

Surety Bank

Deland, FL

Established

1/1/1926

Florida Bank and Thrift Performance Report

Table of Contents

Title	Page
PEER GROUP POSITION	1
EXECUTIVE SUMMARY	2
SELECTED FINANCIAL DATA	3
SECURITIES COMPOSITION	4
LOAN PORTFOLIO COMPOSITION	5
LOAN PORTFOLIO QUALITY	6
DEPOSIT BASE COMPOSITION	7
INTEREST INCOME COMPOSITION	8
INTEREST EXPENSE COMPOSITION	9
NONINTEREST INCOME COMPOSITION	10
NONINTEREST EXPENSE COMPOSITION	11
PEER GROUP COMPARISONS REPORT	12-22

FLORIDA BANKING TEAM

Ted Hacker, Steve Kania, Robert Brink, David Ajvazi, Erica Hines, Sacha Widmaier, Anthony Hagbartsen, Madeline Bogumil, Phillip Berdeguer, Andrew Joyce, Patricia Romero, Vanessa Hossler, Allyson Wiitala, Jacob Ingram, Rachel Jean, Brendan Yosko, Stephanie Flores, Jacob Frantzen, Sander Ocasio, Brian Katz, Nicholas Singh, Kendall Lucas, Makenna Bader, Kimberly Berlow, Ann-Leiticia Blot, Gregory Mann, Joseph Parrillo, Maya Borreli, Samuel Pacheco

Information contained herein was obtained from FIS is believed to be reliable however, accuracy is not guaranteed and all peer and state averages are simple averages.

PEER GROUP POSITION
For the
Central Florida Group

For the three months ended March 31, 2026

Institution name	Total Assets (\$000's)
Southstate Bank, National Association	67,870,584
Cogent Bank	2,444,828
Crews Bank & Trust	2,364,087
One Florida Bank	2,119,347
Citizens Bank And Trust	1,476,326
Bank Of Central Florida	1,251,302
Mainstreet Community Bank Of Florida	947,978
United Southern Bank	842,840
First Bank	822,615
Axiom Bank, National Association	774,271
Sunrise Bank	599,794
The First National Bank Of Mount Dora	354,872
First Colony Bank Of Florida	307,036
Surety Bank	222,858
Commerce Bank & Trust	179,329
First National Bank Of Wauchula	88,130

Institution name	Return on Avg Assets (%)
Cogent Bank	2.09
First Colony Bank Of Florida	2.00
Crews Bank & Trust	1.78
Surety Bank	1.62
First Bank	1.44
Southstate Bank, National Association	1.42
Citizens Bank And Trust	1.41
Bank Of Central Florida	1.26
Sunrise Bank	1.26
One Florida Bank	1.21
United Southern Bank	1.15
Mainstreet Community Bank Of Florida	0.89
The First National Bank Of Mount Dora	0.88
Commerce Bank & Trust	0.87
First National Bank Of Wauchula	0.58
Axiom Bank, National Association	(0.07)

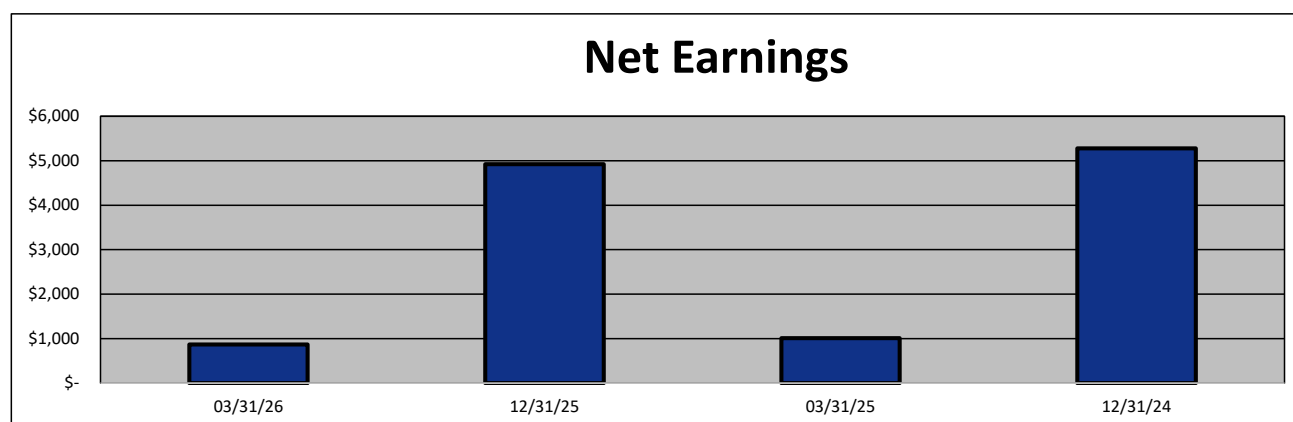
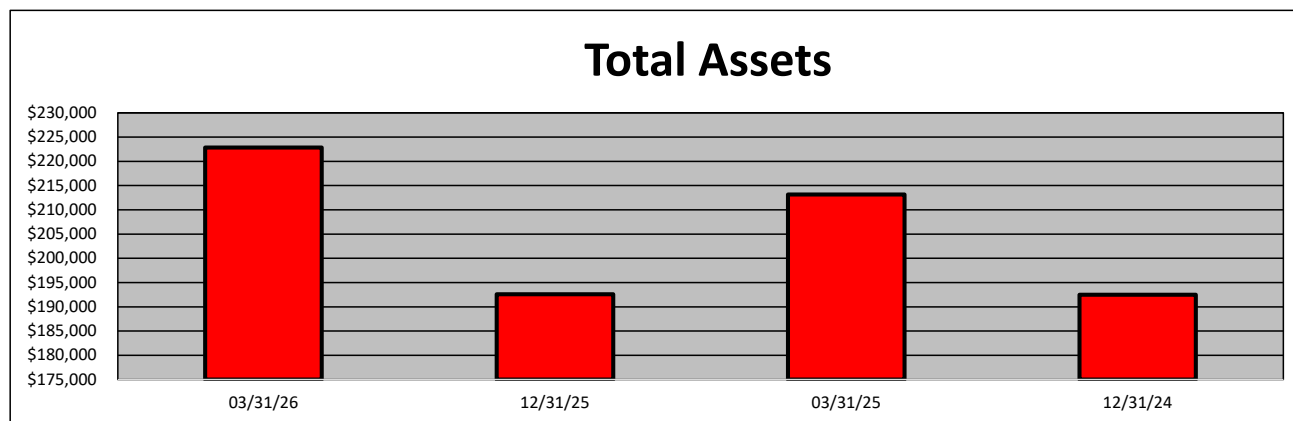
EXECUTIVE SUMMARY - Surety Bank
(Percentage)

Period Ending	03/31/26	12/31/25	03/31/25	12/31/24	State Avg.	Peer Avg.
CAPITAL RATIOS						
Equity/Assets	9.93	11.65	9.15	10.11	10.49	9.21
Leverage Ratio	12.93	13.95	13.28	12.66	11.09	10.26
Tier 1 Cap/Risk Based Assets	23.65	25.46	25.93	27.88	12.37	8.82
Risk Based Ratio	24.65	26.48	27.05	29.10	13.16	9.48
Common Equity Tier 1 Capital Ratio	23.65	25.46	25.93	27.88	12.25	8.82
BALANCE SHEET RATIOS:						
Loan/Deposit Ratio	49.33	54.03	35.90	41.90	75.38	72.08
Loans/Assets	44.35	46.52	32.58	37.51	63.61	63.99
Securities/Assets	13.95	16.54	14.42	16.48	17.71	20.48
PROFITABILITY:						
Return on Avg Assets	1.62	2.50	2.09	2.60	0.81	1.24
Return on Avg Equity	15.64	24.13	20.74	27.38	9.54	14.75
Nonint Income/Avg Assets	2.98	3.83	3.58	3.55	0.74	0.78
Net Overhead Ratio	0.64	0.00	0.26	(0.07)	2.34	2.08
Efficiency Ratio	66.12	59.28	63.34	55.98	71.79	65.47
Assets (per million) per Employee	6.02	5.21	5.76	5.50	10.70	8.35
ASSET QUALITY:						
Allowance/Loans	1.19	1.24	1.60	1.54	1.31	1.41
Nonperforming Loans/Total Loans	0.25	0.29	0.45	0.45	0.51	0.60
Nonperforming Assets/Total Assets	0.11	0.14	0.15	0.17	0.35	0.42
Adjusted Texas Ratio	1.04	1.10	1.51	1.58	3.02	4.27
YIELDS & COSTS:						
Yield on earning assets	5.40	5.63	5.31	5.61	5.45	5.25
Cost of funds	1.79	1.60	1.44	1.74	1.92	1.61
Net interest margin	3.23	3.54	3.36	3.48	3.31	3.78
Avg Earning Assets/Avg Assets	73.71	70.57	69.95	72.57	95.53	94.74

SELECTED FINANCIAL DATA - Surety Bank
(Dollars in Thousands)

As of:	03/31/26	12/31/25	03/31/25	12/31/24	\$ Change 12 MTHS	% Change 12 MTHS
Total Assets	222,858	192,590	213,148	192,505	9,710	4.56
Cash and Equivalents	84,315	62,491	103,629	80,070	(19,314)	(18.64)
Securities	31,079	31,847	30,734	31,721	345	1.12
Loans, net	98,845	89,595	69,443	72,205	29,402	42.34
Deposit Accounts	200,384	165,839	193,416	172,335	6,968	3.60
Fed Funds & Repos	-	-	-	-	-	NA
Total Equity	22,128	22,428	19,496	19,460	2,632	13.50

Period Ending	03/31/26	12/31/25	03/31/25	12/31/24	\$ Change 12 MTHS	% Change 12 MTHS
Net Earnings	871	4,925	1,010	5,281	(139)	(13.76)
Interest Income	2,143	7,835	1,796	8,262	347	19.32
Interest Expense	862	2,906	658	3,133	204	31.00
Net Interest Income	1,281	4,929	1,138	5,129	143	12.57
Credit Loss Expense	65	-	-	-	65	NA
Noninterest income	1,608	7,545	1,729	7,197	(121)	(7.00)
Gain on Sale of Securities	-	-	-	-	-	NA
Noninterest Expense	1,953	7,549	1,857	7,045	96	5.17
Net Operating Income	871	4,925	1,010	5,281	(139)	(13.76)
Income Taxes	-	-	-	-	-	NA

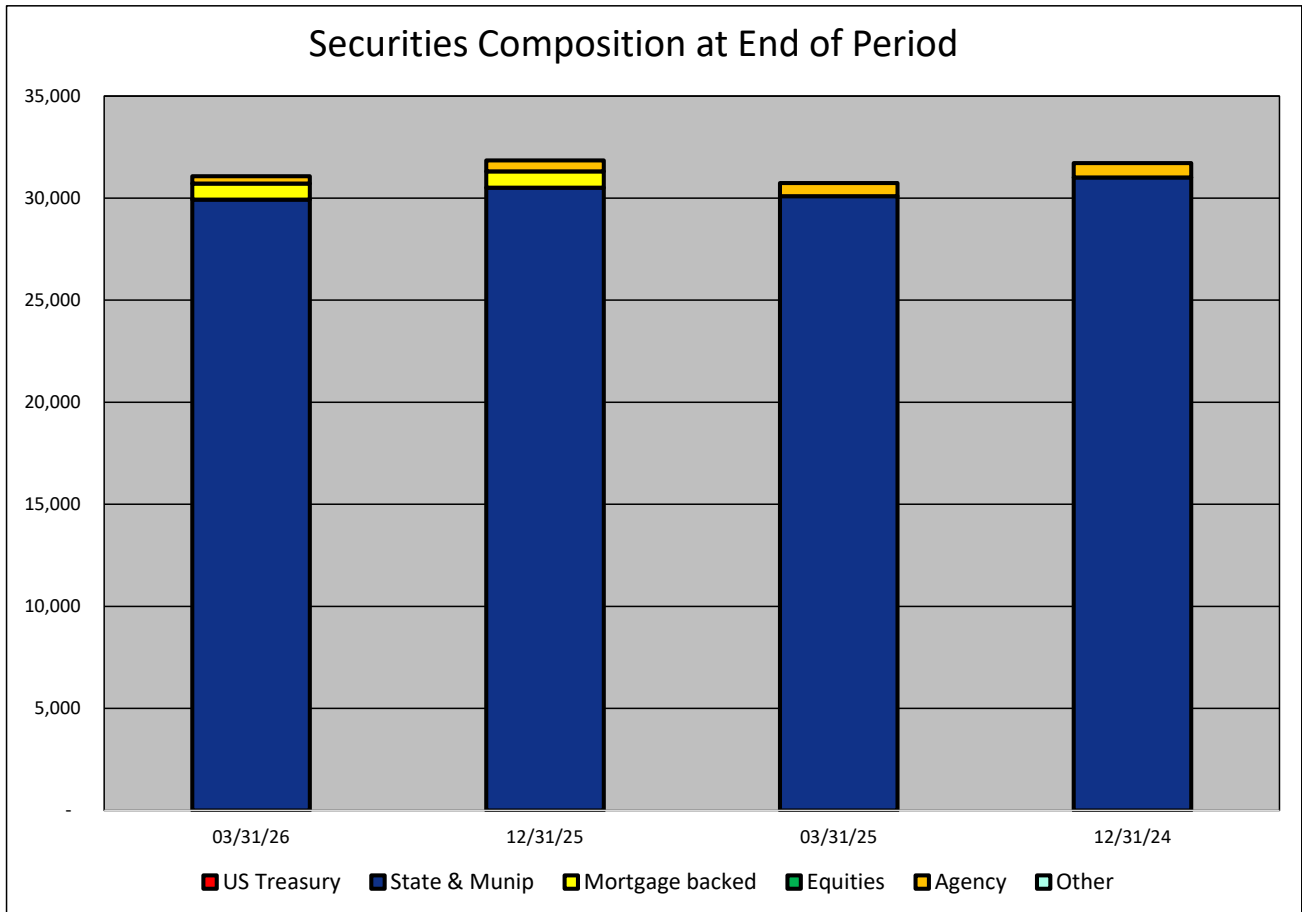


SECURITIES COMPOSITION - Surety Bank
(Dollars in Thousands)

As of:	03/31/26	12/31/25	03/31/25	12/31/24	\$ Change 12 MTHS	% Change 12 MTHS
--------	----------	----------	----------	----------	----------------------	---------------------

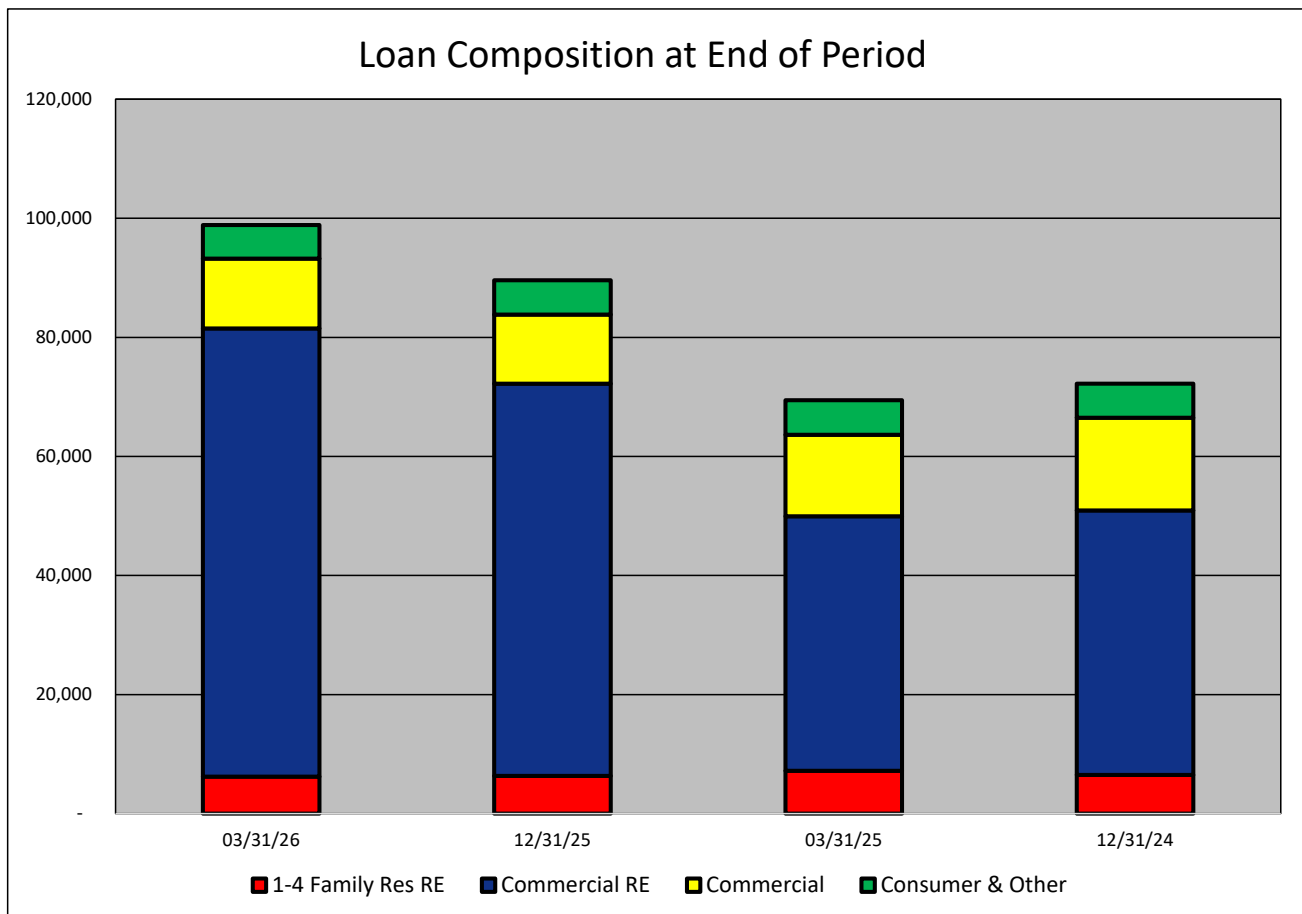
SECURITIES CATEGORY:

US Treasury	-	-	-	-	-	NA
State & Munip	29,926	30,518	30,098	31,014	(172)	(0.57)
Mortgage backed	790	799	-	-	790	NA
Equities	-	-	-	-	-	NA
Agency	363	530	636	707	(273)	(42.92)
Other	-	-	-	-	-	NA
Total Securities	31,079	31,847	30,734	31,721	345	1.12



LOAN PORTFOLIO COMPOSITION - Surety Bank
(Dollars in Thousands)

As of:	03/31/26	12/31/25	03/31/25	12/31/24	\$ Change 12 MTHS	% Change 12 MTHS
LOAN CATEGORY:						
1-4 Family Res RE	6,232	6,339	7,202	6,516	(970)	(13.47)
Commercial RE	75,268	65,872	42,723	44,395	32,545	76.18
Commercial	11,739	11,596	13,719	15,588	(1,980)	(14.43)
Consumer & Other	5,606	5,788	5,799	5,706	(193)	(3.33)
Loans, Net	98,845	89,595	69,443	72,205	29,402	42.34



LOAN PORTFOLIO QUALITY - Surety Bank
(Dollars in Thousands)

As of:	03/31/26	12/31/25	03/31/25	12/31/24	\$ Change 12 MTHS	% Change 12 MTHS
--------	----------	----------	----------	----------	----------------------	---------------------

ALLOWANCE FOR CREDIT LOSSES (LOANS):

Beginning Balance	1,112	1,109	1,109	1,056	3	0.27
Total Recoveries	1	3	1	53	-	-
Total Charge-offs	-	-	-	-	-	NA
Credit Loss Expense	65	-	-	-	65	NA
Writedown Transfer Loans HFS	-	-	-	-	-	NA
Adjustments	-	-	-	-	-	NA
Ending Balance	<u>1,178</u>	<u>1,112</u>	<u>1,110</u>	<u>1,109</u>	<u>68</u>	<u>6.13</u>

NON-PERFORMING ASSETS:

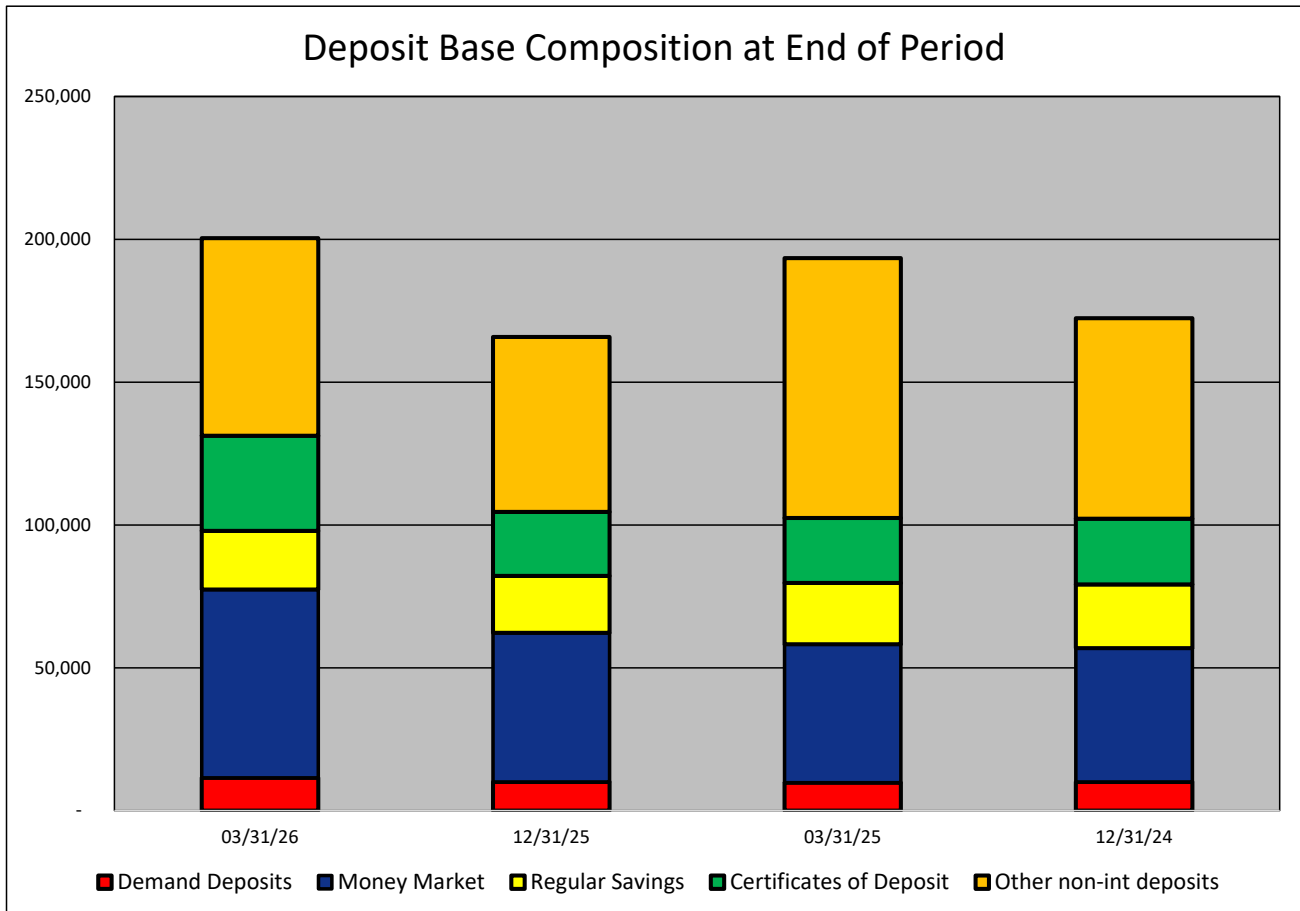
Total-90+ Days Past Due	-	-	-	-	-	NA
Total-Nonaccrual	243	260	311	326	(68)	(21.86)
Foreclosed Real Estate	-	-	-	-	-	NA
Total Non-perf Assets	<u>243</u>	<u>260</u>	<u>311</u>	<u>326</u>	<u>(68)</u>	<u>(21.86)</u>

DEPOSIT BASE COMPOSITION - Surety Bank
(Dollars in Thousands)

As of:	03/31/26	12/31/25	03/31/25	12/31/24	\$ Change 12 MTHS	% Change 12 MTHS
--------	----------	----------	----------	----------	----------------------	---------------------

DEPOSIT BASE CATEGORY:

Demand Deposits	11,483	10,042	9,741	10,013	1,742	17.88
Money Market	65,943	52,187	48,501	46,831	17,442	35.96
Regular Savings	20,516	19,937	21,438	22,361	(922)	(4.30)
Certificates of Deposit	33,333	22,381	22,729	23,001	10,604	46.65
Other non-int deposits	69,109	61,292	91,007	70,129	(21,898)	(24.06)
Total Deposits	200,384	165,839	193,416	172,335	6,968	3.60

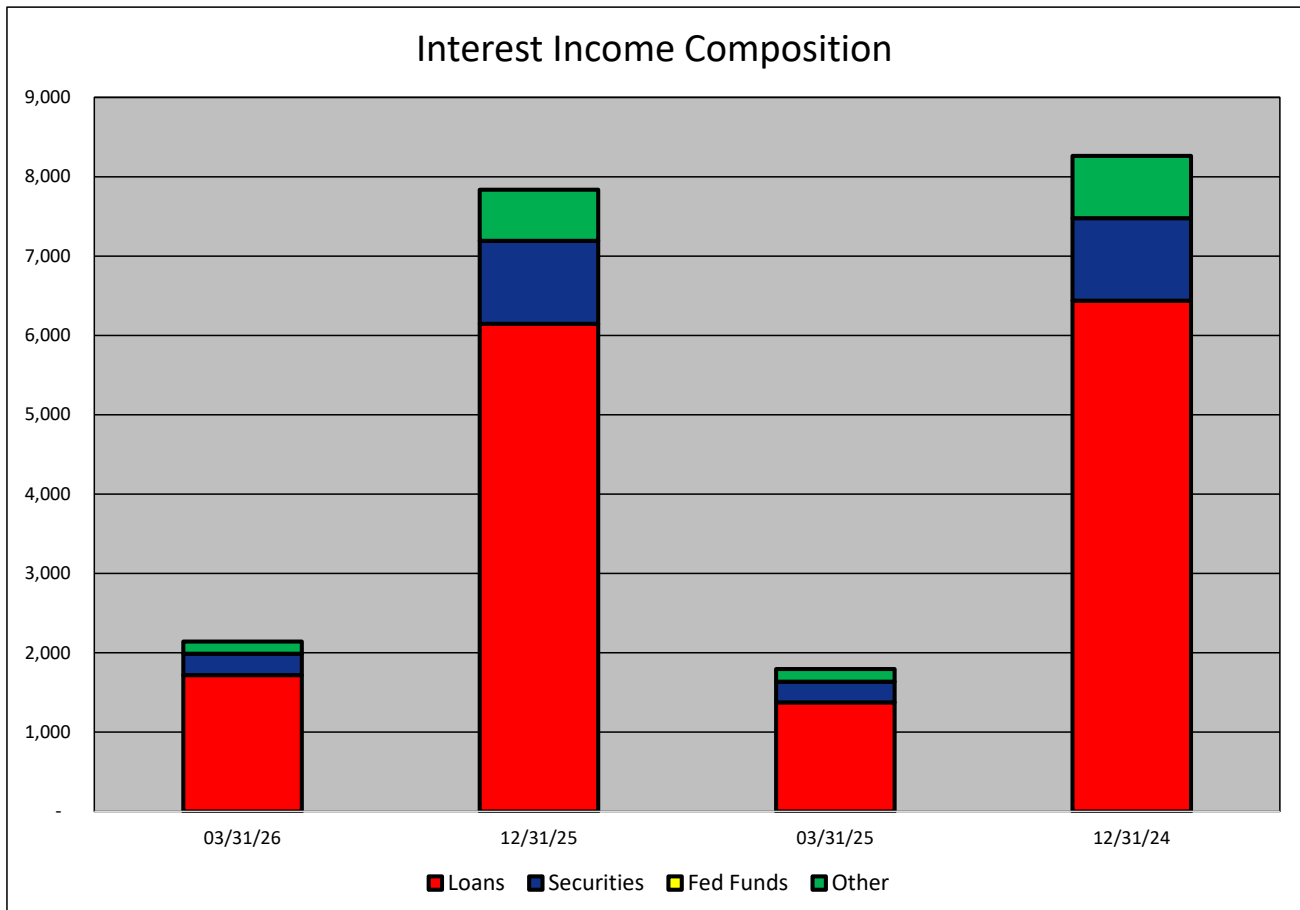


INTEREST INCOME COMPOSITION- Surety Bank
(Dollars in Thousands)

As of:	03/31/26	12/31/25	03/31/25	12/31/24	\$ Change 12 MTHS	% Change 12 MTHS
--------	----------	----------	----------	----------	----------------------	---------------------

INTEREST INCOME CATEGORY

Loans	1,720	6,146	1,376	6,437	344	25.00
Securities	268	1,046	259	1,040	9	3.47
Fed Funds	-	-	-	-	-	NA
Other	155	643	161	785	(6)	(3.73)
Total Int Income	2,143	7,835	1,796	8,262	347	19.32

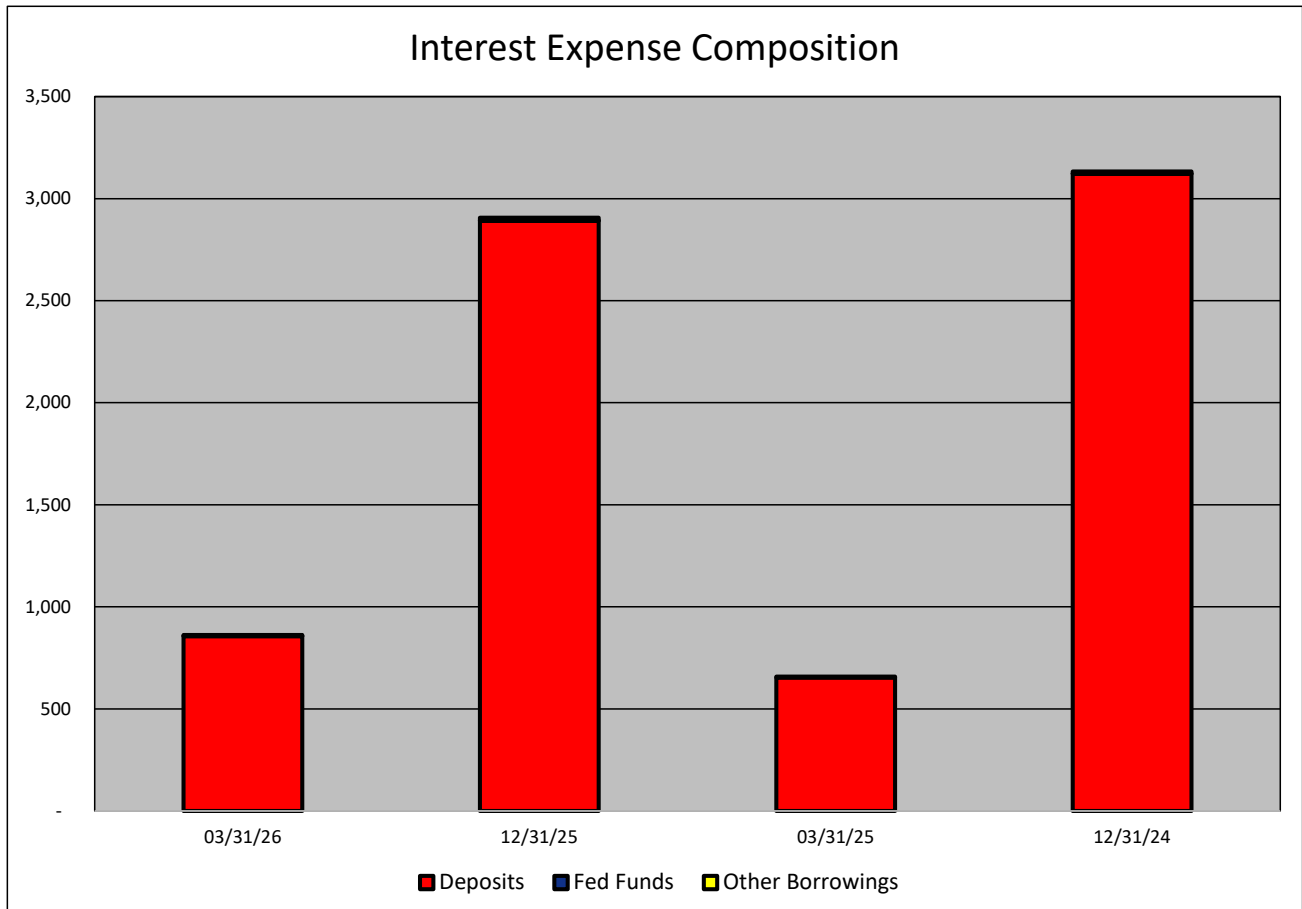


INTEREST EXPENSE COMPOSITION- Surety Bank
(Dollars in Thousands)

As of:	03/31/26	12/31/25	03/31/25	12/31/24	\$ Change 12 MTHS	% Change 12 MTHS
--------	----------	----------	----------	----------	----------------------	---------------------

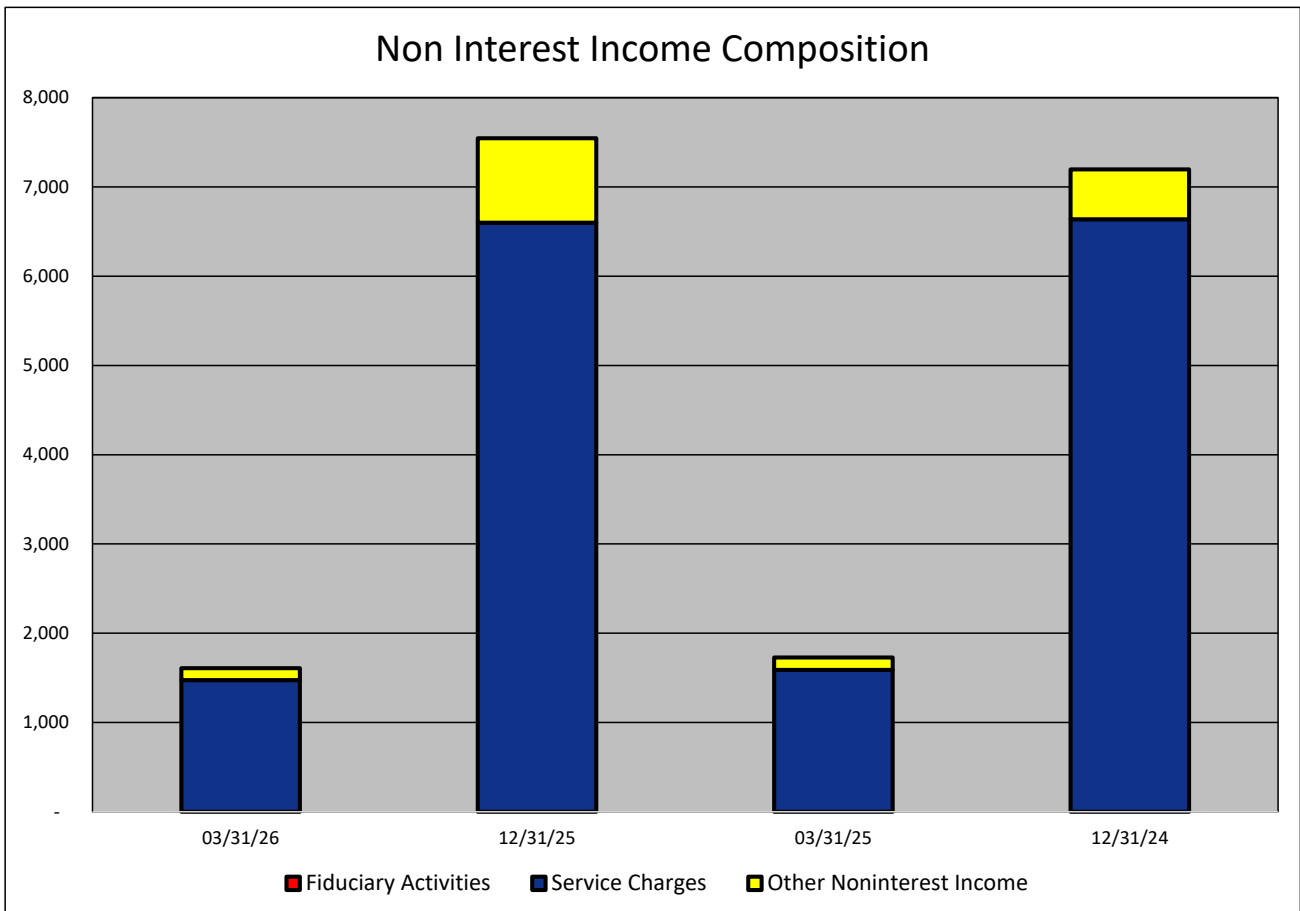
INTEREST EXPENSE CATEGORY

Deposits	856	2,891	653	3,121	203	31.09
Fed Funds	2	3	-	3	2	NA
Other Borrowings	4	12	5	9	(1)	(20.00)
Total Int Expense	862	2,906	658	3,133	204	31.00



NONINTEREST INCOME COMPOSITION- Surety Bank
(Dollars in Thousands)

As of:	03/31/26	12/31/25	03/31/25	12/31/24	\$ Change 12 MTHS	% Change 12 MTHS
NONINTEREST INCOME CATEGORY						
Fiduciary Activities	-	-	-	-	-	NA
Service Charges	1,476	6,600	1,590	6,637	(114)	(7.17)
Other Noninterest Income	132	945	139	560	(7)	(5.04)
Total Nonint. Income	1,608	7,545	1,729	7,197	(121)	(7.00)

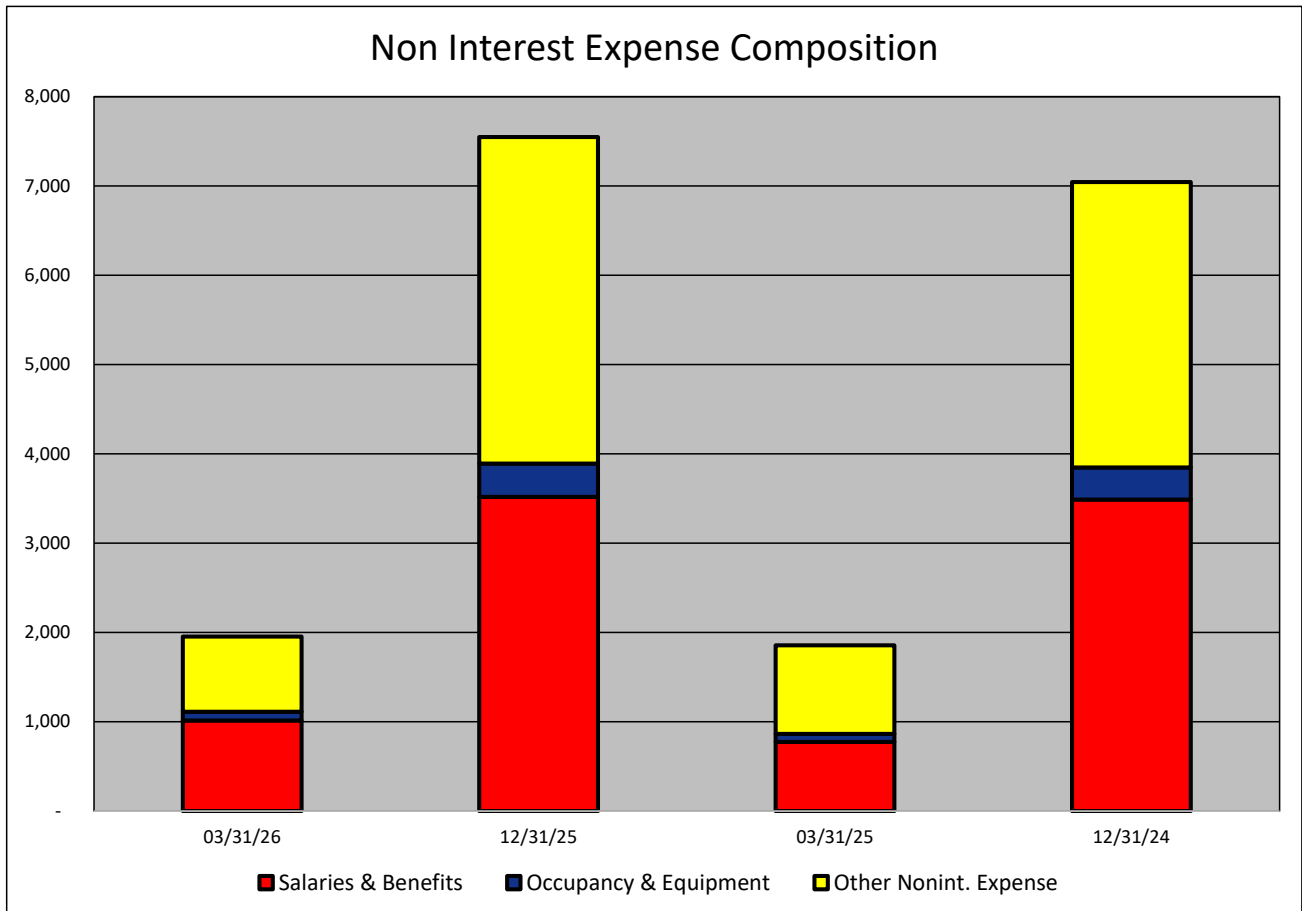


NONINTEREST EXPENSE COMPOSITION- Surety Bank
(Dollars in Thousands)

As of:	03/31/26	12/31/25	03/31/25	12/31/24	\$ Change 12 MTHS	% Change 12 MTHS
--------	----------	----------	----------	----------	----------------------	---------------------

NONINTEREST EXPENSE CATEGORY

Salaries & Benefits	1,014	3,518	773	3,487	241	31.18
Occupancy & Equipment	99	374	91	361	8	8.79
Other Nonint. Expense	840	3,657	993	3,197	(153)	(15.41)
Total Nonint. Expense	1,953	7,549	1,857	7,045	96	5.17



PEER GROUP COMPARISONS REPORT
Central Florida Group

BALANCE SHEET

Institution name	Total Assets \$000		% Change in Assets
	This Year	Last Year	
Cogent Bank	2,444,828	2,131,275	14.71
One Florida Bank	2,119,347	1,899,314	11.58
Mainstreet Community Bank Of Florida	947,978	864,491	9.66
Citizens Bank And Trust	1,476,326	1,396,591	5.71
Commerce Bank & Trust	179,329	170,268	5.32
Surety Bank	222,858	213,148	4.56
Bank Of Central Florida	1,251,302	1,197,066	4.53
Southstate Bank, National Association	67,870,584	65,108,690	4.24
First Colony Bank Of Florida	307,036	294,806	4.15
Crews Bank & Trust	2,364,087	2,273,574	3.98
First National Bank Of Wauchula	88,130	87,040	1.25
First Bank	822,615	813,519	1.12
Sunrise Bank	599,794	601,221	(0.24)
United Southern Bank	842,840	873,950	(3.56)
The First National Bank Of Mount Dora	354,872	369,745	(4.02)
Axiom Bank, National Association	774,271	861,206	(10.09)

Select Peer Average	5,166,637	4,947,244	3.31
----------------------------	-----------	-----------	------

PEER GROUP COMPARISONS REPORT
Central Florida Group

BALANCE SHEET

Institution name	Total Loans \$000		% Change in Loans
	This Year	Last Year	
Surety Bank	98,845	69,443	42.34
Cogent Bank	1,898,864	1,635,557	16.10
Mainstreet Community Bank Of Florida	694,617	615,288	12.89
United Southern Bank	452,661	410,231	10.34
One Florida Bank	1,683,328	1,538,298	9.43
First Bank	483,417	446,647	8.23
Bank Of Central Florida	845,966	783,619	7.96
Crews Bank & Trust	1,305,206	1,220,909	6.90
Citizens Bank And Trust	852,523	798,458	6.77
Southstate Bank, National Association	49,824,718	47,124,650	5.73
The First National Bank Of Mount Dora	136,927	130,163	5.20
Commerce Bank & Trust	130,776	126,385	3.47
First Colony Bank Of Florida	201,180	202,044	(0.43)
Sunrise Bank	467,332	474,940	(1.60)
First National Bank Of Wauchula	58,502	66,379	(11.87)
Axiom Bank, National Association	474,777	558,172	(14.94)

Select Peer Average	3,725,602	3,512,574	6.66
----------------------------	-----------	-----------	------

PEER GROUP COMPARISONS REPORT
Central Florida Group

CAPITAL RATIOS
For the three months ended March 31, 2026

Institution name	Equity/ Assets	Leverage Ratio	Tier 1 Risk- based Ratio	Risk based Capital Ratio	Common Equity Tier 1 Capital Ratio
Surety Bank	9.93	12.93	23.65	24.65	23.65
The First National Bank Of Mount Dora	10.16	12.54	17.80	18.78	17.80
First National Bank Of Wauchula	10.95	12.39	0.00	0.00	0.00
Axiom Bank, National Association	11.46	11.06	0.00	0.00	0.00
United Southern Bank	7.38	10.62	0.00	0.00	0.00
Crews Bank & Trust	10.32	10.55	0.00	0.00	0.00
Southstate Bank, National Association	14.13	10.27	12.33	13.44	12.33
Commerce Bank & Trust	7.76	10.17	13.58	14.83	13.58
First Colony Bank Of Florida	8.56	9.86	12.89	14.14	12.89
Sunrise Bank	8.75	9.74	0.00	0.00	0.00
One Florida Bank	9.22	9.70	10.70	11.42	10.70
First Bank	9.21	9.43	14.74	16.00	14.74
Mainstreet Community Bank Of Florida	8.51	9.35	0.00	0.00	0.00
Cogent Bank	9.37	9.20	10.86	11.88	10.86
Bank Of Central Florida	7.67	8.45	12.04	13.05	12.04
Citizens Bank And Trust	3.91	7.88	12.50	13.55	12.50

Select Peer Average	9.21	10.26	8.82	9.48	8.82
----------------------------	------	-------	------	------	------

PEER GROUP COMPARISONS REPORT
Central Florida Group

BALANCE SHEET RATIOS
For the three months ended March 31, 2026

Institution name	Loans/ Deposits	Gross Loans/ Assets	Securities/ Assets
One Florida Bank	89.89	79.43	3.49
Southstate Bank, National Association	89.10	73.41	12.58
Sunrise Bank	88.52	77.92	16.91
Cogent Bank	88.31	77.67	18.30
Commerce Bank & Trust	85.40	72.93	12.57
Mainstreet Community Bank Of Florida	80.81	73.27	15.12
First National Bank Of Wauchula	75.97	66.38	6.11
Bank Of Central Florida	73.84	67.61	19.00
First Colony Bank Of Florida	71.92	65.52	17.47
Axiom Bank, National Association	69.90	61.32	20.16
First Bank	65.26	58.77	26.81
Crews Bank & Trust	61.84	55.21	27.89
Citizens Bank And Trust	61.05	57.75	34.24
United Southern Bank	58.69	53.71	33.99
Surety Bank	49.33	44.35	13.95
The First National Bank Of Mount Dora	43.37	38.58	49.16

Select Peer Average	72.08	63.99	20.48
----------------------------	-------	-------	-------

PEER GROUP COMPARISONS REPORT
Central Florida Group

PROFITABILITY RATIOS
For the three months ended March 31, 2026

Institution name	Avg Total Assets (\$000)	Return on Avg Assets	Return on Avg Equity
Cogent Bank	2,461,847	2.09	23.04
First Colony Bank Of Florida	289,697	2.00	21.96
Crews Bank & Trust	2,316,277	1.78	17.03
Surety Bank	215,546	1.62	15.64
First Bank	821,216	1.44	15.42
Southstate Bank, National Association	67,202,465	1.42	9.90
Citizens Bank And Trust	1,517,867	1.41	37.71
Bank Of Central Florida	1,263,170	1.26	16.50
Sunrise Bank	602,343	1.26	14.40
One Florida Bank	2,093,144	1.21	13.21
United Southern Bank	870,825	1.15	16.14
Mainstreet Community Bank Of Florida	937,330	0.89	10.51
The First National Bank Of Mount Dora	350,038	0.88	8.47
Commerce Bank & Trust	183,079	0.87	11.43
First National Bank Of Wauchula	84,378	0.58	5.16
Axiom Bank, National Association	800,429	(0.07)	(0.59)

Select Peer Average	5,125,603	1.24	14.75
----------------------------	-----------	------	-------

PEER GROUP COMPARISONS REPORT
Central Florida Group

PROFITABILITY RATIOS
For the three months ended March 31, 2026

Institution name	Noninterest Income/AA	Net Overhead Ratio	Efficiency Ratio	Assets (per million) per Employee
First Colony Bank Of Florida	0.12	1.73	46.39	16.16
Cogent Bank	0.79	1.71	46.93	9.30
One Florida Bank	0.11	1.67	50.72	12.77
Southstate Bank, National Association	0.64	1.52	52.95	10.62
First Bank	0.55	1.96	55.51	7.34
Crews Bank & Trust	0.77	1.70	55.92	6.64
Bank Of Central Florida	0.18	2.03	59.87	11.59
Sunrise Bank	0.07	2.00	62.03	9.83
United Southern Bank	0.68	1.92	62.49	5.33
Mainstreet Community Bank Of Florida	0.53	1.98	62.85	8.86
Surety Bank	2.98	0.64	66.12	6.02
Citizens Bank And Trust	0.77	1.79	67.66	7.53
Commerce Bank & Trust	0.15	2.27	72.01	8.54
The First National Bank Of Mount Dora	2.76	1.87	78.38	4.18
First National Bank Of Wauchula	0.39	4.21	88.61	3.67
Axiom Bank, National Association	0.92	4.22	119.11	5.20

Select Peer Average	0.78	2.08	65.47	8.35
----------------------------	------	------	-------	------

PEER GROUP COMPARISONS REPORT
Central Florida Group

ASSET QUALITY RATIOS
For the three months ended March 31, 2026

Institution name	Allowance/ Loans	Nonperf Loans/ Total Loans	Nonperf Assets/ Total Assets	Adjusted Texas Ratio
Crews Bank & Trust	1.97	0.04	0.02	0.20
First Bank	1.78	0.04	0.02	0.20
Sunrise Bank	1.25	0.11	0.09	0.88
First Colony Bank Of Florida	1.61	0.17	0.11	1.18
Surety Bank	1.19	0.25	0.11	1.04
Bank Of Central Florida	1.05	0.21	0.14	1.72
One Florida Bank	0.80	0.19	0.15	1.54
Cogent Bank	1.08	0.24	0.19	1.50
Citizens Bank And Trust	1.11	0.37	0.22	4.74
The First National Bank Of Mount Dora	1.56	0.57	0.22	2.06
United Southern Bank	2.04	0.51	0.27	3.22
Southstate Bank, National Association	1.18	0.61	0.48	4.07
First National Bank Of Wauchula	1.78	1.23	0.82	6.75
Axiom Bank, National Association	1.27	1.56	0.96	7.81
Mainstreet Community Bank Of Florida	1.27	1.36	1.27	13.51
Commerce Bank & Trust	1.58	2.19	1.60	17.92

Select Peer Average	1.41	0.60	0.42	4.27
----------------------------	------	------	------	------

PEER GROUP COMPARISONS REPORT
Central Florida Group

STATEMENT OF CONDITION (% OF ASSETS)
For the three months ended March 31, 2026

Institution name	Cash & Nointerest bearing Deps	Interest- bearing Bal	Fed Funds Sold & Repos	Held to Maturity Secs	Available for Sale Secs
Surety Bank	22.90	14.93	0.00	0.00	13.95
First National Bank Of Wauchula	6.47	17.06	0.00	0.00	6.11
First Bank	2.24	7.30	1.31	0.00	26.81
Axiom Bank, National Association	1.78	13.27	0.00	0.00	20.16
Commerce Bank & Trust	1.33	9.65	0.00	0.00	12.57
One Florida Bank	0.94	15.24	0.01	0.00	3.49
Mainstreet Community Bank Of Florida	0.93	1.28	5.38	0.00	15.12
United Southern Bank	0.89	6.96	0.00	0.62	33.37
Southstate Bank, National Association	0.88	3.17	0.02	2.96	9.62
Crews Bank & Trust	0.76	15.38	0.00	20.19	7.70
First Colony Bank Of Florida	0.64	16.56	0.00	9.79	7.68
Sunrise Bank	0.60	3.49	0.00	0.99	15.91
Bank Of Central Florida	0.57	10.14	0.00	0.00	19.00
The First National Bank Of Mount Dora	0.56	5.89	0.00	0.00	49.16
Citizens Bank And Trust	0.39	4.82	0.00	0.00	34.24
Cogent Bank	0.13	3.16	0.00	0.00	18.30

Select Peer Average	2.63	9.27	0.42	2.16	18.32
----------------------------	------	------	------	------	-------

PEER GROUP COMPARISONS REPORT
Central Florida Group

STATEMENT OF CONDITION (% OF ASSETS)
For the three months ended March 31, 2026

Institution name	Net Loans & Leases	Premises & Fixed Assets	Total Real Estate Owned	Intangible Assets
One Florida Bank	78.68	0.48	0.00	0.00
Sunrise Bank	76.94	1.28	0.00	0.00
Cogent Bank	76.47	0.47	0.00	0.14
Mainstreet Community Bank Of Florida	72.24	1.97	0.28	0.01
Southstate Bank, National Association	72.06	1.46	0.04	5.23
Commerce Bank & Trust	71.78	0.98	0.00	0.00
Bank Of Central Florida	66.89	1.28	0.00	0.01
First National Bank Of Wauchula	65.20	1.40	0.00	0.00
First Colony Bank Of Florida	64.47	0.27	0.00	0.00
Axiom Bank, National Association	60.54	1.51	0.00	0.00
First Bank	57.72	1.80	0.00	0.00
Citizens Bank And Trust	57.11	1.22	0.00	0.01
Crews Bank & Trust	54.12	1.10	0.00	0.00
United Southern Bank	52.61	1.24	0.00	0.00
Surety Bank	43.82	0.64	0.00	0.00
The First National Bank Of Mount Dora	37.98	1.00	0.00	0.00

Select Peer Average	63.04	1.13	0.02	0.34
----------------------------	-------	------	------	------

PEER GROUP COMPARISONS REPORT
Central Florida Group

STATEMENT OF CONDITION (% OF TOTAL FUNDING SOURCES)
For the three months ended March 31, 2026

Institution name	Non Interest Bearing Deps	Interest Bearing Deps	Total Deps	Total Fed Funds & Repos	Other Borrowed Money
United Southern Bank	56.72	43.28	100.00	0.00	0.00
The First National Bank Of Mount Dora	45.55	54.45	100.00	0.00	0.00
Axiom Bank, National Association	38.01	61.99	100.00	0.00	0.00
First Colony Bank Of Florida	37.81	62.19	100.00	0.00	0.00
Crews Bank & Trust	34.92	65.07	99.99	0.01	0.00
Surety Bank	34.31	65.69	100.00	0.00	0.00
First National Bank Of Wauchula	32.91	67.09	100.00	0.00	0.00
First Bank	32.82	67.18	100.00	0.00	0.00
Citizens Bank And Trust	30.28	69.23	99.51	0.49	0.00
Bank Of Central Florida	28.81	71.19	100.00	0.00	0.00
Commerce Bank & Trust	28.04	66.09	94.12	3.42	2.46
Mainstreet Community Bank Of Florida	27.74	72.26	100.00	0.00	0.00
Cogent Bank	26.86	71.14	97.99	0.00	2.01
Southstate Bank, National Association	24.21	74.65	98.86	1.14	0.00
Sunrise Bank	20.79	76.45	97.24	0.00	2.76
One Florida Bank	19.37	78.80	98.17	0.00	1.83

Select Peer Average	32.45	66.67	99.12	0.32	0.57
----------------------------	-------	-------	-------	------	------

PEER GROUP COMPARISONS REPORT
Central Florida Group

YIELDS, COSTS & SPREADS - ASSET YIELDS
For the three months ended March 31, 2026

Institution name	Yield on Earning Assets	Cost of Funds	Net Interest Margin	Avg Earning Assets/AA
First National Bank Of Wauchula	6.66	1.38	5.32	90.14
Cogent Bank	6.55	2.20	4.55	99.14
First Bank	5.26	1.13	4.19	94.46
Southstate Bank, National Association	5.40	1.74	3.80	89.90
First Colony Bank Of Florida	5.31	1.31	3.76	99.28
Crews Bank & Trust	4.90	1.37	3.65	98.38
Mainstreet Community Bank Of Florida	5.33	1.78	3.64	95.00
United Southern Bank	4.28	0.57	3.61	95.87
Bank Of Central Florida	4.91	1.42	3.61	97.30
Axiom Bank, National Association	5.47	2.13	3.56	95.43
One Florida Bank	5.49	2.25	3.44	98.57
Sunrise Bank	5.61	2.52	3.32	98.36
Commerce Bank & Trust	5.01	1.75	3.29	96.29
Surety Bank	5.40	1.79	3.23	73.71
Citizens Bank And Trust	4.41	1.40	3.08	96.71
The First National Bank Of Mount Dora	4.02	1.01	3.08	97.24

Select Peer Average	5.25	1.61	3.78	94.74
----------------------------	------	------	------	-------