

# Sunstate Bank

Miami, FL

Established

3/15/1999

## Florida Bank and Thrift Performance Report

### Table of Contents

<b>Title</b>	<b>Page</b>
PEER GROUP POSITION	1
EXECUTIVE SUMMARY	2
SELECTED FINANCIAL DATA	3
SECURITIES COMPOSITION	4
LOAN PORTFOLIO COMPOSITION	5
LOAN PORTFOLIO QUALITY	6
DEPOSIT BASE COMPOSITION	7
INTEREST INCOME COMPOSITION	8
INTEREST EXPENSE COMPOSITION	9
NONINTEREST INCOME COMPOSITION	10
NONINTEREST EXPENSE COMPOSITION	11
PEER GROUP COMPARISONS REPORT	12-22

#### **FLORIDA BANKING TEAM**

Ted Hacker, Steve Kania, Robert Brink, David Ajvazi, Erica Hines, Sacha Widmaier, Anthony Hagbartsen, Madeline Bogumil, Phillip Berdeguer, Andrew Joyce, Meranda Joseph, Patricia Romero, Vanessa Hossler, Adam McCord, Allyson Wiitala, Jacob Ingram, Rachel Jean, Brendan Yosko, Martha Zubia, Stephanie Flores, Jacob Frantzen, Sander Ocasio, Brian Katz, Nicholas Singh, Raphael Houssou, Danny Jenarine, Kendall Lucas, Makenna Bader, Kimberly Berlow, Zaria Minard

Information contained herein was obtained from FIS is believed to be reliable however, accuracy is not guaranteed and all peer and state averages are simple averages.

**PEER GROUP POSITION**

For the

*South Florida Group*

**For the six months June 30, 2025**

Institution name	Total Assets (\$'000's)
Bankunited, National Association	35,441,030
City National Bank Of Florida	27,059,543
Amerant Bank, National Association	10,312,330
Ocean Bank	7,249,115
Banesco Usa	5,214,894
Bradesco Bank	5,116,928
Banco Do Brasil Americas	3,123,278
U. S. Century Bank	2,717,656
Grove Bank & Trust	1,420,490
International Finance Bank	1,378,556
Pacific National Bank	1,372,907
Intercredit Bank, National Association	1,274,677
First State Bank Of The Florida Keys	1,160,607
Helm Bank Usa	1,089,200
Terrabank, National Association	811,753
Sunstate Bank	537,237
Interamerican Bank, A Fsb	285,964
Gulf Atlantic Bank	195,585
Eastern National Bank	100,505
Bankmiami	80,678

Institution name	Return on Avg Assets (%)
Banco Do Brasil Americas	1.63
International Finance Bank	1.29
U. S. Century Bank	1.27
Banesco Usa	1.18
Bradesco Bank	0.96
Pacific National Bank	0.94
Helm Bank Usa	0.89
City National Bank Of Florida	0.88
Ocean Bank	0.87
Bankunited, National Association	0.84
Gulf Atlantic Bank	0.80
Terrabank, National Association	0.80
Amerant Bank, National Association	0.79
Interamerican Bank, A Fsb	0.72
First State Bank Of The Florida Keys	0.63
Sunstate Bank	0.51
Grove Bank & Trust	0.42
Intercredit Bank, National Association	(0.61)
Eastern National Bank	(2.31)
Bankmiami	(10.40)

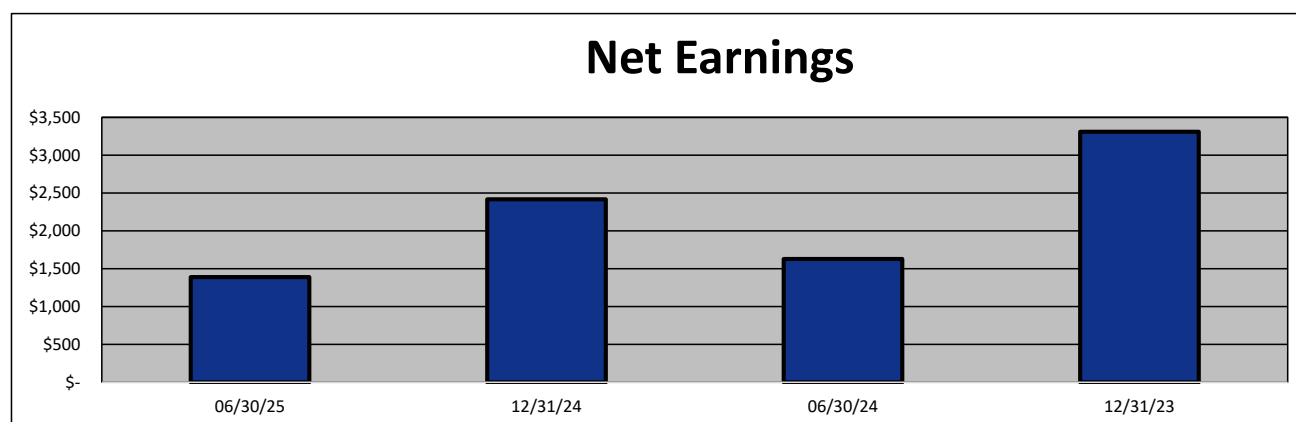
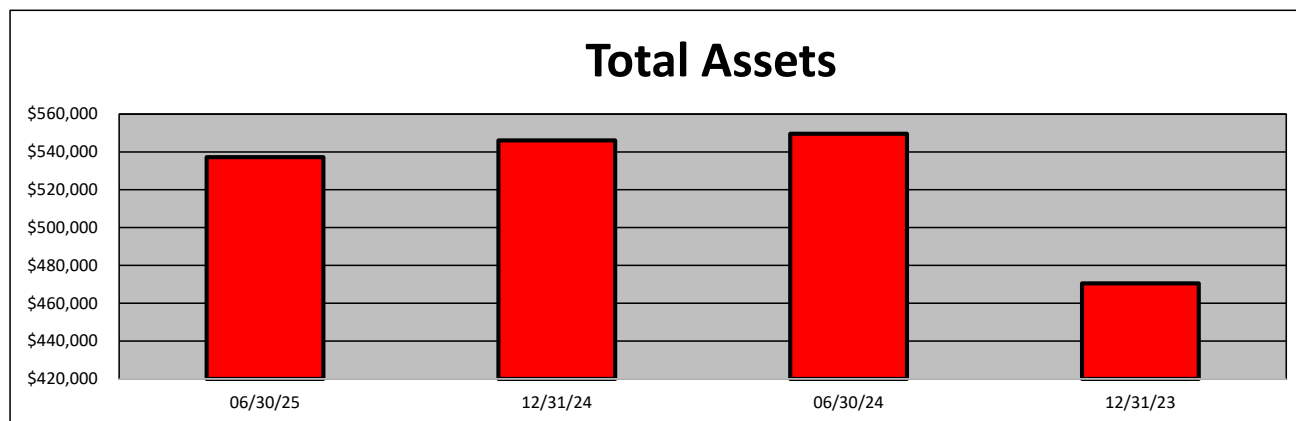
**EXECUTIVE SUMMARY - Sunstate Bank**  
(Percentage)

Period Ending	06/30/25	12/31/24	06/30/24	12/31/23	State Avg.	Peer Avg.
<b>CAPITAL RATIOS</b>						
Equity/Assets	12.87	12.29	12.03	13.56	10.68	11.59
Leverage Ratio	11.37	11.01	11.35	11.89	11.86	13.29
Tier 1 Cap/Risk Based Assets	12.90	14.62	13.45	13.88	14.47	21.18
Risk Based Ratio	13.71	15.37	14.08	14.56	15.30	22.25
Common Equity Tier 1 Capital Ratio	12.90	14.62	13.45	13.88	14.41	20.93
<b>BALANCE SHEET RATIOS:</b>						
Loan/Deposit Ratio	73.82	67.45	67.15	75.17	74.73	77.80
Loans/Assets	62.46	55.20	55.26	59.50	62.90	65.71
Securities/Assets	13.04	11.06	10.32	11.82	18.95	17.47
<b>PROFITABILITY:</b>						
Return on Avg Assets	0.51	0.46	0.64	0.69	0.71	0.11
Return on Avg Equity	4.09	3.67	5.01	5.41	10.92	5.85
Nonint Income/Avg Assets	0.55	0.53	0.56	0.56	0.80	0.46
Net Overhead Ratio	2.15	2.42	2.26	2.07	2.35	2.89
Efficiency Ratio	74.03	81.75	76.49	73.77	74.52	91.41
Assets (per million) per Employee	6.89	7.19	7.74	7.35	10.31	10.59
<b>ASSET QUALITY:</b>						
Allowance/Loans	1.12	1.00	0.89	0.97	1.29	1.31
Nonperforming Loans/Total Loans	0.00	0.04	0.04	0.05	0.48	0.44
Nonperforming Assets/Total Assets	0.00	0.02	0.02	0.03	0.33	0.31
Adjusted Texas Ratio	0.00	0.19	0.21	0.24	3.15	2.63
<b>YIELDS &amp; COSTS:</b>						
Yield on earning assets	5.85	6.03	5.95	5.10	5.48	5.54
Cost of funds	3.78	4.27	4.20	3.17	2.84	3.22
Net interest margin	3.26	3.24	3.28	3.17	3.20	2.97
Avg Earning Assets/Avg Assets	95.27	95.12	95.03	94.76	95.80	96.34

**SELECTED FINANCIAL DATA - Sunstate Bank**  
(Dollars in Thousands)

<b>As of:</b>	<b>06/30/25</b>	<b>12/31/24</b>	<b>06/30/24</b>	<b>12/31/23</b>	<b>\$ Change 12 MTHS</b>	<b>% Change 12 MTHS</b>
Total Assets	537,237	546,077	549,583	470,521	(12,346)	(2.25)
Cash and Equivalents	110,505	162,102	166,521	112,554	(56,016)	(33.64)
Securities	70,070	60,384	56,699	55,628	13,371	23.58
Loans, net	335,563	301,430	303,684	279,941	31,879	10.50
Deposit Accounts	454,597	446,887	452,255	372,405	2,342	0.52
Fed Funds & Repos	-	-	-	-	-	NA
Total Equity	69,118	67,104	66,137	63,825	2,981	4.51

<b>Period Ending</b>	<b>06/30/25</b>	<b>12/31/24</b>	<b>06/30/24</b>	<b>12/31/23</b>	<b>\$ Change 12 MTHS</b>	<b>% Change 12 MTHS</b>
Net Earnings	1,389	2,418	1,629	3,309	(240)	(14.73)
Interest Income	15,083	29,908	14,292	23,109	791	5.53
Interest Expense	6,690	13,852	6,412	8,760	278	4.34
Net Interest Income	8,393	16,056	7,880	14,349	513	6.51
Credit Loss Expense	737	240	-	-	737	NA
Noninterest income	1,498	2,764	1,404	2,672	94	6.70
Gain on Sale of Securities	-	-	-	6	-	NA
Noninterest Expense	7,322	15,386	7,101	12,557	221	3.11
Net Operating Income	1,832	3,194	2,183	4,464	(351)	(16.08)
Income Taxes	443	776	554	1,161	(111)	(20.04)

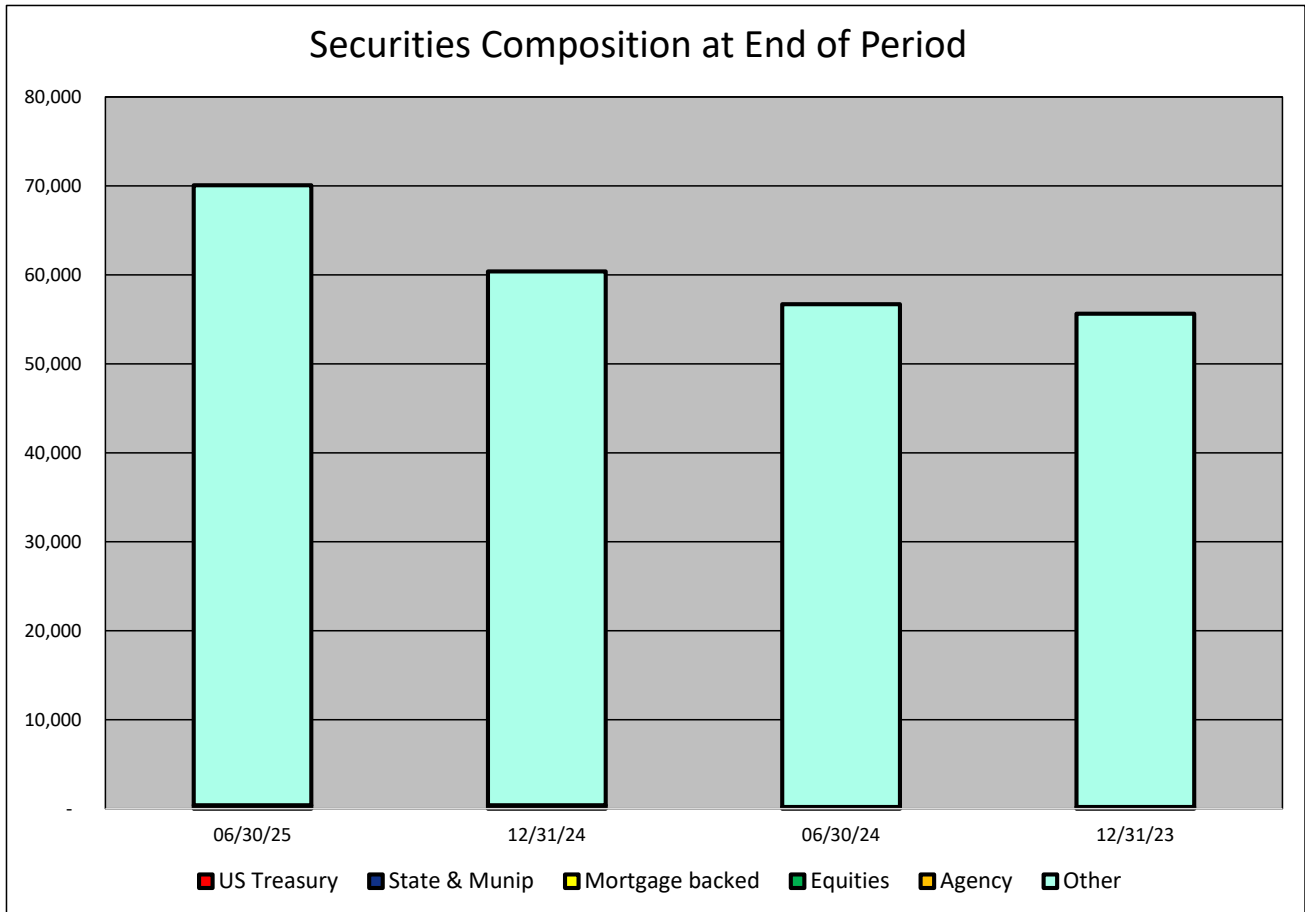


**SECURITIES COMPOSITION - Sunstate Bank**  
(Dollars in Thousands)

As of:	06/30/25	12/31/24	06/30/24	12/31/23	\$ Change 12 MTHS	% Change 12 MTHS
--------	----------	----------	----------	----------	----------------------	---------------------

**SECURITIES CATEGORY:**

US Treasury	394	393	194	198	200	103.09
State & Munip	-	-	-	-	-	NA
Mortgage backed	-	-	-	-	-	NA
Equities	-	-	-	-	-	NA
Agency	-	-	-	-	-	NA
Other	69,676	59,991	56,505	55,430	13,171	23.31
<b>Total Securities</b>	<b>70,070</b>	<b>60,384</b>	<b>56,699</b>	<b>55,628</b>	<b>13,371</b>	<b>23.58</b>

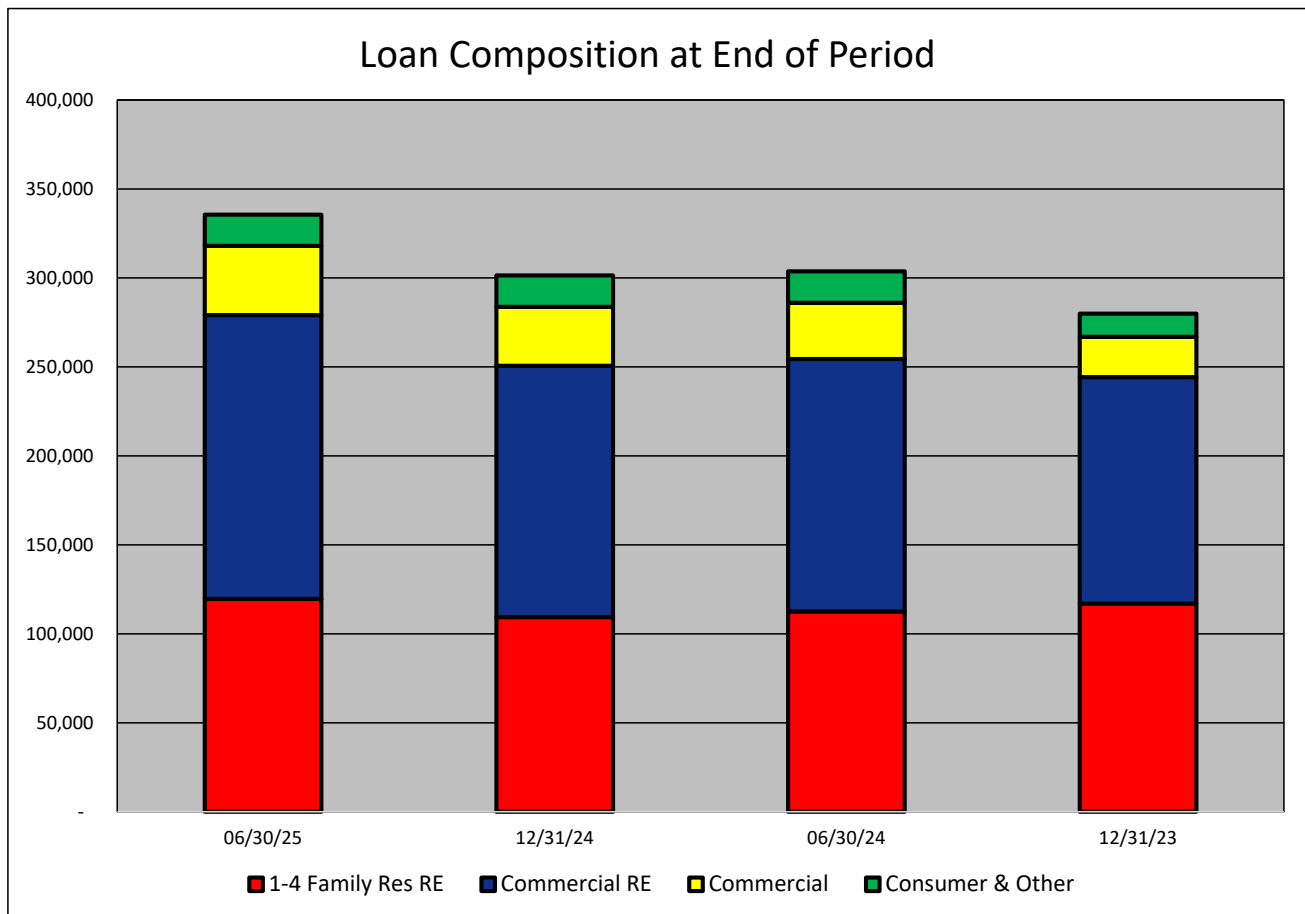


**LOAN PORTFOLIO COMPOSITION - Sunstate Bank**  
(Dollars in Thousands)

As of:	06/30/25	12/31/24	06/30/24	12/31/23	\$ Change 12 MTHS	% Change 12 MTHS
--------	----------	----------	----------	----------	----------------------	---------------------

**LOAN CATEGORY:**

1-4 Family Res RE	119,613	109,421	112,600	116,923	7,013	6.23
Commercial RE	159,469	141,250	141,876	127,353	17,593	12.40
Commercial	38,955	33,068	31,582	22,634	7,373	23.35
Consumer & Other	17,526	17,691	17,626	13,031	(100)	(0.57)
<b>Loans, Net</b>	<b>335,563</b>	<b>301,430</b>	<b>303,684</b>	<b>279,941</b>	<b>31,879</b>	<b>10.50</b>



**LOAN PORTFOLIO QUALITY - Sunstate Bank**  
(Dollars in Thousands)

As of:	06/30/25	12/31/24	06/30/24	12/31/23	\$ Change 12 MTHS	% Change 12 MTHS
--------	----------	----------	----------	----------	----------------------	---------------------

**ALLOWANCE FOR CREDIT LOSSES (LOANS):**

Beginning Balance	3,011	2,716	2,716	2,513	295	10.86
Total Recoveries	10	71	12	138	(2)	(16.67)
Total Charge-offs	2	16	15	85	(13)	(86.67)
Credit Loss Expense	737	240	-	-	737	NA
Writedown Transfer Loans HFS	-	-	-	-	-	NA
Adjustments	-	-	-	150	-	NA
Ending Balance	3,756	3,011	2,713	2,716	1,043	38.44

**NON-PERFORMING ASSETS:**

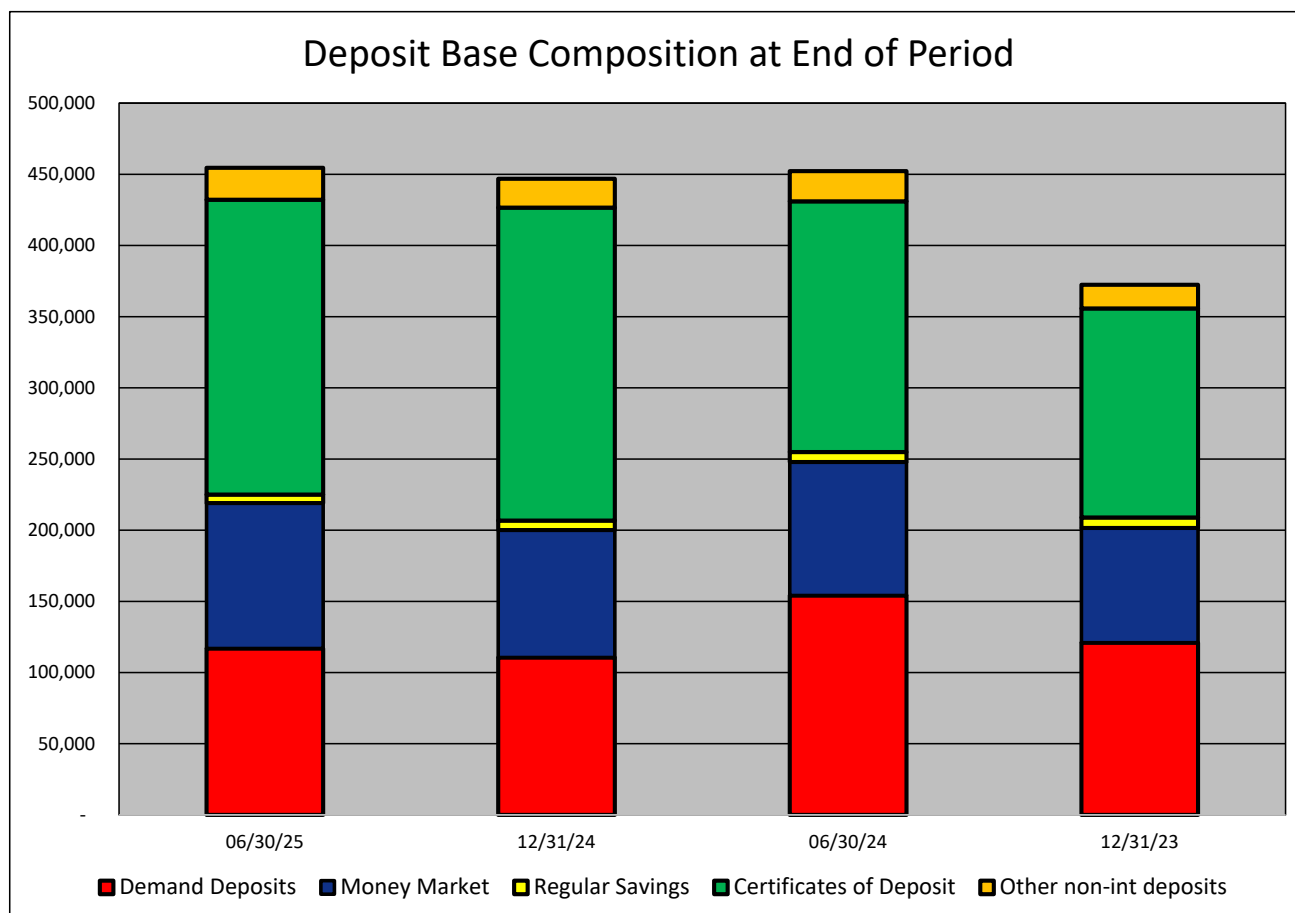
Total-90+ Days Past Due	-	-	-	-	-	NA
Total-Nonaccrual	-	120	128	139	(128)	(100.00)
Foreclosed Real Estate	-	-	-	-	-	NA
Total Non-perf Assets	-	120	128	139	(128)	(100.00)

**DEPOSIT BASE COMPOSITION - Sunstate Bank**  
(Dollars in Thousands)

As of:	06/30/25	12/31/24	06/30/24	12/31/23	\$ Change 12 MTHS	% Change 12 MTHS
--------	----------	----------	----------	----------	----------------------	---------------------

**DEPOSIT BASE CATEGORY:**

Demand Deposits	116,856	110,557	154,119	120,950	(37,263)	(24.18)
Money Market	102,179	89,569	93,752	80,584	8,427	8.99
Regular Savings	5,990	6,630	7,008	7,423	(1,018)	(14.53)
Certificates of Deposit	207,088	219,841	176,143	146,832	30,945	17.57
Other non-int deposits	22,484	20,290	21,233	16,616	1,251	5.89
<b>Total Deposits</b>	<b>454,597</b>	<b>446,887</b>	<b>452,255</b>	<b>372,405</b>	<b>2,342</b>	<b>0.52</b>



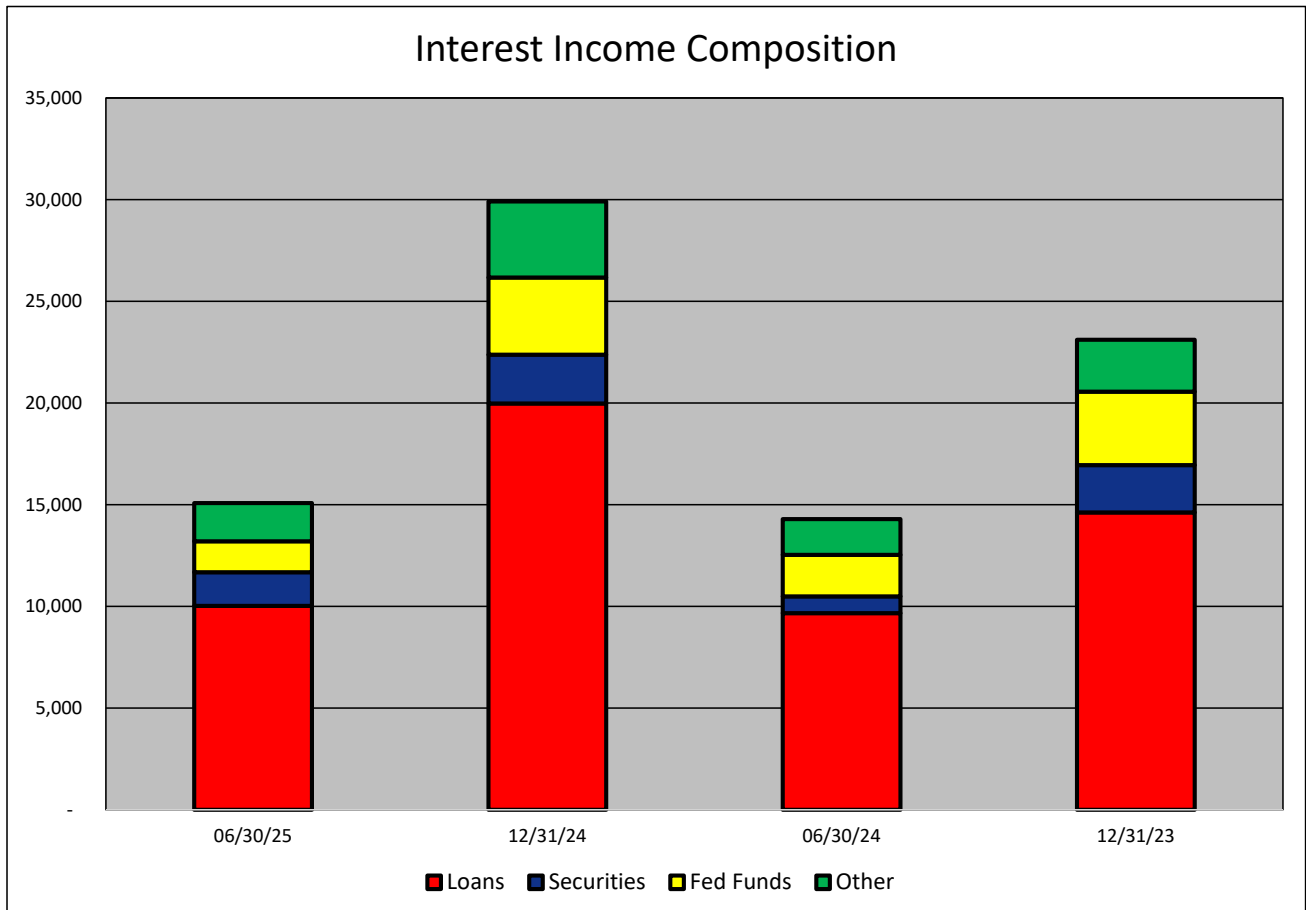


**INTEREST INCOME COMPOSITION- Sunstate Bank**  
(Dollars in Thousands)

As of:	06/30/25	12/31/24	06/30/24	12/31/23	\$ Change 12 MTHS	% Change 12 MTHS
--------	----------	----------	----------	----------	----------------------	---------------------

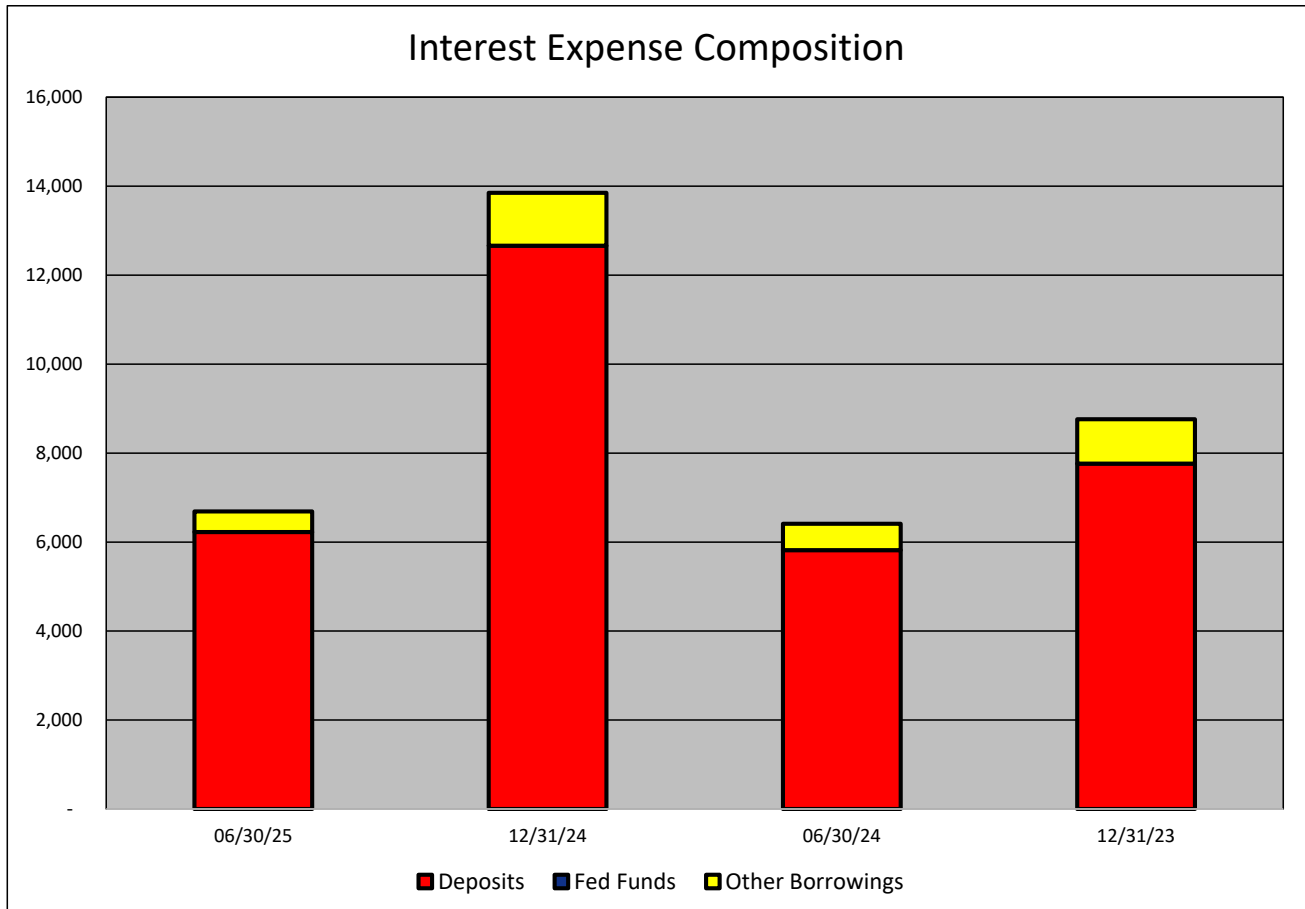
**INTEREST INCOME CATEGORY**

Loans	10,023	19,976	9,668	14,618	355	3.67
Securities	1,658	2,398	827	2,328	831	100.48
Fed Funds	1,519	3,797	2,040	3,615	(521)	(25.54)
Other	1,883	3,737	1,757	2,548	126	7.17
<b>Total Int Income</b>	<b>15,083</b>	<b>29,908</b>	<b>14,292</b>	<b>23,109</b>	<b>791</b>	<b>5.53</b>



**INTEREST EXPENSE COMPOSITION- Sunstate Bank**  
(Dollars in Thousands)

As of:	06/30/25	12/31/24	06/30/24	12/31/23	\$ Change 12 MTHS	% Change 12 MTHS
<b>INTEREST EXPENSE CATEGORY</b>						
Deposits	6,227	12,663	5,819	7,764	408	7.01
Fed Funds	-	-	-	-	-	NA
Other Borrowings	463	1,189	593	996	(130)	(21.92)
<b>Total Int Expense</b>	<b>6,690</b>	<b>13,852</b>	<b>6,412</b>	<b>8,760</b>	<b>278</b>	<b>4.34</b>

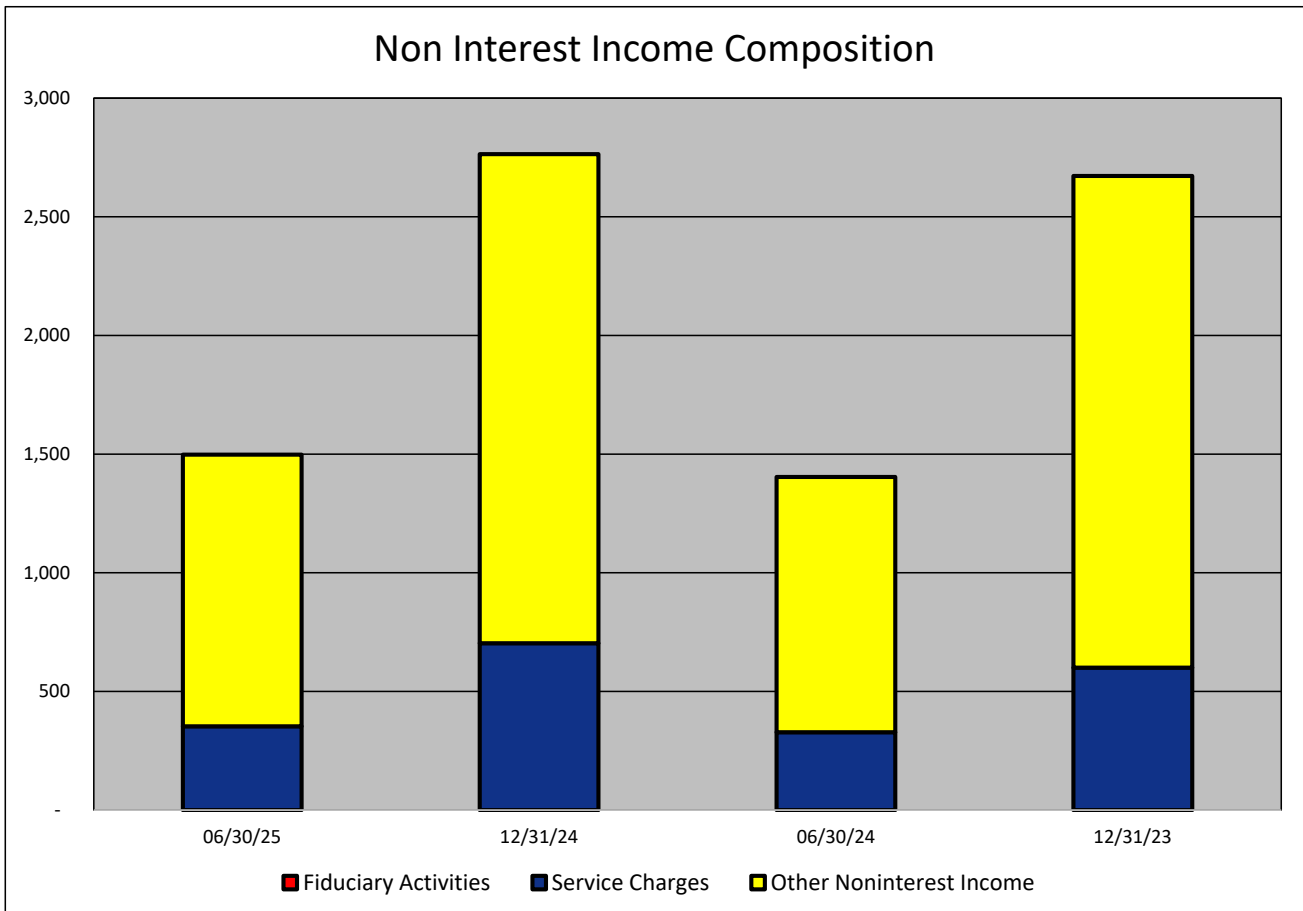


**NONINTEREST INCOME COMPOSITION- Sunstate Bank**  
(Dollars in Thousands)

As of:	06/30/25	12/31/24	06/30/24	12/31/23	\$ Change 12 MTHS	% Change 12 MTHS
--------	----------	----------	----------	----------	----------------------	---------------------

**NONINTEREST INCOME CATEGORY**

Fiduciary Activities	-	-	-	-	-	NA
Service Charges	353	703	328	600	25	7.62
Other Noninterest Income	1,145	2,061	1,076	2,072	69	6.41
<b>Total Nonint. Income</b>	<b>1,498</b>	<b>2,764</b>	<b>1,404</b>	<b>2,672</b>	<b>94</b>	<b>6.70</b>

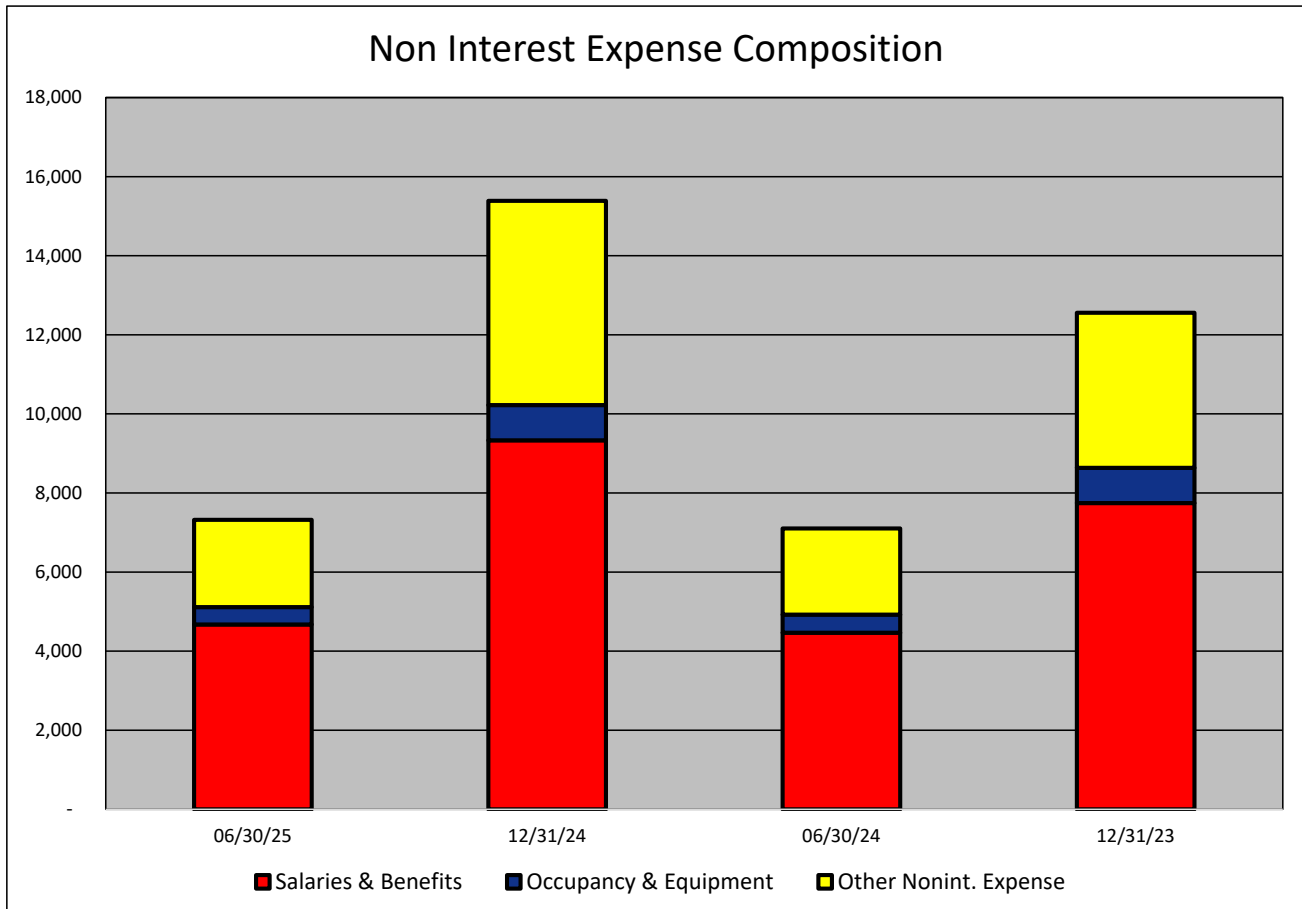


**NONINTEREST EXPENSE COMPOSITION- Sunstate Bank**  
(Dollars in Thousands)

As of:	06/30/25	12/31/24	06/30/24	12/31/23	\$ Change 12 MTHS	% Change 12 MTHS
--------	----------	----------	----------	----------	----------------------	---------------------

**NONINTEREST EXPENSE CATEGORY**

Salaries & Benefits	4,673	9,332	4,464	7,744	209	4.68
Occupancy & Equipment	442	890	461	893	(19)	(4.12)
Other Nonint. Expense	2,207	5,164	2,176	3,920	31	1.42
<b>Total Nonint. Expense</b>	<b>7,322</b>	<b>15,386</b>	<b>7,101</b>	<b>12,557</b>	<b>221</b>	<b>3.11</b>



**PEER GROUP COMPARISONS REPORT**  
**South Florida Group**

BALANCE SHEET

Institution name	Total Assets \$000		% Change in Assets
	This Year	Last Year	
Bankmiami	80,678	-	NA
Intercredit Bank, National Association	1,274,677	602,691	111.50
Gulf Atlantic Bank	195,585	151,346	29.23
Banesco Usa	5,214,894	4,169,323	25.08
International Finance Bank	1,378,556	1,112,373	23.93
Grove Bank & Trust	1,420,490	1,209,777	17.42
Bradesco Bank	5,116,928	4,372,598	17.02
Ocean Bank	7,249,115	6,367,450	13.85
U. S. Century Bank	2,717,656	2,457,323	10.59
Banco Do Brasil Americas	3,123,278	2,825,773	10.53
Pacific National Bank	1,372,907	1,245,087	10.27
Interamerican Bank, A Fsb	285,964	268,192	6.63
Amerant Bank, National Association	10,312,330	9,730,061	5.98
Helm Bank Usa	1,089,200	1,033,052	5.44
Terrabank, National Association	811,753	783,906	3.55
City National Bank Of Florida	27,059,543	26,204,165	3.26
Bankunited, National Association	35,441,030	35,401,701	0.11
Sunstate Bank	537,237	549,583	(2.25)
First State Bank Of The Florida Keys	1,160,607	1,215,545	(4.52)
Eastern National Bank	100,505	157,833	(36.32)

<b>Select Peer Average</b>	5,297,147	4,992,889	13.23
----------------------------	-----------	-----------	-------

**PEER GROUP COMPARISONS REPORT**  
**South Florida Group**

BALANCE SHEET

Institution name	Total Loans \$'000		% Change in Loans
	This Year	Last Year	
Bankmiami	13,007	-	NA
Intercredit Bank, National Association	648,533	431,088	50.44
Gulf Atlantic Bank	151,234	114,870	31.66
Banco Do Brasil Americas	1,873,316	1,433,466	30.68
Grove Bank & Trust	778,355	604,805	28.70
International Finance Bank	1,139,352	943,899	20.71
Banesco Usa	3,657,228	3,145,323	16.28
Bradesco Bank	3,965,263	3,419,609	15.96
U. S. Century Bank	2,113,318	1,869,249	13.06
Sunstate Bank	335,563	303,684	10.50
Helm Bank Usa	624,088	573,355	8.85
City National Bank Of Florida	19,138,141	17,707,481	8.08
Ocean Bank	5,693,515	5,282,062	7.79
Interamerican Bank, A Fsb	225,960	213,580	5.80
Pacific National Bank	876,691	858,143	2.16
First State Bank Of The Florida Keys	820,728	812,699	0.99
Terrabank, National Association	521,239	521,372	(0.03)
Amerant Bank, National Association	7,189,196	7,322,911	(1.83)
Bankunited, National Association	23,953,527	24,628,484	(2.74)
Eastern National Bank	63,159	103,446	(38.94)

<b>Select Peer Average</b>	3,689,071	3,514,476	10.95
----------------------------	-----------	-----------	-------

**PEER GROUP COMPARISONS REPORT**  
*South Florida Group*

**CAPITAL RATIOS**  
For the six months June 30, 2025

Institution name	Equity/ Assets	Leverage Ratio	Tier 1 Risk- based Ratio	Risk based Capital Ratio	Common Equity Tier 1 Capital Ratio
Bankmiami	45.92	<b>68.49</b>	138.68	139.29	138.68
Interamerican Bank, A Fsb	12.98	<b>13.43</b>	18.98	20.25	18.98
Banesco Usa	10.61	<b>12.00</b>	0.00	0.00	0.00
Helm Bank Usa	9.17	<b>11.75</b>	30.34	31.60	30.34
Pacific National Bank	11.28	<b>11.62</b>	15.45	16.18	15.45
Sunstate Bank	12.87	<b>11.37</b>	12.90	13.71	12.90
Bradesco Bank	10.72	<b>10.98</b>	16.68	17.82	16.68
City National Bank Of Florida	9.96	<b>10.69</b>	14.34	15.44	14.34
Banco Do Brasil Americas	10.44	<b>10.57</b>	23.46	24.71	23.46
First State Bank Of The Florida Keys	8.76	<b>10.17</b>	15.47	16.72	15.47
Amerant Bank, National Association	9.57	<b>9.76</b>	12.03	13.19	12.03
Terrabank, National Association	8.47	<b>9.68</b>	15.82	17.22	10.80
U. S. Century Bank	8.39	<b>9.65</b>	12.45	13.67	12.45
Gulf Atlantic Bank	8.51	<b>9.64</b>	10.74	11.66	10.74
Ocean Bank	9.22	<b>9.64</b>	11.37	12.62	11.37
Intercredit Bank, National Association	8.86	<b>9.56</b>	17.59	18.85	17.59
Grove Bank & Trust	9.00	<b>9.55</b>	14.87	16.12	14.87
Eastern National Bank	9.81	<b>9.43</b>	18.55	19.82	18.55
Bankunited, National Association	8.85	<b>9.28</b>	12.96	13.86	12.96
International Finance Bank	8.46	<b>8.60</b>	10.95	12.21	10.95

<b>Select Peer Average</b>	11.59	13.29	21.18	22.25	20.93
----------------------------	-------	-------	-------	-------	-------

**PEER GROUP COMPARISONS REPORT**  
*South Florida Group*

**BALANCE SHEET RATIOS**  
For the six months June 30, 2025

Institution name	Loans/ Deposits	Gross Loans/ Assets	Securities/ Assets
Interamerican Bank, A Fsb	95.08	79.02	0.00
Bradesco Bank	93.65	77.49	7.76
Ocean Bank	92.91	78.54	14.34
Gulf Atlantic Bank	91.88	77.32	11.44
International Finance Bank	90.85	82.65	4.47
U. S. Century Bank	89.61	77.76	16.34
City National Bank Of Florida	88.89	70.73	23.58
Amerant Bank, National Association	86.43	69.71	17.35
Banesco Usa	85.27	70.13	19.49
Bankunited, National Association	81.92	67.59	26.50
First State Bank Of The Florida Keys	79.32	70.72	24.14
Pacific National Bank	78.67	63.86	22.52
Sunstate Bank	73.82	62.46	13.04
Eastern National Bank	72.29	62.84	0.82
Terrabank, National Association	70.72	64.21	24.50
Banco Do Brasil Americas	67.29	59.98	28.85
Grove Bank & Trust	64.14	54.79	18.47
Helm Bank Usa	63.79	57.30	31.73
Intercredit Bank, National Association	59.56	50.88	44.00
Bankmiami	29.98	16.12	0.00

<b>Select Peer Average</b>	77.80	65.71	17.47
----------------------------	-------	-------	-------



**PEER GROUP COMPARISONS REPORT**  
*South Florida Group*

**PROFITABILITY RATIOS**  
For the six months June 30, 2025

Institution name	Avg Total Assets (\$000)	Return on Avg Assets	Return on Avg Equity
Banco Do Brasil Americas	3,023,492	<b>1.63</b>	15.88
International Finance Bank	1,340,164	<b>1.29</b>	15.16
U. S. Century Bank	2,689,582	<b>1.27</b>	15.48
Banesco Usa	4,767,302	<b>1.18</b>	10.51
Bradesco Bank	4,956,031	<b>0.96</b>	8.90
Pacific National Bank	1,324,844	<b>0.94</b>	8.18
Helm Bank Usa	1,116,000	<b>0.89</b>	10.44
City National Bank Of Florida	27,662,821	<b>0.88</b>	9.29
Ocean Bank	7,019,381	<b>0.87</b>	9.34
Bankunited, National Association	35,431,968	<b>0.84</b>	9.37
Gulf Atlantic Bank	185,430	<b>0.80</b>	9.88
Terrabank, National Association	817,886	<b>0.80</b>	10.30
Amerant Bank, National Association	10,149,594	<b>0.79</b>	8.39
Interamerican Bank, A Fsb	270,066	<b>0.72</b>	5.34
First State Bank Of The Florida Keys	1,189,132	<b>0.63</b>	7.14
Sunstate Bank	541,304	<b>0.51</b>	4.09
Grove Bank & Trust	1,346,124	<b>0.42</b>	4.46
Intercredit Bank, National Association	1,180,587	<b>(0.61)</b>	(7.01)
Eastern National Bank	112,729	<b>(2.31)</b>	(25.21)
Bankmiami	30,828	<b>(10.40)</b>	(12.85)

<b>Select Peer Average</b>	5,257,763	0.11	5.85
----------------------------	-----------	------	------

**PEER GROUP COMPARISONS REPORT**  
*South Florida Group*

**PROFITABILITY RATIOS**  
For the six months June 30, 2025

Institution name	Noninterest Income/AA	Net Overhead Ratio	Efficiency Ratio	Assets (per million) per Employee
Banco Do Brasil Americas	0.45	1.43	<b>44.41</b>	11.65
U. S. Century Bank	0.54	1.19	<b>48.95</b>	13.39
City National Bank Of Florida	0.42	1.01	<b>51.05</b>	23.86
International Finance Bank	0.49	1.81	<b>55.00</b>	10.77
Banesco Usa	0.51	1.54	<b>56.66</b>	13.24
Bankunited, National Association	0.26	1.51	<b>56.87</b>	20.64
Bradesco Bank	0.58	1.34	<b>58.64</b>	17.89
Pacific National Bank	0.11	1.90	<b>59.59</b>	9.81
Amerant Bank, National Association	0.79	2.04	<b>65.31</b>	14.90
Ocean Bank	0.44	1.94	<b>65.65</b>	10.68
Gulf Atlantic Bank	0.26	2.69	<b>67.30</b>	5.93
Terrabank, National Association	0.78	1.98	<b>70.19</b>	6.82
Helm Bank Usa	0.49	2.53	<b>71.59</b>	8.38
<b>Sunstate Bank</b>	<b>0.55</b>	<b>2.15</b>	<b>74.03</b>	<b>6.89</b>
First State Bank Of The Florida Keys	0.52	2.18	<b>76.22</b>	6.45
Grove Bank & Trust	0.83	1.60	<b>78.30</b>	11.55
Interamerican Bank, A Fsb	0.26	3.37	<b>78.45</b>	3.67
Intercredit Bank, National Association	0.08	2.74	<b>130.80</b>	10.04
Eastern National Bank	0.72	6.58	<b>146.34</b>	1.93
Bankmiami	0.10	16.24	<b>472.80</b>	3.36
<b>Select Peer Average</b>	<b>0.46</b>	<b>2.89</b>	<b>91.41</b>	<b>10.59</b>

**PEER GROUP COMPARISONS REPORT**  
*South Florida Group*

**ASSET QUALITY RATIOS**  
For the six months June 30, 2025

Institution name	Allowance/ Loans	Nonperf Loans/ Total Loans	Nonperf Assets/ Total Assets	Adjusted Texas Ratio
Bankmiami	1.00	0.00	<b>0.00</b>	0.00
Eastern National Bank	2.40	0.00	<b>0.00</b>	0.00
Grove Bank & Trust	1.50	0.00	<b>0.00</b>	0.00
Gulf Atlantic Bank	1.00	0.00	<b>0.00</b>	0.00
Intercredit Bank, National Association	1.50	0.00	<b>0.00</b>	0.00
Pacific National Bank	0.75	0.00	<b>0.00</b>	0.00
<b>Sunstate Bank</b>	<b>1.12</b>	<b>0.00</b>	<b>0.00</b>	<b>0.00</b>
Terrabank, National Association	1.37	0.03	<b>0.02</b>	0.24
U. S. Century Bank	1.18	0.06	<b>0.05</b>	0.54
First State Bank Of The Florida Keys	1.14	0.21	<b>0.15</b>	1.07
Ocean Bank	1.39	0.21	<b>0.18</b>	1.74
International Finance Bank	1.26	0.23	<b>0.19</b>	1.99
Bradesco Bank	0.98	0.26	<b>0.20</b>	1.74
Banco Do Brasil Americas	1.34	0.37	<b>0.22</b>	2.04
Banesco Usa	1.09	0.73	<b>0.51</b>	4.50
City National Bank Of Florida	1.10	0.66	<b>0.52</b>	5.00
Interamerican Bank, A Fsb	2.14	0.98	<b>0.77</b>	5.28
Helm Bank Usa	1.74	1.53	<b>0.88</b>	8.63
Amerant Bank, National Association	1.20	1.15	<b>0.95</b>	9.18
Bankunited, National Association	0.93	2.38	<b>1.63</b>	10.58

<b>Select Peer Average</b>	1.31	0.44	0.31	2.63
----------------------------	------	------	------	------

**PEER GROUP COMPARISONS REPORT**  
*South Florida Group*

**STATEMENT OF CONDITION (% OF ASSETS)**  
**For the six months June 30, 2025**

Institution name	Cash & Nointerest bearing Deps	Interest- bearing Bal	Fed Funds Sold & Repos	Held to Maturity Secs	Available for Sale Secs
Eastern National Bank	<b>3.88</b>	30.23	0.00	0.00	0.82
Bankmiami	<b>2.09</b>	62.14	17.54	0.00	0.00
Pacific National Bank	<b>1.50</b>	8.91	0.00	0.00	22.52
Bradesco Bank	<b>1.14</b>	10.31	0.12	1.27	6.42
Sunstate Bank	<b>0.88</b>	5.79	13.90	0.00	13.04
First State Bank Of The Florida Keys	<b>0.73</b>	2.74	0.00	8.11	16.03
Helm Bank Usa	<b>0.72</b>	9.13	0.00	0.00	31.65
Terrabank, National Association	<b>0.72</b>	7.61	0.00	0.00	24.43
City National Bank Of Florida	<b>0.55</b>	0.75	0.00	9.42	14.00
Ocean Bank	<b>0.55</b>	3.03	0.00	2.49	11.83
Interamerican Bank, A Fsb	<b>0.54</b>	18.98	0.00	0.00	0.00
Amerant Bank, National Association	<b>0.53</b>	5.56	0.00	0.00	17.33
Grove Bank & Trust	<b>0.53</b>	22.81	0.00	15.56	2.66
BanESCO Usa	<b>0.43</b>	6.19	0.00	3.32	15.98
Gulf Atlantic Bank	<b>0.40</b>	4.37	0.00	0.69	10.75
U. S. Century Bank	<b>0.31</b>	1.71	0.00	5.84	10.50
International Finance Bank	<b>0.29</b>	12.33	0.00	0.00	4.30
Banco Do Brasil Americas	<b>0.23</b>	10.12	0.09	0.00	28.56
Intercredit Bank, National Association	<b>0.13</b>	3.07	0.00	0.00	44.00
BankUnited, National Association	<b>0.04</b>	2.22	0.00	0.00	26.50

<b>Select Peer Average</b>	<b>0.81</b>	<b>11.40</b>	<b>1.58</b>	<b>2.34</b>	<b>15.07</b>
----------------------------	-------------	--------------	-------------	-------------	--------------

**PEER GROUP COMPARISONS REPORT**  
*South Florida Group*

**STATEMENT OF CONDITION (% OF ASSETS)**  
For the six months June 30, 2025

Institution name	Net Loans & Leases	Premises & Fixed Assets	Total Real Estate Owned	Intangible Assets
International Finance Bank	<b>81.61</b>	0.20	0.00	0.04
Ocean Bank	<b>77.45</b>	1.16	0.01	0.01
Interamerican Bank, A Fsb	<b>77.32</b>	2.16	0.00	0.00
U. S. Century Bank	<b>76.85</b>	0.42	0.00	0.00
Bradesco Bank	<b>76.74</b>	0.89	0.00	0.01
Gulf Atlantic Bank	<b>76.55</b>	4.11	0.00	0.00
City National Bank Of Florida	<b>69.83</b>	0.25	0.06	0.29
First State Bank Of The Florida Keys	<b>69.83</b>	0.80	0.00	0.00
Banesco Usa	<b>69.37</b>	0.58	0.00	0.00
Amerant Bank, National Association	<b>68.82</b>	1.30	0.15	0.22
Bankunited, National Association	<b>66.90</b>	0.33	0.02	0.22
Pacific National Bank	<b>63.38</b>	2.25	0.00	0.02
Terrabank, National Association	<b>63.33</b>	0.66	0.00	0.00
<b>Sunstate Bank</b>	<b>61.76</b>	<b>1.10</b>	<b>0.00</b>	<b>1.53</b>
Eastern National Bank	<b>61.33</b>	2.63	0.00	0.00
Banco Do Brasil Americas	<b>59.17</b>	0.17	0.00	0.34
Helm Bank Usa	<b>56.30</b>	0.44	0.00	0.00
Grove Bank & Trust	<b>53.98</b>	1.25	0.00	0.00
Intercredit Bank, National Association	<b>50.12</b>	0.47	0.00	0.00
Bankmiami	<b>15.96</b>	0.84	0.00	0.03

<b>Select Peer Average</b>	<b>64.83</b>	<b>1.10</b>	<b>0.01</b>	<b>0.14</b>
----------------------------	--------------	-------------	-------------	-------------

**PEER GROUP COMPARISONS REPORT**  
*South Florida Group*

**STATEMENT OF CONDITION (% OF TOTAL FUNDING SOURCES)**  
For the six months June 30, 2025

Institution name	Non Interest Bearing Deps	Interest Bearing Deps	Total Deps	Total Fed Funds & Repos	Other Borrowed Money
Eastern National Bank	76.40	23.53	99.93	0.07	0.00
Terrabank, National Association	57.64	42.36	100.00	0.00	0.00
Helm Bank Usa	44.18	55.82	100.00	0.00	0.00
International Finance Bank	44.12	55.88	100.00	0.00	0.00
Banco Do Brasil Americas	37.66	62.30	99.96	0.00	0.04
Bankunited, National Association	30.80	61.97	92.77	0.00	7.23
Banesco Usa	30.32	62.63	92.96	0.00	7.04
Ocean Bank	26.84	67.54	94.38	0.00	5.62
Sunstate Bank	25.66	72.19	97.85	0.00	2.15
U. S. Century Bank	24.63	70.99	95.62	0.00	4.38
First State Bank Of The Florida Keys	24.34	74.18	98.52	1.48	0.00
Interamerican Bank, A Fsb	23.95	73.55	97.50	0.00	2.50
Grove Bank & Trust	21.55	73.14	94.69	1.41	3.90
Bradesco Bank	19.75	74.75	94.51	2.23	3.26
City National Bank Of Florida	19.71	69.74	89.45	0.23	10.33
Amerant Bank, National Association	18.85	72.73	91.58	0.00	8.42
Gulf Atlantic Bank	17.11	77.16	94.27	0.00	5.73
Pacific National Bank	15.90	76.62	92.53	0.00	7.47
Bankmiami	10.22	89.78	100.00	0.00	0.00
Intercredit Bank, National Association	7.15	87.21	94.37	0.00	5.63

<b>Select Peer Average</b>	28.84	67.20	96.04	0.27	3.69
----------------------------	-------	-------	-------	------	------

**PEER GROUP COMPARISONS REPORT**  
*South Florida Group*

**YIELDS, COSTS & SPREADS - ASSET YIELDS**  
For the six months June 30, 2025

Institution name	Yield on Earning Assets	Cost of Funds	Net Interest Margin	Avg Earning Assets/AA
Eastern National Bank	6.24	2.46	<b>4.52</b>	94.40
Gulf Atlantic Bank	7.17	3.31	<b>4.46</b>	92.11
Interamerican Bank, A Fsb	6.28	2.84	<b>4.45</b>	98.32
Helm Bank Usa	5.02	2.09	<b>3.95</b>	93.77
Banco Do Brasil Americas	5.54	3.11	<b>3.83</b>	99.08
Amerant Bank, National Association	6.26	3.22	<b>3.79</b>	93.69
International Finance Bank	5.50	3.47	<b>3.72</b>	99.40
Bankmiami	4.50	3.66	<b>3.61</b>	92.86
Pacific National Bank	6.40	3.95	<b>3.41</b>	95.73
Ocean Bank	5.65	3.65	<b>3.30</b>	96.60
<b>Sunstate Bank</b>	<b>5.85</b>	<b>3.78</b>	<b>3.26</b>	<b>95.27</b>
Terrabank, National Association	4.28	2.02	<b>3.24</b>	97.53
BanESCO Usa	5.66	3.97	<b>3.24</b>	96.15
U. S. Century Bank	5.44	3.31	<b>3.12</b>	95.78
First State Bank Of The Florida Keys	4.76	2.57	<b>3.04</b>	99.00
BankUnited, National Association	5.25	2.81	<b>2.91</b>	96.71
Bradesco Bank	5.85	3.91	<b>2.79</b>	96.59
City National Bank Of Florida	5.05	2.75	<b>2.47</b>	96.16
Grove Bank & Trust	4.62	3.22	<b>2.29</b>	98.00
Intercredit Bank, National Association	5.56	4.20	<b>2.08</b>	99.68
<b>Select Peer Average</b>	<b>5.54</b>	<b>3.22</b>	<b>2.97</b>	<b>96.34</b>