

Heartland National Bank

Sebring, FL

Established

9/7/1999

Florida Bank and Thrift Performance Report

Table of Contents

Title	Page
PEER GROUP POSITION	1
EXECUTIVE SUMMARY	2
SELECTED FINANCIAL DATA	3
SECURITIES COMPOSITION	4
LOAN PORTFOLIO COMPOSITION	5
LOAN PORTFOLIO QUALITY	6
DEPOSIT BASE COMPOSITION	7
INTEREST INCOME COMPOSITION	8
INTEREST EXPENSE COMPOSITION	9
NONINTEREST INCOME COMPOSITION	10
NONINTEREST EXPENSE COMPOSITION	11
PEER GROUP COMPARISONS REPORT	12-22

FLORIDA BANKING TEAM

Ted Hacker, Steve Kania, Robert Brink, David Ajvazi, Erica Hines, Sacha Widmaier, Anthony Hagbartsen, Madeline Bogumil, Phillip Berdeguer, Andrew Joyce, Meranda Joseph, Patricia Romero, Vanessa Hossler, Adam McCord, Allyson Wiitala, Jacob Ingram, Rachel Jean, Brendan Yosko, Martha Zubia, Stephanie Flores, Jacob Frantzen, Sander Ocasio, Brian Katz, Nicholas Singh, Raphael Houssou, Danny Jenarine, Kendall Lucas, Makenna Bader, Kimberly Berlow, Zaria Minard

Information contained herein was obtained from FIS is believed to be reliable however, accuracy is not guaranteed and all peer and state averages are simple averages.

PEER GROUP POSITION

**For the
Central Florida Group**

For the six months June 30, 2025

Institution name	Total Assets (\$000's)
Southstate Bank, National Association	65,865,505
Citizens First Bank	4,093,971
Crews Bank & Trust	2,268,996
Cogent Bank	2,257,949
One Florida Bank	1,930,073
Citizens Bank And Trust	1,393,816
Bank Of Central Florida	1,209,502
Mainstreet Community Bank Of Florida	885,289
United Southern Bank	848,555
Axiom Bank, National Association	828,635
First Bank	799,902
Winter Park National Bank	794,955
Heartland National Bank	784,649
Sunrise Bank	596,332
The First National Bank Of Mount Dora	373,180
First Colony Bank Of Florida	301,155
Surety Bank	212,513
Commerce Bank & Trust	168,736
First National Bank Of Wauchula	85,353

Institution name	Return on Avg Assets (%)
Surety Bank	2.31
First National Bank Of Wauchula	1.91
First Colony Bank Of Florida	1.89
Winter Park National Bank	1.78
Crews Bank & Trust	1.66
Cogent Bank	1.63
Heartland National Bank	1.51
First Bank	1.40
Bank Of Central Florida	1.31
Sunrise Bank	1.18
One Florida Bank	1.16
Citizens First Bank	1.10
United Southern Bank	1.07
Southstate Bank, National Association	1.04
Citizens Bank And Trust	0.94
Commerce Bank & Trust	0.82
The First National Bank Of Mount Dora	0.64
Mainstreet Community Bank Of Florida	0.61
Axiom Bank, National Association	(0.18)

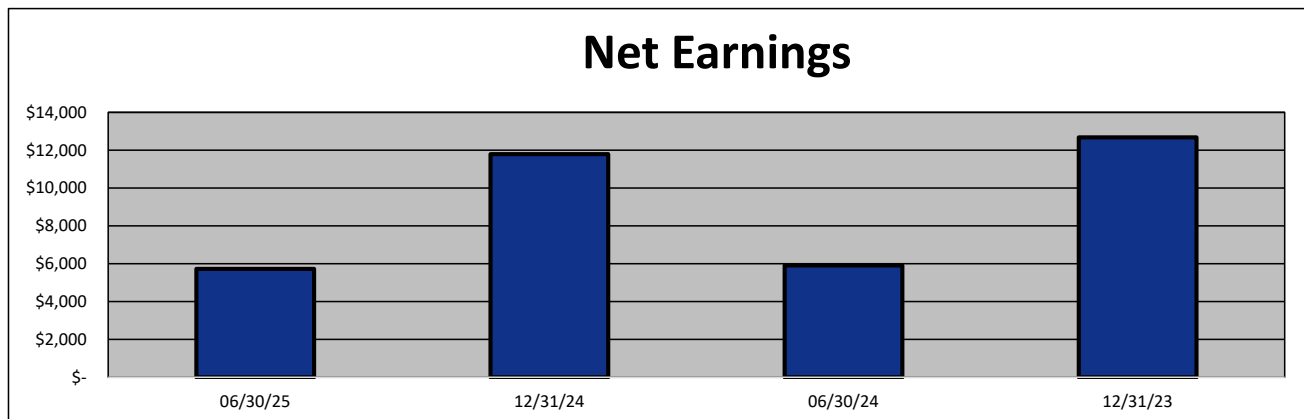
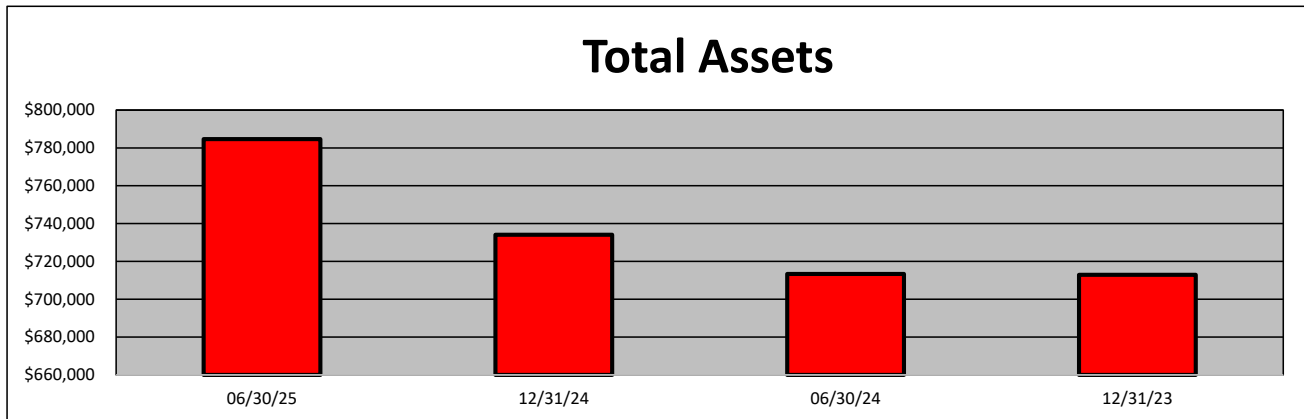
EXECUTIVE SUMMARY - Heartland National Bank
(Percentage)

Period Ending	06/30/25	12/31/24	06/30/24	12/31/23	State Avg.	Peer Avg.
CAPITAL RATIOS						
Equity/Assets	9.15	8.89	8.30	7.39	10.68	8.71
Leverage Ratio	9.78	9.51	9.13	8.34	11.86	10.01
Tier 1 Cap/Risk Based Assets	30.05	27.62	26.41	23.82	14.47	11.23
Risk Based Ratio	31.20	28.71	27.50	24.88	15.30	12.02
Common Equity Tier 1 Capital Ratio	30.05	27.62	26.41	23.82	14.41	11.23
BALANCE SHEET RATIOS:						
Loan/Deposit Ratio	22.81	25.13	24.75	24.07	74.73	67.47
Loans/Assets	19.92	21.94	21.78	21.64	62.90	60.07
Securities/Assets	45.61	50.38	50.72	48.68	18.95	24.74
PROFITABILITY:						
Return on Avg Assets	1.51	1.63	1.64	1.72	0.71	1.25
Return on Avg Equity	16.67	19.82	21.17	25.43	10.92	16.62
Nonint Income/Avg Assets	0.27	0.25	0.25	0.26	0.80	0.79
Net Overhead Ratio	1.10	1.10	1.12	1.07	2.35	1.78
Efficiency Ratio	40.44	38.26	38.50	36.63	74.52	60.38
Assets (per million) per Employee	13.77	13.85	13.46	11.50	10.31	9.49
ASSET QUALITY:						
Allowance/Loans	1.70	1.55	1.58	1.57	1.29	1.42
Nonperforming Loans/Total Loans	0.12	0.20	0.22	0.90	0.48	0.46
Nonperforming Assets/Total Assets	0.02	0.04	0.05	0.19	0.33	0.30
Adjusted Texas Ratio	0.25	0.47	0.56	2.51	3.15	3.70
YIELDS & COSTS:						
Yield on earning assets	4.80	4.92	4.92	4.63	5.48	5.21
Cost of funds	2.19	2.21	2.17	1.66	2.84	2.50
Net interest margin	3.24	3.37	3.41	3.48	3.20	3.80
Avg Earning Assets/Avg Assets	96.22	97.00	96.89	96.80	95.80	95.18

SELECTED FINANCIAL DATA - Heartland National Bank
(Dollars in Thousands)

As of:	06/30/25	12/31/24	06/30/24	12/31/23	\$ Change 12 MTHS	% Change 12 MTHS
Total Assets	784,649	734,080	713,354	712,901	71,295	9.99
Cash and Equivalents	253,139	185,486	178,751	193,838	74,388	41.62
Securities	357,863	369,853	361,791	347,068	(3,928)	(1.09)
Loans, net	156,312	161,072	155,345	154,302	967	0.62
Deposit Accounts	685,290	640,988	627,676	640,965	57,614	9.18
Fed Funds & Repos	21,573	20,986	21,431	13,875	142	0.66
Total Equity	71,780	65,280	59,189	52,694	12,591	21.27

Period Ending	06/30/25	12/31/24	06/30/24	12/31/23	\$ Change 12 MTHS	% Change 12 MTHS
Net Earnings	5,730	11,793	5,913	12,676	(183)	(3.09)
Interest Income	17,489	34,605	17,201	33,024	288	1.67
Interest Expense	5,674	10,869	5,286	8,209	388	7.34
Net Interest Income	11,815	23,736	11,915	24,815	(100)	(0.84)
Credit Loss Expense	44	61	7	12	37	528.57
Noninterest income	1,018	1,806	886	1,901	132	14.90
Gain on Sale of Securities	-	22	23	-	(23)	(100.00)
Noninterest Expense	5,190	9,774	4,929	9,790	261	5.30
Net Operating Income	7,599	15,707	7,865	16,914	(266)	(3.38)
Income Taxes	1,869	3,936	1,975	4,156	(106)	(5.37)

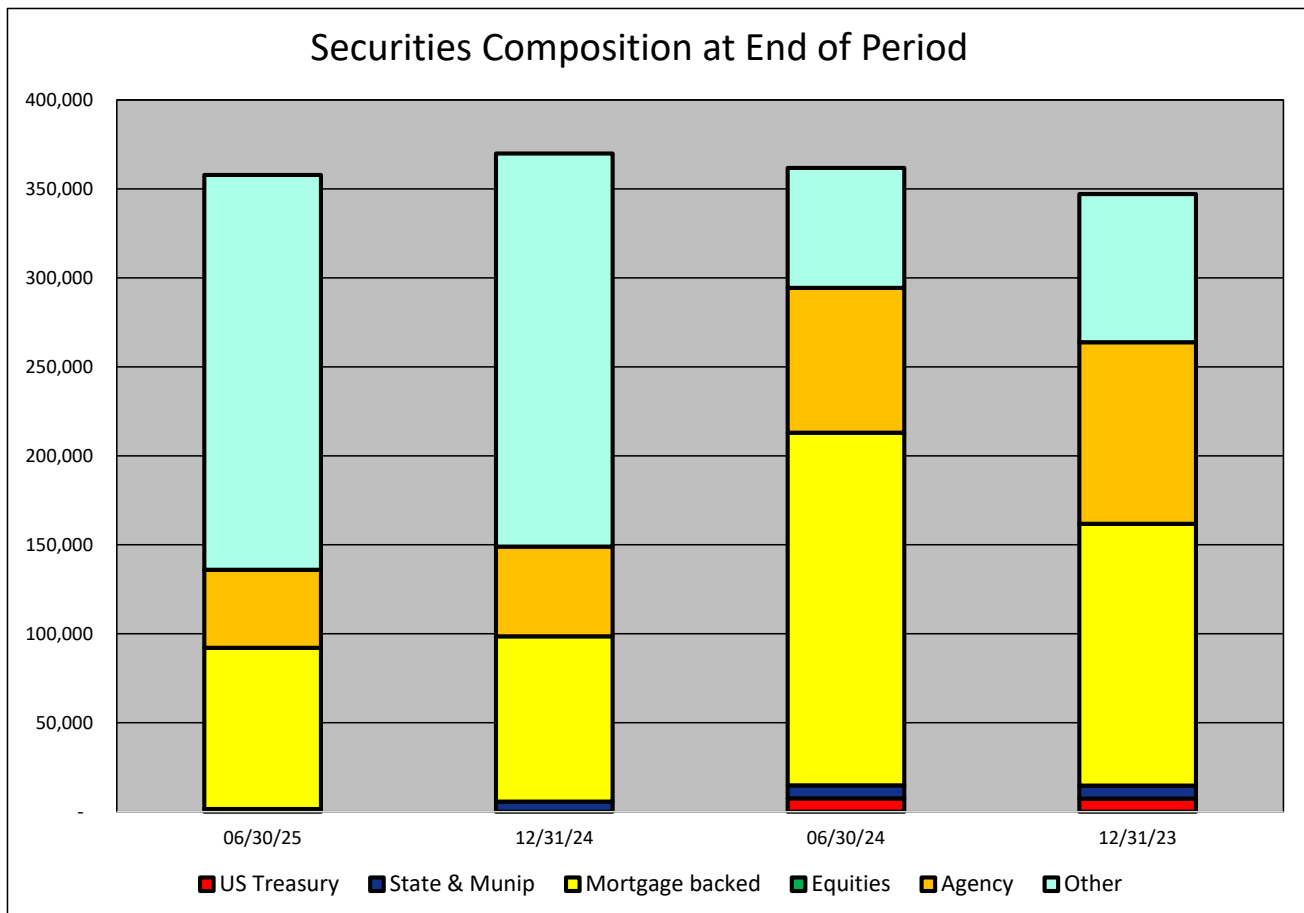


SECURITIES COMPOSITION - Heartland National Bank
(Dollars in Thousands)

As of:	06/30/25	12/31/24	06/30/24	12/31/23	\$ Change 12 MTHS	% Change 12 MTHS
--------	----------	----------	----------	----------	----------------------	---------------------

SECURITIES CATEGORY:

US Treasury	-	-	7,457	7,341	(7,457)	(100.00)
State & Munip	1,498	5,687	7,375	7,316	(5,877)	(79.69)
Mortgage backed	90,591	92,886	198,155	147,122	(107,564)	(54.28)
Equities	-	-	-	-	-	NA
Agency	43,867	50,416	81,412	102,067	(37,545)	(46.12)
Other	221,907	220,864	67,392	83,222	154,515	229.28
Total Securities	357,863	369,853	361,791	347,068	(3,928)	(1.09)

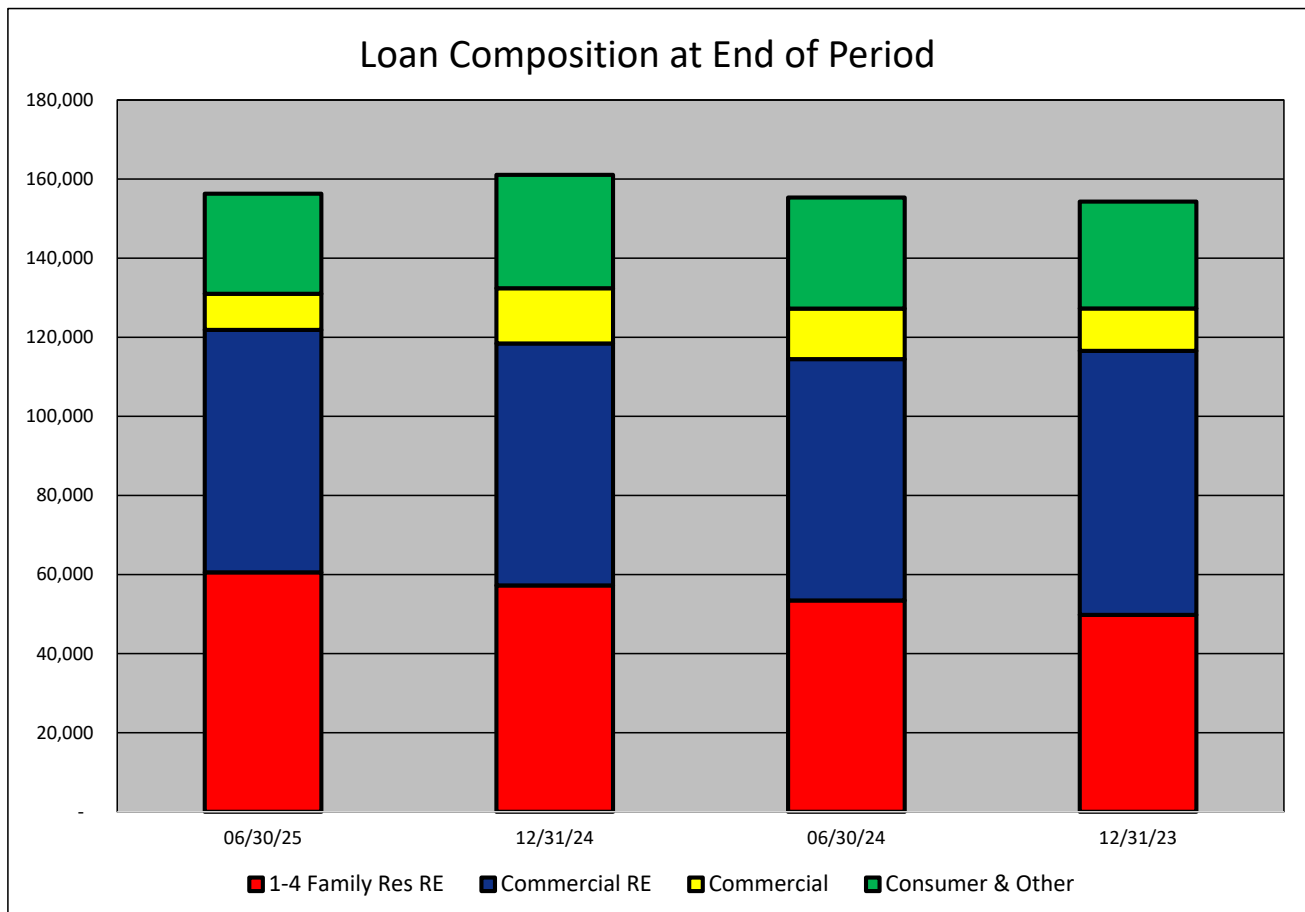


LOAN PORTFOLIO COMPOSITION - Heartland National Bank
(Dollars in Thousands)

As of:	06/30/25	12/31/24	06/30/24	12/31/23	\$ Change 12 MTHS	% Change 12 MTHS
--------	----------	----------	----------	----------	----------------------	---------------------

LOAN CATEGORY:

1-4 Family Res RE	60,562	57,242	53,447	49,782	7,115	13.31
Commercial RE	61,309	61,194	61,010	66,779	299	0.49
Commercial	9,113	13,956	12,797	10,728	(3,684)	(28.79)
Consumer & Other	25,328	28,680	28,091	27,013	(2,763)	(9.84)
Loans, Net	156,312	161,072	155,345	154,302	967	0.62



LOAN PORTFOLIO QUALITY - Heartland National Bank
(Dollars in Thousands)

As of:	06/30/25	12/31/24	06/30/24	12/31/23	\$ Change 12 MTHS	% Change 12 MTHS
--------	----------	----------	----------	----------	----------------------	---------------------

ALLOWANCE FOR CREDIT LOSSES (LOANS):

Beginning Balance	2,503	2,427	2,427	2,516	76	3.13
Total Recoveries	106	43	33	75	73	221.21
Total Charge-offs	3	28	13	7	(10)	(76.92)
Credit Loss Expense	44	61	7	12	37	528.57
Writedown Transfer Loans HFS	-	-	-	-	-	NA
Adjustments	-	-	-	(169)	-	NA
Ending Balance	2,650	2,503	2,454	2,427	196	7.99

NON-PERFORMING ASSETS:

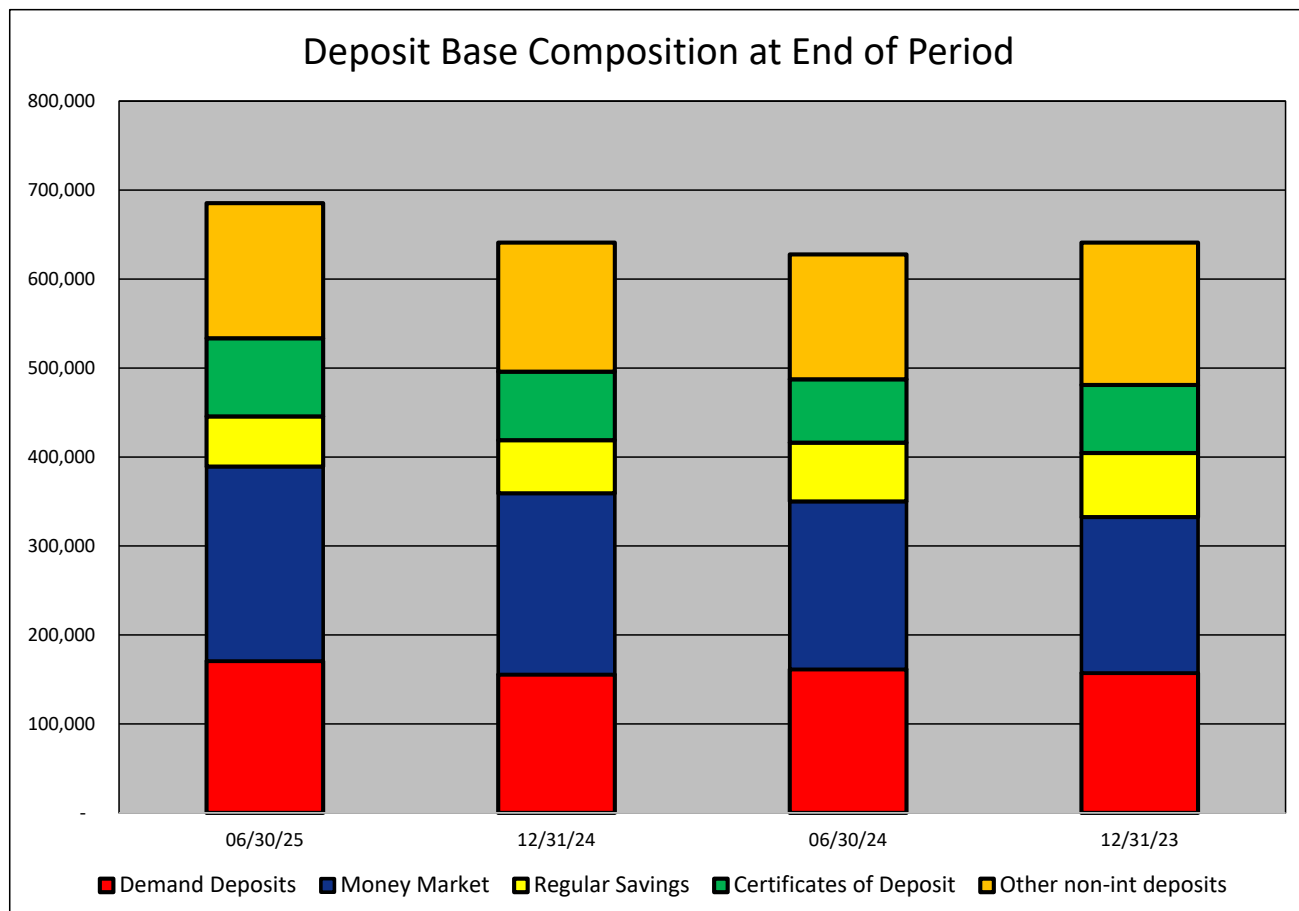
Total-90+ Days Past Due	-	-	-	-	-	NA
Total-Nonaccrual	184	321	344	1,384	(160)	(46.51)
Foreclosed Real Estate	-	-	-	-	-	NA
Total Non-perf Assets	184	321	344	1,384	(160)	(46.51)

DEPOSIT BASE COMPOSITION - Heartland National Bank
(Dollars in Thousands)

As of:	06/30/25	12/31/24	06/30/24	12/31/23	\$ Change 12 MTHS	% Change 12 MTHS
--------	----------	----------	----------	----------	----------------------	---------------------

DEPOSIT BASE CATEGORY:

Demand Deposits	170,714	155,529	161,405	157,210	9,309	5.77
Money Market	218,607	203,692	188,617	175,207	29,990	15.90
Regular Savings	56,346	59,676	66,149	72,129	(9,803)	(14.82)
Certificates of Deposit	87,774	77,039	71,128	76,437	16,646	23.40
Other non-int deposits	151,849	145,052	140,377	159,982	11,472	8.17
Total Deposits	685,290	640,988	627,676	640,965	57,614	9.18

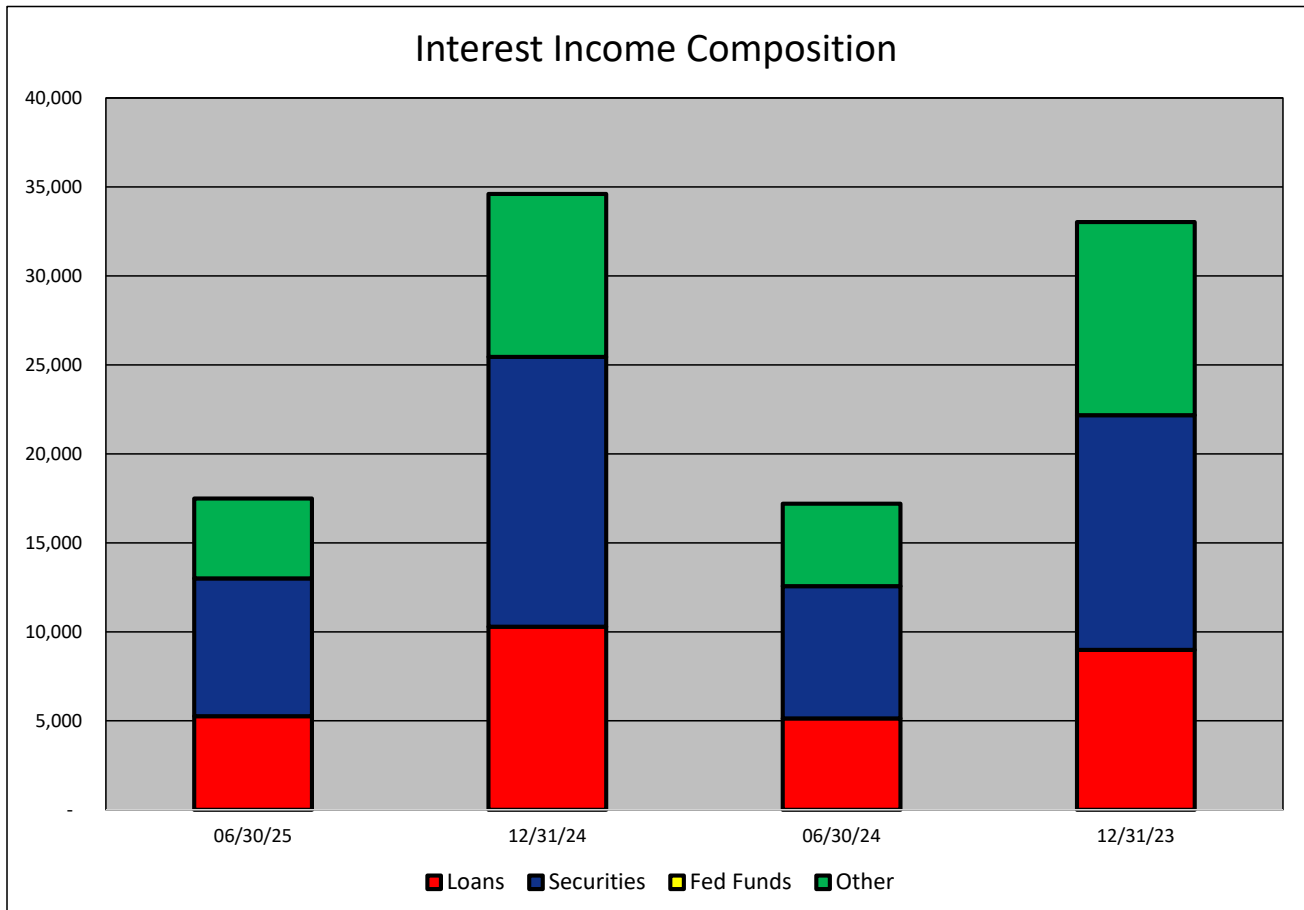


INTEREST INCOME COMPOSITION- Heartland National Bank
(Dollars in Thousands)

As of:	06/30/25	12/31/24	06/30/24	12/31/23	\$ Change 12 MTHS	% Change 12 MTHS
--------	----------	----------	----------	----------	----------------------	---------------------

INTEREST INCOME CATEGORY

Loans	5,260	10,291	5,134	8,985	126	2.45
Securities	7,742	15,155	7,433	13,186	309	4.16
Fed Funds	-	-	-	-	-	NA
Other	4,487	9,159	4,634	10,853	(147)	(3.17)
Total Int Income	17,489	34,605	17,201	33,024	288	1.67

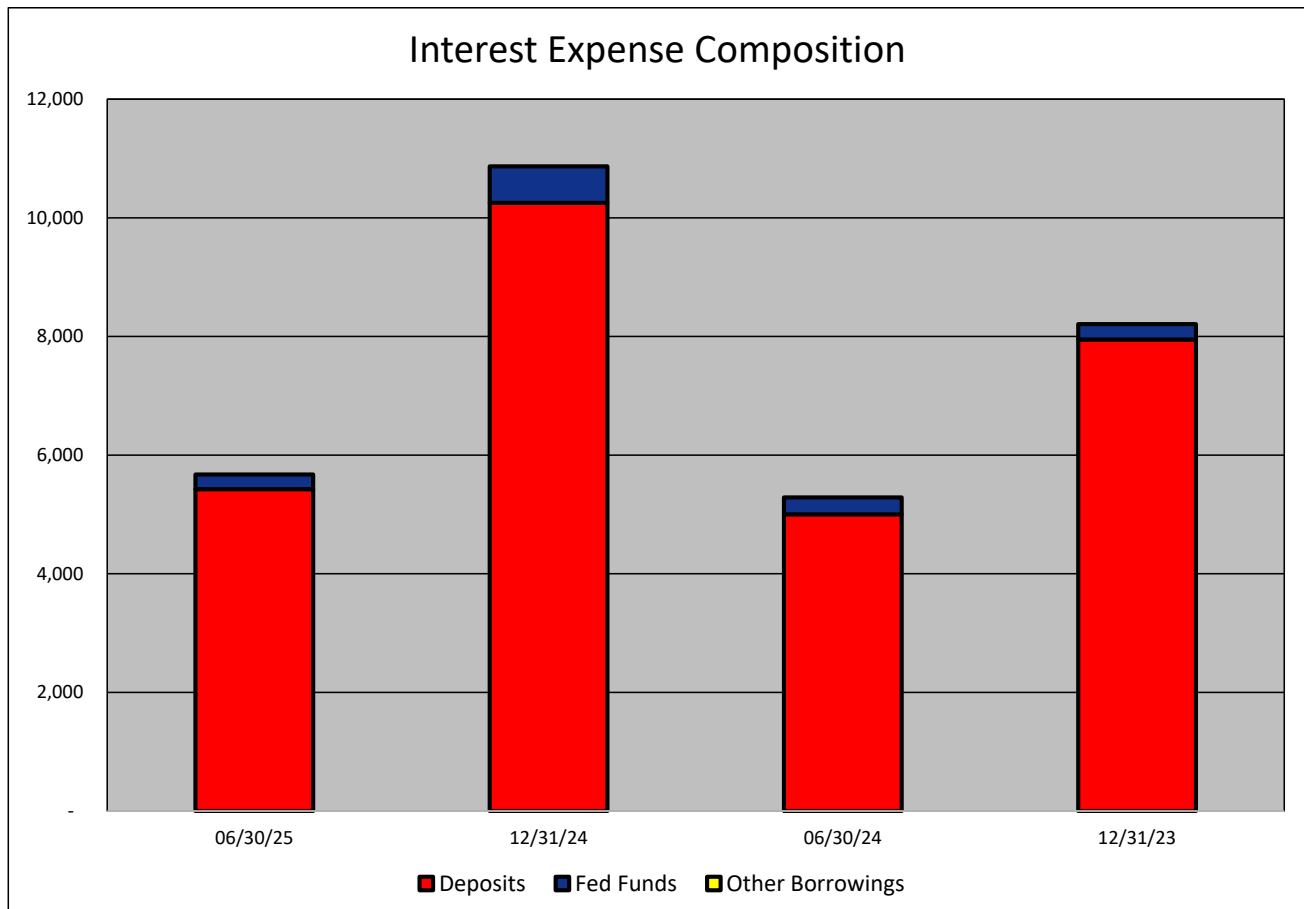


INTEREST EXPENSE COMPOSITION- Heartland National Bank
(Dollars in Thousands)

As of:	06/30/25	12/31/24	06/30/24	12/31/23	\$ Change 12 MTHS	% Change 12 MTHS
--------	----------	----------	----------	----------	----------------------	---------------------

INTEREST EXPENSE CATEGORY

Deposits	5,425	10,254	5,001	7,948	424	8.48
Fed Funds	249	615	285	261	(36)	(12.63)
Other Borrowings	-	-	-	-	-	NA
Total Int Expense	5,674	10,869	5,286	8,209	388	7.34

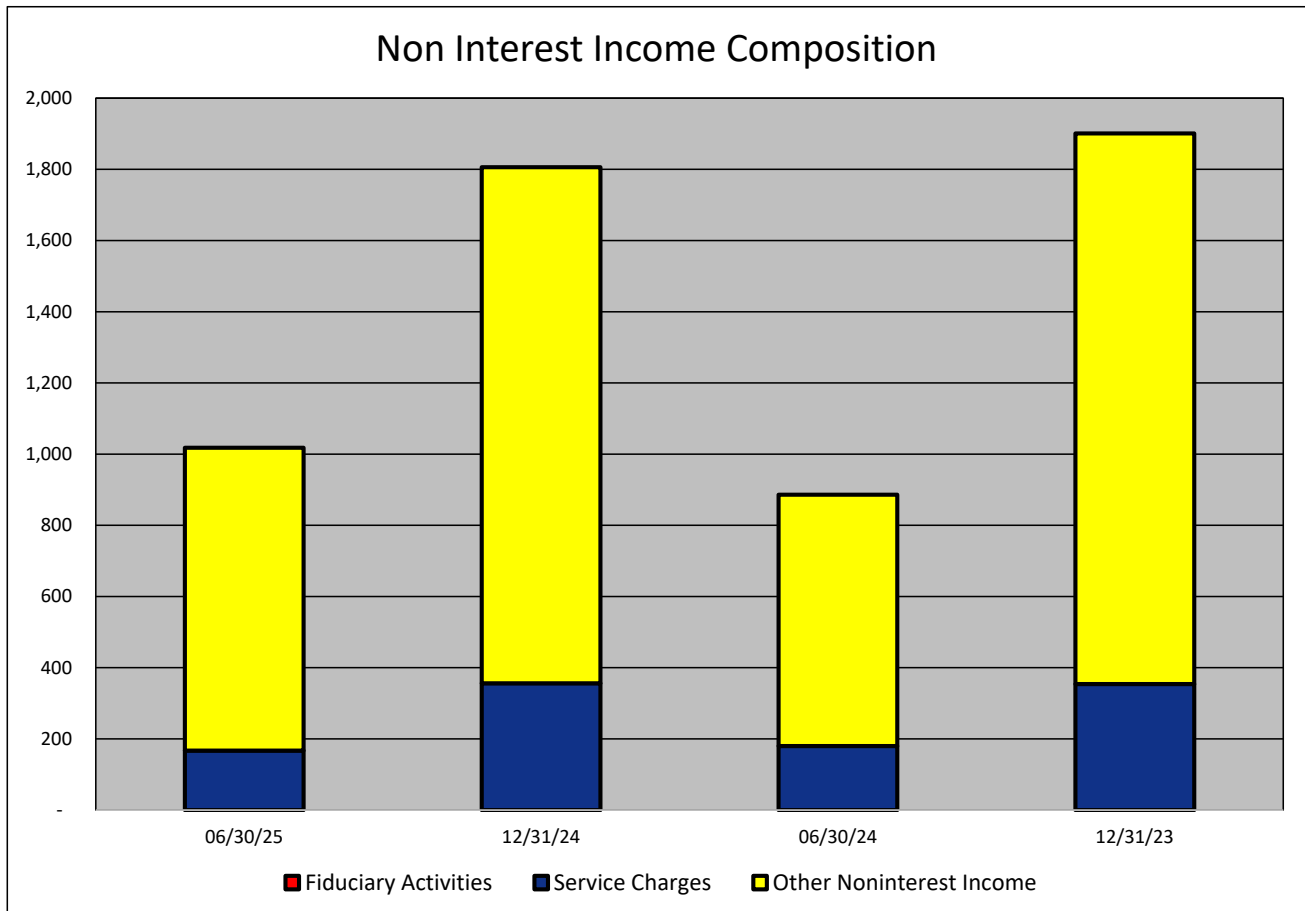


NONINTEREST INCOME COMPOSITION- Heartland National Bank
(Dollars in Thousands)

As of:	06/30/25	12/31/24	06/30/24	12/31/23	\$ Change 12 MTHS	% Change 12 MTHS
--------	----------	----------	----------	----------	----------------------	---------------------

NONINTEREST INCOME CATEGORY

Fiduciary Activities	-	-	-	-	-	NA
Service Charges	167	356	180	354	(13)	(7.22)
Other Noninterest Income	851	1,450	706	1,547	145	20.54
Total Nonint. Income	1,018	1,806	886	1,901	132	14.90

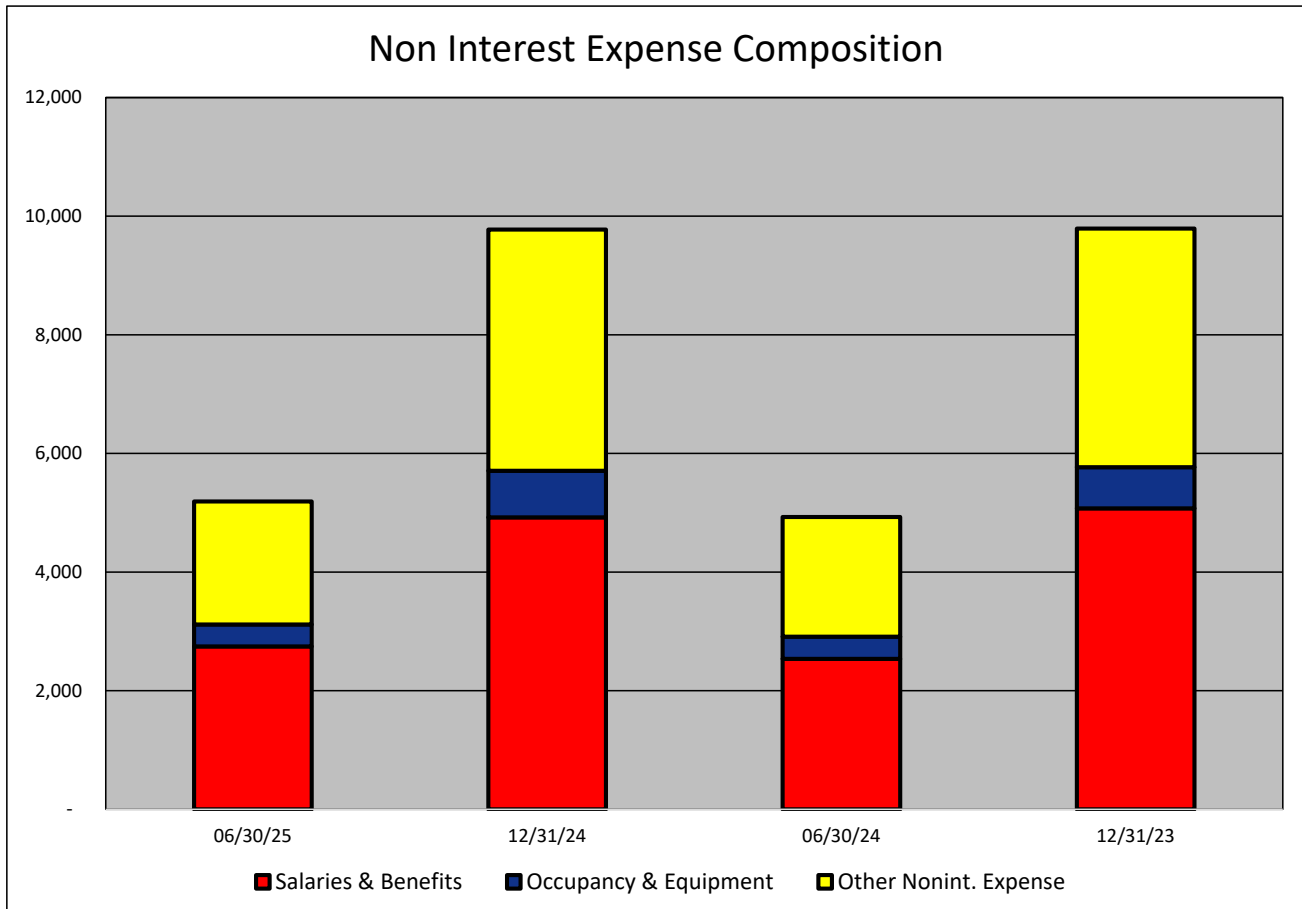


NONINTEREST EXPENSE COMPOSITION- Heartland National Bank
(Dollars in Thousands)

As of:	06/30/25	12/31/24	06/30/24	12/31/23	\$ Change 12 MTHS	% Change 12 MTHS
--------	----------	----------	----------	----------	----------------------	---------------------

NONINTEREST EXPENSE CATEGORY

Salaries & Benefits	2,747	4,921	2,537	5,074	210	8.28
Occupancy & Equipment	369	787	374	693	(5)	(1.34)
Other Nonint. Expense	2,074	4,066	2,018	4,023	56	2.78
Total Nonint. Expense	5,190	9,774	4,929	9,790	261	5.30



PEER GROUP COMPARISONS REPORT
Central Florida Group

BALANCE SHEET

Institution name	Total Assets \$000		% Change in Assets
	This Year	Last Year	
Southstate Bank, National Association	65,865,505	45,481,202	44.82
Cogent Bank	2,257,949	1,931,272	16.92
Sunrise Bank	596,332	529,750	12.57
Bank Of Central Florida	1,209,502	1,086,814	11.29
Heartland National Bank	784,649	713,354	9.99
First Bank	799,902	728,056	9.87
Mainstreet Community Bank Of Florida	885,289	807,304	9.66
Citizens First Bank	4,093,971	3,775,894	8.42
One Florida Bank	1,930,073	1,792,476	7.68
Crews Bank & Trust	2,268,996	2,160,584	5.02
Citizens Bank And Trust	1,393,816	1,338,732	4.11
Surety Bank	212,513	205,983	3.17
The First National Bank Of Mount Dora	373,180	363,329	2.71
Winter Park National Bank	794,955	793,742	0.15
United Southern Bank	848,555	865,954	(2.01)
Commerce Bank & Trust	168,736	173,127	(2.54)
Axiom Bank, National Association	828,635	852,029	(2.75)
First Colony Bank Of Florida	301,155	310,087	(2.88)
First National Bank Of Wauchula	85,353	90,555	(5.74)

Select Peer Average	4,510,477	3,368,434	6.87
----------------------------	------------------	------------------	-------------

PEER GROUP COMPARISONS REPORT
Central Florida Group

BALANCE SHEET

Institution name	Total Loans \$'000		% Change in Loans
	This Year	Last Year	
Southstate Bank, National Association	47,586,232	33,334,571	42.75
One Florida Bank	1,567,932	1,317,792	18.98
The First National Bank Of Mount Dora	137,632	118,655	15.99
Cogent Bank	1,749,691	1,549,885	12.89
Citizens Bank And Trust	836,765	750,277	11.53
Surety Bank	85,494	77,326	10.56
First Bank	475,696	430,860	10.41
Mainstreet Community Bank Of Florida	614,648	557,175	10.32
Sunrise Bank	468,936	430,153	9.02
United Southern Bank	424,739	390,858	8.67
First Colony Bank Of Florida	205,376	191,168	7.43
Crews Bank & Trust	1,254,255	1,187,289	5.64
Citizens First Bank	1,349,032	1,279,595	5.43
Bank Of Central Florida	778,524	757,763	2.74
Commerce Bank & Trust	127,362	124,207	2.54
Heartland National Bank	156,312	155,345	0.62
Winter Park National Bank	456,732	454,470	0.50
First National Bank Of Wauchula	64,332	67,397	(4.55)
Axiom Bank, National Association	552,396	589,600	(6.31)

Select Peer Average	3,099,583	2,303,389	8.69
----------------------------	------------------	------------------	-------------

PEER GROUP COMPARISONS REPORT
Central Florida Group

CAPITAL RATIOS
For the six months June 30, 2025

Institution name	Equity/ Assets	Leverage Ratio	Tier 1 Risk- based Ratio	Risk based Capital Ratio	Common Equity Tier 1 Capital Ratio
Surety Bank	9.09	13.37	25.41	26.48	25.41
Citizens First Bank	11.33	12.83	19.88	20.82	19.88
First National Bank Of Wauchula	10.61	11.68	0.00	0.00	0.00
The First National Bank Of Mount Dora	8.78	11.65	15.55	16.40	15.55
Axiom Bank, National Association	11.06	10.99	14.64	15.89	14.64
Crews Bank & Trust	10.49	10.49	0.00	0.00	0.00
Commerce Bank & Trust	7.29	10.26	12.94	14.19	12.94
United Southern Bank	6.00	10.21	0.00	0.00	0.00
Southstate Bank, National Association	14.25	10.16	12.38	13.57	12.38
Heartland National Bank	9.15	9.78	30.05	31.20	30.05
One Florida Bank	9.06	9.68	10.41	11.16	10.41
Sunrise Bank	8.57	9.65	0.00	0.00	0.00
First Colony Bank Of Florida	8.17	9.42	12.19	13.44	12.19
First Bank	8.83	9.12	14.25	15.51	14.25
Mainstreet Community Bank Of Florida	7.86	8.92	0.00	0.00	0.00
Cogent Bank	8.67	8.80	10.60	11.65	10.60
Bank Of Central Florida	7.19	8.27	12.14	13.10	12.14
Citizens Bank And Trust	2.99	7.65	11.89	12.90	11.89
Winter Park National Bank	6.16	7.23	10.96	12.11	10.96

Select Peer Average	8.71	10.01	11.23	12.02	11.23
----------------------------	------	-------	-------	-------	-------

PEER GROUP COMPARISONS REPORT
Central Florida Group

BALANCE SHEET RATIOS
For the six months June 30, 2025

Institution name	Loans/ Deposits	Gross Loans/ Assets	Securities/ Assets
One Florida Bank	90.63	81.24	3.95
Sunrise Bank	89.63	78.64	14.56
Commerce Bank & Trust	89.17	75.48	14.36
Southstate Bank, National Association	87.80	72.25	12.26
First National Bank Of Wauchula	86.26	75.37	6.16
Cogent Bank	85.43	77.49	17.97
Axiom Bank, National Association	79.00	66.66	22.56
Mainstreet Community Bank Of Florida	75.95	69.43	18.70
First Colony Bank Of Florida	74.70	68.20	17.51
Bank Of Central Florida	69.96	64.37	17.70
First Bank	65.70	59.47	24.33
Citizens Bank And Trust	62.94	60.03	35.64
Crews Bank & Trust	62.18	55.28	29.02
Winter Park National Bank	61.75	57.45	25.20
United Southern Bank	53.85	50.05	36.48
Surety Bank	44.29	40.23	14.05
The First National Bank Of Mount Dora	40.86	36.88	52.60
Citizens First Bank	39.05	32.95	61.43
Heartland National Bank	22.81	19.92	45.61

Select Peer Average	67.47	60.07	24.74
---------------------	-------	-------	-------

PEER GROUP COMPARISONS REPORT
Central Florida Group

PROFITABILITY RATIOS
For the six months June 30, 2025

Institution name	Avg Total Assets (\$000)	Return on Avg Assets	Return on Avg Equity
Surety Bank	195,221	2.31	23.25
First National Bank Of Wauchula	86,724	1.91	18.73
First Colony Bank Of Florida	299,742	1.89	22.93
Winter Park National Bank	813,023	1.78	31.41
Crews Bank & Trust	2,242,813	1.66	16.05
Cogent Bank	2,122,245	1.63	18.64
Heartland National Bank	758,100	1.51	16.67
First Bank	788,337	1.40	16.30
Bank Of Central Florida	1,200,831	1.31	18.93
Sunrise Bank	599,424	1.18	14.45
One Florida Bank	1,882,342	1.16	12.96
Citizens First Bank	4,196,551	1.10	10.60
United Southern Bank	880,557	1.07	20.48
Southstate Bank, National Association	65,038,650	1.04	8.21
Citizens Bank And Trust	1,456,760	0.94	40.23
Commerce Bank & Trust	174,027	0.82	12.26
The First National Bank Of Mount Dora	364,241	0.64	7.32
Mainstreet Community Bank Of Florida	874,568	0.61	7.91
Axiom Bank, National Association	845,067	(0.18)	(1.62)

Select Peer Average	4,464,170	1.25	16.62
----------------------------	-----------	------	-------

PEER GROUP COMPARISONS REPORT
Central Florida Group

PROFITABILITY RATIOS
For the six months June 30, 2025

Institution name	Noninterest Income/AA	Net Overhead Ratio	Efficiency Ratio	Assets (per million) per Employee
Winter Park National Bank	0.06	1.07	39.37	25.64
Heartland National Bank	0.27	1.10	40.44	13.77
First Colony Bank Of Florida	0.12	1.67	46.20	15.06
Southstate Bank, National Association	1.28	1.12	49.77	10.45
Citizens First Bank	0.56	1.10	51.90	10.16
Cogent Bank	0.68	1.97	52.64	9.25
Bank Of Central Florida	0.18	1.81	53.42	11.52
One Florida Bank	0.11	1.75	53.81	11.56
First Bank	0.56	1.83	54.95	7.55
Crews Bank & Trust	0.79	1.69	57.65	6.23
Surety Bank	3.67	0.19	61.24	5.74
Sunrise Bank	0.07	1.98	61.43	10.28
United Southern Bank	0.62	1.74	61.90	5.51
Mainstreet Community Bank Of Florida	0.61	2.00	67.10	8.60
First National Bank Of Wauchula	1.09	2.92	67.66	3.71
Citizens Bank And Trust	0.72	1.71	67.93	7.49
Commerce Bank & Trust	0.19	2.40	73.66	7.67
The First National Bank Of Mount Dora	2.48	1.89	81.91	4.44
Axiom Bank, National Association	1.01	3.92	104.28	5.68

Select Peer Average	0.79	1.78	60.38	9.49
----------------------------	------	------	-------	------

PEER GROUP COMPARISONS REPORT
Central Florida Group

ASSET QUALITY RATIOS
For the six months June 30, 2025

Institution name	Allowance/ Loans	Nonperf Loans/ Total Loans	Nonperf Assets/ Total Assets	Adjusted Texas Ratio
Bank Of Central Florida	1.00	0.00	0.00	0.03
First Bank	1.67	0.00	0.00	0.00
First Colony Bank Of Florida	1.53	0.00	0.00	0.00
Sunrise Bank	1.26	0.00	0.00	0.00
Heartland National Bank	1.70	0.12	0.02	0.25
Citizens First Bank	1.73	0.13	0.04	0.37
One Florida Bank	0.84	0.05	0.04	0.45
Crews Bank & Trust	1.89	0.09	0.05	0.43
The First National Bank Of Mount Dora	1.51	0.32	0.12	1.26
Cogent Bank	1.04	0.18	0.14	1.45
Surety Bank	1.30	0.34	0.14	1.44
United Southern Bank	2.18	0.38	0.19	2.66
Winter Park National Bank	1.28	0.56	0.32	4.71
Southstate Bank, National Association	1.31	0.63	0.49	4.19
Citizens Bank And Trust	1.08	0.87	0.52	14.43
Axiom Bank, National Association	1.42	0.82	0.55	4.60
First National Bank Of Wauchula	1.59	1.11	0.84	7.07
Mainstreet Community Bank Of Florida	1.23	1.31	0.91	10.46
Commerce Bank & Trust	1.43	1.84	1.39	16.58

Select Peer Average	1.42	0.46	0.30	3.70
----------------------------	------	------	------	------

PEER GROUP COMPARISONS REPORT
Central Florida Group

STATEMENT OF CONDITION (% OF ASSETS)
For the six months June 30, 2025

Institution name	Cash & Nointerest bearing Deps	Interest- bearing Bal	Fed Funds Sold & Repos	Held to Maturity Secs	Available for Sale Secs
Surety Bank	22.85	18.42	0.00	0.00	14.05
First National Bank Of Wauchula	6.26	7.97	0.00	0.00	6.16
First Bank	1.95	9.28	1.31	0.00	24.33
Commerce Bank & Trust	1.54	4.65	0.00	0.00	14.36
One Florida Bank	1.27	12.68	0.00	0.00	3.95
First Colony Bank Of Florida	1.22	13.13	0.00	9.98	7.53
Heartland National Bank	1.21	31.05	0.00	0.00	45.61
Mainstreet Community Bank Of Florida	1.15	1.49	4.97	0.00	18.70
Southstate Bank, National Association	1.15	4.11	0.01	3.26	9.00
Axiom Bank, National Association	0.98	6.45	0.00	0.00	22.56
Winter Park National Bank	0.98	14.70	0.00	17.85	7.35
United Southern Bank	0.83	8.03	0.00	0.75	35.74
Citizens First Bank	0.75	0.20	1.76	0.00	61.43
Crews Bank & Trust	0.66	14.22	0.00	19.65	9.37
The First National Bank Of Mount Dora	0.54	4.18	0.00	0.00	52.60
Bank Of Central Florida	0.46	14.71	0.00	0.00	17.70
Sunrise Bank	0.46	4.90	0.00	0.84	13.73
Cogent Bank	0.24	3.85	0.00	0.00	17.97
Citizens Bank And Trust	0.23	1.39	0.00	0.00	35.64

Select Peer Average	2.35	9.23	0.42	2.75	21.99
----------------------------	-------------	-------------	-------------	-------------	--------------

PEER GROUP COMPARISONS REPORT
Central Florida Group

STATEMENT OF CONDITION (% OF ASSETS)
For the six months June 30, 2025

Institution name	Net Loans & Leases	Premises & Fixed Assets	Total Real Estate Owned	Intangible Assets
One Florida Bank	80.55	0.49	0.00	0.00
Sunrise Bank	77.65	1.39	0.00	0.00
Cogent Bank	76.60	0.23	0.00	0.14
Commerce Bank & Trust	74.40	1.21	0.00	0.00
First National Bank Of Wauchula	74.17	1.51	0.00	0.00
Southstate Bank, National Association	70.82	1.59	0.04	5.49
Mainstreet Community Bank Of Florida	68.53	2.17	0.00	0.01
First Colony Bank Of Florida	67.15	0.34	0.00	0.00
Axiom Bank, National Association	64.08	1.38	0.00	0.05
Bank Of Central Florida	63.72	1.40	0.00	0.02
Citizens Bank And Trust	59.39	1.26	0.00	0.00
First Bank	58.48	1.88	0.00	0.00
Winter Park National Bank	56.72	0.38	0.00	0.00
Crews Bank & Trust	54.23	1.11	0.00	0.00
United Southern Bank	48.96	1.16	0.00	0.00
Surety Bank	39.71	1.18	0.00	0.00
The First National Bank Of Mount Dora	36.33	1.05	0.00	0.00
Citizens First Bank	32.16	1.41	0.00	0.46
Heartland National Bank	19.58	0.49	0.00	0.00

Select Peer Average	59.12	1.14	0.00	0.32
----------------------------	-------	------	------	------

PEER GROUP COMPARISONS REPORT
Central Florida Group

STATEMENT OF CONDITION (% OF TOTAL FUNDING SOURCES)
For the six months June 30, 2025

Institution name	Non Interest Bearing Deps	Interest Bearing Deps	Total Deps	Total Fed Funds & Repos	Other Borrowed Money
United Southern Bank	56.36	43.64	100.00	0.00	0.00
Surety Bank	43.73	56.27	100.00	0.00	0.00
The First National Bank Of Mount Dora	39.03	60.97	100.00	0.00	0.00
Axiom Bank, National Association	36.59	59.30	95.89	0.00	4.11
Crews Bank & Trust	36.09	63.74	99.84	0.16	0.00
First Bank	35.71	64.29	100.00	0.00	0.00
First Colony Bank Of Florida	33.25	66.75	100.00	0.00	0.00
Citizens Bank And Trust	32.46	66.79	99.26	0.74	0.00
First National Bank Of Wauchula	31.99	68.01	100.00	0.00	0.00
Mainstreet Community Bank Of Florida	30.98	69.02	100.00	0.00	0.00
Bank Of Central Florida	30.46	69.54	100.00	0.00	0.00
Cogent Bank	28.75	71.25	100.00	0.00	0.00
Commerce Bank & Trust	26.39	66.70	93.08	2.36	4.56
Southstate Bank, National Association	25.94	72.91	98.85	1.15	0.00
Heartland National Bank	24.15	72.80	96.95	3.05	0.00
Winter Park National Bank	23.61	75.84	99.45	0.55	0.00
One Florida Bank	21.74	77.40	99.14	0.00	0.86
Sunrise Bank	21.36	75.50	96.85	0.00	3.15
Citizens First Bank	15.85	80.17	96.02	3.98	0.00

Select Peer Average	31.29	67.42	98.70	0.63	0.67
----------------------------	-------	-------	-------	------	------

PEER GROUP COMPARISONS REPORT
Central Florida Group

YIELDS, COSTS & SPREADS - ASSET YIELDS
For the six months June 30, 2025

Institution name	Yield on Earning Assets	Cost of Funds	Net Interest Margin	Avg Earning Assets/AA
First National Bank Of Wauchula	6.79	2.38	5.27	91.72
Cogent Bank	6.64	3.49	4.36	99.30
First Bank	5.09	1.80	3.98	94.64
Southstate Bank, National Association	5.65	2.46	3.94	89.68
Axiom Bank, National Association	5.99	3.74	3.87	96.14
First Colony Bank Of Florida	5.30	1.88	3.66	99.08
Bank Of Central Florida	5.05	2.20	3.64	97.22
Surety Bank	5.55	2.62	3.57	70.20
Crews Bank & Trust	4.90	2.40	3.51	98.48
Mainstreet Community Bank Of Florida	5.17	2.60	3.47	94.56
Commerce Bank & Trust	5.13	2.83	3.42	95.79
One Florida Bank	5.74	3.32	3.39	98.60
Sunrise Bank	5.93	3.60	3.33	98.33
Heartland National Bank	4.80	2.19	3.24	96.22
United Southern Bank	4.10	1.28	3.24	98.18
Citizens Bank And Trust	4.35	2.27	2.93	96.77
Winter Park National Bank	4.87	2.72	2.89	97.52
The First National Bank Of Mount Dora	3.85	2.08	2.69	98.35
Citizens First Bank	4.14	1.73	2.63	97.58

Select Peer Average	5.21	2.50	3.80	95.18
----------------------------	------	------	------	-------