

# First Colony Bank Of Florida

Maitland, FL

Established

1/28/2008

## Florida Bank and Thrift Performance Report

### Table of Contents

<b>Title</b>	<b>Page</b>
PEER GROUP POSITION	1
EXECUTIVE SUMMARY	2
SELECTED FINANCIAL DATA	3
SECURITIES COMPOSITION	4
LOAN PORTFOLIO COMPOSITION	5
LOAN PORTFOLIO QUALITY	6
DEPOSIT BASE COMPOSITION	7
INTEREST INCOME COMPOSITION	8
INTEREST EXPENSE COMPOSITION	9
NONINTEREST INCOME COMPOSITION	10
NONINTEREST EXPENSE COMPOSITION	11
PEER GROUP COMPARISONS REPORT	12-22

---

#### FLORIDA BANKING TEAM

Ted Hacker, Steve Kania, Robert Brink, David Ajvazi, Erica Hines, Sacha Widmaier, Anthony Hagbartsen, Madeline Bogumil, Phillip Berdeguer, Andrew Joyce, Meranda Joseph, Patricia Romero, Vanessa Hossler, Adam McCord, Allyson Wiitala, Jacob Ingram, Rachel Jean, Brendan Yosko, Martha Zubia, Stephanie Flores, Jacob Frantzen, Sander Ocasio, Brian Katz, Nicholas Singh, Raphael Houssou, Danny Jenarine, Kendall Lucas, Makenna Bader, Kimberly Berlow, Zaria Minard

Information contained herein was obtained from FIS is believed to be reliable  
however, accuracy is not guaranteed and all peer and state averages are simple averages.

**PEER GROUP POSITION**

**For the  
Central Florida Group**

**For the six months June 30, 2025**

Institution name	Total Assets (\$000's)
Southstate Bank, National Association	65,865,505
Citizens First Bank	4,093,971
Crews Bank & Trust	2,268,996
Cogent Bank	2,257,949
One Florida Bank	1,930,073
Citizens Bank And Trust	1,393,816
Bank Of Central Florida	1,209,502
Mainstreet Community Bank Of Florida	885,289
United Southern Bank	848,555
Axiom Bank, National Association	828,635
First Bank	799,902
Winter Park National Bank	794,955
Heartland National Bank	784,649
Sunrise Bank	596,332
The First National Bank Of Mount Dora	373,180
First Colony Bank Of Florida	301,155
Surety Bank	212,513
Commerce Bank & Trust	168,736
First National Bank Of Wauchula	85,353

Institution name	Return on Avg Assets (%)
Surety Bank	2.31
First National Bank Of Wauchula	1.91
First Colony Bank Of Florida	1.89
Winter Park National Bank	1.78
Crews Bank & Trust	1.66
Cogent Bank	1.63
Heartland National Bank	1.51
First Bank	1.40
Bank Of Central Florida	1.31
Sunrise Bank	1.18
One Florida Bank	1.16
Citizens First Bank	1.10
United Southern Bank	1.07
Southstate Bank, National Association	1.04
Citizens Bank And Trust	0.94
Commerce Bank & Trust	0.82
The First National Bank Of Mount Dora	0.64
Mainstreet Community Bank Of Florida	0.61
Axiom Bank, National Association	(0.18)

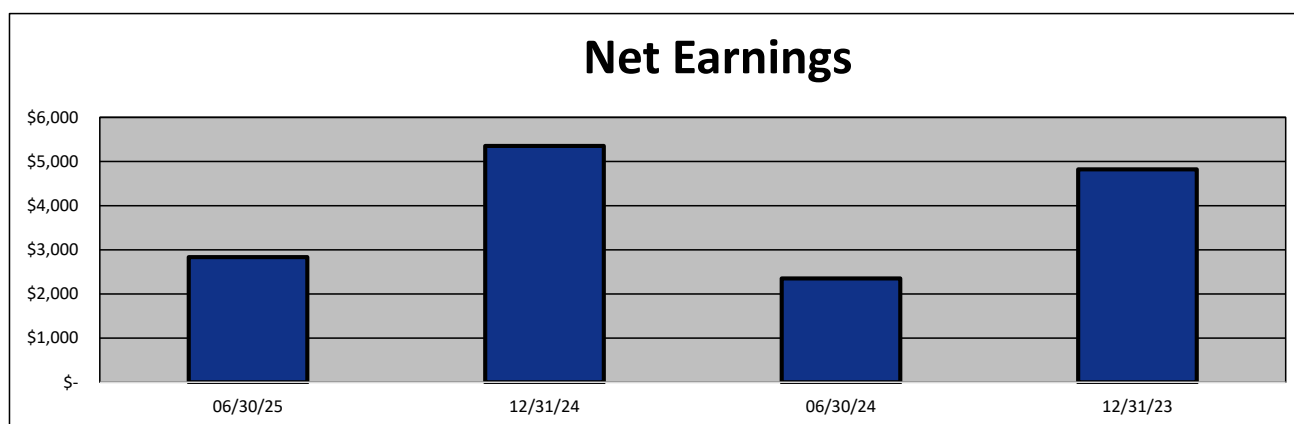
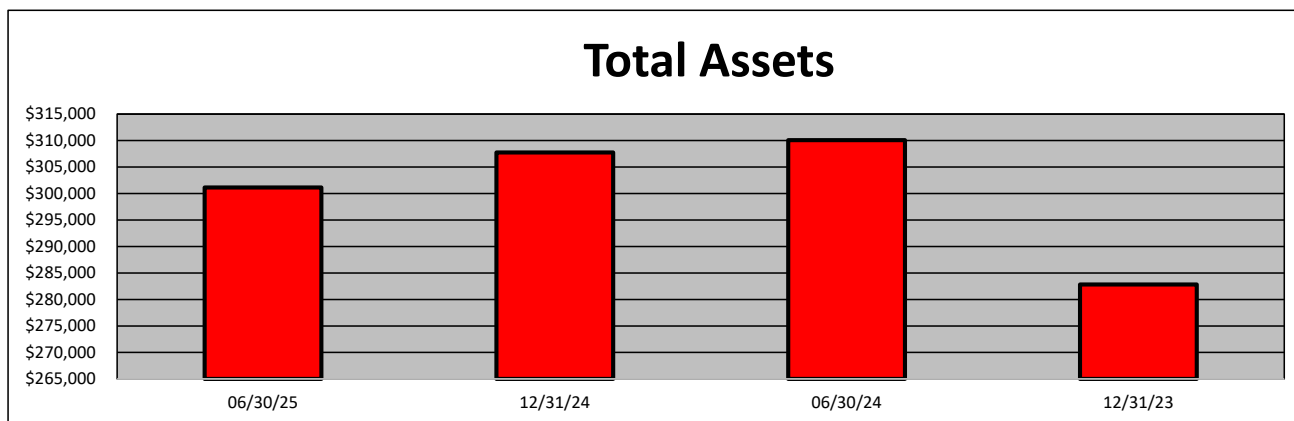
**EXECUTIVE SUMMARY - First Colony Bank of Florida**  
(Percentage)

Period Ending	06/30/25	12/31/24	06/30/24	12/31/23	State Avg.	Peer Avg.
<b>CAPITAL RATIOS</b>						
Equity/Assets	8.17	8.05	7.78	8.55	10.68	8.71
Leverage Ratio	9.42	8.54	8.48	9.56	11.86	10.01
Tier 1 Cap/Risk Based Assets	12.19	12.37	12.10	12.42	14.47	11.23
Risk Based Ratio	13.44	13.62	13.36	13.67	15.30	12.02
Common Equity Tier 1 Capital Ratio	12.19	12.37	12.10	12.42	14.41	11.23
<b>BALANCE SHEET RATIOS:</b>						
Loan/Deposit Ratio	74.70	69.63	67.26	71.40	74.73	67.47
Loans/Assets	68.20	63.71	61.65	64.87	62.90	60.07
Securities/Assets	17.51	17.52	16.67	18.51	18.95	24.74
<b>PROFITABILITY:</b>						
Return on Avg Assets	1.89	1.72	1.53	1.73	0.71	1.25
Return on Avg Equity	22.93	21.95	19.52	20.64	10.92	16.62
Nonint Income/Avg Assets	0.12	0.11	0.11	0.11	0.80	0.79
Net Overhead Ratio	1.67	1.53	1.58	1.61	2.35	1.78
Efficiency Ratio	46.20	47.22	50.58	47.29	74.52	60.38
Assets (per million) per Employee	15.06	16.20	16.32	14.89	10.31	9.49
<b>ASSET QUALITY:</b>						
Allowance/Loans	1.53	1.56	1.60	1.67	1.29	1.42
Nonperforming Loans/Total Loans	0.00	0.00	0.00	0.00	0.48	0.46
Nonperforming Assets/Total Assets	0.00	0.00	0.00	0.00	0.33	0.30
Adjusted Texas Ratio	0.00	0.00	0.00	0.00	3.15	3.70
<b>YIELDS &amp; COSTS:</b>						
Yield on earning assets	5.30	5.19	5.06	4.56	5.48	5.21
Cost of funds	1.88	2.16	2.17	1.28	2.84	2.50
Net interest margin	3.66	3.28	3.14	3.44	3.20	3.80
Avg Earning Assets/Avg Assets	99.08	99.09	99.04	98.89	95.80	95.18

**SELECTED FINANCIAL DATA - First Colony Bank of Florida**  
(Dollars in Thousands)

As of:	06/30/25	12/31/24	06/30/24	12/31/23	\$ Change 12 MTHS	% Change 12 MTHS
Total Assets	301,155	307,755	310,087	282,827	(8,932)	(2.88)
Cash and Equivalents	43,217	57,592	67,040	46,712	(23,823)	(35.54)
Securities	52,738	53,909	51,686	52,356	1,052	2.04
Loans, net	205,376	196,077	191,168	183,457	14,208	7.43
Deposit Accounts	274,931	281,613	284,238	256,927	(9,307)	(3.27)
Fed Funds & Repos	-	-	-	-	-	NA
Total Equity	24,612	24,783	24,124	24,189	488	2.02

Period Ending	06/30/25	12/31/24	06/30/24	12/31/23	\$ Change 12 MTHS	% Change 12 MTHS
Net Earnings	2,835	5,354	2,351	4,822	484	20.59
Interest Income	7,869	15,994	7,678	12,568	191	2.49
Interest Expense	2,441	5,869	2,908	3,075	(467)	(16.06)
Net Interest Income	5,428	10,125	4,770	9,493	658	13.79
Credit Loss Expense	75	-	-	180	75	NA
Noninterest income	181	351	172	320	9	5.23
Gain on Sale of Securities	-	-	-	-	-	NA
Noninterest Expense	2,684	5,122	2,591	4,811	93	3.59
Net Operating Income	2,850	5,354	2,351	4,822	499	21.23
Income Taxes	-	-	-	-	-	NA

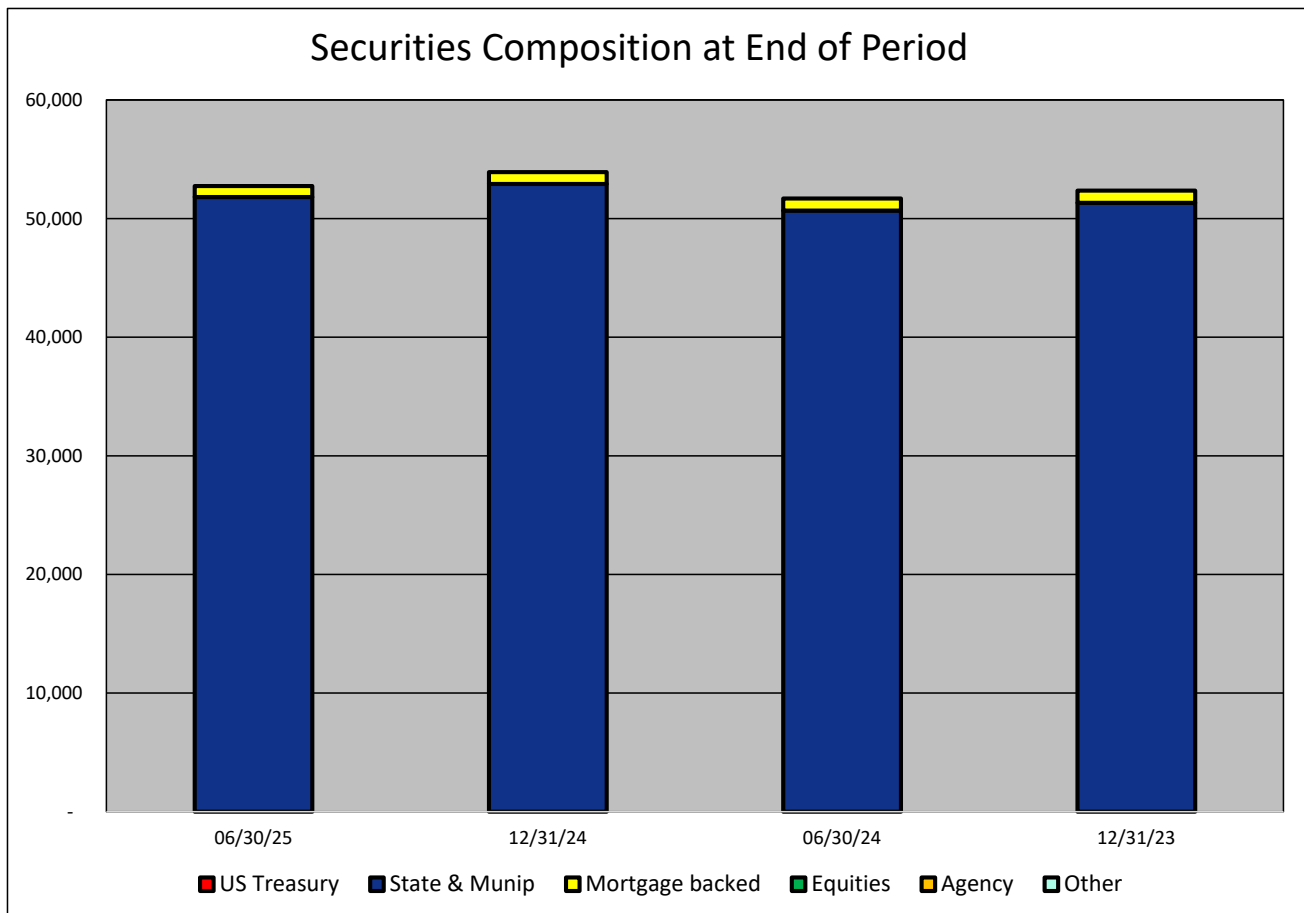


**SECURITIES COMPOSITION - First Colony Bank of Florida**  
(Dollars in Thousands)

As of:	06/30/25	12/31/24	06/30/24	12/31/23	\$ Change 12 MTHS	% Change 12 MTHS
--------	----------	----------	----------	----------	----------------------	---------------------

**SECURITIES CATEGORY:**

US Treasury	-	-	-	-	-	NA
State & Munip	51,811	52,917	50,671	51,325	1,140	2.25
Mortgage backed	927	992	1,015	1,031	(88)	(8.67)
Equities	-	-	-	-	-	NA
Agency	-	-	-	-	-	NA
Other	-	-	-	-	-	NA
Total Securities	52,738	53,909	51,686	52,356	1,052	2.04

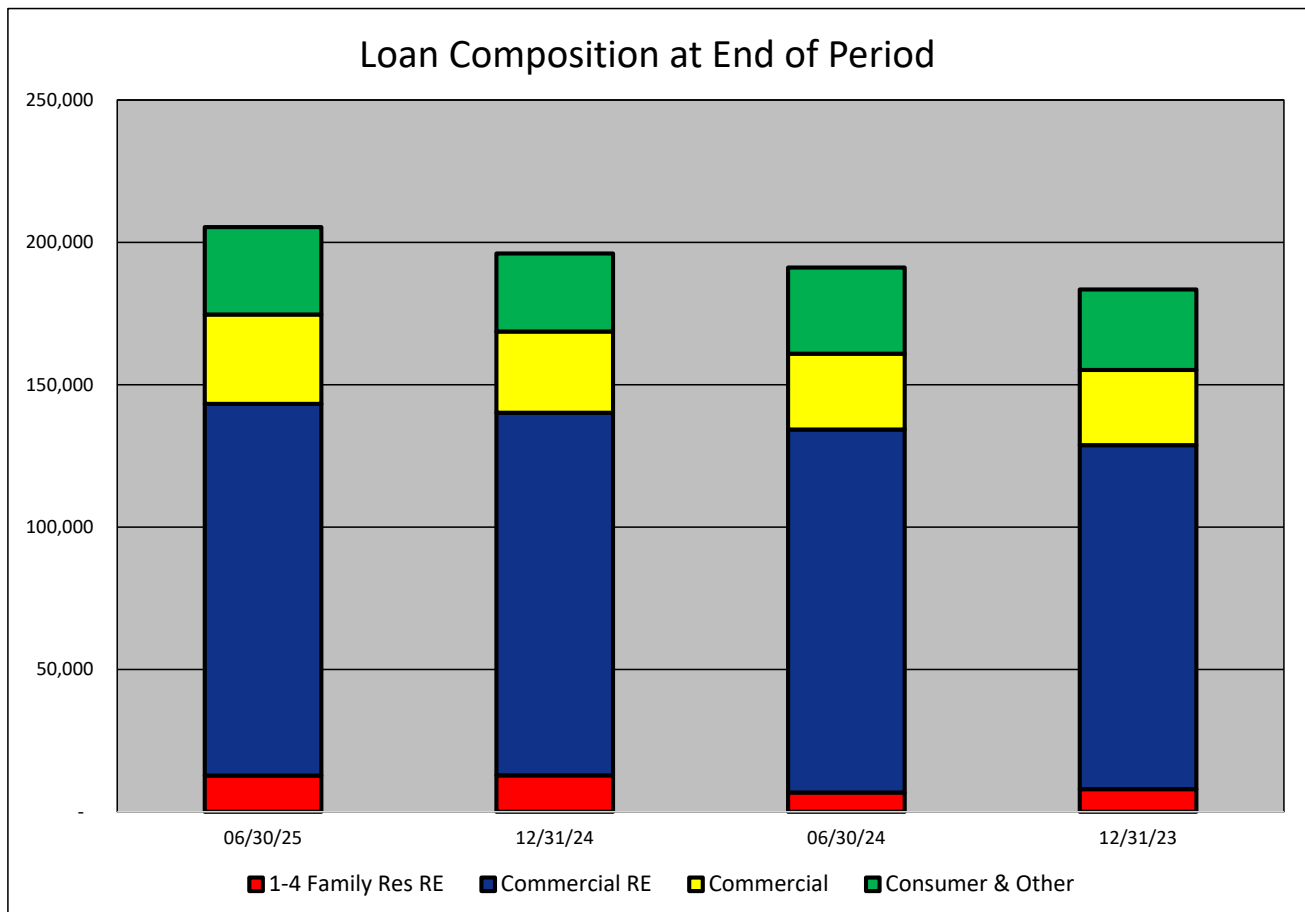


**LOAN PORTFOLIO COMPOSITION - First Colony Bank of Florida**  
(Dollars in Thousands)

As of:	06/30/25	12/31/24	06/30/24	12/31/23	\$ Change 12 MTHS	% Change 12 MTHS
--------	----------	----------	----------	----------	----------------------	---------------------

**LOAN CATEGORY:**

1-4 Family Res RE	12,684	12,799	6,773	7,956	5,911	87.27
Commercial RE	130,583	127,349	127,484	120,807	3,099	2.43
Commercial	31,401	28,555	26,618	26,428	4,783	17.97
Consumer & Other	30,708	27,374	30,293	28,266	415	1.37
Loans, Net	205,376	196,077	191,168	183,457	14,208	7.43



**LOAN PORTFOLIO QUALITY - First Colony Bank of Florida**  
(Dollars in Thousands)

As of:	06/30/25	12/31/24	06/30/24	12/31/23	\$ Change 12 MTHS	% Change 12 MTHS
--------	----------	----------	----------	----------	----------------------	---------------------

**ALLOWANCE FOR CREDIT LOSSES (LOANS):**

Beginning Balance	3,065	3,065	3,065	2,885	-	-
Total Recoveries	-	-	-	-	-	NA
Total Charge-offs	-	-	-	-	-	NA
Credit Loss Expense	75	-	-	180	75	NA
Writedown Transfer Loans HFS	-	-	-	-	-	NA
Adjustments	-	-	-	-	-	NA
Ending Balance	3,140	3,065	3,065	3,065	75	2.45

**NON-PERFORMING ASSETS:**

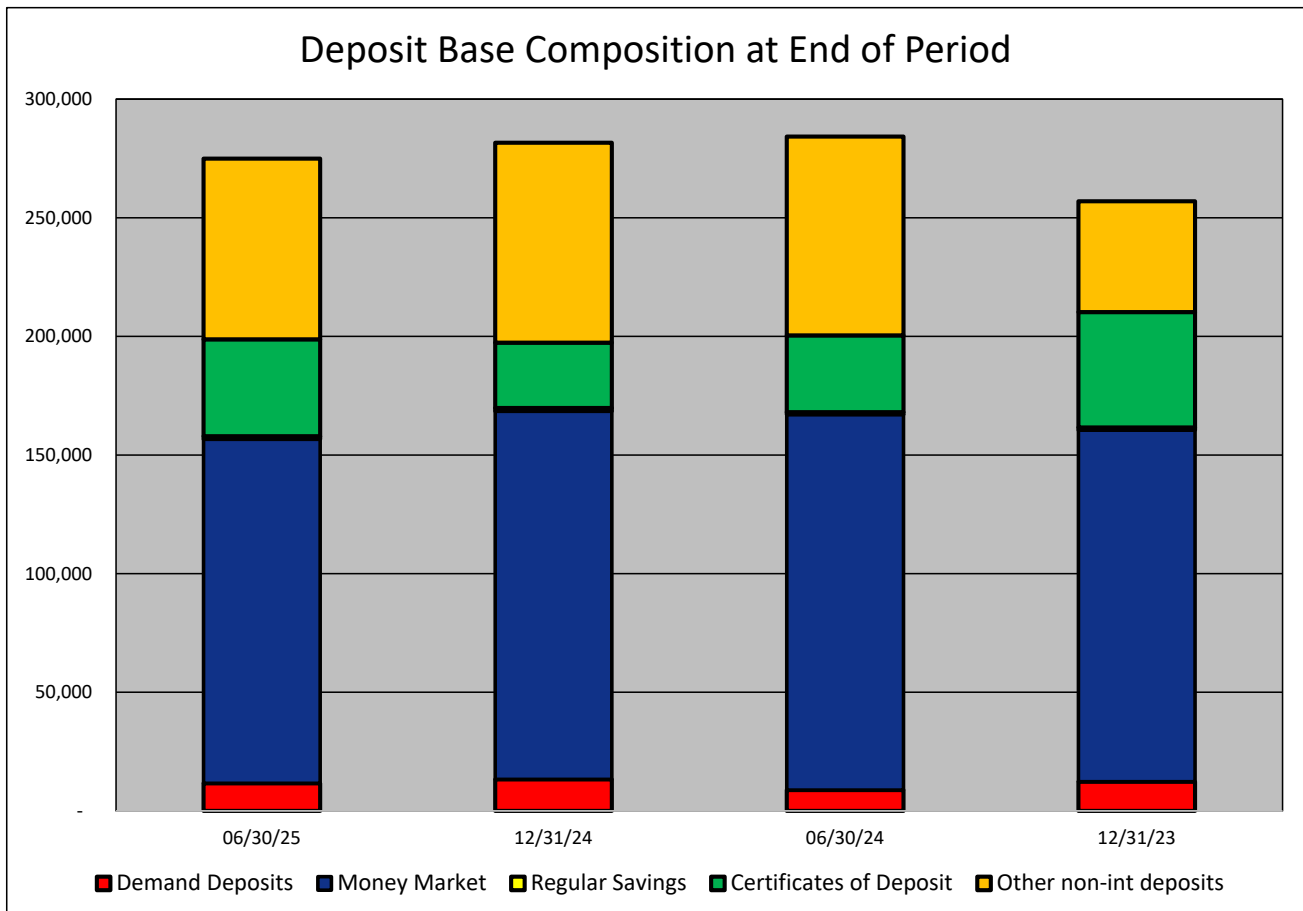
Total-90+ Days Past Due	-	-	-	-	-	NA
Total-Nonaccrual	-	-	-	-	-	NA
Foreclosed Real Estate	-	-	-	-	-	NA
Total Non-perf Assets	-	-	-	-	-	NA

**DEPOSIT BASE COMPOSITION - First Colony Bank of Florida**  
(Dollars in Thousands)

As of:	06/30/25	12/31/24	06/30/24	12/31/23	\$ Change 12 MTHS	% Change 12 MTHS
--------	----------	----------	----------	----------	----------------------	---------------------

**DEPOSIT BASE CATEGORY:**

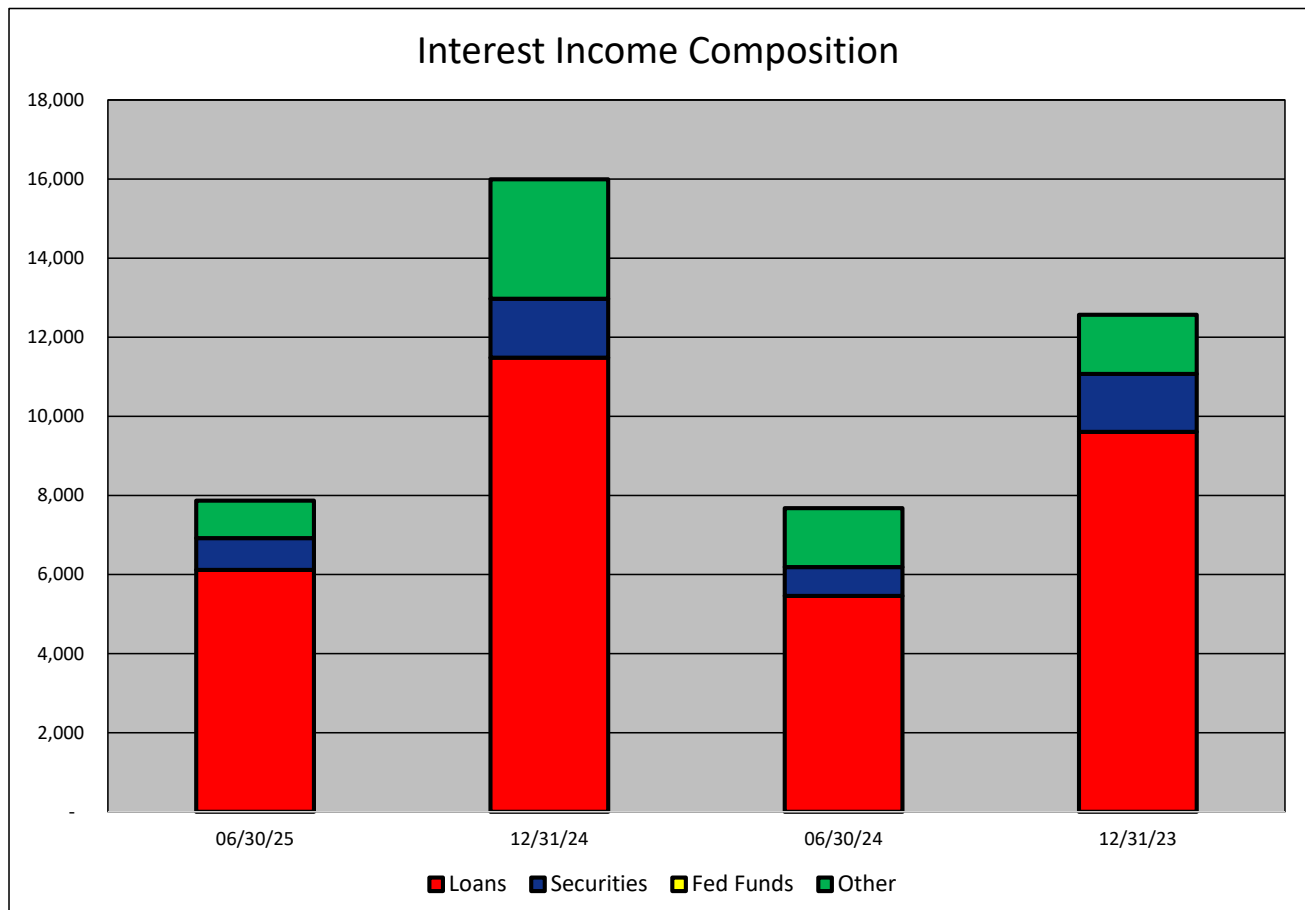
Demand Deposits	11,619	13,294	8,789	12,323	2,830	32.20
Money Market	145,115	155,220	158,340	148,258	(13,225)	(8.35)
Regular Savings	1,205	1,330	926	1,058	279	30.13
Certificates of Deposit	40,795	27,508	32,386	48,585	8,409	25.96
Other non-int deposits	76,197	84,261	83,797	46,703	(7,600)	(9.07)
<b>Total Deposits</b>	<b>274,931</b>	<b>281,613</b>	<b>284,238</b>	<b>256,927</b>	<b>(9,307)</b>	<b>(3.27)</b>





**INTEREST INCOME COMPOSITION- First Colony Bank of Florida**  
(Dollars in Thousands)

As of:	06/30/25	12/31/24	06/30/24	12/31/23	\$ Change 12 MTHS	% Change 12 MTHS
<b>INTEREST INCOME CATEGORY</b>						
Loans	6,115	11,482	5,460	9,607	655	12.00
Securities	805	1,491	728	1,466	77	10.58
Fed Funds	-	-	-	-	-	NA
Other	949	3,021	1,490	1,495	(541)	(36.31)
<b>Total Int Income</b>	<b>7,869</b>	<b>15,994</b>	<b>7,678</b>	<b>12,568</b>	<b>191</b>	<b>2.49</b>

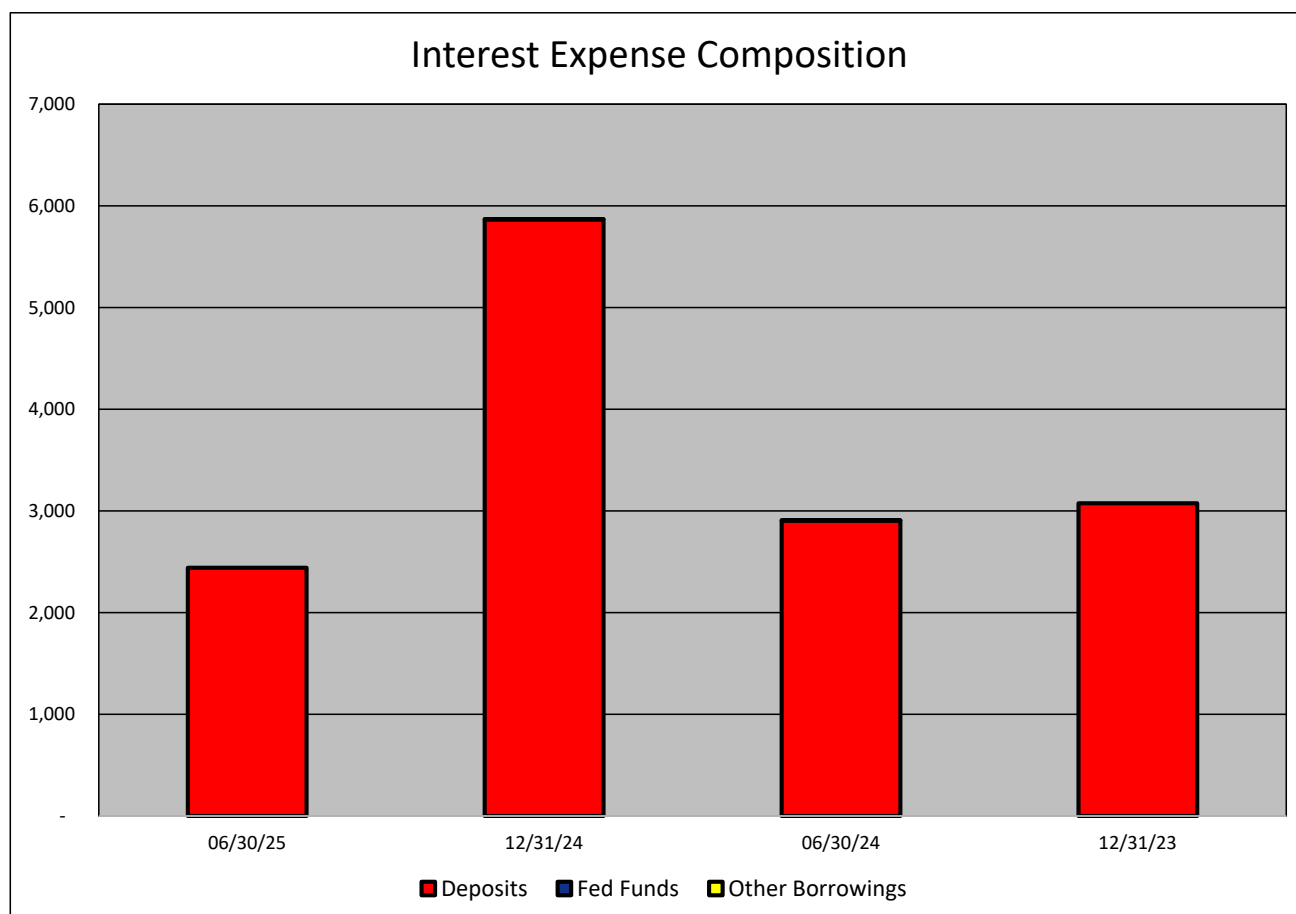


**INTEREST EXPENSE COMPOSITION- First Colony Bank of Florida**  
(Dollars in Thousands)

As of:	06/30/25	12/31/24	06/30/24	12/31/23	\$ Change 12 MTHS	% Change 12 MTHS
--------	----------	----------	----------	----------	----------------------	---------------------

**INTEREST EXPENSE CATEGORY**

Deposits	2,441	5,868	2,907	3,075	(466)	(16.03)
Fed Funds	-	1	1	-	(1)	(100.00)
Other Borrowings	-	-	-	-	-	NA
<b>Total Int Expense</b>	<b>2,441</b>	<b>5,869</b>	<b>2,908</b>	<b>3,075</b>	<b>(467)</b>	<b>(16.06)</b>

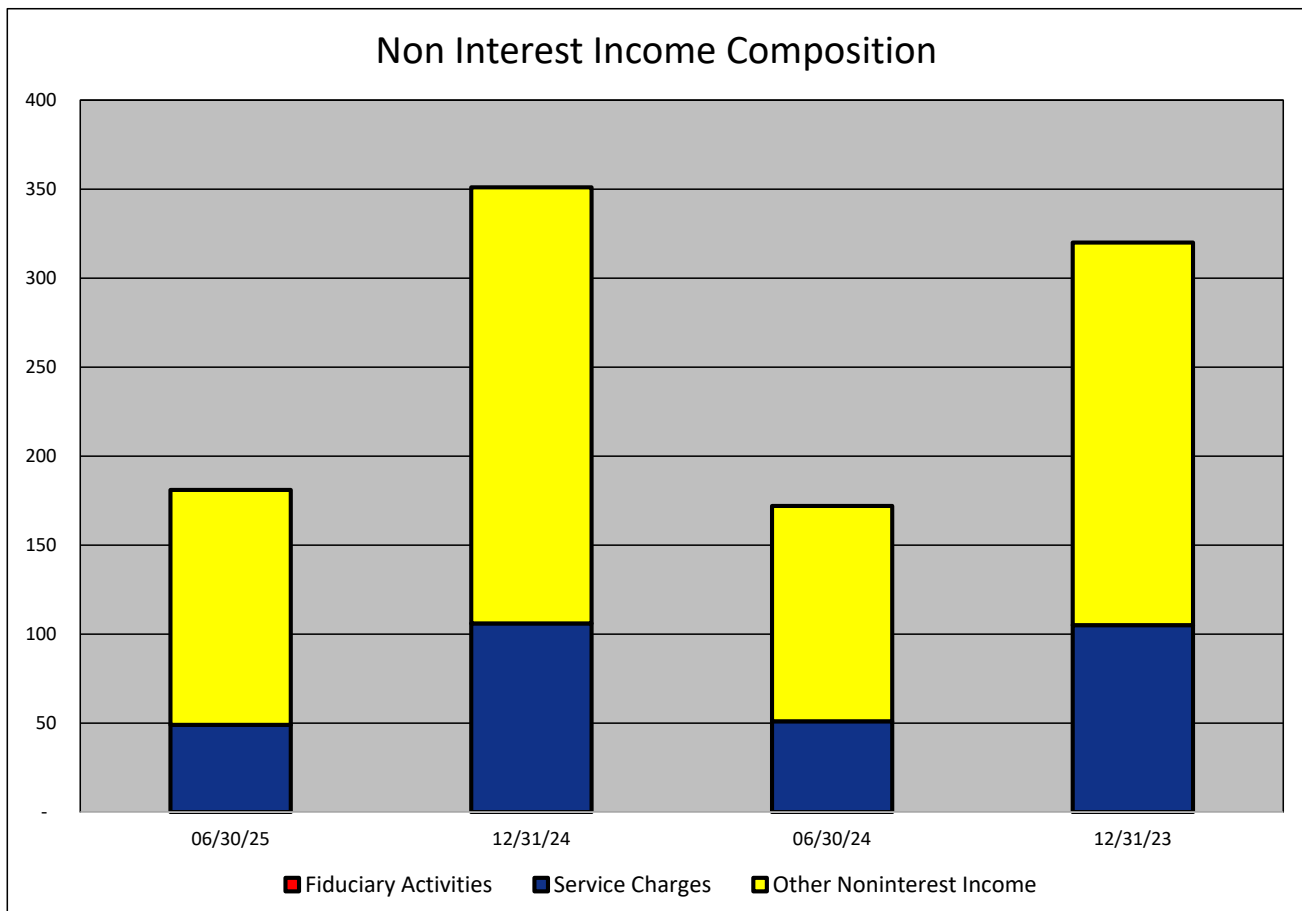


**NONINTEREST INCOME COMPOSITION- First Colony Bank of Florida**  
(Dollars in Thousands)

As of:	06/30/25	12/31/24	06/30/24	12/31/23	\$ Change 12 MTHS	% Change 12 MTHS
--------	----------	----------	----------	----------	----------------------	---------------------

**NONINTEREST INCOME CATEGORY**

Fiduciary Activities	-	-	-	-	-	NA
Service Charges	49	106	51	105	(2)	(3.92)
Other Noninterest Income	132	245	121	215	11	9.09
<b>Total Nonint. Income</b>	<b>181</b>	<b>351</b>	<b>172</b>	<b>320</b>	<b>9</b>	<b>5.23</b>

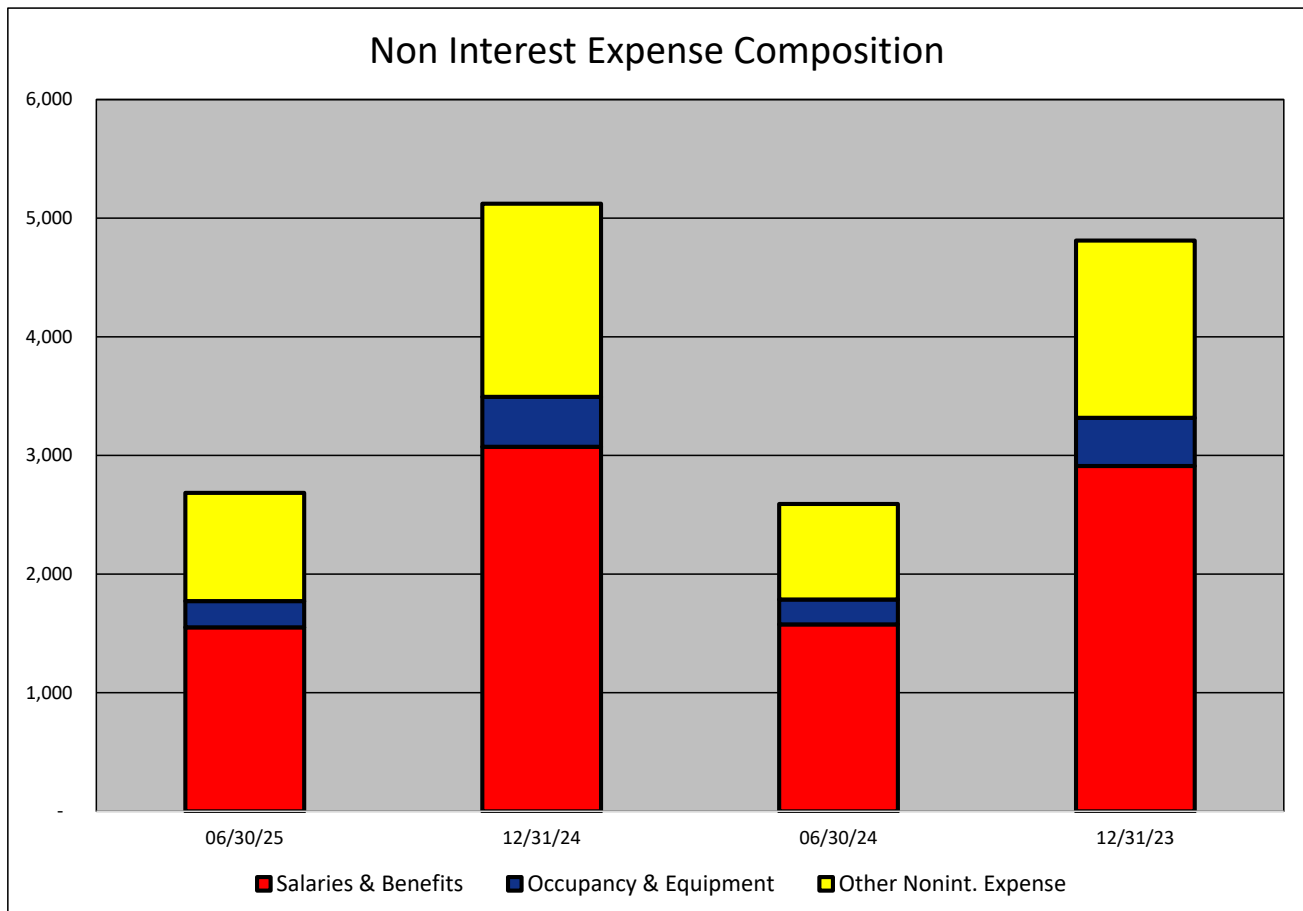


**NONINTEREST EXPENSE COMPOSITION- First Colony Bank of Florida**  
(Dollars in Thousands)

As of:	06/30/25	12/31/24	06/30/24	12/31/23	\$ Change 12 MTHS	% Change 12 MTHS
--------	----------	----------	----------	----------	----------------------	---------------------

**NONINTEREST EXPENSE CATEGORY**

Salaries & Benefits	1,551	3,073	1,576	2,911	(25)	(1.59)
Occupancy & Equipment	221	421	210	406	11	5.24
Other Nonint. Expense	912	1,628	805	1,494	107	13.29
Total Nonint. Expense	2,684	5,122	2,591	4,811	93	3.59



**PEER GROUP COMPARISONS REPORT**  
**Central Florida Group**

BALANCE SHEET

Institution name	Total Assets \$'000		% Change in Assets
	This Year	Last Year	
Southstate Bank, National Association	65,865,505	45,481,202	<b>44.82</b>
Cogent Bank	2,257,949	1,931,272	<b>16.92</b>
Sunrise Bank	596,332	529,750	<b>12.57</b>
Bank Of Central Florida	1,209,502	1,086,814	<b>11.29</b>
Heartland National Bank	784,649	713,354	<b>9.99</b>
First Bank	799,902	728,056	<b>9.87</b>
Mainstreet Community Bank Of Florida	885,289	807,304	<b>9.66</b>
Citizens First Bank	4,093,971	3,775,894	<b>8.42</b>
One Florida Bank	1,930,073	1,792,476	<b>7.68</b>
Crews Bank & Trust	2,268,996	2,160,584	<b>5.02</b>
Citizens Bank And Trust	1,393,816	1,338,732	<b>4.11</b>
Surety Bank	212,513	205,983	<b>3.17</b>
The First National Bank Of Mount Dora	373,180	363,329	<b>2.71</b>
Winter Park National Bank	794,955	793,742	<b>0.15</b>
United Southern Bank	848,555	865,954	<b>(2.01)</b>
Commerce Bank & Trust	168,736	173,127	<b>(2.54)</b>
Axiom Bank, National Association	828,635	852,029	<b>(2.75)</b>
First Colony Bank Of Florida	301,155	310,087	<b>(2.88)</b>
First National Bank Of Wauchula	85,353	90,555	<b>(5.74)</b>

<b>Select Peer Average</b>	<b>4,510,477</b>	<b>3,368,434</b>	<b>6.87</b>
----------------------------	------------------	------------------	-------------

**PEER GROUP COMPARISONS REPORT**  
**Central Florida Group**

BALANCE SHEET

Institution name	Total Loans \$'000		% Change in Loans
	This Year	Last Year	
Southstate Bank, National Association	47,586,232	33,334,571	42.75
One Florida Bank	1,567,932	1,317,792	18.98
The First National Bank Of Mount Dora	137,632	118,655	15.99
Cogent Bank	1,749,691	1,549,885	12.89
Citizens Bank And Trust	836,765	750,277	11.53
Surety Bank	85,494	77,326	10.56
First Bank	475,696	430,860	10.41
Mainstreet Community Bank Of Florida	614,648	557,175	10.32
Sunrise Bank	468,936	430,153	9.02
United Southern Bank	424,739	390,858	8.67
First Colony Bank Of Florida	205,376	191,168	7.43
Crews Bank & Trust	1,254,255	1,187,289	5.64
Citizens First Bank	1,349,032	1,279,595	5.43
Bank Of Central Florida	778,524	757,763	2.74
Commerce Bank & Trust	127,362	124,207	2.54
Heartland National Bank	156,312	155,345	0.62
Winter Park National Bank	456,732	454,470	0.50
First National Bank Of Wauchula	64,332	67,397	(4.55)
Axiom Bank, National Association	552,396	589,600	(6.31)

<b>Select Peer Average</b>	3,099,583	2,303,389	8.69
----------------------------	-----------	-----------	------

**PEER GROUP COMPARISONS REPORT**  
**Central Florida Group**

**CAPITAL RATIOS**  
**For the six months June 30, 2025**

Institution name	Equity/ Assets	Leverage Ratio	Tier 1 Risk- based Ratio	Risk based Capital Ratio	Common Equity Tier 1 Capital Ratio
Surety Bank	9.09	<b>13.37</b>	25.41	26.48	25.41
Citizens First Bank	11.33	<b>12.83</b>	19.88	20.82	19.88
First National Bank Of Wauchula	10.61	<b>11.68</b>	0.00	0.00	0.00
The First National Bank Of Mount Dora	8.78	<b>11.65</b>	15.55	16.40	15.55
Axiom Bank, National Association	11.06	<b>10.99</b>	14.64	15.89	14.64
Crews Bank & Trust	10.49	<b>10.49</b>	0.00	0.00	0.00
Commerce Bank & Trust	7.29	<b>10.26</b>	12.94	14.19	12.94
United Southern Bank	6.00	<b>10.21</b>	0.00	0.00	0.00
Southstate Bank, National Association	14.25	<b>10.16</b>	12.38	13.57	12.38
Heartland National Bank	9.15	<b>9.78</b>	30.05	31.20	30.05
One Florida Bank	9.06	<b>9.68</b>	10.41	11.16	10.41
Sunrise Bank	8.57	<b>9.65</b>	0.00	0.00	0.00
First Colony Bank Of Florida	8.17	<b>9.42</b>	12.19	13.44	12.19
First Bank	8.83	<b>9.12</b>	14.25	15.51	14.25
Mainstreet Community Bank Of Florida	7.86	<b>8.92</b>	0.00	0.00	0.00
Cogent Bank	8.67	<b>8.80</b>	10.60	11.65	10.60
Bank Of Central Florida	7.19	<b>8.27</b>	12.14	13.10	12.14
Citizens Bank And Trust	2.99	<b>7.65</b>	11.89	12.90	11.89
Winter Park National Bank	6.16	<b>7.23</b>	10.96	12.11	10.96

<b>Select Peer Average</b>	8.71	10.01	11.23	12.02	11.23
----------------------------	------	-------	-------	-------	-------

**PEER GROUP COMPARISONS REPORT**  
*Central Florida Group*

**BALANCE SHEET RATIOS**  
For the six months June 30, 2025

Institution name	Loans/ Deposits	Gross Loans/ Assets	Securities/ Assets
One Florida Bank	90.63	81.24	3.95
Sunrise Bank	89.63	78.64	14.56
Commerce Bank & Trust	89.17	75.48	14.36
Southstate Bank, National Association	87.80	72.25	12.26
First National Bank Of Wauchula	86.26	75.37	6.16
Cogent Bank	85.43	77.49	17.97
Axiom Bank, National Association	79.00	66.66	22.56
Mainstreet Community Bank Of Florida	75.95	69.43	18.70
First Colony Bank Of Florida	74.70	68.20	17.51
Bank Of Central Florida	69.96	64.37	17.70
First Bank	65.70	59.47	24.33
Citizens Bank And Trust	62.94	60.03	35.64
Crews Bank & Trust	62.18	55.28	29.02
Winter Park National Bank	61.75	57.45	25.20
United Southern Bank	53.85	50.05	36.48
Surety Bank	44.29	40.23	14.05
The First National Bank Of Mount Dora	40.86	36.88	52.60
Citizens First Bank	39.05	32.95	61.43
Heartland National Bank	22.81	19.92	45.61

<b>Select Peer Average</b>	67.47	60.07	24.74
----------------------------	-------	-------	-------



**PEER GROUP COMPARISONS REPORT**  
**Central Florida Group**

**PROFITABILITY RATIOS**  
**For the six months June 30, 2025**

Institution name	Avg Total Assets (\$000)	Return on Avg Assets	Return on Avg Equity
Surety Bank	195,221	<b>2.31</b>	23.25
First National Bank Of Wauchula	86,724	<b>1.91</b>	18.73
First Colony Bank Of Florida	299,742	<b>1.89</b>	22.93
Winter Park National Bank	813,023	<b>1.78</b>	31.41
Crews Bank & Trust	2,242,813	<b>1.66</b>	16.05
Cogent Bank	2,122,245	<b>1.63</b>	18.64
Heartland National Bank	758,100	<b>1.51</b>	16.67
First Bank	788,337	<b>1.40</b>	16.30
Bank Of Central Florida	1,200,831	<b>1.31</b>	18.93
Sunrise Bank	599,424	<b>1.18</b>	14.45
One Florida Bank	1,882,342	<b>1.16</b>	12.96
Citizens First Bank	4,196,551	<b>1.10</b>	10.60
United Southern Bank	880,557	<b>1.07</b>	20.48
Southstate Bank, National Association	65,038,650	<b>1.04</b>	8.21
Citizens Bank And Trust	1,456,760	<b>0.94</b>	40.23
Commerce Bank & Trust	174,027	<b>0.82</b>	12.26
The First National Bank Of Mount Dora	364,241	<b>0.64</b>	7.32
Mainstreet Community Bank Of Florida	874,568	<b>0.61</b>	7.91
Axiom Bank, National Association	845,067	<b>(0.18)</b>	(1.62)

<b>Select Peer Average</b>	4,464,170	1.25	16.62
----------------------------	-----------	------	-------

**PEER GROUP COMPARISONS REPORT**  
*Central Florida Group*

**PROFITABILITY RATIOS**  
For the six months June 30, 2025

Institution name	Noninterest Income/AA	Net Overhead Ratio	Efficiency Ratio	Assets (per million) per Employee
Winter Park National Bank	0.06	1.07	<b>39.37</b>	25.64
Heartland National Bank	0.27	1.10	<b>40.44</b>	13.77
First Colony Bank Of Florida	0.12	1.67	<b>46.20</b>	15.06
Southstate Bank, National Association	1.28	1.12	<b>49.77</b>	10.45
Citizens First Bank	0.56	1.10	<b>51.90</b>	10.16
Cogent Bank	0.68	1.97	<b>52.64</b>	9.25
Bank Of Central Florida	0.18	1.81	<b>53.42</b>	11.52
One Florida Bank	0.11	1.75	<b>53.81</b>	11.56
First Bank	0.56	1.83	<b>54.95</b>	7.55
Crews Bank & Trust	0.79	1.69	<b>57.65</b>	6.23
Surety Bank	3.67	0.19	<b>61.24</b>	5.74
Sunrise Bank	0.07	1.98	<b>61.43</b>	10.28
United Southern Bank	0.62	1.74	<b>61.90</b>	5.51
Mainstreet Community Bank Of Florida	0.61	2.00	<b>67.10</b>	8.60
First National Bank Of Wauchula	1.09	2.92	<b>67.66</b>	3.71
Citizens Bank And Trust	0.72	1.71	<b>67.93</b>	7.49
Commerce Bank & Trust	0.19	2.40	<b>73.66</b>	7.67
The First National Bank Of Mount Dora	2.48	1.89	<b>81.91</b>	4.44
Axiom Bank, National Association	1.01	3.92	<b>104.28</b>	5.68

<b>Select Peer Average</b>	0.79	1.78	60.38	9.49
----------------------------	------	------	-------	------

**PEER GROUP COMPARISONS REPORT**  
*Central Florida Group*

**ASSET QUALITY RATIOS**  
For the six months June 30, 2025

Institution name	Allowance/ Loans	Nonperf Loans/ Total Loans	Nonperf Assets/ Total Assets	Adjusted Texas Ratio
Bank Of Central Florida	1.00	0.00	<b>0.00</b>	0.03
First Bank	1.67	0.00	<b>0.00</b>	0.00
First Colony Bank Of Florida	1.53	0.00	<b>0.00</b>	0.00
Sunrise Bank	1.26	0.00	<b>0.00</b>	0.00
Heartland National Bank	1.70	0.12	<b>0.02</b>	0.25
Citizens First Bank	1.73	0.13	<b>0.04</b>	0.37
One Florida Bank	0.84	0.05	<b>0.04</b>	0.45
Crews Bank & Trust	1.89	0.09	<b>0.05</b>	0.43
The First National Bank Of Mount Dora	1.51	0.32	<b>0.12</b>	1.26
Cogent Bank	1.04	0.18	<b>0.14</b>	1.45
Surety Bank	1.30	0.34	<b>0.14</b>	1.44
United Southern Bank	2.18	0.38	<b>0.19</b>	2.66
Winter Park National Bank	1.28	0.56	<b>0.32</b>	4.71
Southstate Bank, National Association	1.31	0.63	<b>0.49</b>	4.19
Citizens Bank And Trust	1.08	0.87	<b>0.52</b>	14.43
Axiom Bank, National Association	1.42	0.82	<b>0.55</b>	4.60
First National Bank Of Wauchula	1.59	1.11	<b>0.84</b>	7.07
Mainstreet Community Bank Of Florida	1.23	1.31	<b>0.91</b>	10.46
Commerce Bank & Trust	1.43	1.84	<b>1.39</b>	16.58

<b>Select Peer Average</b>	1.42	0.46	0.30	3.70
----------------------------	------	------	------	------

**PEER GROUP COMPARISONS REPORT**  
*Central Florida Group*

**STATEMENT OF CONDITION (% OF ASSETS)**  
**For the six months June 30, 2025**

Institution name	Cash & Nointerest bearing Deps	Interest- bearing Bal	Fed Funds Sold & Repos	Held to Maturity Secs	Available for Sale Secs
Surety Bank	<b>22.85</b>	18.42	0.00	0.00	14.05
First National Bank Of Wauchula	<b>6.26</b>	7.97	0.00	0.00	6.16
First Bank	<b>1.95</b>	9.28	1.31	0.00	24.33
Commerce Bank & Trust	<b>1.54</b>	4.65	0.00	0.00	14.36
One Florida Bank	<b>1.27</b>	12.68	0.00	0.00	3.95
<b>First Colony Bank Of Florida</b>	<b>1.22</b>	<b>13.13</b>	<b>0.00</b>	<b>9.98</b>	<b>7.53</b>
Heartland National Bank	<b>1.21</b>	31.05	0.00	0.00	45.61
Mainstreet Community Bank Of Florida	<b>1.15</b>	1.49	4.97	0.00	18.70
Southstate Bank, National Association	<b>1.15</b>	4.11	0.01	3.26	9.00
Axiom Bank, National Association	<b>0.98</b>	6.45	0.00	0.00	22.56
Winter Park National Bank	<b>0.98</b>	14.70	0.00	17.85	7.35
United Southern Bank	<b>0.83</b>	8.03	0.00	0.75	35.74
Citizens First Bank	<b>0.75</b>	0.20	1.76	0.00	61.43
Crews Bank & Trust	<b>0.66</b>	14.22	0.00	19.65	9.37
The First National Bank Of Mount Dora	<b>0.54</b>	4.18	0.00	0.00	52.60
Bank Of Central Florida	<b>0.46</b>	14.71	0.00	0.00	17.70
Sunrise Bank	<b>0.46</b>	4.90	0.00	0.84	13.73
Cogent Bank	<b>0.24</b>	3.85	0.00	0.00	17.97
Citizens Bank And Trust	<b>0.23</b>	1.39	0.00	0.00	35.64

<b>Select Peer Average</b>	<b>2.35</b>	<b>9.23</b>	<b>0.42</b>	<b>2.75</b>	<b>21.99</b>
----------------------------	-------------	-------------	-------------	-------------	--------------

**PEER GROUP COMPARISONS REPORT**  
*Central Florida Group*

**STATEMENT OF CONDITION (% OF ASSETS)**  
For the six months June 30, 2025

Institution name	Net Loans & Leases	Premises & Fixed Assets	Total Real Estate Owned	Intangible Assets
One Florida Bank	80.55	0.49	0.00	0.00
Sunrise Bank	77.65	1.39	0.00	0.00
Cogent Bank	76.60	0.23	0.00	0.14
Commerce Bank & Trust	74.40	1.21	0.00	0.00
First National Bank Of Wauchula	74.17	1.51	0.00	0.00
Southstate Bank, National Association	70.82	1.59	0.04	5.49
Mainstreet Community Bank Of Florida	68.53	2.17	0.00	0.01
First Colony Bank Of Florida	67.15	0.34	0.00	0.00
Axiom Bank, National Association	64.08	1.38	0.00	0.05
Bank Of Central Florida	63.72	1.40	0.00	0.02
Citizens Bank And Trust	59.39	1.26	0.00	0.00
First Bank	58.48	1.88	0.00	0.00
Winter Park National Bank	56.72	0.38	0.00	0.00
Crews Bank & Trust	54.23	1.11	0.00	0.00
United Southern Bank	48.96	1.16	0.00	0.00
Surety Bank	39.71	1.18	0.00	0.00
The First National Bank Of Mount Dora	36.33	1.05	0.00	0.00
Citizens First Bank	32.16	1.41	0.00	0.46
Heartland National Bank	19.58	0.49	0.00	0.00

<b>Select Peer Average</b>	59.12	1.14	0.00	0.32
----------------------------	-------	------	------	------

**PEER GROUP COMPARISONS REPORT**  
**Central Florida Group**

**STATEMENT OF CONDITION (% OF TOTAL FUNDING SOURCES)**  
**For the six months June 30, 2025**

Institution name	Non Interest Bearing Deps	Interest Bearing Deps	Total Deps	Total Fed Funds & Repos	Other Borrowed Money
United Southern Bank	56.36	43.64	100.00	0.00	0.00
Surety Bank	43.73	56.27	100.00	0.00	0.00
The First National Bank Of Mount Dora	39.03	60.97	100.00	0.00	0.00
Axiom Bank, National Association	36.59	59.30	95.89	0.00	4.11
Crews Bank & Trust	36.09	63.74	99.84	0.16	0.00
First Bank	35.71	64.29	100.00	0.00	0.00
First Colony Bank Of Florida	33.25	66.75	100.00	0.00	0.00
Citizens Bank And Trust	32.46	66.79	99.26	0.74	0.00
First National Bank Of Wauchula	31.99	68.01	100.00	0.00	0.00
Mainstreet Community Bank Of Florida	30.98	69.02	100.00	0.00	0.00
Bank Of Central Florida	30.46	69.54	100.00	0.00	0.00
Cogent Bank	28.75	71.25	100.00	0.00	0.00
Commerce Bank & Trust	26.39	66.70	93.08	2.36	4.56
Southstate Bank, National Association	25.94	72.91	98.85	1.15	0.00
Heartland National Bank	24.15	72.80	96.95	3.05	0.00
Winter Park National Bank	23.61	75.84	99.45	0.55	0.00
One Florida Bank	21.74	77.40	99.14	0.00	0.86
Sunrise Bank	21.36	75.50	96.85	0.00	3.15
Citizens First Bank	15.85	80.17	96.02	3.98	0.00

<b>Select Peer Average</b>	31.29	67.42	98.70	0.63	0.67
----------------------------	-------	-------	-------	------	------

**PEER GROUP COMPARISONS REPORT**  
*Central Florida Group*

**YIELDS, COSTS & SPREADS - ASSET YIELDS**  
For the six months June 30, 2025

Institution name	Yield on Earning Assets	Cost of Funds	Net Interest Margin	Avg Earning Assets/AA
First National Bank Of Wauchula	6.79	2.38	<b>5.27</b>	91.72
Cogent Bank	6.64	3.49	<b>4.36</b>	99.30
First Bank	5.09	1.80	<b>3.98</b>	94.64
Southstate Bank, National Association	5.65	2.46	<b>3.94</b>	89.68
Axiom Bank, National Association	5.99	3.74	<b>3.87</b>	96.14
<b>First Colony Bank Of Florida</b>	<b>5.30</b>	<b>1.88</b>	<b>3.66</b>	<b>99.08</b>
Bank Of Central Florida	5.05	2.20	<b>3.64</b>	97.22
Surety Bank	5.55	2.62	<b>3.57</b>	70.20
Crews Bank & Trust	4.90	2.40	<b>3.51</b>	98.48
Mainstreet Community Bank Of Florida	5.17	2.60	<b>3.47</b>	94.56
Commerce Bank & Trust	5.13	2.83	<b>3.42</b>	95.79
One Florida Bank	5.74	3.32	<b>3.39</b>	98.60
Sunrise Bank	5.93	3.60	<b>3.33</b>	98.33
Heartland National Bank	4.80	2.19	<b>3.24</b>	96.22
United Southern Bank	4.10	1.28	<b>3.24</b>	98.18
Citizens Bank And Trust	4.35	2.27	<b>2.93</b>	96.77
Winter Park National Bank	4.87	2.72	<b>2.89</b>	97.52
The First National Bank Of Mount Dora	3.85	2.08	<b>2.69</b>	98.35
Citizens First Bank	4.14	1.73	<b>2.63</b>	97.58

<b>Select Peer Average</b>	5.21	2.50	3.80	95.18
----------------------------	------	------	------	-------