

Citizens Bank And Trust

Frostproof, FL

Established

5/13/1920

Florida Bank and Thrift Performance Report

Table of Contents

Title	Page
PEER GROUP POSITION	1
EXECUTIVE SUMMARY	2
SELECTED FINANCIAL DATA	3
SECURITIES COMPOSITION	4
LOAN PORTFOLIO COMPOSITION	5
LOAN PORTFOLIO QUALITY	6
DEPOSIT BASE COMPOSITION	7
INTEREST INCOME COMPOSITION	8
INTEREST EXPENSE COMPOSITION	9
NONINTEREST INCOME COMPOSITION	10
NONINTEREST EXPENSE COMPOSITION	11
PEER GROUP COMPARISONS REPORT	12-22

FLORIDA BANKING TEAM

Ted Hacker, Steve Kania, Robert Brink, David Ajvazi, Erica Hines, Sacha Widmaier, Anthony Hagbartsen, Madeline Bogumil, Phillip Berdeguer, Andrew Joyce, Meranda Joseph, Patricia Romero, Vanessa Hossler, Adam McCord, Allyson Wiitala, Jacob Ingram, Rachel Jean, Brendan Yosko, Martha Zubia, Stephanie Flores, Jacob Frantzen, Sander Ocasio, Brian Katz, Nicholas Singh, Raphael Houssou, Danny Jenarine, Kendall Lucas, Makenna Bader, Kimberly Berlow, Zaria Minard

Information contained herein was obtained from FIS is believed to be reliable however, accuracy is not guaranteed and all peer and state averages are simple averages.

PEER GROUP POSITION
For the
Central Florida Group

For the six months June 30, 2025

Institution name	Total Assets (\$000's)
Southstate Bank, National Association	65,865,505
Citizens First Bank	4,093,971
Crews Bank & Trust	2,268,996
Cogent Bank	2,257,949
One Florida Bank	1,930,073
Citizens Bank And Trust	1,393,816
Bank Of Central Florida	1,209,502
Mainstreet Community Bank Of Florida	885,289
United Southern Bank	848,555
Axiom Bank, National Association	828,635
First Bank	799,902
Winter Park National Bank	794,955
Heartland National Bank	784,649
Sunrise Bank	596,332
The First National Bank Of Mount Dora	373,180
First Colony Bank Of Florida	301,155
Surety Bank	212,513
Commerce Bank & Trust	168,736
First National Bank Of Wauchula	85,353

Institution name	Return on Avg Assets (%)
Surety Bank	2.31
First National Bank Of Wauchula	1.91
First Colony Bank Of Florida	1.89
Winter Park National Bank	1.78
Crews Bank & Trust	1.66
Cogent Bank	1.63
Heartland National Bank	1.51
First Bank	1.40
Bank Of Central Florida	1.31
Sunrise Bank	1.18
One Florida Bank	1.16
Citizens First Bank	1.10
United Southern Bank	1.07
Southstate Bank, National Association	1.04
Citizens Bank And Trust	0.94
Commerce Bank & Trust	0.82
The First National Bank Of Mount Dora	0.64
Mainstreet Community Bank Of Florida	0.61
Axiom Bank, National Association	(0.18)

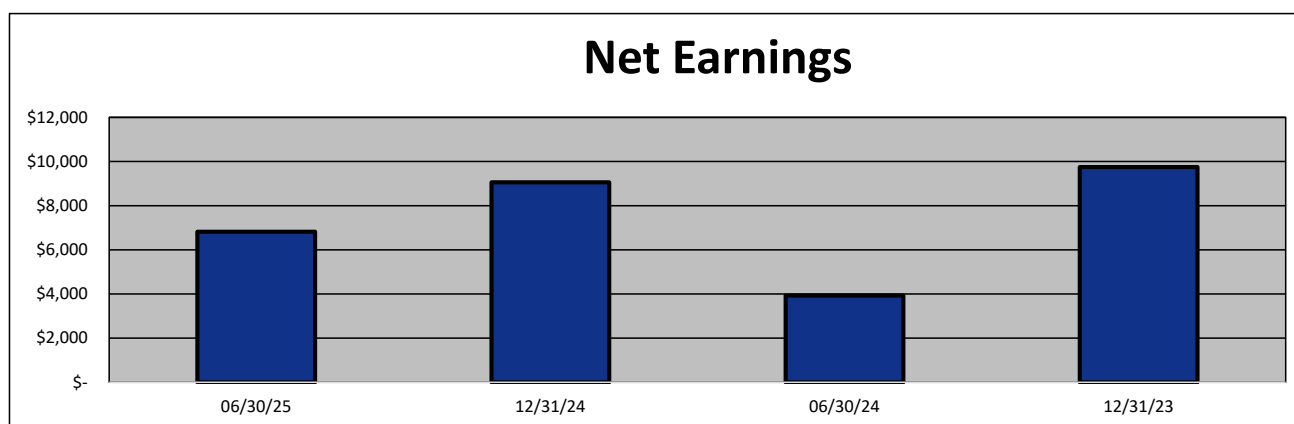
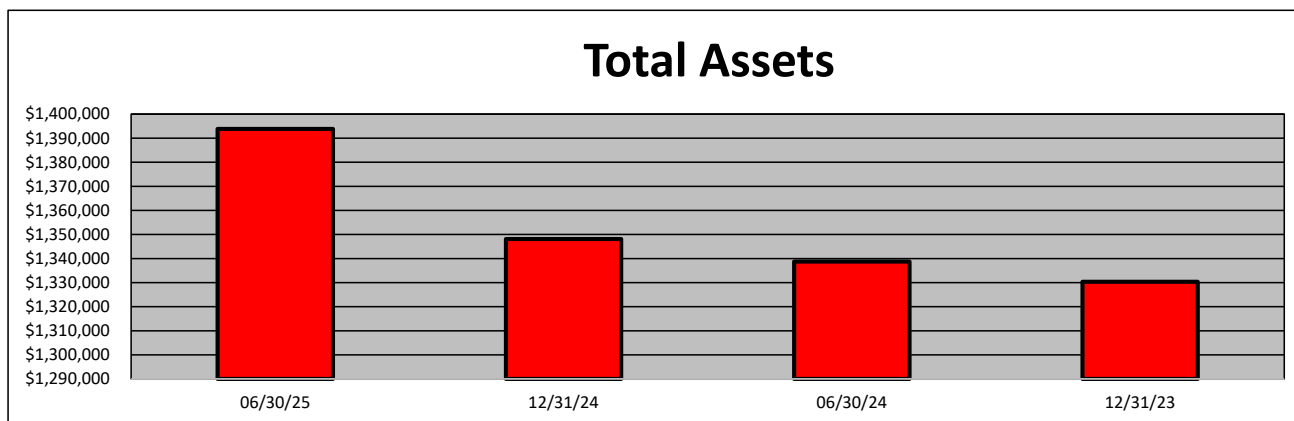
EXECUTIVE SUMMARY - Citizens Bank and Trust
(Percentage)

Period Ending	06/30/25	12/31/24	06/30/24	12/31/23	State Avg.	Peer Avg.
CAPITAL RATIOS						
Equity/Assets	2.99	1.80	1.13	1.24	10.68	8.71
Leverage Ratio	7.65	7.51	7.39	7.33	11.86	10.01
Tier 1 Cap/Risk Based Assets	11.89	12.08	11.96	12.09	14.47	11.23
Risk Based Ratio	12.90	13.02	12.88	13.01	15.30	12.02
Common Equity Tier 1 Capital Ratio	11.89	12.08	11.96	12.09	14.41	11.23
BALANCE SHEET RATIOS:						
Loan/Deposit Ratio	62.94	60.23	57.79	57.16	74.73	67.47
Loans/Assets	60.03	58.16	56.04	54.13	62.90	60.07
Securities/Assets	35.64	38.36	40.08	41.81	18.95	24.74
PROFITABILITY:						
Return on Avg Assets	0.94	0.64	0.55	0.70	0.71	1.25
Return on Avg Equity	40.23	43.06	51.91	144.82	10.92	16.62
Nonint Income/Avg Assets	0.72	0.69	0.69	0.68	0.80	0.79
Net Overhead Ratio	1.71	1.62	1.65	1.60	2.35	1.78
Efficiency Ratio	67.93	76.04	79.11	75.02	74.52	60.38
Assets (per million) per Employee	7.49	7.06	7.08	6.86	10.31	9.49
ASSET QUALITY:						
Allowance/Loans	1.08	1.03	1.02	1.04	1.29	1.42
Nonperforming Loans/Total Loans	0.87	1.61	1.64	1.97	0.48	0.46
Nonperforming Assets/Total Assets	0.52	0.93	0.92	1.06	0.33	0.30
Adjusted Texas Ratio	14.43	39.08	53.81	59.08	3.15	3.70
YIELDS & COSTS:						
Yield on earning assets	4.35	3.97	3.86	3.55	5.48	5.21
Cost of funds	2.27	2.53	2.49	1.85	2.84	2.50
Net interest margin	2.93	2.40	2.33	2.42	3.20	3.80
Avg Earning Assets/Avg Assets	96.77	96.78	96.73	96.60	95.80	95.18

SELECTED FINANCIAL DATA - Citizens Bank and Trust
(Dollars in Thousands)

As of:	06/30/25	12/31/24	06/30/24	12/31/23	\$ Change 12 MTHS	% Change 12 MTHS
Total Assets	1,393,816	1,348,118	1,338,732	1,330,358	55,084	4.11
Cash and Equivalents	22,685	14,923	18,145	21,146	4,540	25.02
Securities	496,822	517,154	536,625	556,206	(39,803)	(7.42)
Loans, net	836,765	784,055	750,277	720,113	86,488	11.53
Deposit Accounts	1,329,560	1,301,832	1,298,300	1,259,737	31,260	2.41
Fed Funds & Repos	9,965	9,972	9,207	15,009	758	8.23
Total Equity	41,622	24,207	15,143	16,490	26,479	174.86

Period Ending	06/30/25	12/31/24	06/30/24	12/31/23	\$ Change 12 MTHS	% Change 12 MTHS
Net Earnings	6,817	9,059	3,926	9,750	2,891	73.64
Interest Income	30,687	54,840	26,489	47,713	4,198	15.85
Interest Expense	10,038	21,675	10,540	15,242	(502)	(4.76)
Net Interest Income	20,649	33,165	15,949	32,471	4,700	29.47
Credit Loss Expense	1,135	1,082	367	824	768	209.26
Noninterest income	5,244	9,894	4,888	9,408	356	7.28
Gain on Sale of Securities	-	4	4	235	(4)	(100.00)
Noninterest Expense	17,716	33,010	16,611	31,656	1,105	6.65
Net Operating Income	7,042	8,967	3,859	9,399	3,183	82.48
Income Taxes	-	-	-	-	-	NA

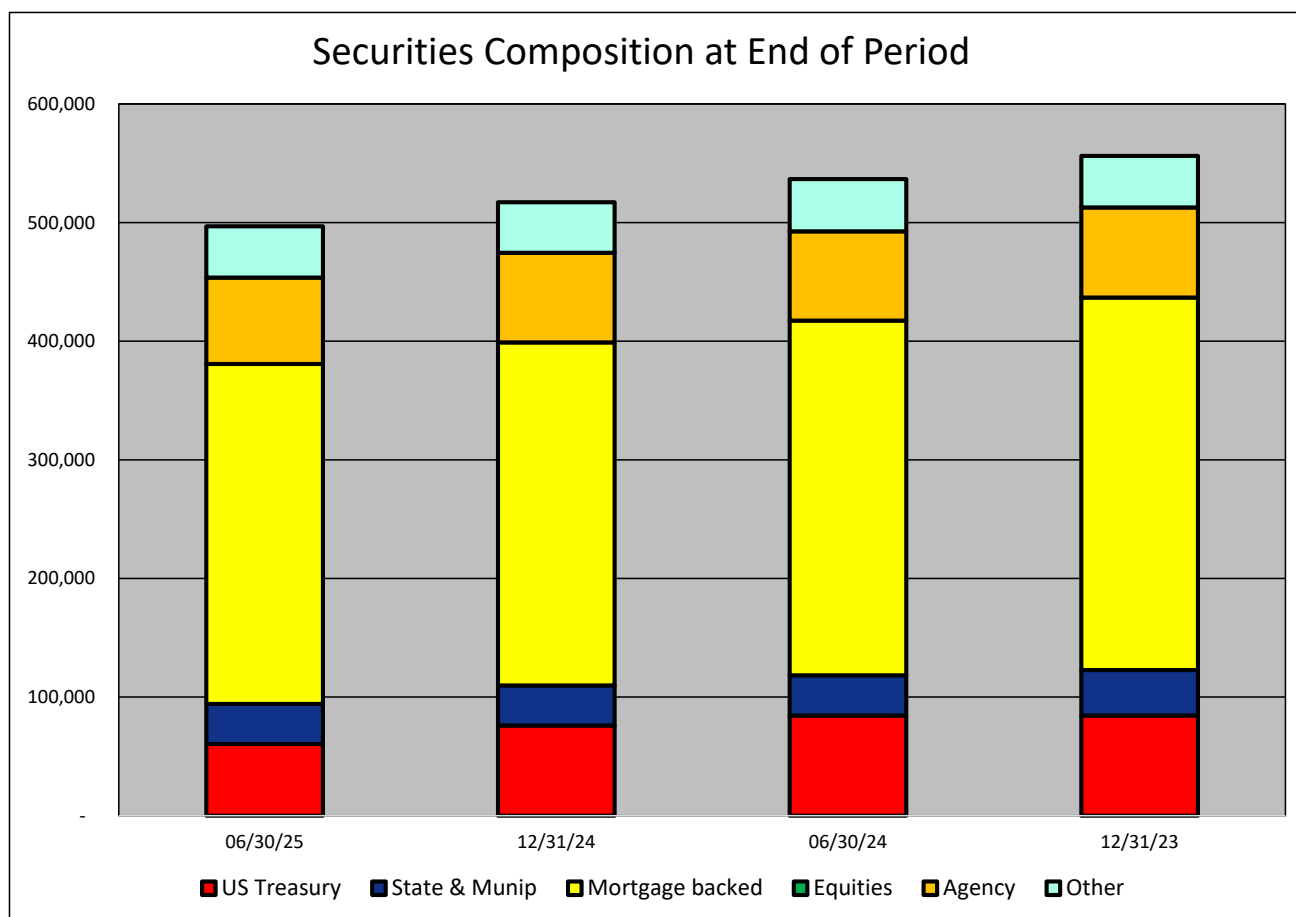


SECURITIES COMPOSITION - Citizens Bank and Trust
(Dollars in Thousands)

As of:	06/30/25	12/31/24	06/30/24	12/31/23	\$ Change 12 MTHS	% Change 12 MTHS
--------	----------	----------	----------	----------	----------------------	---------------------

SECURITIES CATEGORY:

US Treasury	60,432	76,029	84,454	84,458	(24,022)	(28.44)
State & Munip	33,831	33,768	33,910	38,356	(79)	(0.23)
Mortgage backed	286,576	289,176	299,028	313,939	(12,452)	(4.16)
Equities	-	-	-	-	-	NA
Agency	72,736	75,563	75,223	75,944	(2,487)	(3.31)
Other	43,247	42,618	44,010	43,509	(763)	(1.73)
Total Securities	496,822	517,154	536,625	556,206	(39,803)	(7.42)

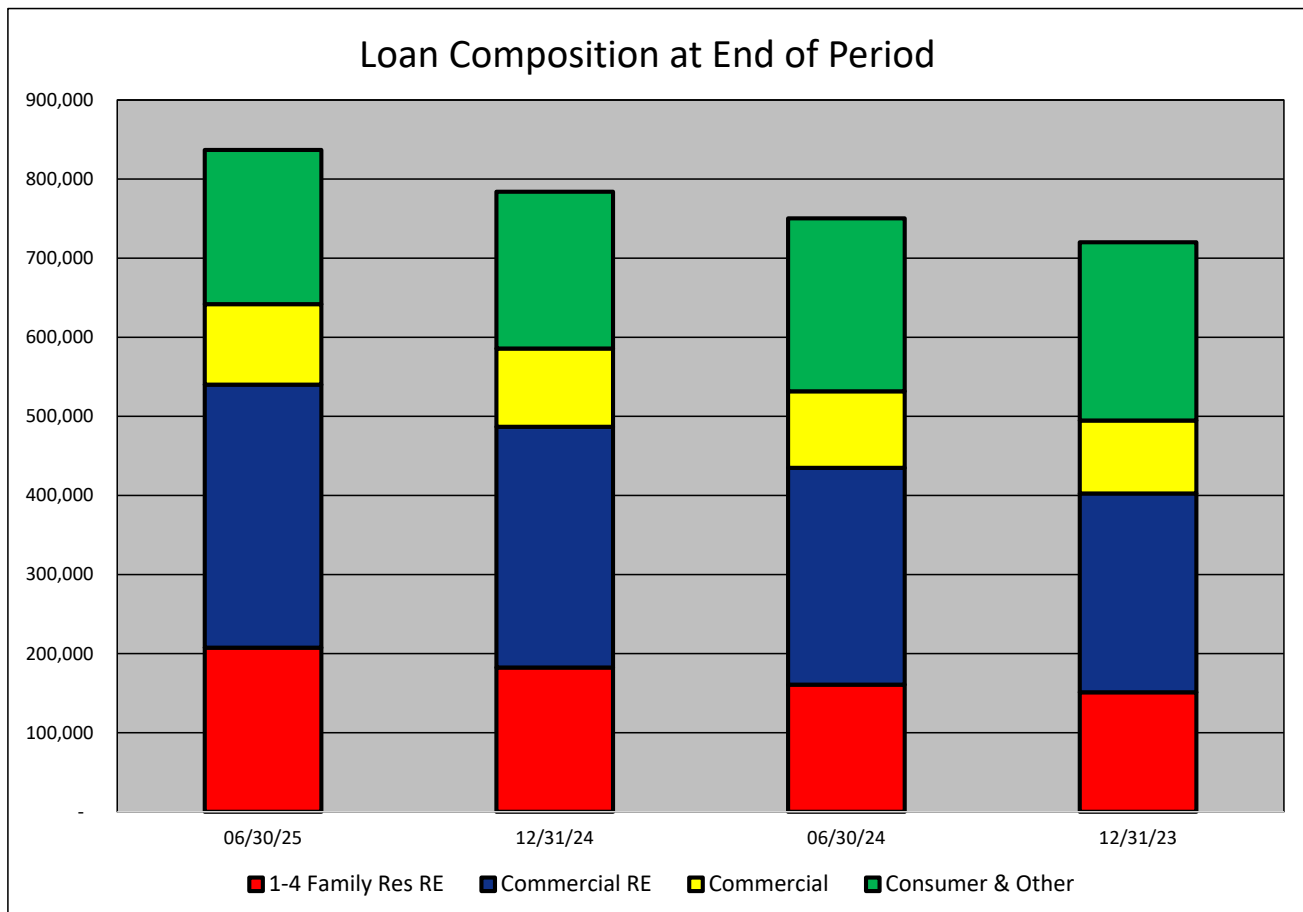


LOAN PORTFOLIO COMPOSITION - Citizens Bank and Trust
(Dollars in Thousands)

As of:	06/30/25	12/31/24	06/30/24	12/31/23	\$ Change 12 MTHS	% Change 12 MTHS
--------	----------	----------	----------	----------	----------------------	---------------------

LOAN CATEGORY:

1-4 Family Res RE	207,532	182,472	160,792	151,041	46,740	29.07
Commercial RE	332,504	304,278	274,178	251,493	58,326	21.27
Commercial	101,853	98,993	96,704	92,227	5,149	5.32
Consumer & Other	194,876	198,312	218,603	225,352	(23,727)	(10.85)
Loans, Net	836,765	784,055	750,277	720,113	86,488	11.53



LOAN PORTFOLIO QUALITY - Citizens Bank and Trust
(Dollars in Thousands)

As of:	06/30/25	12/31/24	06/30/24	12/31/23	\$ Change 12 MTHS	% Change 12 MTHS
--------	----------	----------	----------	----------	----------------------	---------------------

ALLOWANCE FOR CREDIT LOSSES (LOANS):

Beginning Balance	8,040	7,490	7,490	6,798	550	7.34
Total Recoveries	131	178	96	133	35	36.46
Total Charge-offs	269	710	284	265	(15)	(5.28)
Credit Loss Expense	1,135	1,082	367	824	768	209.26
Writedown Transfer Loans HFS	-	-	-	-	-	NA
Adjustments	-	-	-	-	-	NA
Ending Balance	9,037	8,040	7,669	7,490	1,368	17.84

NON-PERFORMING ASSETS:

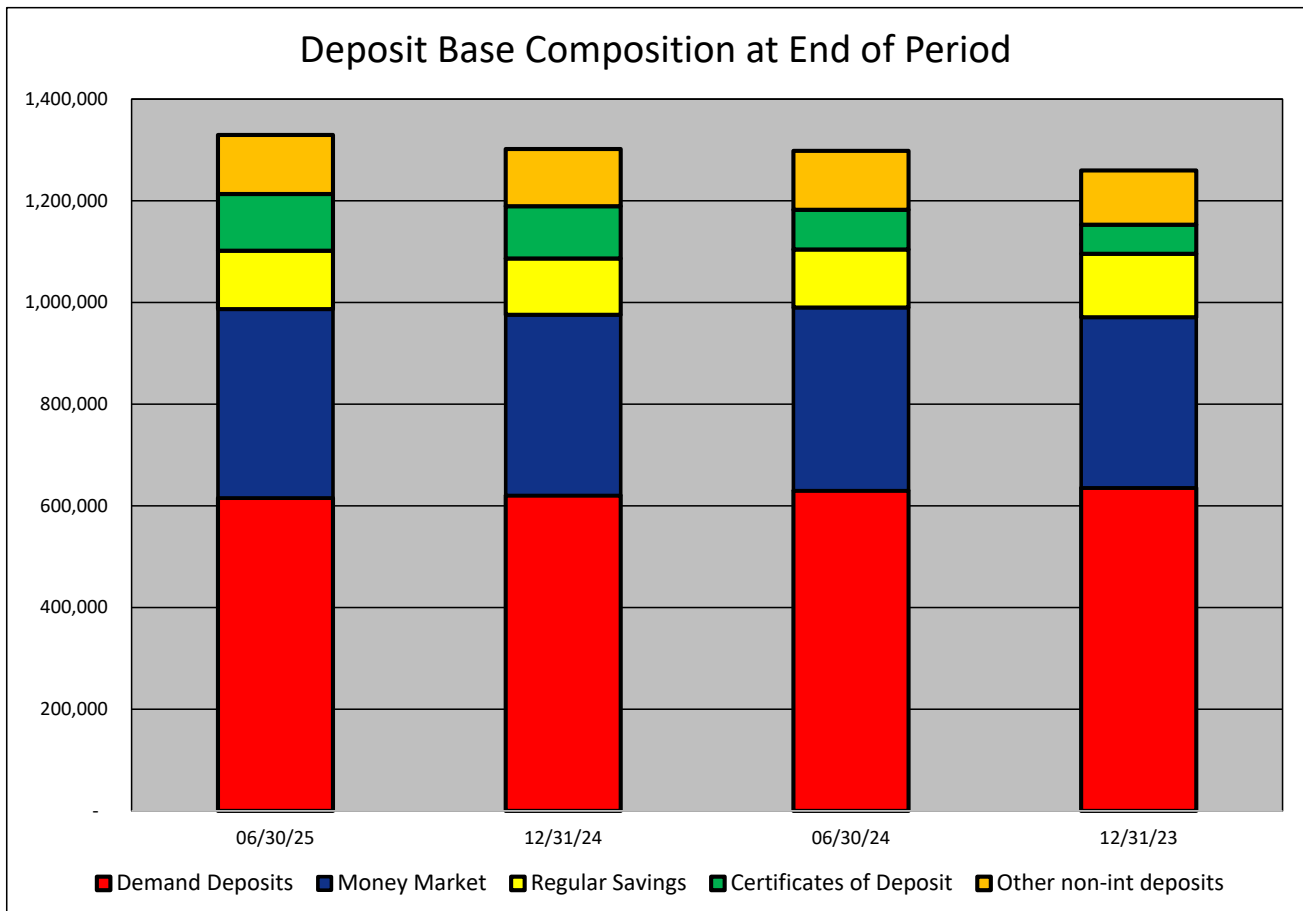
Total-90+ Days Past Due	-	-	-	-	-	NA
Total-Nonaccrual	7,310	12,603	12,276	14,161	(4,966)	(40.45)
Foreclosed Real Estate	-	-	-	-	-	NA
Total Non-perf Assets	7,310	12,603	12,276	14,161	(4,966)	(40.45)

DEPOSIT BASE COMPOSITION - Citizens Bank and Trust
(Dollars in Thousands)

As of:	06/30/25	12/31/24	06/30/24	12/31/23	\$ Change 12 MTHS	% Change 12 MTHS
--------	----------	----------	----------	----------	----------------------	---------------------

DEPOSIT BASE CATEGORY:

Demand Deposits	615,477	620,440	629,877	635,293	(14,400)	(2.29)
Money Market	371,401	355,460	360,099	335,679	11,302	3.14
Regular Savings	114,940	110,658	114,383	124,937	557	0.49
Certificates of Deposit	111,636	102,761	78,075	57,076	33,561	42.99
Other non-int deposits	116,106	112,513	115,866	106,752	240	0.21
Total Deposits	1,329,560	1,301,832	1,298,300	1,259,737	31,260	2.41

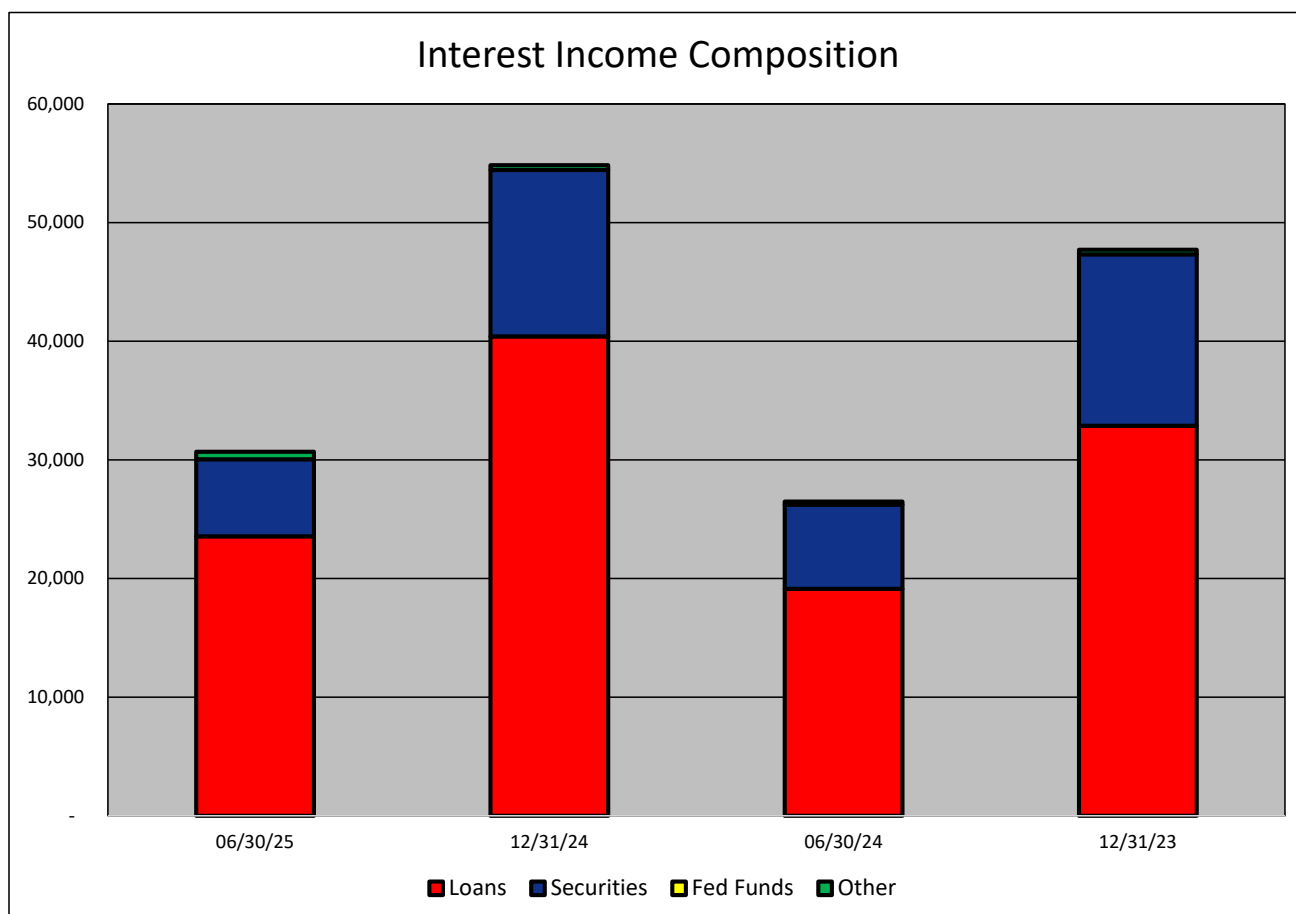


INTEREST INCOME COMPOSITION- Citizens Bank and Trust
(Dollars in Thousands)

As of:	06/30/25	12/31/24	06/30/24	12/31/23	\$ Change 12 MTHS	% Change 12 MTHS
--------	----------	----------	----------	----------	----------------------	---------------------

INTEREST INCOME CATEGORY

Loans	23,554	40,405	19,129	32,875	4,425	23.13
Securities	6,496	14,028	7,096	14,456	(600)	(8.46)
Fed Funds	-	-	-	-	-	NA
Other	637	407	264	382	373	141.29
Total Int Income	30,687	54,840	26,489	47,713	4,198	15.85

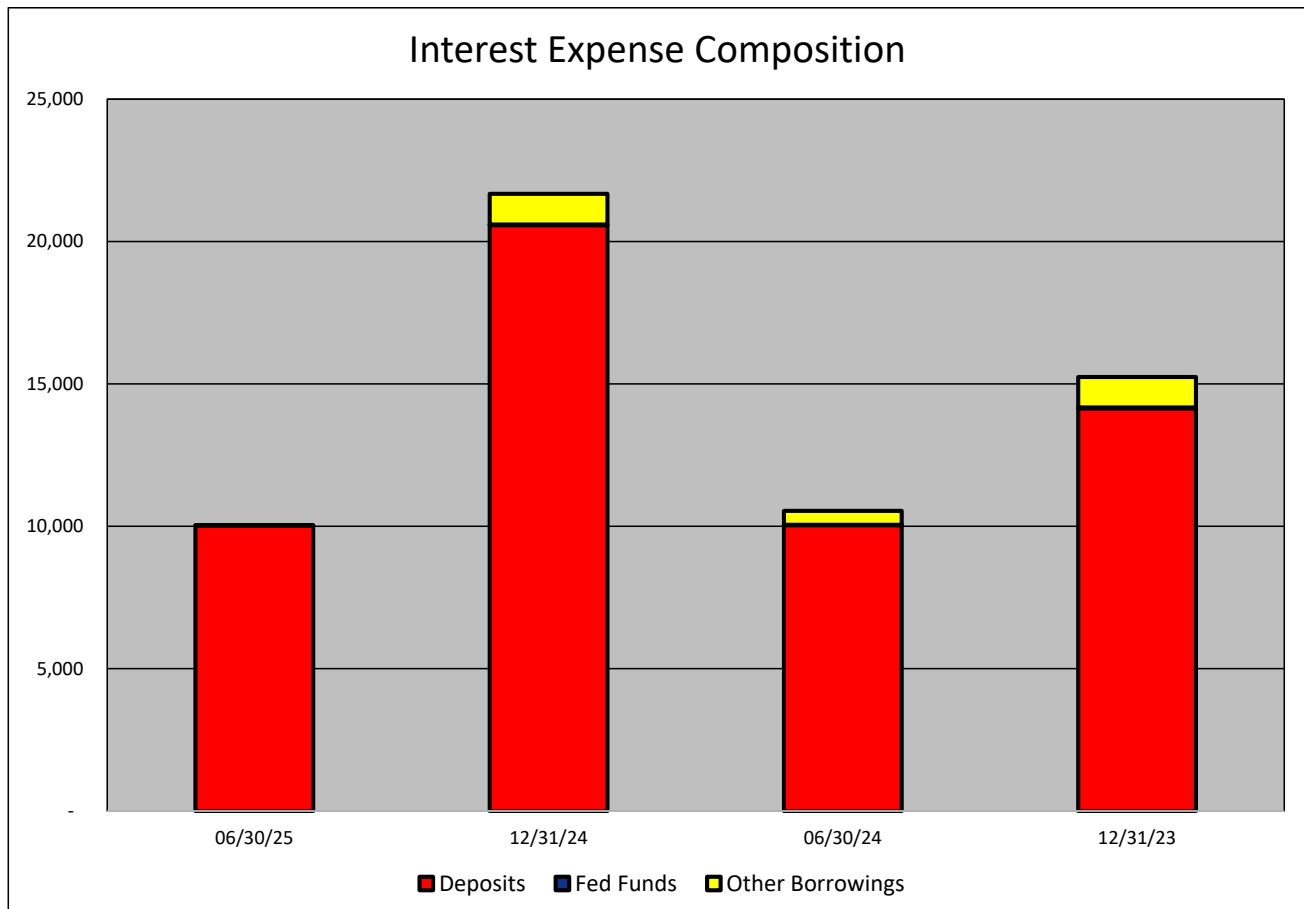


INTEREST EXPENSE COMPOSITION- Citizens Bank and Trust
(Dollars in Thousands)

As of:	06/30/25	12/31/24	06/30/24	12/31/23	\$ Change 12 MTHS	% Change 12 MTHS
--------	----------	----------	----------	----------	----------------------	---------------------

INTEREST EXPENSE CATEGORY

Deposits	10,020	20,578	10,039	14,144	(19)	(0.19)
Fed Funds	8	22	13	31	(5)	(38.46)
Other Borrowings	10	1,075	488	1,067	(478)	(97.95)
Total Int Expense	10,038	21,675	10,540	15,242	(502)	(4.76)

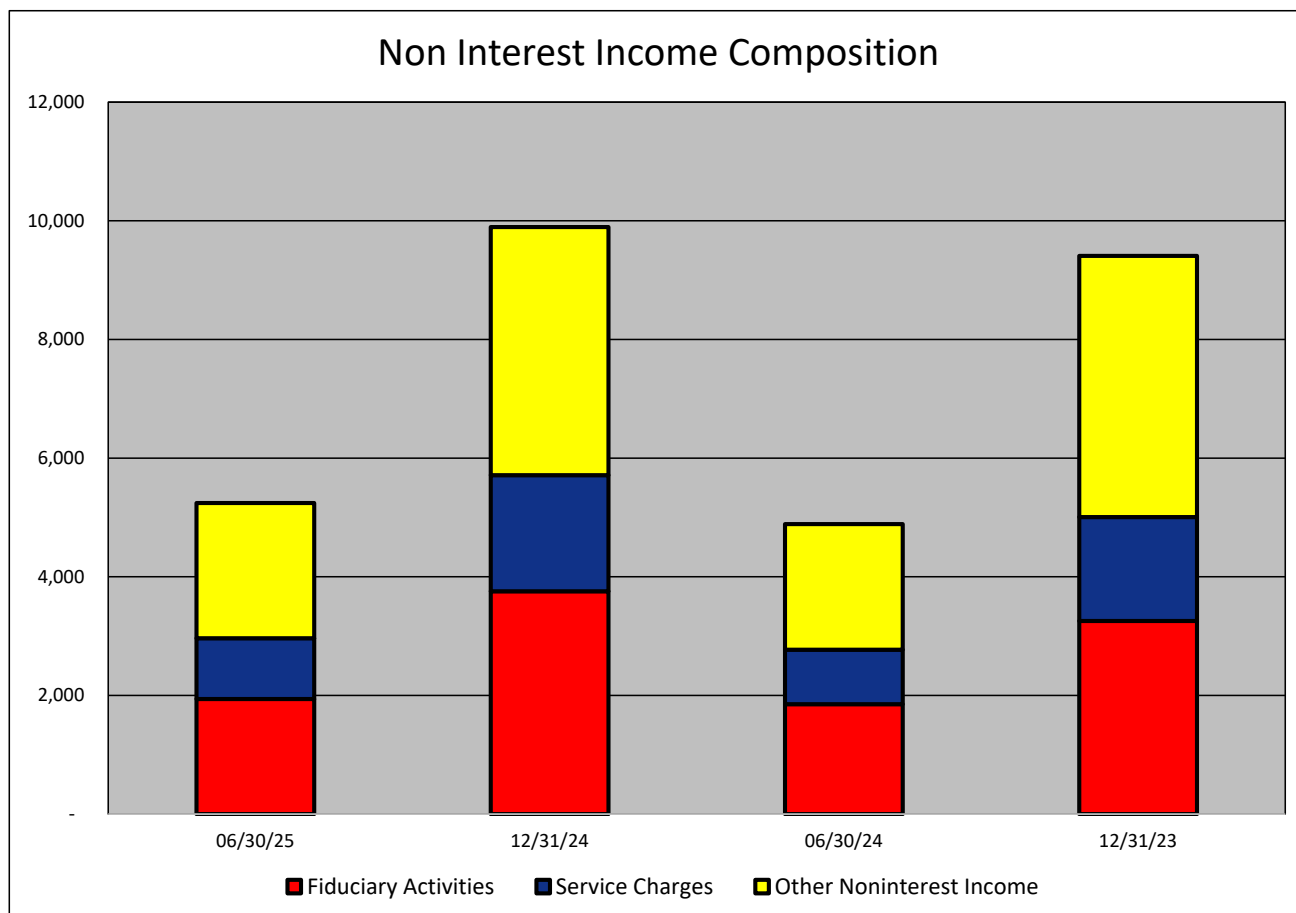


NONINTEREST INCOME COMPOSITION- Citizens Bank and Trust
(Dollars in Thousands)

As of:	06/30/25	12/31/24	06/30/24	12/31/23	\$ Change 12 MTHS	% Change 12 MTHS
--------	----------	----------	----------	----------	----------------------	---------------------

NONINTEREST INCOME CATEGORY

Fiduciary Activities	1,939	3,755	1,853	3,254	86	4.64
Service Charges	1,024	1,957	917	1,753	107	11.67
Other Noninterest Income	2,281	4,182	2,118	4,401	163	7.70
Total Nonint. Income	5,244	9,894	4,888	9,408	356	7.28

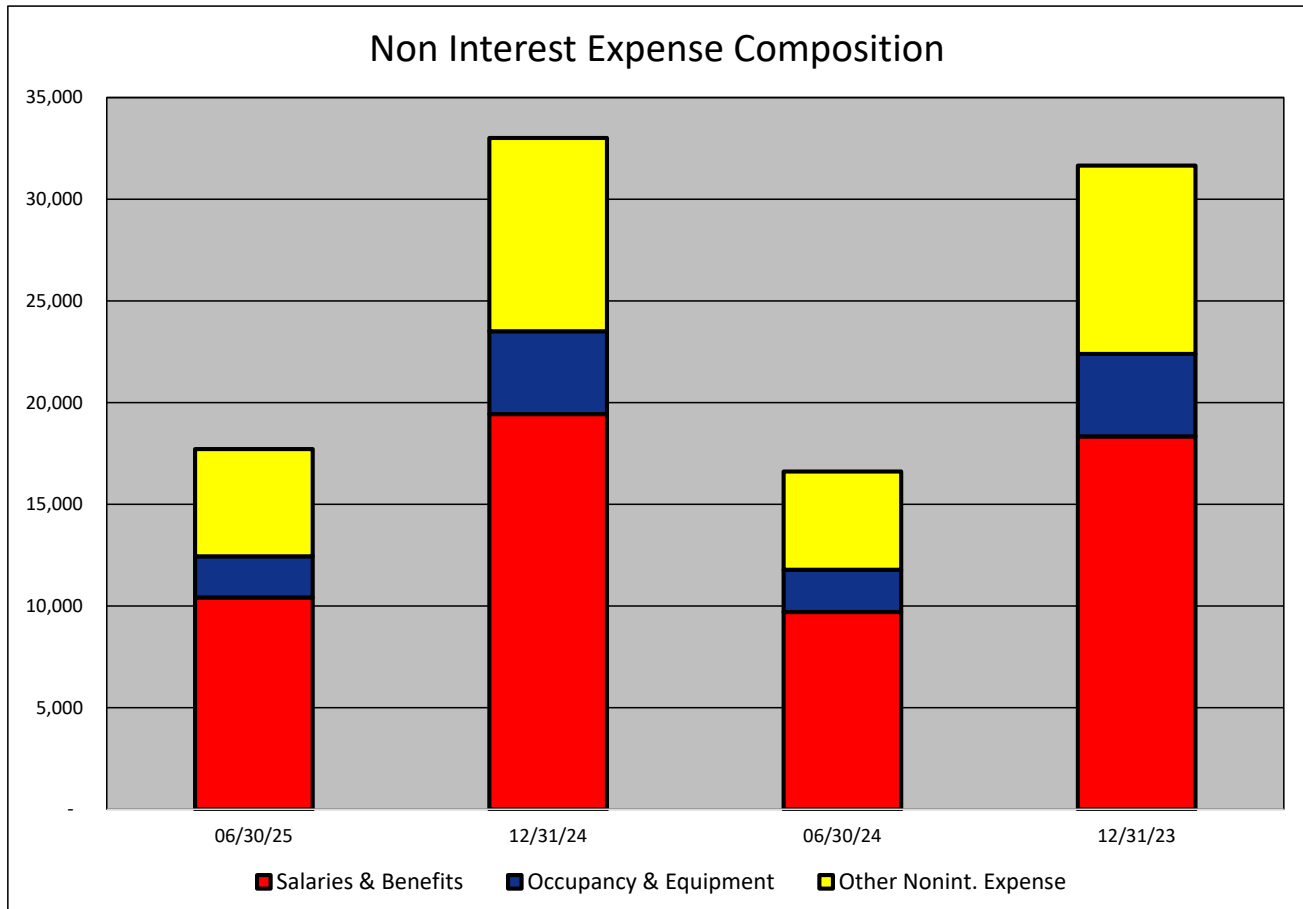


NONINTEREST EXPENSE COMPOSITION- Citizens Bank and Trust
(Dollars in Thousands)

As of:	06/30/25	12/31/24	06/30/24	12/31/23	\$ Change 12 MTHS	% Change 12 MTHS
--------	----------	----------	----------	----------	----------------------	---------------------

NONINTEREST EXPENSE CATEGORY

Salaries & Benefits	10,414	19,434	9,702	18,335	712	7.34
Occupancy & Equipment	2,026	4,075	2,076	4,055	(50)	(2.41)
Other Nonint. Expense	5,276	9,501	4,833	9,266	443	9.17
Total Nonint. Expense	17,716	33,010	16,611	31,656	1,105	6.65



PEER GROUP COMPARISONS REPORT
Central Florida Group

BALANCE SHEET

Institution name	Total Assets \$000		% Change in Assets
	This Year	Last Year	
Southstate Bank, National Association	65,865,505	45,481,202	44.82
Cogent Bank	2,257,949	1,931,272	16.92
Sunrise Bank	596,332	529,750	12.57
Bank Of Central Florida	1,209,502	1,086,814	11.29
Heartland National Bank	784,649	713,354	9.99
First Bank	799,902	728,056	9.87
Mainstreet Community Bank Of Florida	885,289	807,304	9.66
Citizens First Bank	4,093,971	3,775,894	8.42
One Florida Bank	1,930,073	1,792,476	7.68
Crews Bank & Trust	2,268,996	2,160,584	5.02
Citizens Bank And Trust	1,393,816	1,338,732	4.11
Surety Bank	212,513	205,983	3.17
The First National Bank Of Mount Dora	373,180	363,329	2.71
Winter Park National Bank	794,955	793,742	0.15
United Southern Bank	848,555	865,954	(2.01)
Commerce Bank & Trust	168,736	173,127	(2.54)
Axiom Bank, National Association	828,635	852,029	(2.75)
First Colony Bank Of Florida	301,155	310,087	(2.88)
First National Bank Of Wauchula	85,353	90,555	(5.74)

Select Peer Average	4,510,477	3,368,434	6.87
----------------------------	------------------	------------------	-------------

PEER GROUP COMPARISONS REPORT
Central Florida Group

BALANCE SHEET

Institution name	Total Loans \$'000		% Change in Loans
	This Year	Last Year	
Southstate Bank, National Association	47,586,232	33,334,571	42.75
One Florida Bank	1,567,932	1,317,792	18.98
The First National Bank Of Mount Dora	137,632	118,655	15.99
Cogent Bank	1,749,691	1,549,885	12.89
Citizens Bank And Trust	836,765	750,277	11.53
Surety Bank	85,494	77,326	10.56
First Bank	475,696	430,860	10.41
Mainstreet Community Bank Of Florida	614,648	557,175	10.32
Sunrise Bank	468,936	430,153	9.02
United Southern Bank	424,739	390,858	8.67
First Colony Bank Of Florida	205,376	191,168	7.43
Crews Bank & Trust	1,254,255	1,187,289	5.64
Citizens First Bank	1,349,032	1,279,595	5.43
Bank Of Central Florida	778,524	757,763	2.74
Commerce Bank & Trust	127,362	124,207	2.54
Heartland National Bank	156,312	155,345	0.62
Winter Park National Bank	456,732	454,470	0.50
First National Bank Of Wauchula	64,332	67,397	(4.55)
Axiom Bank, National Association	552,396	589,600	(6.31)

Select Peer Average	3,099,583	2,303,389	8.69
----------------------------	------------------	------------------	-------------

PEER GROUP COMPARISONS REPORT
Central Florida Group

CAPITAL RATIOS
For the six months June 30, 2025

Institution name	Equity/ Assets	Leverage Ratio	Tier 1 Risk- based Ratio	Risk based Capital Ratio	Common Equity Tier 1 Capital Ratio
Surety Bank	9.09	13.37	25.41	26.48	25.41
Citizens First Bank	11.33	12.83	19.88	20.82	19.88
First National Bank Of Wauchula	10.61	11.68	0.00	0.00	0.00
The First National Bank Of Mount Dora	8.78	11.65	15.55	16.40	15.55
Axiom Bank, National Association	11.06	10.99	14.64	15.89	14.64
Crews Bank & Trust	10.49	10.49	0.00	0.00	0.00
Commerce Bank & Trust	7.29	10.26	12.94	14.19	12.94
United Southern Bank	6.00	10.21	0.00	0.00	0.00
Southstate Bank, National Association	14.25	10.16	12.38	13.57	12.38
Heartland National Bank	9.15	9.78	30.05	31.20	30.05
One Florida Bank	9.06	9.68	10.41	11.16	10.41
Sunrise Bank	8.57	9.65	0.00	0.00	0.00
First Colony Bank Of Florida	8.17	9.42	12.19	13.44	12.19
First Bank	8.83	9.12	14.25	15.51	14.25
Mainstreet Community Bank Of Florida	7.86	8.92	0.00	0.00	0.00
Cogent Bank	8.67	8.80	10.60	11.65	10.60
Bank Of Central Florida	7.19	8.27	12.14	13.10	12.14
Citizens Bank And Trust	2.99	7.65	11.89	12.90	11.89
Winter Park National Bank	6.16	7.23	10.96	12.11	10.96

Select Peer Average	8.71	10.01	11.23	12.02	11.23
----------------------------	------	-------	-------	-------	-------

PEER GROUP COMPARISONS REPORT
Central Florida Group

BALANCE SHEET RATIOS
For the six months June 30, 2025

Institution name	Loans/ Deposits	Gross Loans/ Assets	Securities/ Assets
One Florida Bank	90.63	81.24	3.95
Sunrise Bank	89.63	78.64	14.56
Commerce Bank & Trust	89.17	75.48	14.36
Southstate Bank, National Association	87.80	72.25	12.26
First National Bank Of Wauchula	86.26	75.37	6.16
Cogent Bank	85.43	77.49	17.97
Axiom Bank, National Association	79.00	66.66	22.56
Mainstreet Community Bank Of Florida	75.95	69.43	18.70
First Colony Bank Of Florida	74.70	68.20	17.51
Bank Of Central Florida	69.96	64.37	17.70
First Bank	65.70	59.47	24.33
Citizens Bank And Trust	62.94	60.03	35.64
Crews Bank & Trust	62.18	55.28	29.02
Winter Park National Bank	61.75	57.45	25.20
United Southern Bank	53.85	50.05	36.48
Surety Bank	44.29	40.23	14.05
The First National Bank Of Mount Dora	40.86	36.88	52.60
Citizens First Bank	39.05	32.95	61.43
Heartland National Bank	22.81	19.92	45.61

Select Peer Average	67.47	60.07	24.74
----------------------------	-------	-------	-------

PEER GROUP COMPARISONS REPORT
Central Florida Group

PROFITABILITY RATIOS
For the six months June 30, 2025

Institution name	Avg Total Assets (\$000)	Return on Avg Assets	Return on Avg Equity
Surety Bank	195,221	2.31	23.25
First National Bank Of Wauchula	86,724	1.91	18.73
First Colony Bank Of Florida	299,742	1.89	22.93
Winter Park National Bank	813,023	1.78	31.41
Crews Bank & Trust	2,242,813	1.66	16.05
Cogent Bank	2,122,245	1.63	18.64
Heartland National Bank	758,100	1.51	16.67
First Bank	788,337	1.40	16.30
Bank Of Central Florida	1,200,831	1.31	18.93
Sunrise Bank	599,424	1.18	14.45
One Florida Bank	1,882,342	1.16	12.96
Citizens First Bank	4,196,551	1.10	10.60
United Southern Bank	880,557	1.07	20.48
Southstate Bank, National Association	65,038,650	1.04	8.21
Citizens Bank And Trust	1,456,760	0.94	40.23
Commerce Bank & Trust	174,027	0.82	12.26
The First National Bank Of Mount Dora	364,241	0.64	7.32
Mainstreet Community Bank Of Florida	874,568	0.61	7.91
Axiom Bank, National Association	845,067	(0.18)	(1.62)

Select Peer Average	4,464,170	1.25	16.62
----------------------------	-----------	------	-------

PEER GROUP COMPARISONS REPORT
Central Florida Group

PROFITABILITY RATIOS
For the six months June 30, 2025

Institution name	Noninterest Income/AA	Net Overhead Ratio	Efficiency Ratio	Assets (per million) per Employee
Winter Park National Bank	0.06	1.07	39.37	25.64
Heartland National Bank	0.27	1.10	40.44	13.77
First Colony Bank Of Florida	0.12	1.67	46.20	15.06
Southstate Bank, National Association	1.28	1.12	49.77	10.45
Citizens First Bank	0.56	1.10	51.90	10.16
Cogent Bank	0.68	1.97	52.64	9.25
Bank Of Central Florida	0.18	1.81	53.42	11.52
One Florida Bank	0.11	1.75	53.81	11.56
First Bank	0.56	1.83	54.95	7.55
Crews Bank & Trust	0.79	1.69	57.65	6.23
Surety Bank	3.67	0.19	61.24	5.74
Sunrise Bank	0.07	1.98	61.43	10.28
United Southern Bank	0.62	1.74	61.90	5.51
Mainstreet Community Bank Of Florida	0.61	2.00	67.10	8.60
First National Bank Of Wauchula	1.09	2.92	67.66	3.71
Citizens Bank And Trust	0.72	1.71	67.93	7.49
Commerce Bank & Trust	0.19	2.40	73.66	7.67
The First National Bank Of Mount Dora	2.48	1.89	81.91	4.44
Axiom Bank, National Association	1.01	3.92	104.28	5.68

Select Peer Average	0.79	1.78	60.38	9.49
----------------------------	------	------	-------	------

PEER GROUP COMPARISONS REPORT
Central Florida Group

ASSET QUALITY RATIOS
For the six months June 30, 2025

Institution name	Allowance/ Loans	Nonperf Loans/ Total Loans	Nonperf Assets/ Total Assets	Adjusted Texas Ratio
Bank Of Central Florida	1.00	0.00	0.00	0.03
First Bank	1.67	0.00	0.00	0.00
First Colony Bank Of Florida	1.53	0.00	0.00	0.00
Sunrise Bank	1.26	0.00	0.00	0.00
Heartland National Bank	1.70	0.12	0.02	0.25
Citizens First Bank	1.73	0.13	0.04	0.37
One Florida Bank	0.84	0.05	0.04	0.45
Crews Bank & Trust	1.89	0.09	0.05	0.43
The First National Bank Of Mount Dora	1.51	0.32	0.12	1.26
Cogent Bank	1.04	0.18	0.14	1.45
Surety Bank	1.30	0.34	0.14	1.44
United Southern Bank	2.18	0.38	0.19	2.66
Winter Park National Bank	1.28	0.56	0.32	4.71
Southstate Bank, National Association	1.31	0.63	0.49	4.19
Citizens Bank And Trust	1.08	0.87	0.52	14.43
Axiom Bank, National Association	1.42	0.82	0.55	4.60
First National Bank Of Wauchula	1.59	1.11	0.84	7.07
Mainstreet Community Bank Of Florida	1.23	1.31	0.91	10.46
Commerce Bank & Trust	1.43	1.84	1.39	16.58

Select Peer Average	1.42	0.46	0.30	3.70
----------------------------	------	------	------	------

PEER GROUP COMPARISONS REPORT
Central Florida Group

STATEMENT OF CONDITION (% OF ASSETS)
For the six months June 30, 2025

Institution name	Cash & Nointerest bearing Deps	Interest- bearing Bal	Fed Funds Sold & Repos	Held to Maturity Secs	Available for Sale Secs
Surety Bank	22.85	18.42	0.00	0.00	14.05
First National Bank Of Wauchula	6.26	7.97	0.00	0.00	6.16
First Bank	1.95	9.28	1.31	0.00	24.33
Commerce Bank & Trust	1.54	4.65	0.00	0.00	14.36
One Florida Bank	1.27	12.68	0.00	0.00	3.95
First Colony Bank Of Florida	1.22	13.13	0.00	9.98	7.53
Heartland National Bank	1.21	31.05	0.00	0.00	45.61
Mainstreet Community Bank Of Florida	1.15	1.49	4.97	0.00	18.70
Southstate Bank, National Association	1.15	4.11	0.01	3.26	9.00
Axiom Bank, National Association	0.98	6.45	0.00	0.00	22.56
Winter Park National Bank	0.98	14.70	0.00	17.85	7.35
United Southern Bank	0.83	8.03	0.00	0.75	35.74
Citizens First Bank	0.75	0.20	1.76	0.00	61.43
Crews Bank & Trust	0.66	14.22	0.00	19.65	9.37
The First National Bank Of Mount Dora	0.54	4.18	0.00	0.00	52.60
Bank Of Central Florida	0.46	14.71	0.00	0.00	17.70
Sunrise Bank	0.46	4.90	0.00	0.84	13.73
Cogent Bank	0.24	3.85	0.00	0.00	17.97
Citizens Bank And Trust	0.23	1.39	0.00	0.00	35.64

Select Peer Average	2.35	9.23	0.42	2.75	21.99
----------------------------	-------------	-------------	-------------	-------------	--------------

PEER GROUP COMPARISONS REPORT
Central Florida Group

STATEMENT OF CONDITION (% OF ASSETS)
For the six months June 30, 2025

Institution name	Net Loans & Leases	Premises & Fixed Assets	Total Real Estate Owned	Intangible Assets
One Florida Bank	80.55	0.49	0.00	0.00
Sunrise Bank	77.65	1.39	0.00	0.00
Cogent Bank	76.60	0.23	0.00	0.14
Commerce Bank & Trust	74.40	1.21	0.00	0.00
First National Bank Of Wauchula	74.17	1.51	0.00	0.00
Southstate Bank, National Association	70.82	1.59	0.04	5.49
Mainstreet Community Bank Of Florida	68.53	2.17	0.00	0.01
First Colony Bank Of Florida	67.15	0.34	0.00	0.00
Axiom Bank, National Association	64.08	1.38	0.00	0.05
Bank Of Central Florida	63.72	1.40	0.00	0.02
Citizens Bank And Trust	59.39	1.26	0.00	0.00
First Bank	58.48	1.88	0.00	0.00
Winter Park National Bank	56.72	0.38	0.00	0.00
Crews Bank & Trust	54.23	1.11	0.00	0.00
United Southern Bank	48.96	1.16	0.00	0.00
Surety Bank	39.71	1.18	0.00	0.00
The First National Bank Of Mount Dora	36.33	1.05	0.00	0.00
Citizens First Bank	32.16	1.41	0.00	0.46
Heartland National Bank	19.58	0.49	0.00	0.00

Select Peer Average	59.12	1.14	0.00	0.32
----------------------------	-------	------	------	------

PEER GROUP COMPARISONS REPORT
Central Florida Group

STATEMENT OF CONDITION (% OF TOTAL FUNDING SOURCES)
For the six months June 30, 2025

Institution name	Non Interest Bearing Deps	Interest Bearing Deps	Total Deps	Total Fed Funds & Repos	Other Borrowed Money
United Southern Bank	56.36	43.64	100.00	0.00	0.00
Surety Bank	43.73	56.27	100.00	0.00	0.00
The First National Bank Of Mount Dora	39.03	60.97	100.00	0.00	0.00
Axiom Bank, National Association	36.59	59.30	95.89	0.00	4.11
Crews Bank & Trust	36.09	63.74	99.84	0.16	0.00
First Bank	35.71	64.29	100.00	0.00	0.00
First Colony Bank Of Florida	33.25	66.75	100.00	0.00	0.00
Citizens Bank And Trust	32.46	66.79	99.26	0.74	0.00
First National Bank Of Wauchula	31.99	68.01	100.00	0.00	0.00
Mainstreet Community Bank Of Florida	30.98	69.02	100.00	0.00	0.00
Bank Of Central Florida	30.46	69.54	100.00	0.00	0.00
Cogent Bank	28.75	71.25	100.00	0.00	0.00
Commerce Bank & Trust	26.39	66.70	93.08	2.36	4.56
Southstate Bank, National Association	25.94	72.91	98.85	1.15	0.00
Heartland National Bank	24.15	72.80	96.95	3.05	0.00
Winter Park National Bank	23.61	75.84	99.45	0.55	0.00
One Florida Bank	21.74	77.40	99.14	0.00	0.86
Sunrise Bank	21.36	75.50	96.85	0.00	3.15
Citizens First Bank	15.85	80.17	96.02	3.98	0.00

Select Peer Average	31.29	67.42	98.70	0.63	0.67
----------------------------	-------	-------	-------	------	------

PEER GROUP COMPARISONS REPORT
Central Florida Group

YIELDS, COSTS & SPREADS - ASSET YIELDS
For the six months June 30, 2025

Institution name	Yield on Earning Assets	Cost of Funds	Net Interest Margin	Avg Earning Assets/AA
First National Bank Of Wauchula	6.79	2.38	5.27	91.72
Cogent Bank	6.64	3.49	4.36	99.30
First Bank	5.09	1.80	3.98	94.64
Southstate Bank, National Association	5.65	2.46	3.94	89.68
Axiom Bank, National Association	5.99	3.74	3.87	96.14
First Colony Bank Of Florida	5.30	1.88	3.66	99.08
Bank Of Central Florida	5.05	2.20	3.64	97.22
Surety Bank	5.55	2.62	3.57	70.20
Crews Bank & Trust	4.90	2.40	3.51	98.48
Mainstreet Community Bank Of Florida	5.17	2.60	3.47	94.56
Commerce Bank & Trust	5.13	2.83	3.42	95.79
One Florida Bank	5.74	3.32	3.39	98.60
Sunrise Bank	5.93	3.60	3.33	98.33
Heartland National Bank	4.80	2.19	3.24	96.22
United Southern Bank	4.10	1.28	3.24	98.18
Citizens Bank And Trust	4.35	2.27	2.93	96.77
Winter Park National Bank	4.87	2.72	2.89	97.52
The First National Bank Of Mount Dora	3.85	2.08	2.69	98.35
Citizens First Bank	4.14	1.73	2.63	97.58

Select Peer Average	5.21	2.50	3.80	95.18
----------------------------	------	------	------	-------