

Bank Of Central Florida

Lakeland, FL

Established
3/19/2007

Florida Bank and Thrift Performance Report

Table of Contents

Title	Page
PEER GROUP POSITION	1
EXECUTIVE SUMMARY	2
SELECTED FINANCIAL DATA	3
SECURITIES COMPOSITION	4
LOAN PORTFOLIO COMPOSITION	5
LOAN PORTFOLIO QUALITY	6
DEPOSIT BASE COMPOSITION	7
INTEREST INCOME COMPOSITION	8
INTEREST EXPENSE COMPOSITION	9
NONINTEREST INCOME COMPOSITION	10
NONINTEREST EXPENSE COMPOSITION	11
PEER GROUP COMPARISONS REPORT	12-22

FLORIDA BANKING TEAM

Ted Hacker, Steve Kania, Robert Brink, David Ajvazi, Erica Hines, Sacha Widmaier, Anthony Hagbartsen, Madeline Bogumil, Phillip Berdeguer, Andrew Joyce, Meranda Joseph, Patricia Romero, Vanessa Hossler, Adam McCord, Allyson Wiitala, Jacob Ingram, Rachel Jean, Brendan Yosko, Martha Zubia, Stephanie Flores, Jacob Frantzen, Sander Ocasio, Brian Katz, Nicholas Singh, Raphael Houssou, Danny Jenarine, Kendall Lucas, Makenna Bader, Kimberly Berlow, Zaria Minard

Information contained herein was obtained from FIS is believed to be reliable
however, accuracy is not guaranteed and all peer and state averages are simple averages.

PEER GROUP POSITION

**For the
Central Florida Group**

For the six months June 30, 2025

Institution name	Total Assets (\$000's)
Southstate Bank, National Association	65,865,505
Citizens First Bank	4,093,971
Crews Bank & Trust	2,268,996
Cogent Bank	2,257,949
One Florida Bank	1,930,073
Citizens Bank And Trust	1,393,816
Bank Of Central Florida	1,209,502
Mainstreet Community Bank Of Florida	885,289
United Southern Bank	848,555
Axiom Bank, National Association	828,635
First Bank	799,902
Winter Park National Bank	794,955
Heartland National Bank	784,649
Sunrise Bank	596,332
The First National Bank Of Mount Dora	373,180
First Colony Bank Of Florida	301,155
Surety Bank	212,513
Commerce Bank & Trust	168,736
First National Bank Of Wauchula	85,353

Institution name	Return on Avg Assets (%)
Surety Bank	2.31
First National Bank Of Wauchula	1.91
First Colony Bank Of Florida	1.89
Winter Park National Bank	1.78
Crews Bank & Trust	1.66
Cogent Bank	1.63
Heartland National Bank	1.51
First Bank	1.40
Bank Of Central Florida	1.31
Sunrise Bank	1.18
One Florida Bank	1.16
Citizens First Bank	1.10
United Southern Bank	1.07
Southstate Bank, National Association	1.04
Citizens Bank And Trust	0.94
Commerce Bank & Trust	0.82
The First National Bank Of Mount Dora	0.64
Mainstreet Community Bank Of Florida	0.61
Axiom Bank, National Association	(0.18)

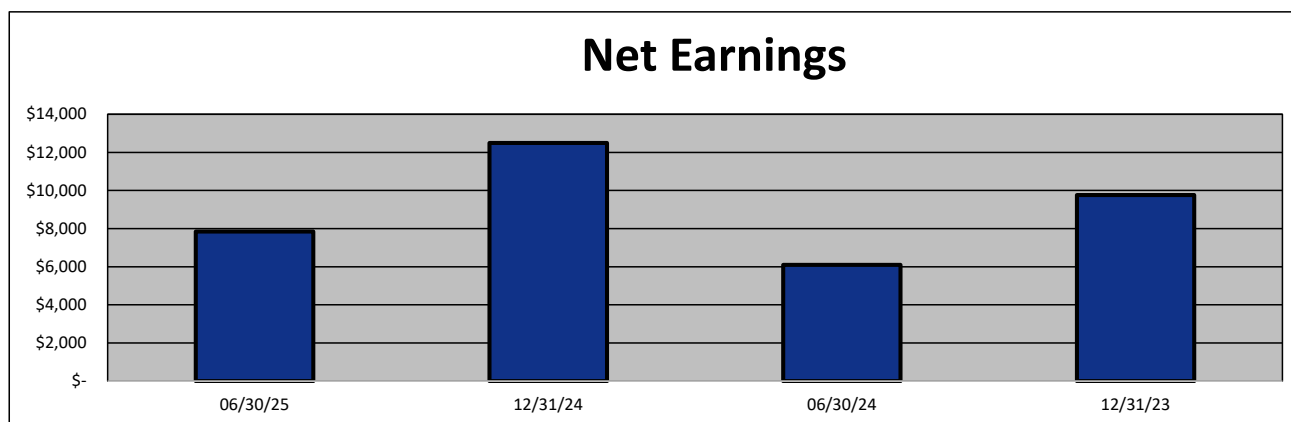
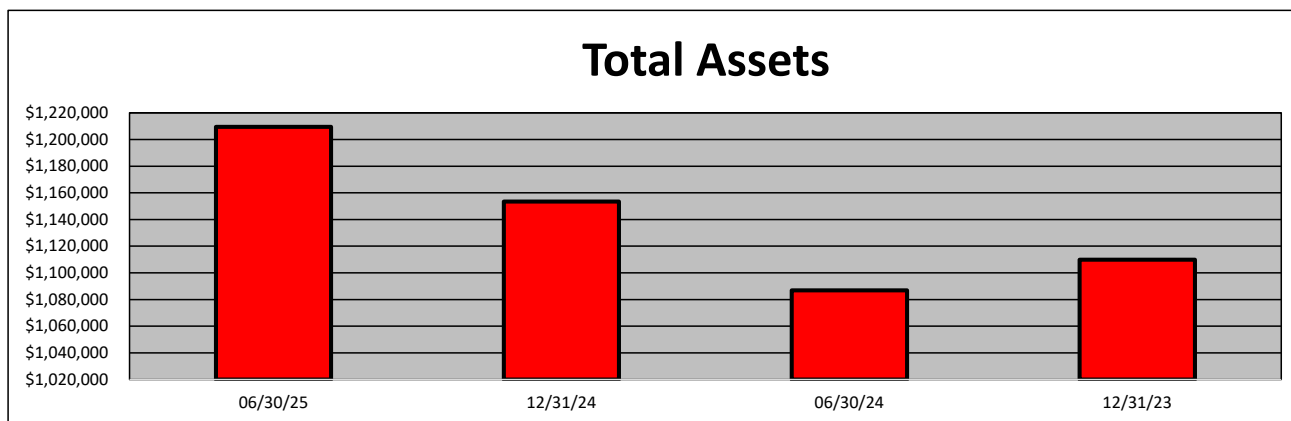
EXECUTIVE SUMMARY - Bank of Central Florida
(Percentage)

Period Ending	06/30/25	12/31/24	06/30/24	12/31/23	State Avg.	Peer Avg.
CAPITAL RATIOS						
Equity/Assets	7.19	6.84	6.81	6.42	10.68	8.71
Leverage Ratio	8.27	8.17	8.19	8.11	11.86	10.01
Tier 1 Cap/Risk Based Assets	12.14	12.21	11.55	11.68	14.47	11.23
Risk Based Ratio	13.10	13.17	12.47	12.58	15.30	12.02
Common Equity Tier 1 Capital Ratio	12.14	12.21	11.55	11.68	14.41	11.23
BALANCE SHEET RATIOS:						
Loan/Deposit Ratio	69.96	70.89	75.52	70.07	74.73	67.47
Loans/Assets	64.37	65.34	69.72	64.96	62.90	60.07
Securities/Assets	17.70	17.97	18.76	21.92	18.95	24.74
PROFITABILITY:						
Return on Avg Assets	1.31	1.11	1.10	0.91	0.71	1.25
Return on Avg Equity	18.93	16.69	17.03	13.65	10.92	16.62
Nonint Income/Avg Assets	0.18	0.22	0.26	0.19	0.80	0.79
Net Overhead Ratio	1.81	1.84	1.72	1.73	2.35	1.78
Efficiency Ratio	53.42	57.89	56.62	61.44	74.52	60.38
Assets (per million) per Employee	11.52	10.88	10.16	11.21	10.31	9.49
ASSET QUALITY:						
Allowance/Loans	1.00	0.98	0.94	0.95	1.29	1.42
Nonperforming Loans/Total Loans	0.00	0.00	0.02	0.00	0.48	0.46
Nonperforming Assets/Total Assets	0.00	0.00	0.01	0.00	0.33	0.30
Adjusted Texas Ratio	0.03	0.00	0.19	0.00	3.15	3.70
YIELDS & COSTS:						
Yield on earning assets	5.05	5.06	4.99	4.38	5.48	5.21
Cost of funds	2.20	2.60	2.64	2.27	2.84	2.50
Net interest margin	3.64	3.43	3.33	3.01	3.20	3.80
Avg Earning Assets/Avg Assets	97.22	97.06	97.14	97.18	95.80	95.18

SELECTED FINANCIAL DATA - Bank of Central Florida
(Dollars in Thousands)

As of:	06/30/25	12/31/24	06/30/24	12/31/23	\$ Change 12 MTHS	% Change 12 MTHS
Total Assets	1,209,502	1,153,440	1,086,814	1,109,820	122,688	11.29
Cash and Equivalents	183,498	157,531	90,224	112,571	93,274	103.38
Securities	214,113	207,330	203,873	243,297	10,240	5.02
Loans, net	778,524	753,711	757,763	720,926	20,761	2.74
Deposit Accounts	1,112,804	1,063,238	1,003,333	1,028,887	109,471	10.91
Fed Funds & Repos	-	-	-	-	-	NA
Total Equity	86,963	78,919	73,969	71,247	12,994	17.57

Period Ending	06/30/25	12/31/24	06/30/24	12/31/23	\$ Change 12 MTHS	% Change 12 MTHS
Net Earnings	7,843	12,492	6,104	9,769	1,739	28.49
Interest Income	29,486	55,407	26,998	45,841	2,488	9.22
Interest Expense	8,253	17,832	8,989	14,315	(736)	(8.19)
Net Interest Income	21,233	37,575	18,009	31,526	3,224	17.90
Credit Loss Expense	450	862	375	1,070	75	20.00
Noninterest income	1,096	2,538	1,456	2,037	(360)	(24.73)
Gain on Sale of Securities	-	-	-	(10)	-	NA
Noninterest Expense	11,945	23,245	11,033	20,661	912	8.27
Net Operating Income	9,934	16,006	8,057	11,832	1,877	23.30
Income Taxes	2,075	3,460	1,949	2,053	126	6.46

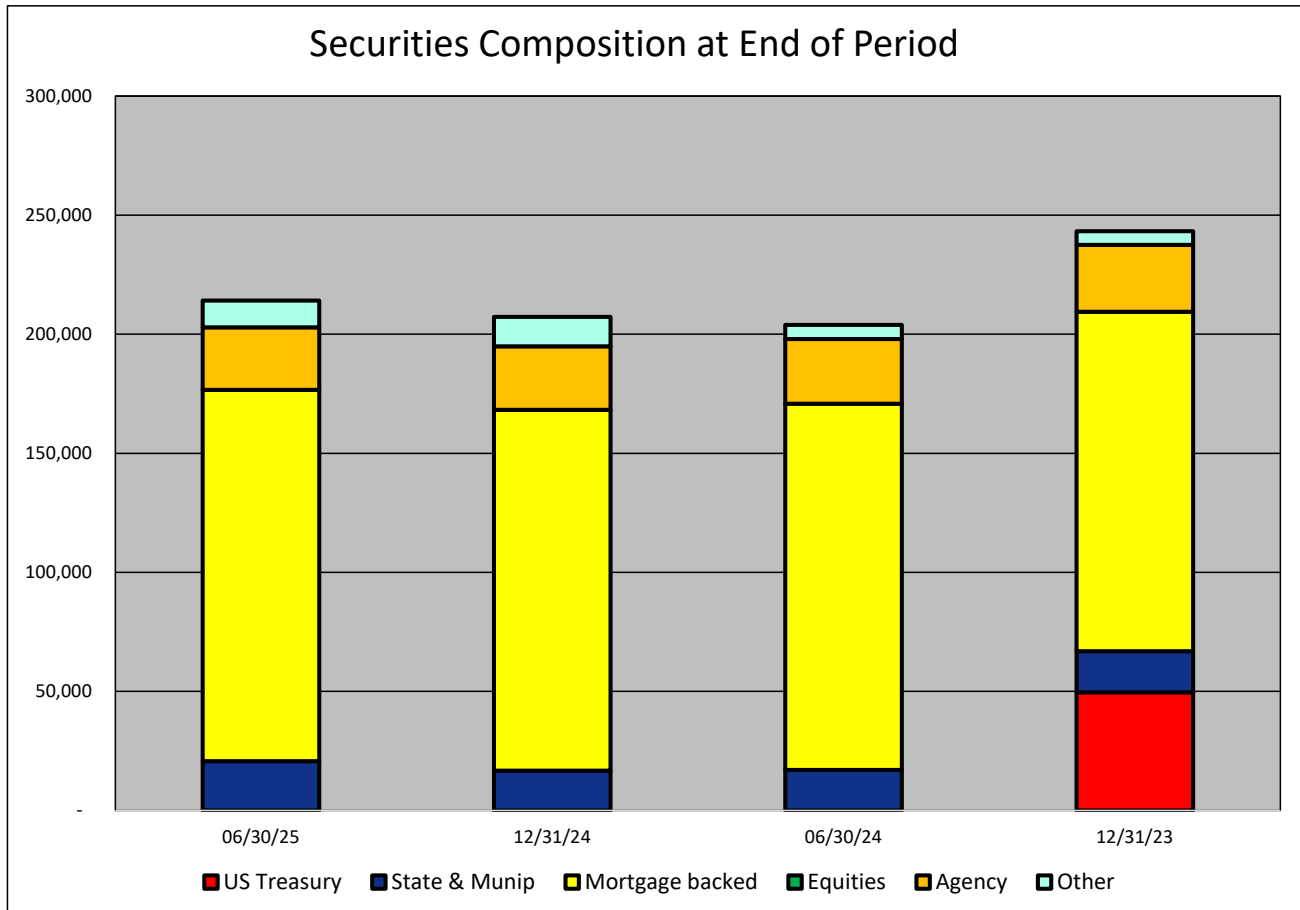


SECURITIES COMPOSITION - Bank of Central Florida
(Dollars in Thousands)

As of:	06/30/25	12/31/24	06/30/24	12/31/23	\$ Change 12 MTHS	% Change 12 MTHS
--------	----------	----------	----------	----------	----------------------	---------------------

SECURITIES CATEGORY:

US Treasury	-	-	-	49,633	-	NA
State & Munip	20,723	16,734	17,012	17,230	3,711	21.81
Mortgage backed	155,887	151,513	153,842	142,566	2,045	1.33
Equities	-	-	-	-	-	NA
Agency	26,235	26,679	27,178	28,098	(943)	(3.47)
Other	11,268	12,404	5,841	5,770	5,427	92.91
Total Securities	214,113	207,330	203,873	243,297	10,240	5.02

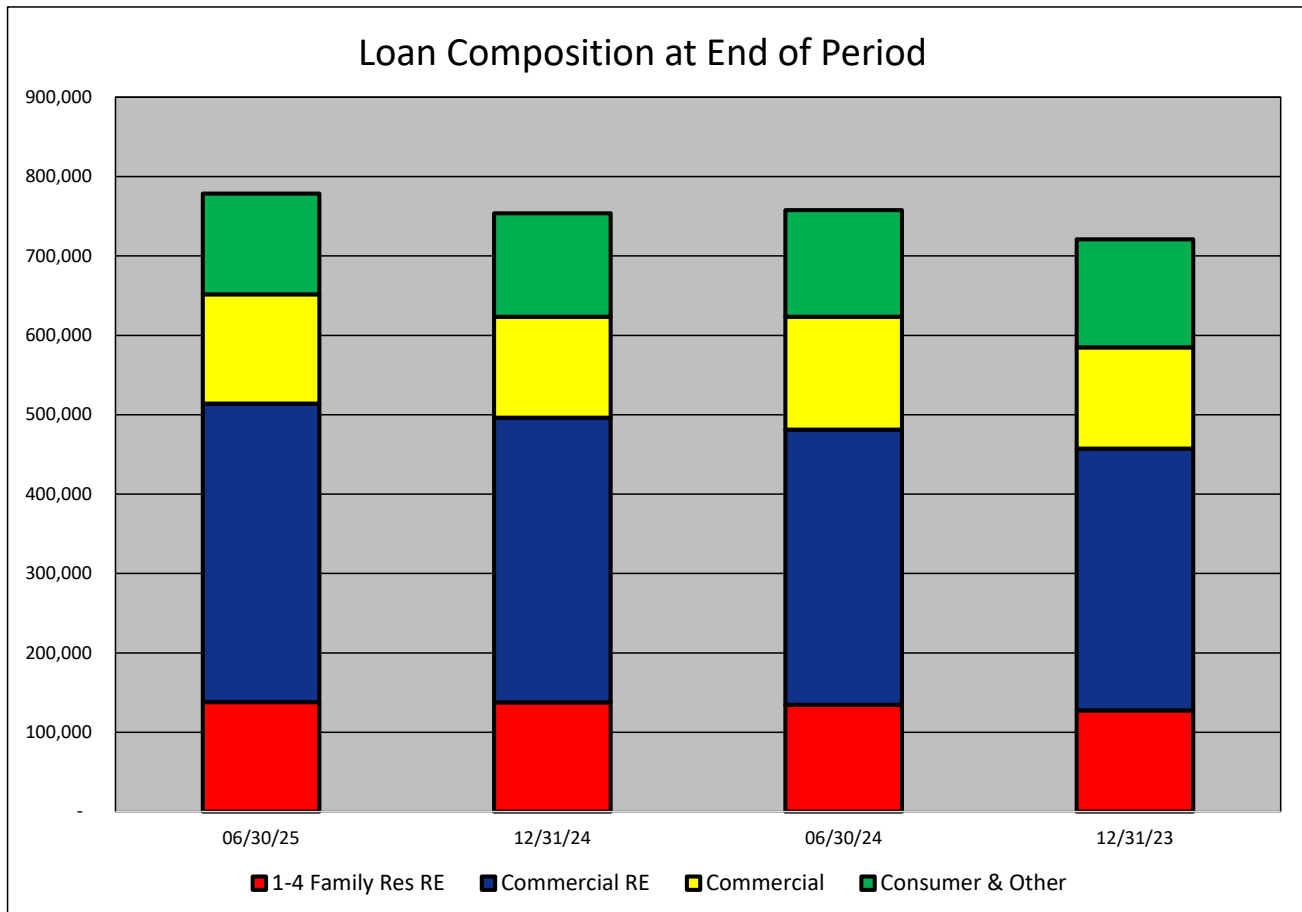


LOAN PORTFOLIO COMPOSITION - Bank of Central Florida
(Dollars in Thousands)

As of:	06/30/25	12/31/24	06/30/24	12/31/23	\$ Change 12 MTHS	% Change 12 MTHS
--------	----------	----------	----------	----------	----------------------	---------------------

LOAN CATEGORY:

1-4 Family Res RE	138,067	137,743	134,713	127,526	3,354	2.49
Commercial RE	376,121	358,466	346,636	329,789	29,485	8.51
Commercial	137,523	127,316	142,076	127,583	(4,553)	(3.20)
Consumer & Other	126,813	130,186	134,338	136,028	(7,525)	(5.60)
Loans, Net	778,524	753,711	757,763	720,926	20,761	2.74



LOAN PORTFOLIO QUALITY - Bank of Central Florida
(Dollars in Thousands)

As of:	06/30/25	12/31/24	06/30/24	12/31/23	\$ Change 12 MTHS	% Change 12 MTHS
---------------	-----------------	-----------------	-----------------	-----------------	------------------------------	-----------------------------

ALLOWANCE FOR CREDIT LOSSES (LOANS):

Beginning Balance	7,399	6,813	6,813	5,688	586	8.60
Total Recoveries	-	12	12	79	(12)	(100.00)
Total Charge-offs	48	288	-	24	48	NA
Credit Loss Expense	450	862	375	1,070	75	20.00
Writedown Transfer Loans HFS	-	-	-	-	-	NA
Adjustments	-	-	(49)	-	49	(100.00)
Ending Balance	7,801	7,399	7,151	6,813	650	9.09

NON-PERFORMING ASSETS:

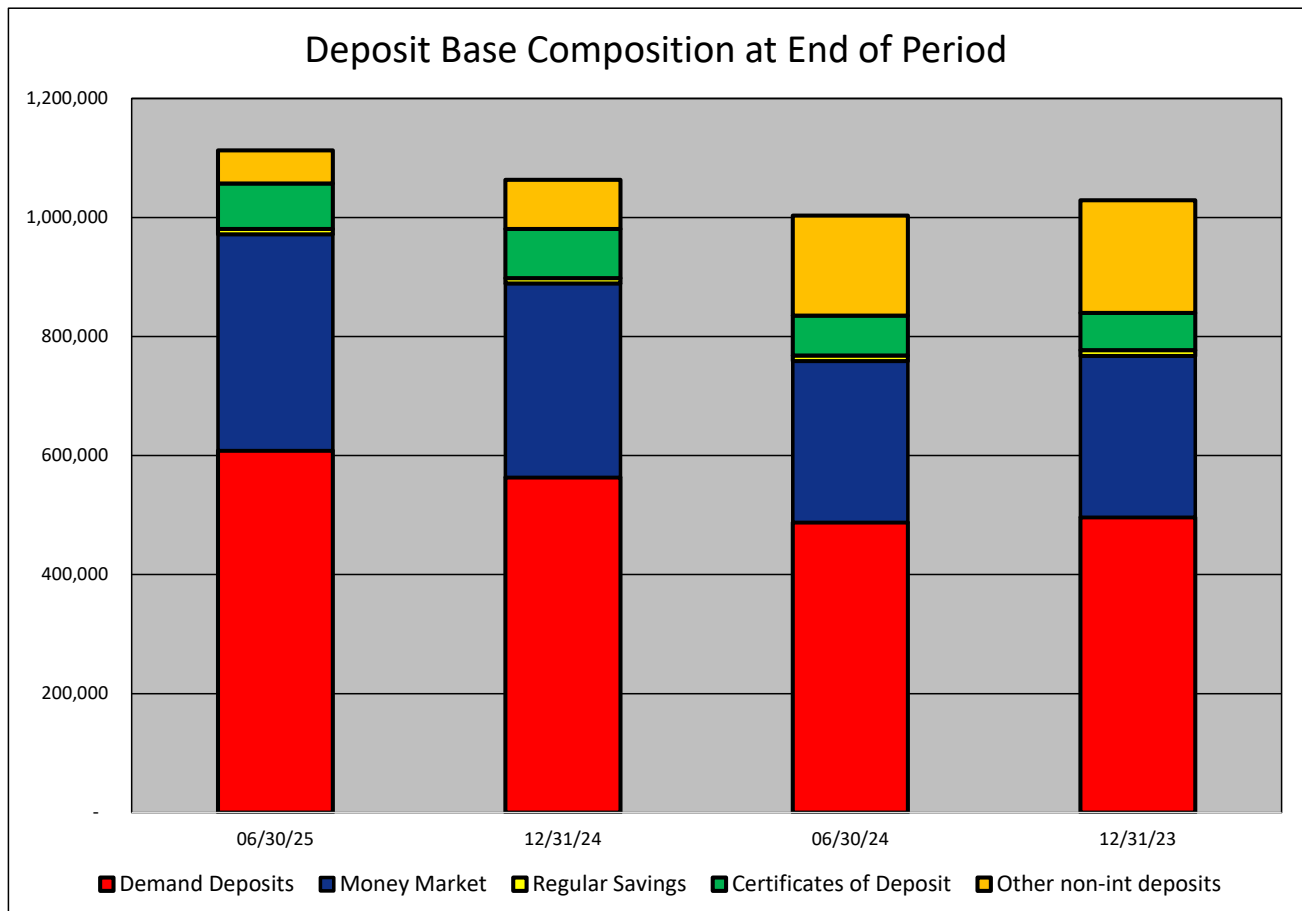
Total-90+ Days Past Due	-	-	-	-	-	NA
Total-Nonaccrual	27	-	150	-	(123)	(82.00)
Foreclosed Real Estate	-	-	-	-	-	NA
Total Non-perf Assets	27	-	150	-	(123)	(82.00)

DEPOSIT BASE COMPOSITION - Bank of Central Florida
(Dollars in Thousands)

As of:	06/30/25	12/31/24	06/30/24	12/31/23	\$ Change 12 MTHS	% Change 12 MTHS
--------	----------	----------	----------	----------	----------------------	---------------------

DEPOSIT BASE CATEGORY:

Demand Deposits	608,249	563,124	487,519	496,162	120,730	24.76
Money Market	363,409	326,189	271,305	271,163	92,104	33.95
Regular Savings	8,899	8,923	9,398	9,775	(499)	(5.31)
Certificates of Deposit	76,507	82,411	66,877	62,407	9,630	14.40
Other non-int deposits	55,740	82,591	168,234	189,380	(112,494)	(66.87)
Total Deposits	1,112,804	1,063,238	1,003,333	1,028,887	109,471	10.91

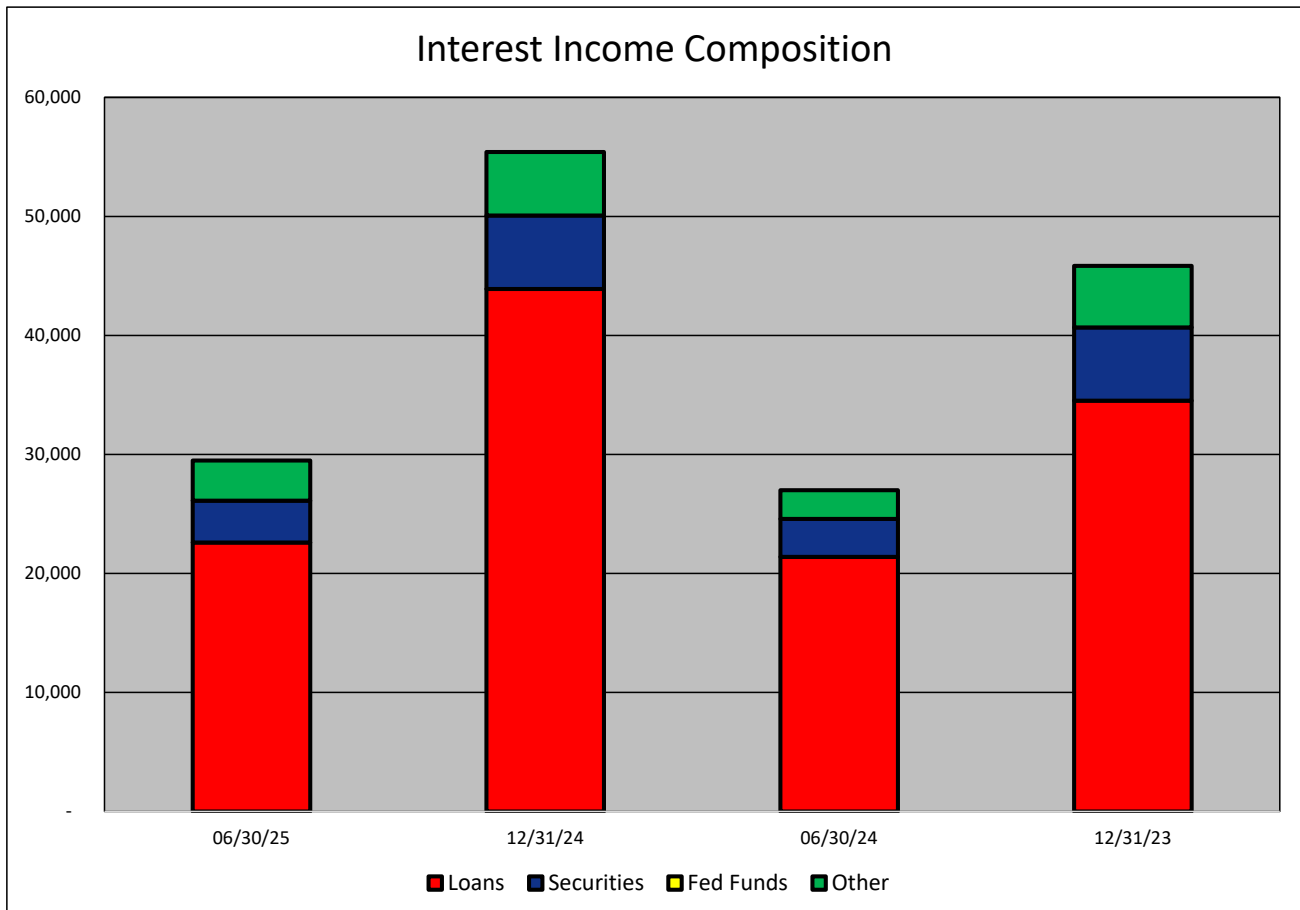


INTEREST INCOME COMPOSITION- Bank of Central Florida
(Dollars in Thousands)

As of:	06/30/25	12/31/24	06/30/24	12/31/23	\$ Change 12 MTHS	% Change 12 MTHS
--------	----------	----------	----------	----------	----------------------	---------------------

INTEREST INCOME CATEGORY

Loans	22,592	43,902	21,386	34,521	1,206	5.64
Securities	3,532	6,163	3,201	6,150	331	10.34
Fed Funds	-	-	-	-	-	NA
Other	3,362	5,342	2,411	5,170	951	39.44
Total Int Income	29,486	55,407	26,998	45,841	2,488	9.22

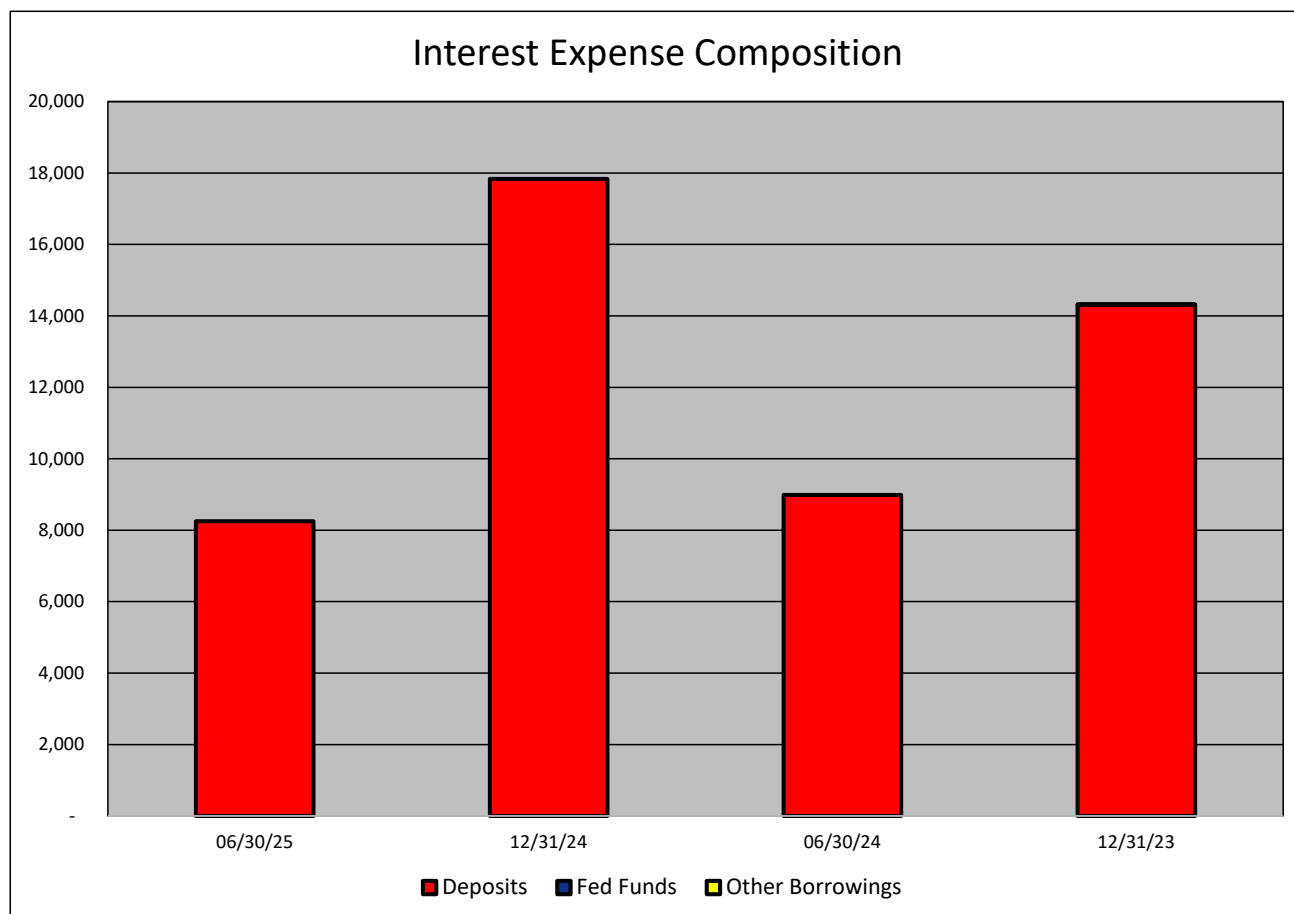


INTEREST EXPENSE COMPOSITION- Bank of Central Florida
(Dollars in Thousands)

As of:	06/30/25	12/31/24	06/30/24	12/31/23	\$ Change 12 MTHS	% Change 12 MTHS
--------	----------	----------	----------	----------	----------------------	---------------------

INTEREST EXPENSE CATEGORY

Deposits	8,253	17,832	8,989	14,313	(736)	(8.19)
Fed Funds	-	-	-	2	-	NA
Other Borrowings	-	-	-	-	-	NA
Total Int Expense	8,253	17,832	8,989	14,315	(736)	(8.19)

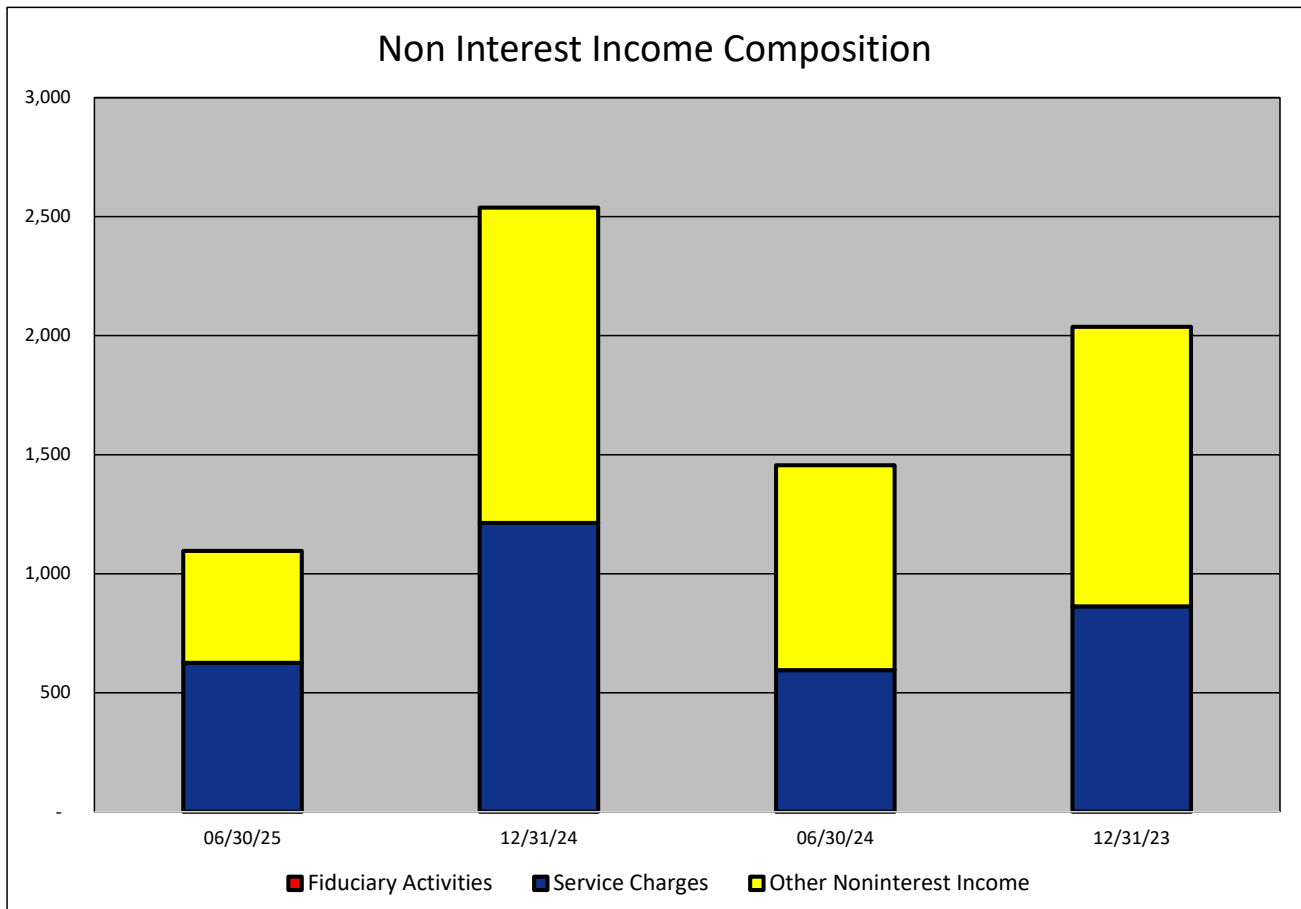


NONINTEREST INCOME COMPOSITION- Bank of Central Florida
(Dollars in Thousands)

As of:	06/30/25	12/31/24	06/30/24	12/31/23	\$ Change 12 MTHS	% Change 12 MTHS
--------	----------	----------	----------	----------	----------------------	---------------------

NONINTEREST INCOME CATEGORY

Fiduciary Activities	-	-	-	-	-	NA
Service Charges	626	1,213	595	863	31	5.21
Other Noninterest Income	470	1,325	861	1,174	(391)	(45.41)
Total Nonint. Income	1,096	2,538	1,456	2,037	(360)	(24.73)

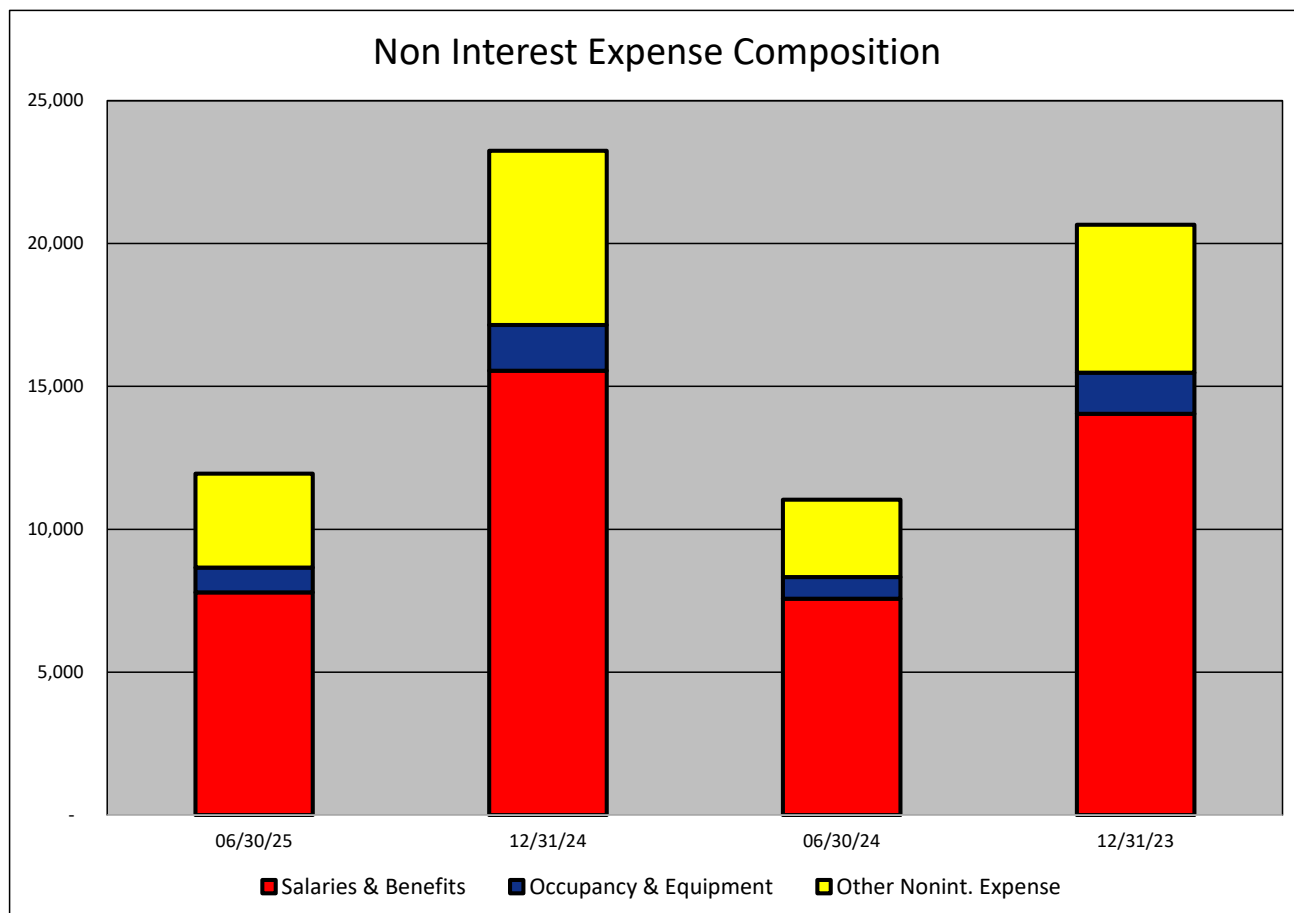


NONINTEREST EXPENSE COMPOSITION- Bank of Central Florida
(Dollars in Thousands)

As of:	06/30/25	12/31/24	06/30/24	12/31/23	\$ Change 12 MTHS	% Change 12 MTHS
--------	----------	----------	----------	----------	----------------------	---------------------

NONINTEREST EXPENSE CATEGORY

Salaries & Benefits	7,793	15,550	7,567	14,045	226	2.99
Occupancy & Equipment	868	1,601	765	1,440	103	13.46
Other Nonint. Expense	3,284	6,094	2,701	5,176	583	21.58
Total Nonint. Expense	11,945	23,245	11,033	20,661	912	8.27



PEER GROUP COMPARISONS REPORT
Central Florida Group

BALANCE SHEET

Institution name	Total Assets \$'000		% Change in Assets
	This Year	Last Year	
Southstate Bank, National Association	65,865,505	45,481,202	44.82
Cogent Bank	2,257,949	1,931,272	16.92
Sunrise Bank	596,332	529,750	12.57
Bank Of Central Florida	1,209,502	1,086,814	11.29
Heartland National Bank	784,649	713,354	9.99
First Bank	799,902	728,056	9.87
Mainstreet Community Bank Of Florida	885,289	807,304	9.66
Citizens First Bank	4,093,971	3,775,894	8.42
One Florida Bank	1,930,073	1,792,476	7.68
Crews Bank & Trust	2,268,996	2,160,584	5.02
Citizens Bank And Trust	1,393,816	1,338,732	4.11
Surety Bank	212,513	205,983	3.17
The First National Bank Of Mount Dora	373,180	363,329	2.71
Winter Park National Bank	794,955	793,742	0.15
United Southern Bank	848,555	865,954	(2.01)
Commerce Bank & Trust	168,736	173,127	(2.54)
Axiom Bank, National Association	828,635	852,029	(2.75)
First Colony Bank Of Florida	301,155	310,087	(2.88)
First National Bank Of Wauchula	85,353	90,555	(5.74)

Select Peer Average	4,510,477	3,368,434	6.87
----------------------------	------------------	------------------	-------------

PEER GROUP COMPARISONS REPORT
Central Florida Group

BALANCE SHEET

Institution name	Total Loans \$000		% Change in Loans
	This Year	Last Year	
Southstate Bank, National Association	47,586,232	33,334,571	42.75
One Florida Bank	1,567,932	1,317,792	18.98
The First National Bank Of Mount Dora	137,632	118,655	15.99
Cogent Bank	1,749,691	1,549,885	12.89
Citizens Bank And Trust	836,765	750,277	11.53
Surety Bank	85,494	77,326	10.56
First Bank	475,696	430,860	10.41
Mainstreet Community Bank Of Florida	614,648	557,175	10.32
Sunrise Bank	468,936	430,153	9.02
United Southern Bank	424,739	390,858	8.67
First Colony Bank Of Florida	205,376	191,168	7.43
Crews Bank & Trust	1,254,255	1,187,289	5.64
Citizens First Bank	1,349,032	1,279,595	5.43
Bank Of Central Florida	778,524	757,763	2.74
Commerce Bank & Trust	127,362	124,207	2.54
Heartland National Bank	156,312	155,345	0.62
Winter Park National Bank	456,732	454,470	0.50
First National Bank Of Wauchula	64,332	67,397	(4.55)
Axiom Bank, National Association	552,396	589,600	(6.31)

Select Peer Average	3,099,583	2,303,389	8.69
----------------------------	-----------	-----------	------

PEER GROUP COMPARISONS REPORT
Central Florida Group

CAPITAL RATIOS
For the six months June 30, 2025

Institution name	Equity/ Assets	Leverage Ratio	Tier 1 Risk- based Ratio	Risk based Capital Ratio	Common Equity Tier 1 Capital Ratio
Surety Bank	9.09	13.37	25.41	26.48	25.41
Citizens First Bank	11.33	12.83	19.88	20.82	19.88
First National Bank Of Wauchula	10.61	11.68	0.00	0.00	0.00
The First National Bank Of Mount Dora	8.78	11.65	15.55	16.40	15.55
Axiom Bank, National Association	11.06	10.99	14.64	15.89	14.64
Crews Bank & Trust	10.49	10.49	0.00	0.00	0.00
Commerce Bank & Trust	7.29	10.26	12.94	14.19	12.94
United Southern Bank	6.00	10.21	0.00	0.00	0.00
Southstate Bank, National Association	14.25	10.16	12.38	13.57	12.38
Heartland National Bank	9.15	9.78	30.05	31.20	30.05
One Florida Bank	9.06	9.68	10.41	11.16	10.41
Sunrise Bank	8.57	9.65	0.00	0.00	0.00
First Colony Bank Of Florida	8.17	9.42	12.19	13.44	12.19
First Bank	8.83	9.12	14.25	15.51	14.25
Mainstreet Community Bank Of Florida	7.86	8.92	0.00	0.00	0.00
Cogent Bank	8.67	8.80	10.60	11.65	10.60
Bank Of Central Florida	7.19	8.27	12.14	13.10	12.14
Citizens Bank And Trust	2.99	7.65	11.89	12.90	11.89
Winter Park National Bank	6.16	7.23	10.96	12.11	10.96

Select Peer Average	8.71	10.01	11.23	12.02	11.23
----------------------------	------	-------	-------	-------	-------

PEER GROUP COMPARISONS REPORT
Central Florida Group

BALANCE SHEET RATIOS
For the six months June 30, 2025

Institution name	Loans/ Deposits	Gross Loans/ Assets	Securities/ Assets
One Florida Bank	90.63	81.24	3.95
Sunrise Bank	89.63	78.64	14.56
Commerce Bank & Trust	89.17	75.48	14.36
Southstate Bank, National Association	87.80	72.25	12.26
First National Bank Of Wauchula	86.26	75.37	6.16
Cogent Bank	85.43	77.49	17.97
Axiom Bank, National Association	79.00	66.66	22.56
Mainstreet Community Bank Of Florida	75.95	69.43	18.70
First Colony Bank Of Florida	74.70	68.20	17.51
Bank Of Central Florida	69.96	64.37	17.70
First Bank	65.70	59.47	24.33
Citizens Bank And Trust	62.94	60.03	35.64
Crews Bank & Trust	62.18	55.28	29.02
Winter Park National Bank	61.75	57.45	25.20
United Southern Bank	53.85	50.05	36.48
Surety Bank	44.29	40.23	14.05
The First National Bank Of Mount Dora	40.86	36.88	52.60
Citizens First Bank	39.05	32.95	61.43
Heartland National Bank	22.81	19.92	45.61

Select Peer Average	67.47	60.07	24.74
----------------------------	--------------	--------------	--------------

PEER GROUP COMPARISONS REPORT
Central Florida Group

PROFITABILITY RATIOS
For the six months June 30, 2025

Institution name	Avg Total Assets (\$000)	Return on Avg Assets	Return on Avg Equity
Surety Bank	195,221	2.31	23.25
First National Bank Of Wauchula	86,724	1.91	18.73
First Colony Bank Of Florida	299,742	1.89	22.93
Winter Park National Bank	813,023	1.78	31.41
Crews Bank & Trust	2,242,813	1.66	16.05
Cogent Bank	2,122,245	1.63	18.64
Heartland National Bank	758,100	1.51	16.67
First Bank	788,337	1.40	16.30
Bank Of Central Florida	1,200,831	1.31	18.93
Sunrise Bank	599,424	1.18	14.45
One Florida Bank	1,882,342	1.16	12.96
Citizens First Bank	4,196,551	1.10	10.60
United Southern Bank	880,557	1.07	20.48
Southstate Bank, National Association	65,038,650	1.04	8.21
Citizens Bank And Trust	1,456,760	0.94	40.23
Commerce Bank & Trust	174,027	0.82	12.26
The First National Bank Of Mount Dora	364,241	0.64	7.32
Mainstreet Community Bank Of Florida	874,568	0.61	7.91
Axiom Bank, National Association	845,067	(0.18)	(1.62)

Select Peer Average	4,464,170	1.25	16.62
----------------------------	------------------	-------------	--------------

PEER GROUP COMPARISONS REPORT
Central Florida Group

PROFITABILITY RATIOS
For the six months June 30, 2025

Institution name	Noninterest Income/AA	Net Overhead Ratio	Efficiency Ratio	Assets (per million) per Employee
Winter Park National Bank	0.06	1.07	39.37	25.64
Heartland National Bank	0.27	1.10	40.44	13.77
First Colony Bank Of Florida	0.12	1.67	46.20	15.06
Southstate Bank, National Association	1.28	1.12	49.77	10.45
Citizens First Bank	0.56	1.10	51.90	10.16
Cogent Bank	0.68	1.97	52.64	9.25
Bank Of Central Florida	0.18	1.81	53.42	11.52
One Florida Bank	0.11	1.75	53.81	11.56
First Bank	0.56	1.83	54.95	7.55
Crews Bank & Trust	0.79	1.69	57.65	6.23
Surety Bank	3.67	0.19	61.24	5.74
Sunrise Bank	0.07	1.98	61.43	10.28
United Southern Bank	0.62	1.74	61.90	5.51
Mainstreet Community Bank Of Florida	0.61	2.00	67.10	8.60
First National Bank Of Wauchula	1.09	2.92	67.66	3.71
Citizens Bank And Trust	0.72	1.71	67.93	7.49
Commerce Bank & Trust	0.19	2.40	73.66	7.67
The First National Bank Of Mount Dora	2.48	1.89	81.91	4.44
Axiom Bank, National Association	1.01	3.92	104.28	5.68

Select Peer Average	0.79	1.78	60.38	9.49
----------------------------	------	------	-------	------

PEER GROUP COMPARISONS REPORT
Central Florida Group

ASSET QUALITY RATIOS
For the six months June 30, 2025

Institution name	Allowance/ Loans	Nonperf Loans/ Total Loans	Nonperf Assets/ Total Assets	Adjusted Texas Ratio
Bank Of Central Florida	1.00	0.00	0.00	0.03
First Bank	1.67	0.00	0.00	0.00
First Colony Bank Of Florida	1.53	0.00	0.00	0.00
Sunrise Bank	1.26	0.00	0.00	0.00
Heartland National Bank	1.70	0.12	0.02	0.25
Citizens First Bank	1.73	0.13	0.04	0.37
One Florida Bank	0.84	0.05	0.04	0.45
Crews Bank & Trust	1.89	0.09	0.05	0.43
The First National Bank Of Mount Dora	1.51	0.32	0.12	1.26
Cogent Bank	1.04	0.18	0.14	1.45
Surety Bank	1.30	0.34	0.14	1.44
United Southern Bank	2.18	0.38	0.19	2.66
Winter Park National Bank	1.28	0.56	0.32	4.71
Southstate Bank, National Association	1.31	0.63	0.49	4.19
Citizens Bank And Trust	1.08	0.87	0.52	14.43
Axiom Bank, National Association	1.42	0.82	0.55	4.60
First National Bank Of Wauchula	1.59	1.11	0.84	7.07
Mainstreet Community Bank Of Florida	1.23	1.31	0.91	10.46
Commerce Bank & Trust	1.43	1.84	1.39	16.58

Select Peer Average	1.42	0.46	0.30	3.70
----------------------------	------	------	------	------

PEER GROUP COMPARISONS REPORT
Central Florida Group

STATEMENT OF CONDITION (% OF ASSETS)
For the six months June 30, 2025

Institution name	Cash & Nointerest bearing Deps	Interest- bearing Bal	Fed Funds Sold & Repos	Held to Maturity Secs	Available for Sale Secs
Surety Bank	22.85	18.42	0.00	0.00	14.05
First National Bank Of Wauchula	6.26	7.97	0.00	0.00	6.16
First Bank	1.95	9.28	1.31	0.00	24.33
Commerce Bank & Trust	1.54	4.65	0.00	0.00	14.36
One Florida Bank	1.27	12.68	0.00	0.00	3.95
First Colony Bank Of Florida	1.22	13.13	0.00	9.98	7.53
Heartland National Bank	1.21	31.05	0.00	0.00	45.61
Mainstreet Community Bank Of Florida	1.15	1.49	4.97	0.00	18.70
Southstate Bank, National Association	1.15	4.11	0.01	3.26	9.00
Axiom Bank, National Association	0.98	6.45	0.00	0.00	22.56
Winter Park National Bank	0.98	14.70	0.00	17.85	7.35
United Southern Bank	0.83	8.03	0.00	0.75	35.74
Citizens First Bank	0.75	0.20	1.76	0.00	61.43
Crews Bank & Trust	0.66	14.22	0.00	19.65	9.37
The First National Bank Of Mount Dora	0.54	4.18	0.00	0.00	52.60
Bank Of Central Florida	0.46	14.71	0.00	0.00	17.70
Sunrise Bank	0.46	4.90	0.00	0.84	13.73
Cogent Bank	0.24	3.85	0.00	0.00	17.97
Citizens Bank And Trust	0.23	1.39	0.00	0.00	35.64

Select Peer Average	2.35	9.23	0.42	2.75	21.99
----------------------------	------	------	------	------	-------

PEER GROUP COMPARISONS REPORT
Central Florida Group

STATEMENT OF CONDITION (% OF ASSETS)
For the six months June 30, 2025

Institution name	Net Loans & Leases	Premises & Fixed Assets	Total Real Estate Owned	Intangible Assets
One Florida Bank	80.55	0.49	0.00	0.00
Sunrise Bank	77.65	1.39	0.00	0.00
Cogent Bank	76.60	0.23	0.00	0.14
Commerce Bank & Trust	74.40	1.21	0.00	0.00
First National Bank Of Wauchula	74.17	1.51	0.00	0.00
Southstate Bank, National Association	70.82	1.59	0.04	5.49
Mainstreet Community Bank Of Florida	68.53	2.17	0.00	0.01
First Colony Bank Of Florida	67.15	0.34	0.00	0.00
Axiom Bank, National Association	64.08	1.38	0.00	0.05
Bank Of Central Florida	63.72	1.40	0.00	0.02
Citizens Bank And Trust	59.39	1.26	0.00	0.00
First Bank	58.48	1.88	0.00	0.00
Winter Park National Bank	56.72	0.38	0.00	0.00
Crews Bank & Trust	54.23	1.11	0.00	0.00
United Southern Bank	48.96	1.16	0.00	0.00
Surety Bank	39.71	1.18	0.00	0.00
The First National Bank Of Mount Dora	36.33	1.05	0.00	0.00
Citizens First Bank	32.16	1.41	0.00	0.46
Heartland National Bank	19.58	0.49	0.00	0.00

Select Peer Average	59.12	1.14	0.00	0.32
----------------------------	-------	------	------	------

PEER GROUP COMPARISONS REPORT
Central Florida Group

STATEMENT OF CONDITION (% OF TOTAL FUNDING SOURCES)
For the six months June 30, 2025

Institution name	Non Interest Bearing Deps	Interest Bearing Deps	Total Deps	Total Fed Funds & Repos	Other Borrowed Money
United Southern Bank	56.36	43.64	100.00	0.00	0.00
Surety Bank	43.73	56.27	100.00	0.00	0.00
The First National Bank Of Mount Dora	39.03	60.97	100.00	0.00	0.00
Axiom Bank, National Association	36.59	59.30	95.89	0.00	4.11
Crews Bank & Trust	36.09	63.74	99.84	0.16	0.00
First Bank	35.71	64.29	100.00	0.00	0.00
First Colony Bank Of Florida	33.25	66.75	100.00	0.00	0.00
Citizens Bank And Trust	32.46	66.79	99.26	0.74	0.00
First National Bank Of Wauchula	31.99	68.01	100.00	0.00	0.00
Mainstreet Community Bank Of Florida	30.98	69.02	100.00	0.00	0.00
Bank Of Central Florida	30.46	69.54	100.00	0.00	0.00
Cogent Bank	28.75	71.25	100.00	0.00	0.00
Commerce Bank & Trust	26.39	66.70	93.08	2.36	4.56
Southstate Bank, National Association	25.94	72.91	98.85	1.15	0.00
Heartland National Bank	24.15	72.80	96.95	3.05	0.00
Winter Park National Bank	23.61	75.84	99.45	0.55	0.00
One Florida Bank	21.74	77.40	99.14	0.00	0.86
Sunrise Bank	21.36	75.50	96.85	0.00	3.15
Citizens First Bank	15.85	80.17	96.02	3.98	0.00

Select Peer Average	31.29	67.42	98.70	0.63	0.67
----------------------------	-------	-------	-------	------	------

PEER GROUP COMPARISONS REPORT
Central Florida Group

YIELDS, COSTS & SPREADS - ASSET YIELDS
For the six months June 30, 2025

Institution name	Yield on Earning Assets	Cost of Funds	Net Interest Margin	Avg Earning Assets/AA
First National Bank Of Wauchula	6.79	2.38	5.27	91.72
Cogent Bank	6.64	3.49	4.36	99.30
First Bank	5.09	1.80	3.98	94.64
Southstate Bank, National Association	5.65	2.46	3.94	89.68
Axiom Bank, National Association	5.99	3.74	3.87	96.14
First Colony Bank Of Florida	5.30	1.88	3.66	99.08
Bank Of Central Florida	5.05	2.20	3.64	97.22
Surety Bank	5.55	2.62	3.57	70.20
Crews Bank & Trust	4.90	2.40	3.51	98.48
Mainstreet Community Bank Of Florida	5.17	2.60	3.47	94.56
Commerce Bank & Trust	5.13	2.83	3.42	95.79
One Florida Bank	5.74	3.32	3.39	98.60
Sunrise Bank	5.93	3.60	3.33	98.33
Heartland National Bank	4.80	2.19	3.24	96.22
United Southern Bank	4.10	1.28	3.24	98.18
Citizens Bank And Trust	4.35	2.27	2.93	96.77
Winter Park National Bank	4.87	2.72	2.89	97.52
The First National Bank Of Mount Dora	3.85	2.08	2.69	98.35
Citizens First Bank	4.14	1.73	2.63	97.58

Select Peer Average	5.21	2.50	3.80	95.18
----------------------------	------	------	------	-------