

United Southern Bank

Umatilla, FL

Established

3/1/1937

Florida Bank and Thrift Performance Report

Table of Contents

Title	Page
PEER GROUP POSITION	1
EXECUTIVE SUMMARY	2
SELECTED FINANCIAL DATA	3
SECURITIES COMPOSITION	4
LOAN PORTFOLIO COMPOSITION	5
LOAN PORTFOLIO QUALITY	6
DEPOSIT BASE COMPOSITION	7
INTEREST INCOME COMPOSITION	8
INTEREST EXPENSE COMPOSITION	9
NONINTEREST INCOME COMPOSITION	10
NONINTEREST EXPENSE COMPOSITION	11
PEER GROUP COMPARISONS REPORT	12-22

FLORIDA BANKING TEAM

Ted Hacker, Steve Kania, Robert Brink, David Ajvazi, Erica Hines, Sacha Widmaier, Anthony Hagbartsen, Madeline Bogumil, Phillip Berdeguer, Andrew Joyce, Meranda Joseph, Patricia Romero, Vanessa Hossler, Adam McCord, Allyson Wiitala, Jacob Ingram, Rachel Jean, Brendan Yosko, Martha Zubia, Stephanie Flores, Joshua Koelsch, Jacob Frantzen, Sander Maldonado, Brian Katz, Nicholas Singh, Raphael Houssou

Information contained herein was obtained from FIS is believed to be reliable however, accuracy is not guaranteed and all peer and state averages are simple averages.

PEER GROUP POSITION
For the
Central Florida Group

For the three months ended March 31, 2025

Institution name	Total Assets (\$'000's)
Southstate Bank, National Association	65,108,690
Citizens First Bank	4,083,501
Crews Bank & Trust	2,273,574
Cogent Bank	2,131,275
Citizens Bank And Trust	1,396,591
Bank Of Central Florida	1,197,066
United Southern Bank	873,950
Mainstreet Community Bank Of Florida	864,491
Axiom Bank, National Association	861,206
First Bank	813,519
Winter Park National Bank	803,539
Heartland National Bank	763,384
Sunrise Bank	601,221
The First National Bank Of Mount Dora	369,745
First Colony Bank Of Florida	294,806
Surety Bank	213,148
Commerce Bank & Trust	170,268
First National Bank Of Wauchula	87,040

Institution name	Return on Avg Assets (%)
Surety Bank	2.09
First Colony Bank Of Florida	1.83
Winter Park National Bank	1.76
Cogent Bank	1.54
Crews Bank & Trust	1.53
Heartland National Bank	1.48
First Bank	1.29
Bank Of Central Florida	1.29
First National Bank Of Wauchula	1.12
Sunrise Bank	1.12
Citizens First Bank	1.11
United Southern Bank	0.98
Citizens Bank And Trust	0.94
Mainstreet Community Bank Of Florida	0.85
Commerce Bank & Trust	0.81
Southstate Bank, National Association	0.67
The First National Bank Of Mount Dora	0.63
Axiom Bank, National Association	0.04

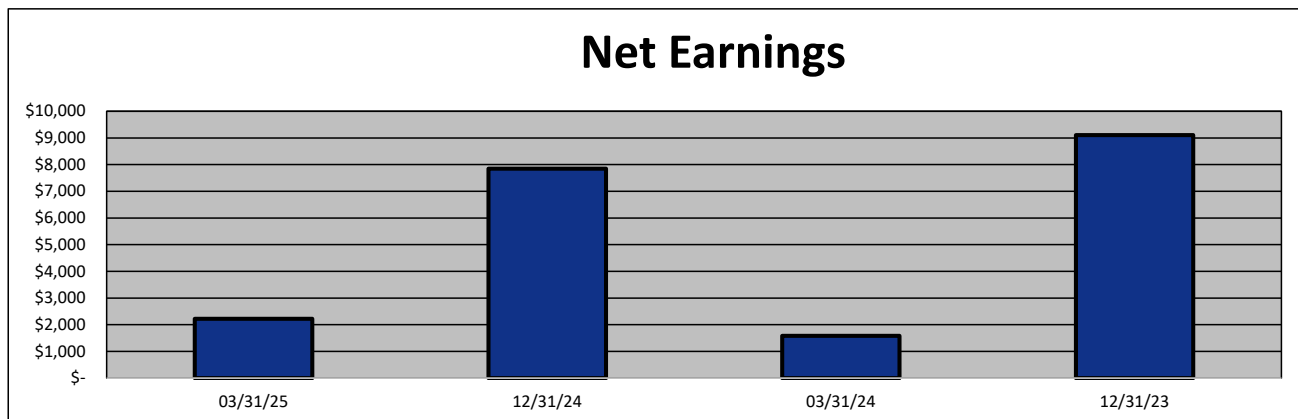
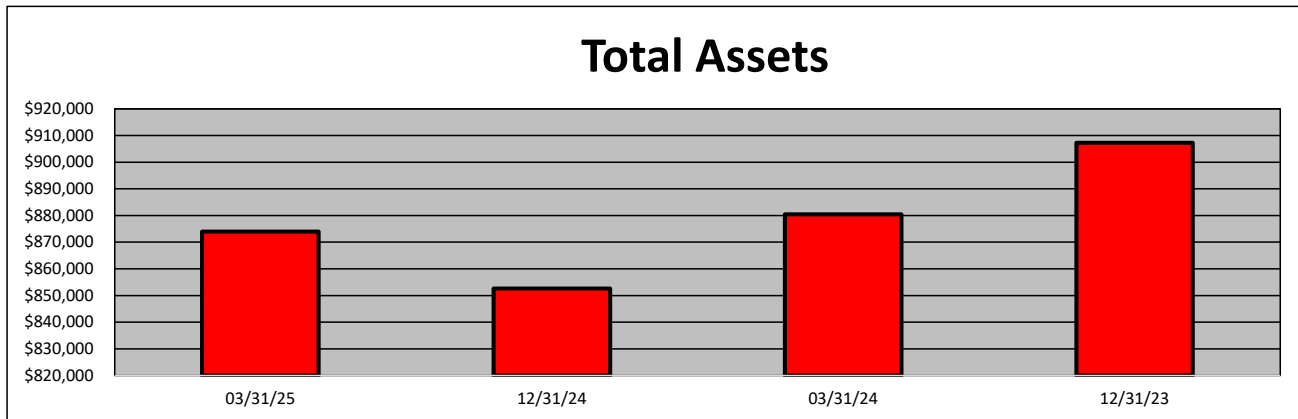
EXECUTIVE SUMMARY - United Southern Bank
(Percentage)

Period Ending	03/31/25	12/31/24	03/31/24	12/31/23	State Avg.	Peer Avg.
CAPITAL RATIOS						
Equity/Assets	5.39	4.64	3.92	3.92	11.26	8.47
Leverage Ratio	9.47	9.15	8.44	8.34	17.35	9.90
Tier 1 Cap/Risk Based Assets	0.00	0.00	15.97	16.32	18.59	11.29
Risk Based Ratio	0.00	0.00	17.22	17.58	19.41	12.09
Common Equity Tier 1 Capital Ratio	NA	0.00	15.97	16.32	18.53	11.29
BALANCE SHEET RATIOS:						
Loan/Deposit Ratio	50.13	51.53	47.89	47.21	73.43	64.44
Loans/Assets	46.94	47.11	42.82	41.01	62.13	57.68
Securities/Assets	36.22	37.36	42.33	42.86	18.87	25.83
PROFITABILITY:						
Return on Avg Assets	0.98	0.85	0.67	0.98	0.20	1.17
Return on Avg Equity	20.57	20.13	18.06	34.54	10.12	16.50
Nonint Income/Avg Assets	0.58	0.58	0.56	0.59	0.78	0.83
Net Overhead Ratio	1.72	1.67	1.68	1.54	2.92	1.78
Efficiency Ratio	62.97	66.95	70.67	62.12	93.91	61.53
Assets (per million) per Employee	5.75	5.61	5.64	5.89	10.55	9.45
ASSET QUALITY:						
Allowance/Loans	2.25	2.29	2.52	2.52	1.27	1.48
Nonperforming Loans/Total Loans	0.38	0.40	0.46	0.39	0.52	0.45
Nonperforming Assets/Total Assets	0.18	0.19	0.20	0.16	0.36	0.28
Adjusted Texas Ratio	2.80	3.26	3.92	3.25	3.38	3.70
YIELDS & COSTS:						
Yield on earning assets	4.06	4.01	3.87	3.69	5.40	5.12
Cost of funds	1.30	1.49	1.26	1.23	2.84	2.46
Net interest margin	3.17	2.88	2.68	2.85	3.13	3.70
Avg Earning Assets/Avg Assets	96.02	96.23	96.53	99.14	95.62	94.82

SELECTED FINANCIAL DATA - United Southern Bank
(Dollars in Thousands)

As of:	03/31/25	12/31/24	03/31/24	12/31/23	\$ Change 12 MTHS	% Change 12 MTHS
Total Assets	873,950	852,633	880,436	907,269	(6,486)	(0.74)
Cash and Equivalents	107,494	88,856	87,739	102,308	19,755	22.52
Securities	316,540	318,507	372,658	388,857	(56,118)	(15.06)
Loans, net	410,231	401,638	377,041	372,049	33,190	8.80
Deposit Accounts	818,331	779,500	787,320	788,104	31,011	3.94
Fed Funds & Repos	-	-	-	-	-	NA
Total Equity	47,096	39,534	34,531	35,589	12,565	36.39

Period Ending	03/31/25	12/31/24	03/31/24	12/31/23	\$ Change 12 MTHS	% Change 12 MTHS
Net Earnings	2,227	7,853	1,583	9,105	644	40.68
Interest Income	8,827	35,497	8,836	33,874	(9)	(0.10)
Interest Expense	1,932	9,986	2,707	7,728	(775)	(28.63)
Net Interest Income	6,895	25,511	6,129	26,146	766	12.50
Prov for Credit Losses	-	-	-	(273)	-	NA
Noninterest income	1,305	5,369	1,315	5,502	(10)	(0.76)
Gain on Sale of Securities	-	-	-	-	-	NA
Noninterest Expense	5,187	20,781	5,290	19,766	(103)	(1.95)
Net Operating Income	3,013	10,099	2,154	12,155	859	39.88
Income Taxes	803	2,357	571	2,777	232	40.63

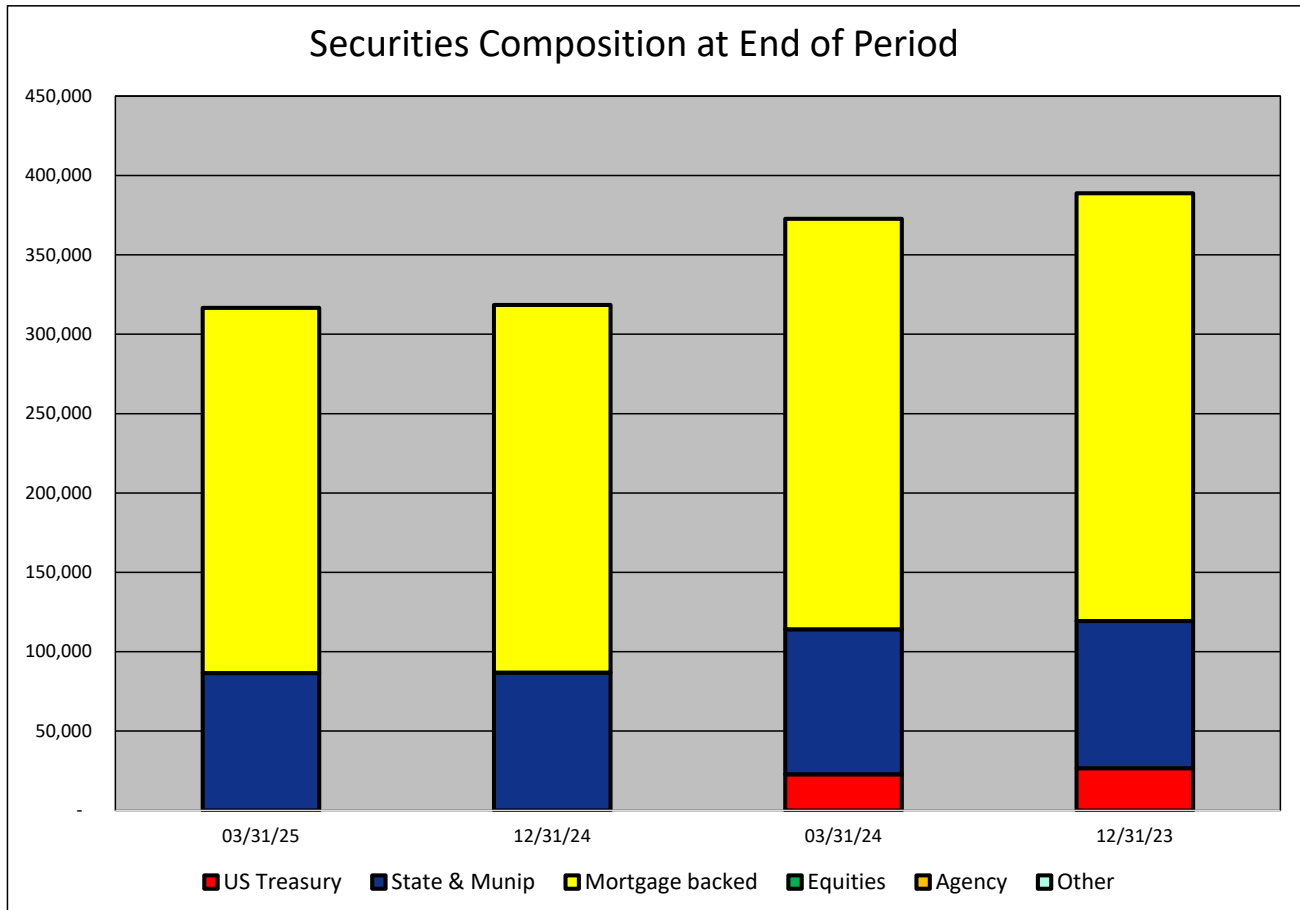


SECURITIES COMPOSITION - United Southern Bank
(Dollars in Thousands)

As of:	03/31/25	12/31/24	03/31/24	12/31/23	\$ Change 12 MTHS	% Change 12 MTHS
--------	----------	----------	----------	----------	----------------------	---------------------

SECURITIES CATEGORY:

US Treasury	-	-	22,797	26,596	(22,797)	(100.00)
State & Munip	86,552	86,828	91,277	92,811	(4,725)	(5.18)
Mortgage backed	229,988	231,679	258,584	269,450	(28,596)	(11.06)
Equities	-	-	-	-	-	NA
Agency	-	-	-	-	-	NA
Other	-	-	-	-	-	NA
Total Securities	316,540	318,507	372,658	388,857	(56,118)	(15.06)

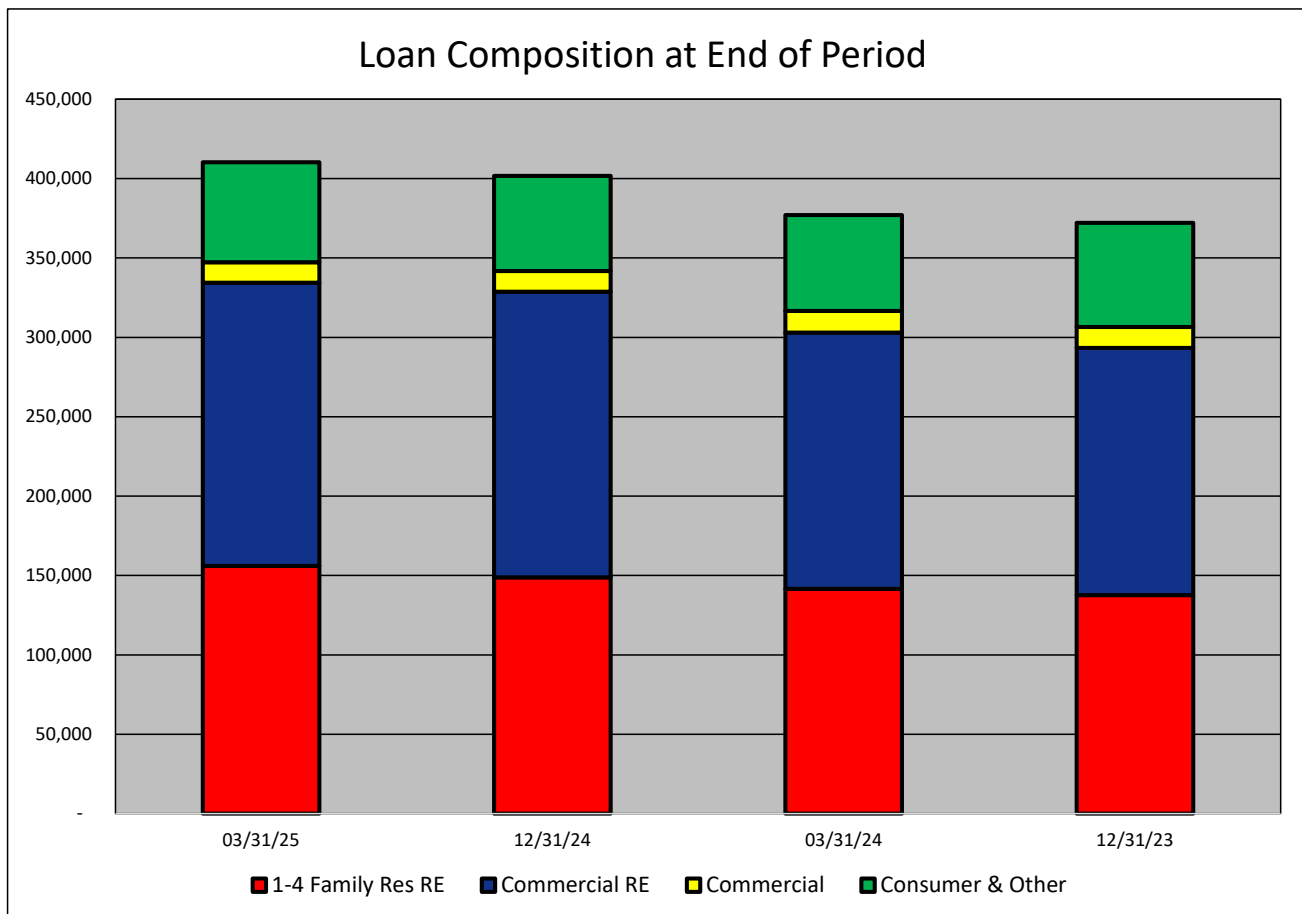


LOAN PORTFOLIO COMPOSITION - United Southern Bank
(Dollars in Thousands)

As of:	03/31/25	12/31/24	03/31/24	12/31/23	\$ Change 12 MTHS	% Change 12 MTHS
--------	----------	----------	----------	----------	----------------------	---------------------

LOAN CATEGORY:

1-4 Family Res RE	156,050	148,789	141,641	137,675	14,409	10.17
Commercial RE	178,441	179,967	161,426	155,633	17,015	10.54
Commercial	12,825	13,048	13,508	13,241	(683)	(5.06)
Consumer & Other	62,915	59,834	60,466	65,500	2,449	4.05
Loans, Net	410,231	401,638	377,041	372,049	33,190	8.80



LOAN PORTFOLIO QUALITY - United Southern Bank
(Dollars in Thousands)

As of:	03/31/25	12/31/24	03/31/24	12/31/23	\$ Change 12 MTHS	% Change 12 MTHS
--------	----------	----------	----------	----------	----------------------	---------------------

ALLOWANCE FOR CREDIT LOSSES (LOANS):

Beginning Balance	9,211	9,382	9,382	9,684	(171)	(1.82)
Total Recoveries	35	35	9	42	26	288.89
Total Charge-offs	6	206	37	71	(31)	(83.78)
Provision Expense	-	-	-	(273)	-	NA
Writedown Transfer Loans HFS	-	-	-	-	-	NA
Adjustments	-	-	144	-	(144)	(100.00)
Ending Balance	9,240	9,211	9,498	9,382	(258)	(2.72)

NON-PERFORMING ASSETS:

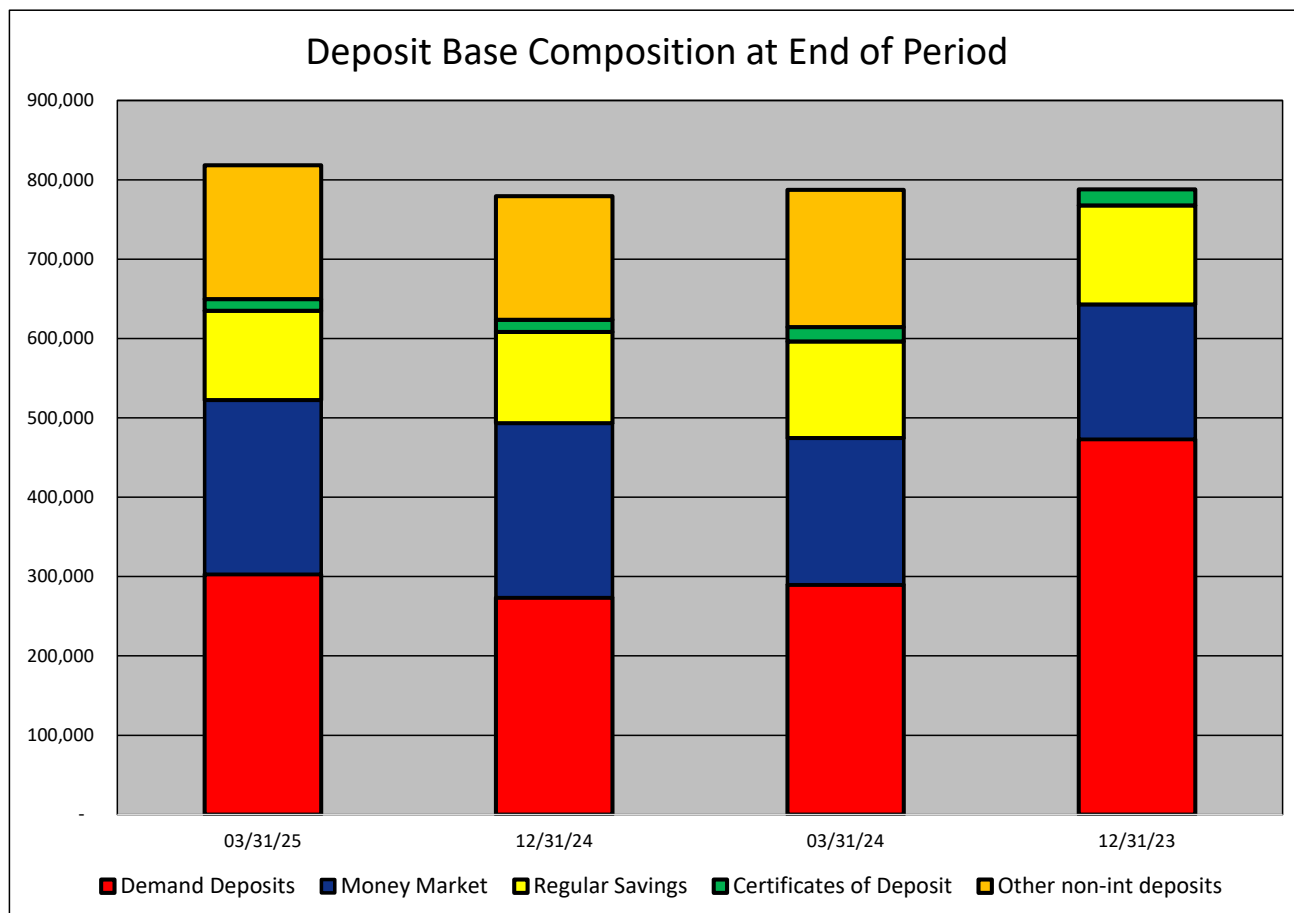
Total-90+ Days Past Due	-	-	-	34	-	NA
Total-Nonaccrual	1,577	1,590	1,724	1,428	(147)	(8.53)
Foreclosed Real Estate	-	-	-	-	-	NA
Total Non-perf Assets	1,577	1,590	1,724	1,462	(147)	(8.53)

DEPOSIT BASE COMPOSITION - United Southern Bank
(Dollars in Thousands)

As of:	03/31/25	12/31/24	03/31/24	12/31/23	\$ Change 12 MTHS	% Change 12 MTHS
--------	----------	----------	----------	----------	----------------------	---------------------

DEPOSIT BASE CATEGORY:

Demand Deposits	302,741	273,407	289,753	473,103	12,988	4.48
Money Market	219,608	220,010	184,779	169,746	34,829	18.85
Regular Savings	112,609	114,708	121,636	124,827	(9,027)	(7.42)
Certificates of Deposit	14,834	15,343	18,279	20,428	(3,445)	(18.85)
Other non-int deposits	168,539	156,032	172,873	-	(4,334)	(2.51)
Total Deposits	818,331	779,500	787,320	788,104	31,011	3.94

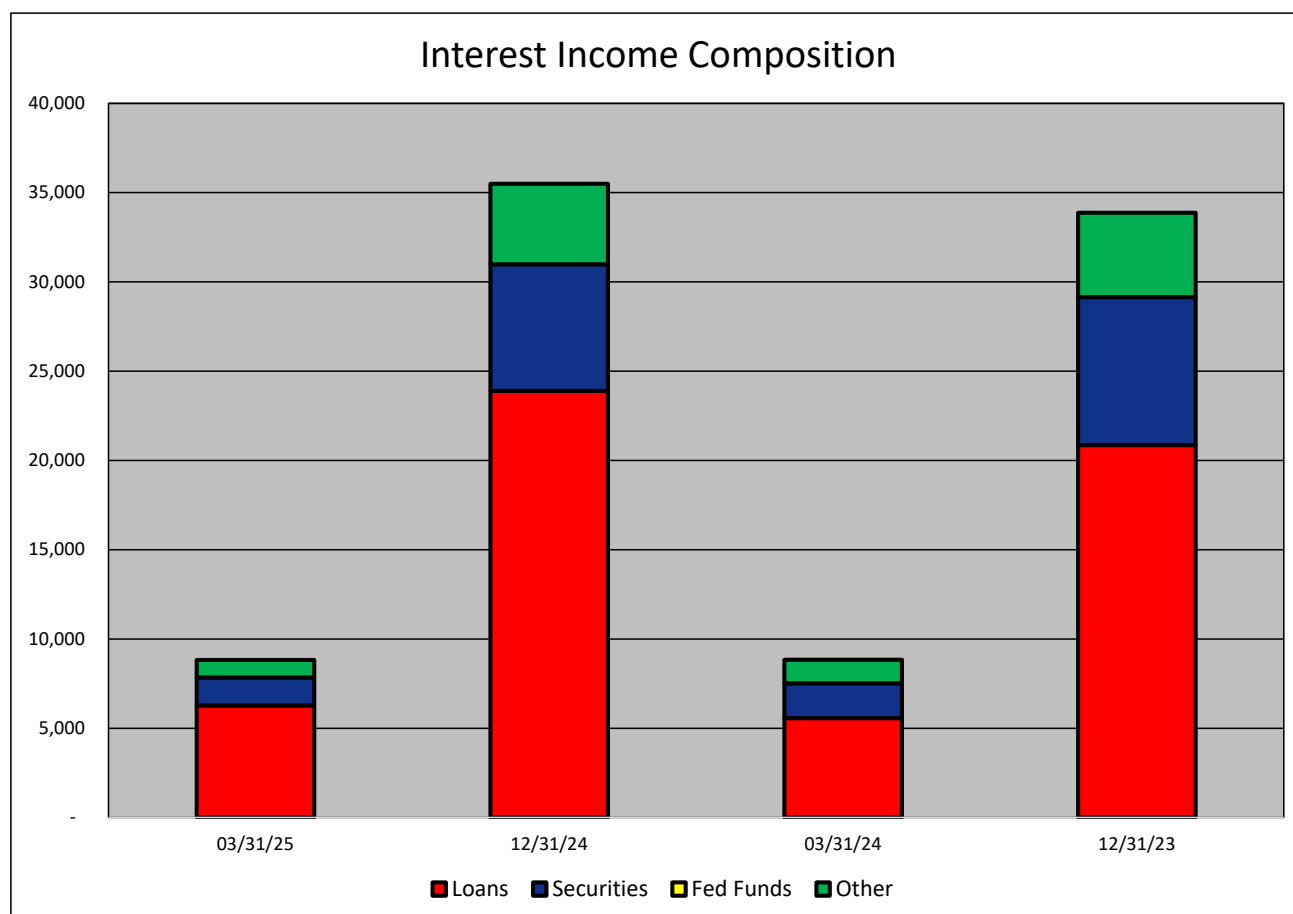


INTEREST INCOME COMPOSITION- United Southern Bank
(Dollars in Thousands)

As of:	03/31/25	12/31/24	03/31/24	12/31/23	\$ Change 12 MTHS	% Change 12 MTHS
--------	----------	----------	----------	----------	----------------------	---------------------

INTEREST INCOME CATEGORY

Loans	6,281	23,892	5,564	20,858	717	12.89
Securities	1,565	7,097	1,955	8,289	(390)	(19.95)
Fed Funds	-	-	-	-	-	NA
Other	981	4,508	1,317	4,727	(336)	(25.51)
Total Int Income	8,827	35,497	8,836	33,874	(9)	(0.10)

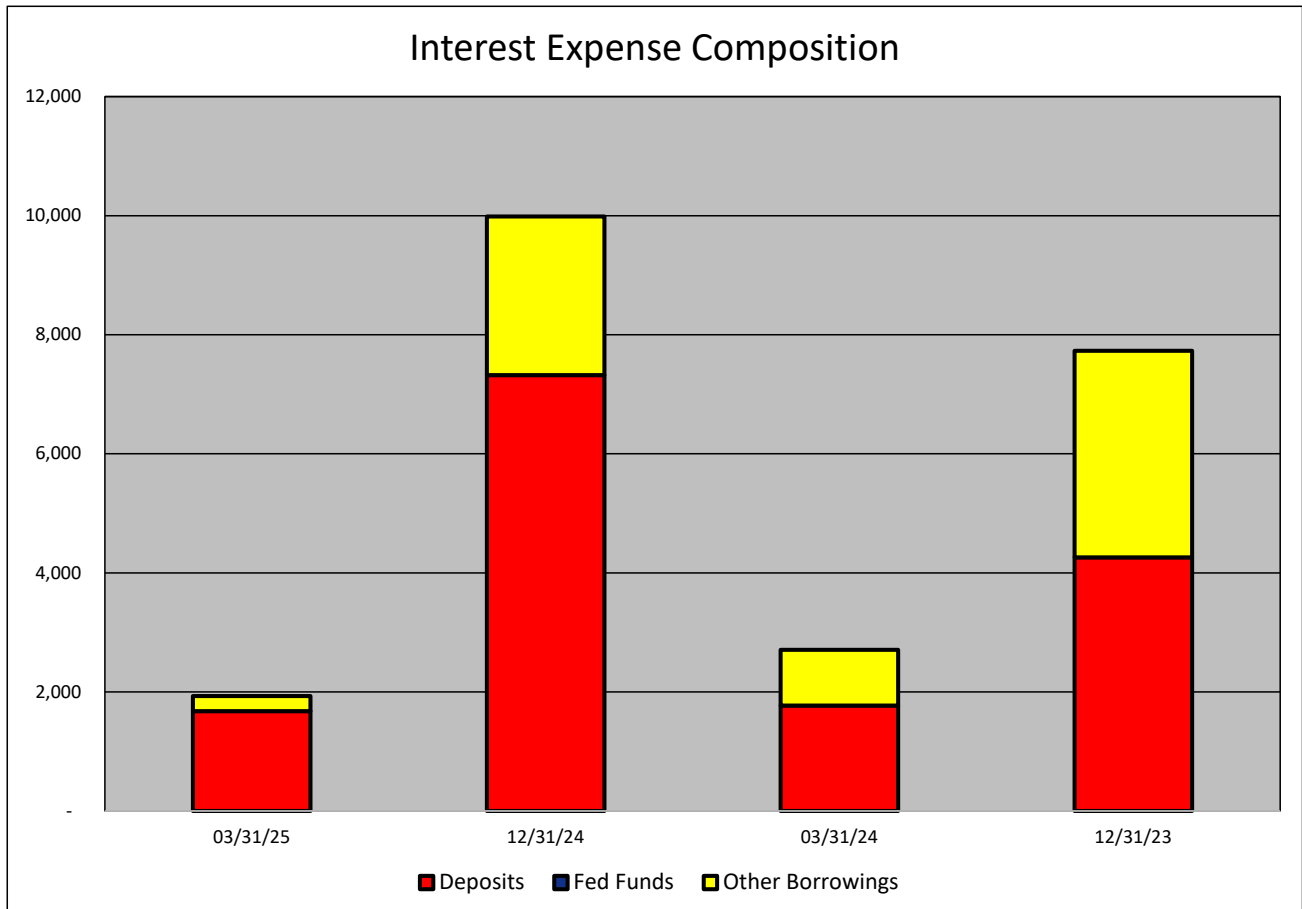


INTEREST EXPENSE COMPOSITION- United Southern Bank
(Dollars in Thousands)

As of:	03/31/25	12/31/24	03/31/24	12/31/23	\$ Change 12 MTHS	% Change 12 MTHS
--------	----------	----------	----------	----------	----------------------	---------------------

INTEREST EXPENSE CATEGORY

Deposits	1,678	7,323	1,772	4,258	(94)	(5.30)
Fed Funds	-	-	-	-	-	NA
Other Borrowings	254	2,663	935	3,470	(681)	(72.83)
Total Int Expense	1,932	9,986	2,707	7,728	(775)	(28.63)

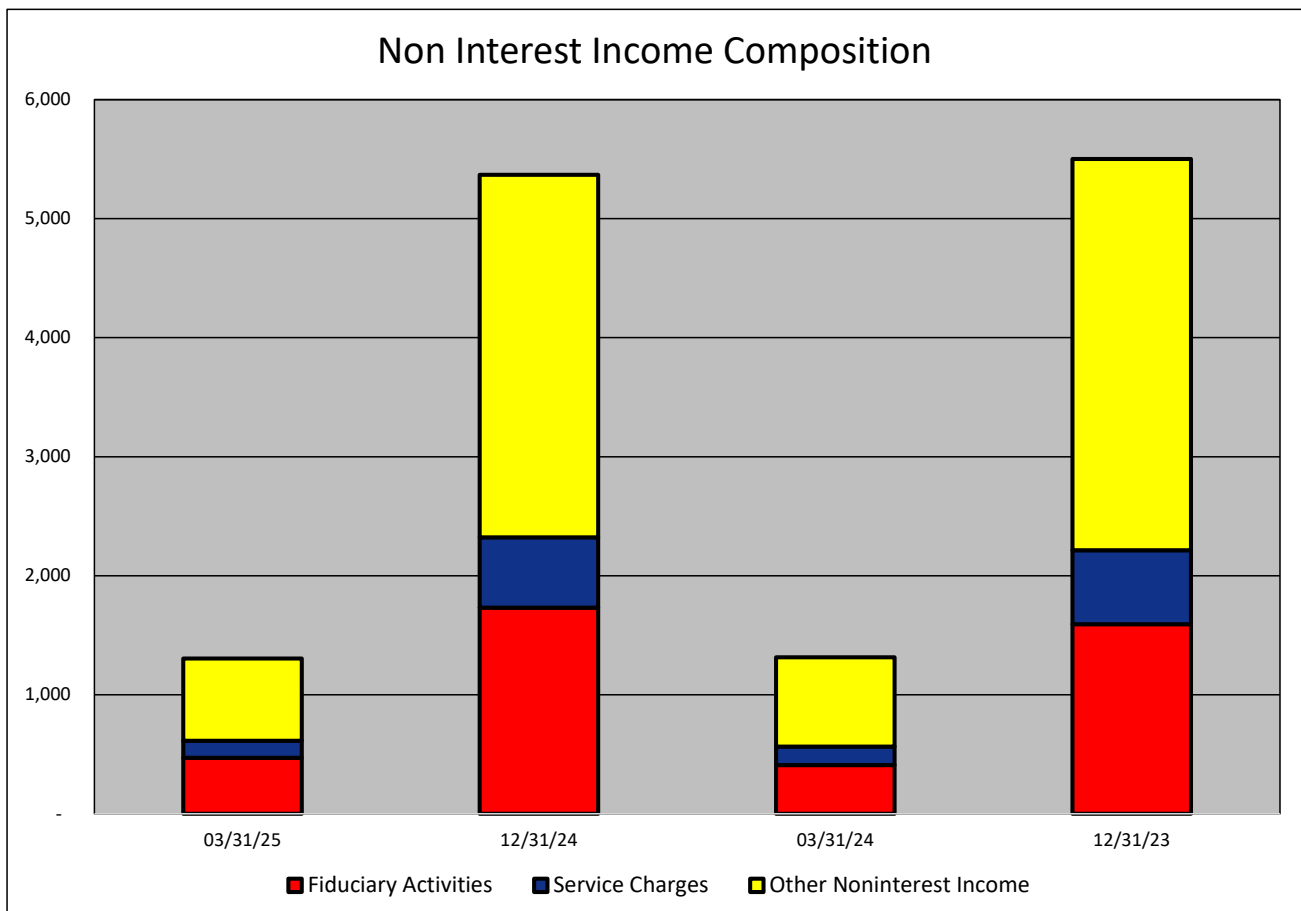


NONINTEREST INCOME COMPOSITION- United Southern Bank
(Dollars in Thousands)

As of:	03/31/25	12/31/24	03/31/24	12/31/23	\$ Change 12 MTHS	% Change 12 MTHS
--------	----------	----------	----------	----------	----------------------	---------------------

NONINTEREST INCOME CATEGORY

Fiduciary Activities	470	1,731	409	1,592	61	14.91
Service Charges	144	591	156	623	(12)	(7.69)
Other Noninterest Income	691	3,047	750	3,287	(59)	(7.87)
Total Nonint. Income	1,305	5,369	1,315	5,502	(10)	(0.76)

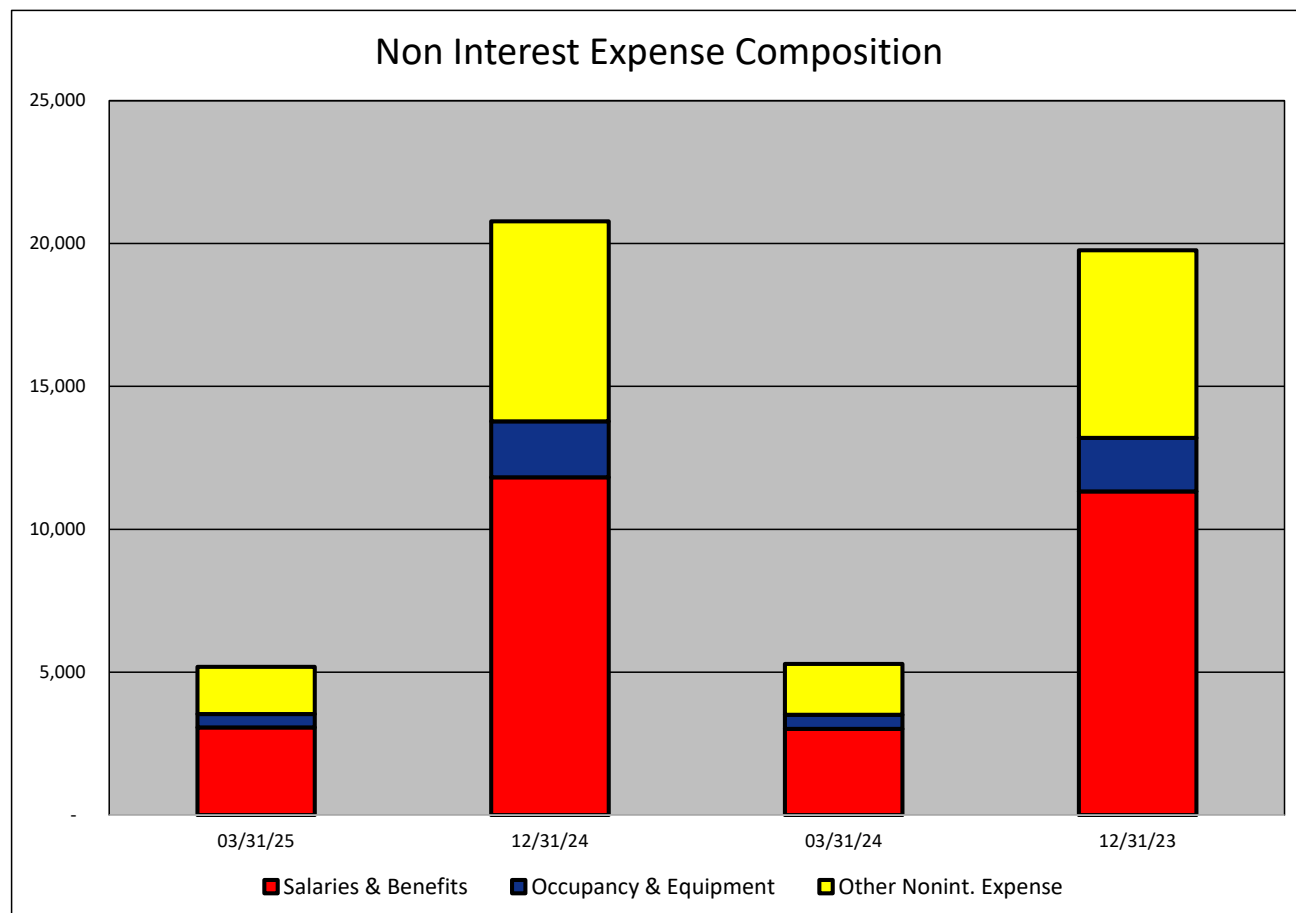


NONINTEREST EXPENSE COMPOSITION- United Southern Bank
(Dollars in Thousands)

As of:	03/31/25	12/31/24	03/31/24	12/31/23	\$ Change 12 MTHS	% Change 12 MTHS
--------	----------	----------	----------	----------	----------------------	---------------------

NONINTEREST EXPENSE CATEGORY

Salaries & Benefits	3,063	11,816	3,019	11,323	44	1.46
Occupancy & Equipment	473	1,964	493	1,880	(20)	(4.06)
Other Nonint. Expense	1,651	7,001	1,778	6,563	(127)	(7.14)
Total Nonint. Expense	5,187	20,781	5,290	19,766	(103)	(1.95)



PEER GROUP COMPARISONS REPORT
Central Florida Group

BALANCE SHEET

Institution name	Total Assets \$000		% Change in Assets
	This Year	Last Year	
Southstate Bank, National Association	65,108,690	45,127,613	44.28
Sunrise Bank	601,221	521,738	15.23
Cogent Bank	2,131,275	1,861,049	14.52
First Bank	813,519	721,527	12.75
Bank Of Central Florida	1,197,066	1,087,312	10.09
Mainstreet Community Bank Of Florida	864,491	788,555	9.63
Citizens First Bank	4,083,501	3,828,464	6.66
Heartland National Bank	763,384	715,955	6.62
Citizens Bank And Trust	1,396,591	1,313,139	6.36
Surety Bank	213,148	204,609	4.17
Crews Bank & Trust	2,273,574	2,189,810	3.83
United Southern Bank	873,950	880,436	(0.74)
Axiom Bank, National Association	861,206	873,749	(1.44)
Winter Park National Bank	803,539	827,920	(2.94)
Commerce Bank & Trust	170,268	177,758	(4.21)
First National Bank Of Wauchula	87,040	91,225	(4.59)
The First National Bank Of Mount Dora	369,745	397,544	(6.99)
First Colony Bank Of Florida	294,806	322,108	(8.48)

Select Peer Average	4,605,945	3,440,584	5.82
----------------------------	-----------	-----------	------

PEER GROUP COMPARISONS REPORT
Central Florida Group

BALANCE SHEET

Institution name	Total Loans \$000		% Change in Loans
	This Year	Last Year	
Southstate Bank, National Association	47,124,650	32,723,863	44.01
Mainstreet Community Bank Of Florida	615,288	524,216	17.37
Sunrise Bank	474,940	413,784	14.78
First Colony Bank Of Florida	202,044	178,616	13.12
Citizens Bank And Trust	798,458	719,387	10.99
United Southern Bank	410,231	377,041	8.80
Cogent Bank	1,635,557	1,524,626	7.28
The First National Bank Of Mount Dora	130,163	121,460	7.17
Bank Of Central Florida	783,619	746,939	4.91
First Bank	446,647	428,567	4.22
Crews Bank & Trust	1,220,909	1,174,657	3.94
Winter Park National Bank	450,170	440,034	2.30
Citizens First Bank	1,320,178	1,293,951	2.03
Heartland National Bank	159,222	156,965	1.44
Commerce Bank & Trust	126,385	126,295	0.07
First National Bank Of Wauchula	66,379	67,668	(1.90)
Axiom Bank, National Association	558,172	582,764	(4.22)
Surety Bank	69,443	82,653	(15.98)

Select Peer Average	3,144,025	2,315,749	6.68
----------------------------	-----------	-----------	------

PEER GROUP COMPARISONS REPORT
Central Florida Group

CAPITAL RATIOS
For the three months ended March 31, 2025

Institution name	Equity/ Assets	Leverage Ratio	Tier 1 Risk- based Ratio	Risk based Capital Ratio	Common Equity Tier 1 Capital Ratio
Surety Bank	9.15	13.28	25.93	27.05	25.93
Citizens First Bank	10.76	12.85	19.58	20.52	19.58
The First National Bank Of Mount Dora	8.75	12.12	17.28	18.23	17.28
First National Bank Of Wauchula	10.25	11.48	0.00	0.00	0.00
Axiom Bank, National Association	10.72	10.68	14.37	15.62	14.37
Crews Bank & Trust	10.21	10.45	0.00	0.00	0.00
Commerce Bank & Trust	7.06	9.98	12.76	14.01	12.76
Southstate Bank, National Association	14.21	9.92	12.29	13.48	12.29
Heartland National Bank	9.06	9.74	28.86	30.01	28.86
United Southern Bank	5.39	9.47	0.00	0.00	0.00
Sunrise Bank	8.17	9.29	0.00	0.00	0.00
First Bank	8.37	9.20	14.70	15.96	14.70
Mainstreet Community Bank Of Florida	7.89	9.09	0.00	0.00	0.00
First Colony Bank Of Florida	8.41	9.06	12.00	13.25	12.00
Cogent Bank	8.71	8.91	10.75	11.78	10.75
Bank Of Central Florida	6.91	8.08	11.11	12.02	11.11
Citizens Bank And Trust	2.57	7.65	12.21	13.17	12.21
Winter Park National Bank	5.86	6.92	11.35	12.57	11.35

Select Peer Average	8.47	9.90	11.29	12.09	11.29
----------------------------	------	------	-------	-------	-------

PEER GROUP COMPARISONS REPORT
Central Florida Group

BALANCE SHEET RATIOS
For the three months ended March 31, 2025

Institution name	Loans/ Deposits	Gross Loans/ Assets	Securities/ Assets
Sunrise Bank	89.57	79.00	14.19
First National Bank Of Wauchula	89.16	76.26	6.22
Southstate Bank, National Association	88.18	72.38	12.36
Cogent Bank	84.74	76.74	18.52
Commerce Bank & Trust	83.25	74.23	14.46
Mainstreet Community Bank Of Florida	77.93	71.17	19.47
First Colony Bank Of Florida	75.24	68.53	18.30
Axiom Bank, National Association	73.25	64.81	18.20
Bank Of Central Florida	70.99	65.46	17.71
First Bank	60.37	54.90	23.47
Winter Park National Bank	60.31	56.02	26.23
Crews Bank & Trust	60.18	53.70	27.02
Citizens Bank And Trust	59.82	57.17	36.08
United Southern Bank	50.13	46.94	36.22
The First National Bank Of Mount Dora	38.97	35.20	53.80
Citizens First Bank	38.02	32.33	60.31
Surety Bank	35.90	32.58	14.42
Heartland National Bank	23.86	20.86	47.99

Select Peer Average	64.44	57.68	25.83
----------------------------	--------------	--------------	--------------

PEER GROUP COMPARISONS REPORT
Central Florida Group

PROFITABILITY RATIOS
For the three months ended March 31, 2025

Institution name	Avg Total Assets (\$000)	Return on Avg Assets	Return on Avg Equity
Surety Bank	193,401	2.09	20.74
First Colony Bank Of Florida	303,304	1.83	22.45
Winter Park National Bank	821,592	1.76	32.33
Cogent Bank	2,055,392	1.54	17.51
Crews Bank & Trust	2,222,772	1.53	14.86
Heartland National Bank	746,051	1.48	16.47
First Bank	772,076	1.29	15.00
Bank Of Central Florida	1,190,926	1.29	18.99
First National Bank Of Wauchula	86,675	1.12	11.13
Sunrise Bank	601,090	1.12	14.06
Citizens First Bank	4,146,429	1.11	10.84
United Southern Bank	905,103	0.98	20.57
Citizens Bank And Trust	1,443,668	0.94	45.28
Mainstreet Community Bank Of Florida	861,932	0.85	11.08
Commerce Bank & Trust	174,668	0.81	12.60
Southstate Bank, National Association	65,032,626	0.67	5.64
The First National Bank Of Mount Dora	356,436	0.63	7.09
Axiom Bank, National Association	858,745	0.04	0.39

Select Peer Average	4,598,494	1.17	16.50
----------------------------	-----------	------	-------

PEER GROUP COMPARISONS REPORT
Central Florida Group

PROFITABILITY RATIOS
For the three months ended March 31, 2025

Institution name	Noninterest Income/AA	Net Overhead Ratio	Efficiency Ratio	Assets (per million) per Employee
Winter Park National Bank	0.06	1.06	39.76	25.92
Heartland National Bank	0.26	1.18	42.01	14.14
Southstate Bank, National Association	2.03	0.50	46.30	10.17
First Colony Bank Of Florida	0.12	1.68	47.19	15.52
Bank Of Central Florida	0.18	1.73	50.71	11.08
Citizens First Bank	0.56	1.06	51.28	10.08
Cogent Bank	0.52	2.24	56.07	8.99
First Bank	0.58	1.88	57.77	7.67
Crews Bank & Trust	0.75	1.71	59.26	6.23
Sunrise Bank	0.07	1.93	60.93	10.19
United Southern Bank	0.58	1.72	62.97	5.75
Surety Bank	3.58	0.26	63.34	5.76
Mainstreet Community Bank Of Florida	0.71	2.00	68.68	8.31
Citizens Bank And Trust	0.71	1.73	69.17	7.31
Commerce Bank & Trust	0.21	2.33	73.42	8.11
First National Bank Of Wauchula	0.44	3.66	78.39	3.96
The First National Bank Of Mount Dora	2.50	1.86	82.46	4.51
Axiom Bank, National Association	1.03	3.51	97.82	6.33

Select Peer Average	0.83	1.78	61.53	9.45
----------------------------	------	------	-------	------

PEER GROUP COMPARISONS REPORT
Central Florida Group

ASSET QUALITY RATIOS
For the three months ended March 31, 2025

Institution name	Allowance/ Loans	Nonperf Loans/ Total Loans	Nonperf Assets/ Total Assets	Adjusted Texas Ratio
Commerce Bank & Trust	1.42	0.00	0.00	0.00
Bank Of Central Florida	1.00	0.00	0.00	0.03
First Bank	1.73	0.00	0.00	0.00
Winter Park National Bank	1.30	0.04	0.02	0.35
Crews Bank & Trust	1.92	0.07	0.04	0.34
Heartland National Bank	1.65	0.20	0.04	0.44
Citizens First Bank	1.75	0.13	0.05	0.41
Cogent Bank	1.03	0.16	0.12	1.26
The First National Bank Of Mount Dora	1.59	0.34	0.12	1.29
Sunrise Bank	1.23	0.19	0.15	0.00
Surety Bank	1.60	0.45	0.15	1.51
United Southern Bank	2.25	0.38	0.18	2.80
First Colony Bank Of Florida	1.53	0.47	0.32	3.41
Southstate Bank, National Association	1.32	0.58	0.43	3.64
Mainstreet Community Bank Of Florida	1.25	1.04	0.74	8.47
First National Bank Of Wauchula	1.54	1.11	0.84	7.38
Citizens Bank And Trust	1.05	1.51	0.86	27.31
Axiom Bank, National Association	1.40	1.40	0.92	7.99

Select Peer Average	1.48	0.45	0.28	3.70
----------------------------	------	------	------	------

PEER GROUP COMPARISONS REPORT
Central Florida Group

STATEMENT OF CONDITION (% OF ASSETS)
For the three months ended March 31, 2025

Institution name	Cash & Nointerest bearing Deps	Interest- bearing Bal	Fed Funds Sold & Repos	Held to Maturity Secs	Available for Sale Secs
Surety Bank	25.42	23.20	0.00	0.00	14.42
First National Bank Of Wauchula	6.88	6.20	0.00	0.00	6.22
First Bank	2.38	14.74	1.30	0.00	23.47
First Colony Bank Of Florida	1.63	11.49	0.00	10.39	7.91
Commerce Bank & Trust	1.42	6.11	0.00	0.00	14.46
Mainstreet Community Bank Of Florida	1.32	1.21	2.54	0.00	19.47
Axiom Bank, National Association	1.15	12.69	0.00	0.00	18.20
Winter Park National Bank	1.11	15.06	0.00	18.00	8.23
Southstate Bank, National Association	1.06	4.00	0.01	3.37	8.99
Heartland National Bank	1.01	27.90	0.00	0.00	47.99
Citizens First Bank	0.92	0.17	3.29	0.00	60.31
Crews Bank & Trust	0.85	17.59	0.00	18.34	8.69
United Southern Bank	0.77	11.53	0.00	0.79	35.43
Sunrise Bank	0.59	4.77	0.00	0.83	13.36
The First National Bank Of Mount Dora	0.50	4.55	0.00	0.00	53.80
Bank Of Central Florida	0.47	13.52	0.00	0.00	17.71
Citizens Bank And Trust	0.24	4.13	0.00	0.00	36.08
Cogent Bank	0.12	4.17	0.00	0.00	18.52

Select Peer Average	2.66	10.17	0.40	2.87	22.96
----------------------------	-------------	--------------	-------------	-------------	--------------

PEER GROUP COMPARISONS REPORT
Central Florida Group

STATEMENT OF CONDITION (% OF ASSETS)
For the three months ended March 31, 2025

Institution name	Net Loans & Leases	Premises & Fixed Assets	Total Real Estate Owned	Intangible Assets
Sunrise Bank	78.03	1.40	0.00	0.00
Cogent Bank	75.89	0.26	0.00	0.12
First National Bank Of Wauchula	75.09	1.42	0.00	0.00
Commerce Bank & Trust	73.17	1.25	0.00	0.00
Southstate Bank, National Association	70.87	1.57	0.01	5.58
Mainstreet Community Bank Of Florida	70.23	2.25	0.00	0.01
First Colony Bank Of Florida	67.48	0.37	0.00	0.00
Bank Of Central Florida	64.81	1.42	0.00	0.02
Axiom Bank, National Association	63.91	1.37	0.01	0.11
Citizens Bank And Trust	56.57	1.27	0.00	0.00
Winter Park National Bank	55.29	0.34	0.00	0.00
First Bank	53.95	1.82	0.00	0.00
Crews Bank & Trust	52.67	1.12	0.00	0.00
United Southern Bank	45.88	1.15	0.00	0.00
The First National Bank Of Mount Dora	34.64	1.09	0.00	0.00
Surety Bank	32.06	1.18	0.00	0.00
Citizens First Bank	31.55	1.35	0.01	0.45
Heartland National Bank	20.51	0.51	0.00	0.00

Select Peer Average	56.81	1.17	0.00	0.35
----------------------------	--------------	-------------	-------------	-------------

PEER GROUP COMPARISONS REPORT
Central Florida Group

STATEMENT OF CONDITION (% OF TOTAL FUNDING SOURCES)
For the three months ended March 31, 2025

Institution name	Non Interest Bearing Deps	Interest Bearing Deps	Total Deps	Total Fed Funds & Repos	Other Borrowed Money
Surety Bank	46.69	53.31	100.00	0.00	0.00
The First National Bank Of Mount Dora	41.77	58.23	100.00	0.00	0.00
Commerce Bank & Trust	40.24	57.56	97.80	2.20	0.00
Axiom Bank, National Association	38.24	61.76	100.00	0.00	0.00
Crews Bank & Trust	36.21	63.68	99.89	0.11	0.00
First Colony Bank Of Florida	35.59	64.41	100.00	0.00	0.00
First Bank	35.03	64.97	100.00	0.00	0.00
Citizens Bank And Trust	34.94	64.08	99.02	0.98	0.00
Bank Of Central Florida	32.49	67.51	100.00	0.00	0.00
Mainstreet Community Bank Of Florida	31.75	68.25	100.00	0.00	0.00
First National Bank Of Wauchula	30.81	66.57	97.38	0.00	2.62
United Southern Bank	29.04	70.96	100.00	0.00	0.00
Cogent Bank	28.50	71.50	100.00	0.00	0.00
Southstate Bank, National Association	25.61	73.13	98.74	1.26	0.00
Heartland National Bank	23.73	73.23	96.96	3.04	0.00
Winter Park National Bank	22.17	76.76	98.93	1.07	0.00
Sunrise Bank	22.04	74.86	96.89	0.00	3.11
Citizens First Bank	15.41	80.77	96.18	3.82	0.00

Select Peer Average	31.68	67.31	98.99	0.69	0.32
----------------------------	-------	-------	-------	------	------

PEER GROUP COMPARISONS REPORT
Central Florida Group

YIELDS, COSTS & SPREADS - ASSET YIELDS
For the three months ended March 31, 2025

Institution name	Yield on Earning Assets	Cost of Funds	Net Interest Margin	Avg Earning Assets/AA
First National Bank Of Wauchula	6.82	2.52	5.22	91.62
Cogent Bank	6.65	3.46	4.40	99.33
First Bank	4.99	1.83	3.86	94.59
Southstate Bank, National Association	5.54	2.47	3.82	89.70
Axiom Bank, National Association	5.90	3.78	3.76	96.12
Bank Of Central Florida	5.05	2.12	3.68	97.19
First Colony Bank Of Florida	5.25	1.88	3.61	99.14
Mainstreet Community Bank Of Florida	5.12	2.57	3.42	94.39
Crews Bank & Trust	4.79	2.40	3.41	98.53
Surety Bank	5.31	2.58	3.36	69.95
Commerce Bank & Trust	5.05	2.84	3.34	95.58
Heartland National Bank	4.84	2.15	3.30	96.19
Sunrise Bank	5.89	3.64	3.27	98.25
United Southern Bank	4.06	1.30	3.17	96.02
Citizens Bank And Trust	4.28	2.23	2.89	96.70
Winter Park National Bank	4.83	2.75	2.82	97.65
The First National Bank Of Mount Dora	3.75	2.05	2.61	98.24
Citizens First Bank	4.11	1.75	2.59	97.49

Select Peer Average	5.12	2.46	3.70	94.82
----------------------------	------	------	------	-------