

# Southstate Bank, National Association

Winter Haven, FL

Established  
2/21/1992

## Florida Bank and Thrift Performance Report

### Table of Contents

<b>Title</b>	<b>Page</b>
PEER GROUP POSITION	1
EXECUTIVE SUMMARY	2
SELECTED FINANCIAL DATA	3
SECURITIES COMPOSITION	4
LOAN PORTFOLIO COMPOSITION	5
LOAN PORTFOLIO QUALITY	6
DEPOSIT BASE COMPOSITION	7
INTEREST INCOME COMPOSITION	8
INTEREST EXPENSE COMPOSITION	9
NONINTEREST INCOME COMPOSITION	10
NONINTEREST EXPENSE COMPOSITION	11
PEER GROUP COMPARISONS REPORT	12-22

---

#### FLORIDA BANKING TEAM

Ted Hacker, Steve Kania, Robert Brink, David Ajvazi, Erica Hines, Sacha Widmaier, Anthony Hagbartsen, Madeline Bogumil, Phillip Berdeguer, Andrew Joyce, Meranda Joseph, Patricia Romero, Vanessa Hossler, Adam McCord, Allyson Wiitala, Jacob Ingram, Rachel Jean, Brendan Yosko, Martha Zubia, Stephanie Flores, Joshua Koelsch, Jacob Frantzen, Sander Maldonado, Brian Katz, Nicholas Singh, Raphael Houssou

Information contained herein was obtained from FIS is believed to be reliable  
however, accuracy is not guaranteed and all peer and state averages are simple averages.

**PEER GROUP POSITION**  
**For the**  
***Central Florida Group***

**For the three months ended March 31, 2025**

Institution name	Total Assets (\$'000's)
Southstate Bank, National Association	65,108,690
Citizens First Bank	4,083,501
Crews Bank & Trust	2,273,574
Cogent Bank	2,131,275
Citizens Bank And Trust	1,396,591
Bank Of Central Florida	1,197,066
United Southern Bank	873,950
Mainstreet Community Bank Of Florida	864,491
Axiom Bank, National Association	861,206
First Bank	813,519
Winter Park National Bank	803,539
Heartland National Bank	763,384
Sunrise Bank	601,221
The First National Bank Of Mount Dora	369,745
First Colony Bank Of Florida	294,806
Surety Bank	213,148
Commerce Bank & Trust	170,268
First National Bank Of Wauchula	87,040

Institution name	Return on Avg Assets (%)
Surety Bank	2.09
First Colony Bank Of Florida	1.83
Winter Park National Bank	1.76
Cogent Bank	1.54
Crews Bank & Trust	1.53
Heartland National Bank	1.48
First Bank	1.29
Bank Of Central Florida	1.29
First National Bank Of Wauchula	1.12
Sunrise Bank	1.12
Citizens First Bank	1.11
United Southern Bank	0.98
Citizens Bank And Trust	0.94
Mainstreet Community Bank Of Florida	0.85
Commerce Bank & Trust	0.81
Southstate Bank, National Association	0.67
The First National Bank Of Mount Dora	0.63
Axiom Bank, National Association	0.04

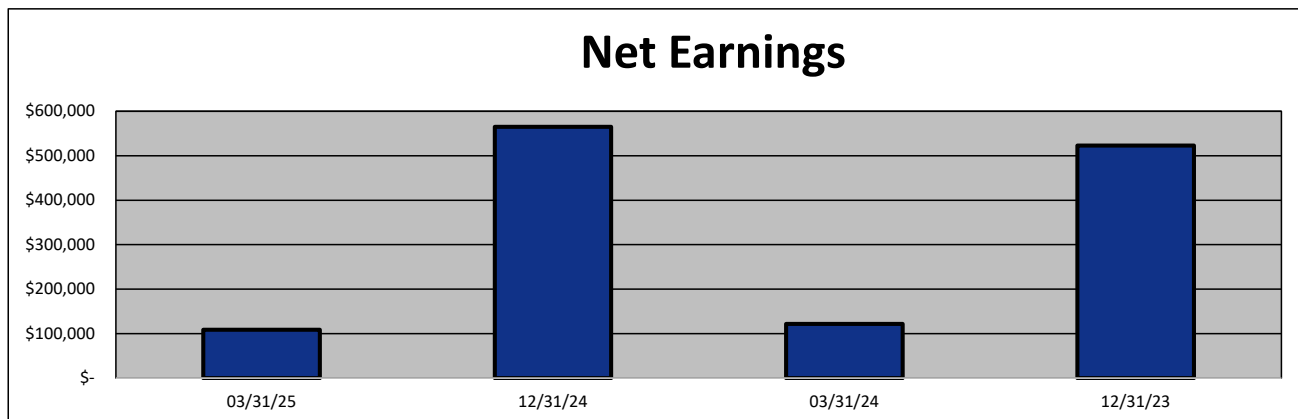
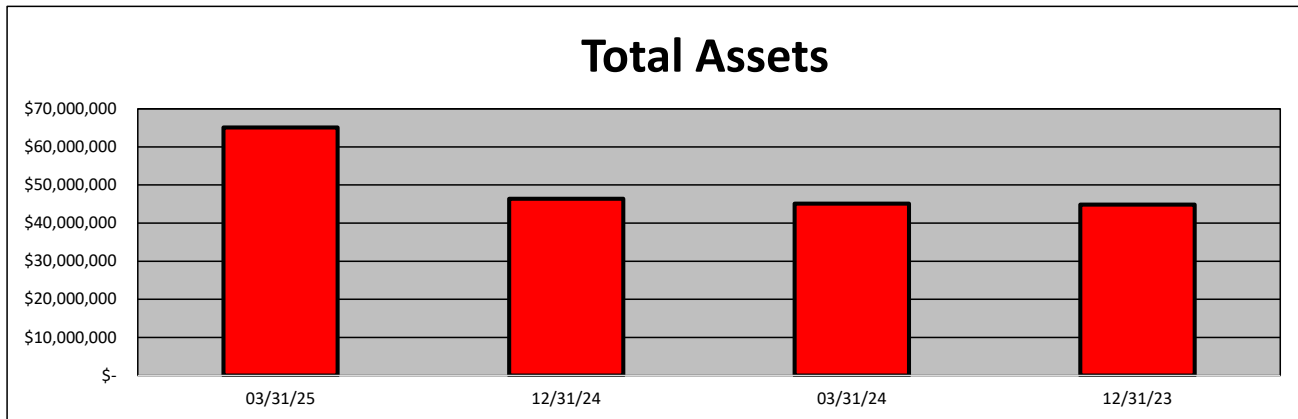
**EXECUTIVE SUMMARY - SouthState Bank, National Association**  
(Percentage)

Period Ending	03/31/25	12/31/24	03/31/24	12/31/23	State Avg.	Peer Avg.
<b>CAPITAL RATIOS</b>						
Equity/Assets	14.21	13.29	12.83	12.92	11.26	8.47
Leverage Ratio	9.92	10.64	10.14	10.03	17.35	9.90
Tier 1 Cap/Risk Based Assets	12.29	13.38	12.67	12.52	18.59	11.29
Risk Based Ratio	13.48	14.64	13.93	13.75	19.41	12.09
Common Equity Tier 1 Capital Ratio	12.29	13.38	12.67	12.52	18.53	11.29
<b>BALANCE SHEET RATIOS:</b>						
Loan/Deposit Ratio	88.18	89.55	87.70	87.29	73.43	64.44
Loans/Assets	72.38	73.72	72.51	72.27	62.13	57.68
Securities/Assets	12.36	14.18	15.61	16.20	18.87	25.83
<b>PROFITABILITY:</b>						
Return on Avg Assets	0.67	1.22	1.06	1.15	0.20	1.17
Return on Avg Equity	5.64	9.47	8.39	9.42	10.12	16.50
Nonint Income/Avg Assets	2.03	0.71	0.69	0.70	0.78	0.83
Net Overhead Ratio	0.50	1.47	1.53	1.52	2.92	1.78
Efficiency Ratio	46.30	57.00	58.90	56.15	93.91	61.53
Assets (per million) per Employee	10.17	9.09	8.71	8.66	10.55	9.45
<b>ASSET QUALITY:</b>						
Allowance/Loans	1.32	1.36	1.44	1.41	1.27	1.48
Nonperforming Loans/Total Loans	0.58	0.62	0.53	0.56	0.52	0.45
Nonperforming Assets/Total Assets	0.43	0.46	0.39	0.41	0.36	0.28
Adjusted Texas Ratio	3.64	3.78	2.69	3.09	3.38	3.70
<b>YIELDS &amp; COSTS:</b>						
Yield on earning assets	5.54	5.06	4.96	4.72	5.40	5.12
Cost of funds	2.47	2.46	2.38	1.77	2.84	2.46
Net interest margin	3.82	3.40	3.35	3.58	3.13	3.70
Avg Earning Assets/Avg Assets	89.70	91.09	91.11	90.39	95.62	94.82

**SELECTED FINANCIAL DATA - SouthState Bank, National Association**  
(Dollars in Thousands)

As of:	03/31/25	12/31/24	03/31/24	12/31/23	\$ Change 12 MTHS	% Change 12 MTHS
Total Assets	65,108,690	46,369,727	45,127,613	44,886,855	19,981,077	44.28
Cash and Equivalents	3,299,690	1,392,067	1,209,206	998,626	2,090,484	172.88
Securities	8,049,349	6,575,263	7,044,989	7,271,828	1,004,360	14.26
Loans, net	47,124,650	34,182,353	32,723,863	32,439,377	14,400,787	44.01
Deposit Accounts	53,444,278	38,171,079	37,313,860	37,163,969	16,130,418	43.23
Fed Funds & Repos	679,337	514,912	554,691	489,184	124,646	22.47
Total Equity	9,248,706	6,161,046	5,791,273	5,798,377	3,457,433	59.70

Period Ending	03/31/25	12/31/24	03/31/24	12/31/23	\$ Change 12 MTHS	% Change 12 MTHS
Net Earnings	108,622	565,300	121,599	522,959	(12,977)	(10.67)
Interest Income	808,454	2,141,102	517,189	1,944,158	291,265	56.32
Interest Expense	251,514	702,034	167,310	468,182	84,204	50.33
Net Interest Income	556,940	1,439,068	349,879	1,475,976	207,061	59.18
Prov for Credit Losses	83,636	26,951	15,760	124,995	67,876	430.69
Noninterest income	330,778	331,788	78,708	317,792	252,070	320.26
Gain on Sale of Securities	(228,811)	(50)	-	40	(228,811)	NA
Noninterest Expense	412,364	1,015,045	253,798	1,012,049	158,566	62.48
Net Operating Income	391,718	728,860	159,029	656,724	232,689	146.32
Income Taxes	37,359	174,486	40,504	144,718	(3,145)	(7.76)

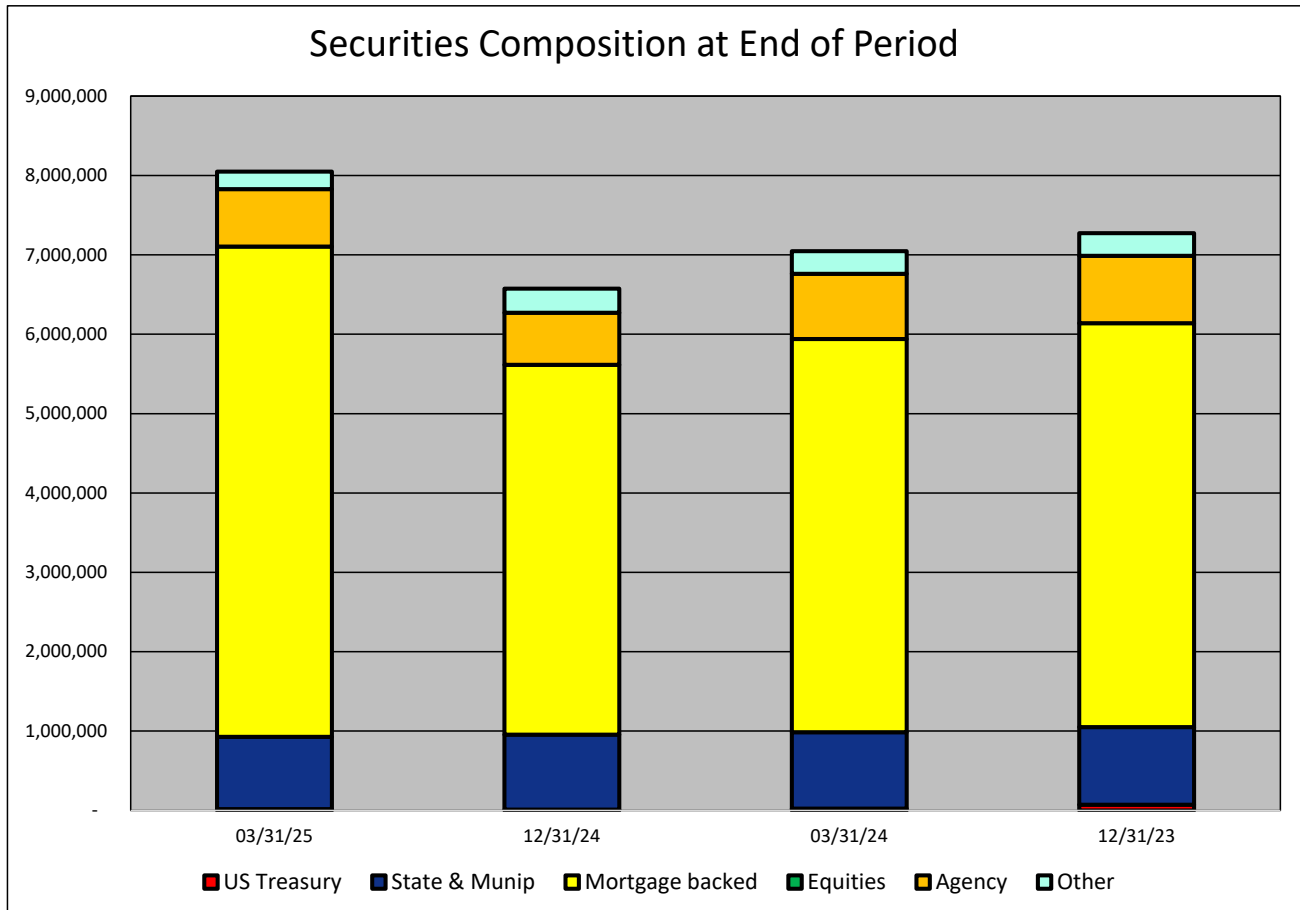


**SECURITIES COMPOSITION - SouthState Bank, National Association**  
(Dollars in Thousands)

As of:	03/31/25	12/31/24	03/31/24	12/31/23	\$ Change 12 MTHS	% Change 12 MTHS
--------	----------	----------	----------	----------	----------------------	---------------------

**SECURITIES CATEGORY:**

US Treasury	18,294	10,656	24,586	73,890	(6,292)	(25.59)
State & Munip	910,648	945,723	960,358	977,462	(49,710)	(5.18)
Mortgage backed	6,175,173	4,657,173	4,953,580	5,088,904	1,221,593	24.66
Equities	-	-	-	-	-	NA
Agency	724,670	657,598	823,880	846,792	(99,210)	(12.04)
Other	220,564	304,113	282,585	284,780	(62,021)	(21.95)
Total Securities	8,049,349	6,575,263	7,044,989	7,271,828	1,004,360	14.26

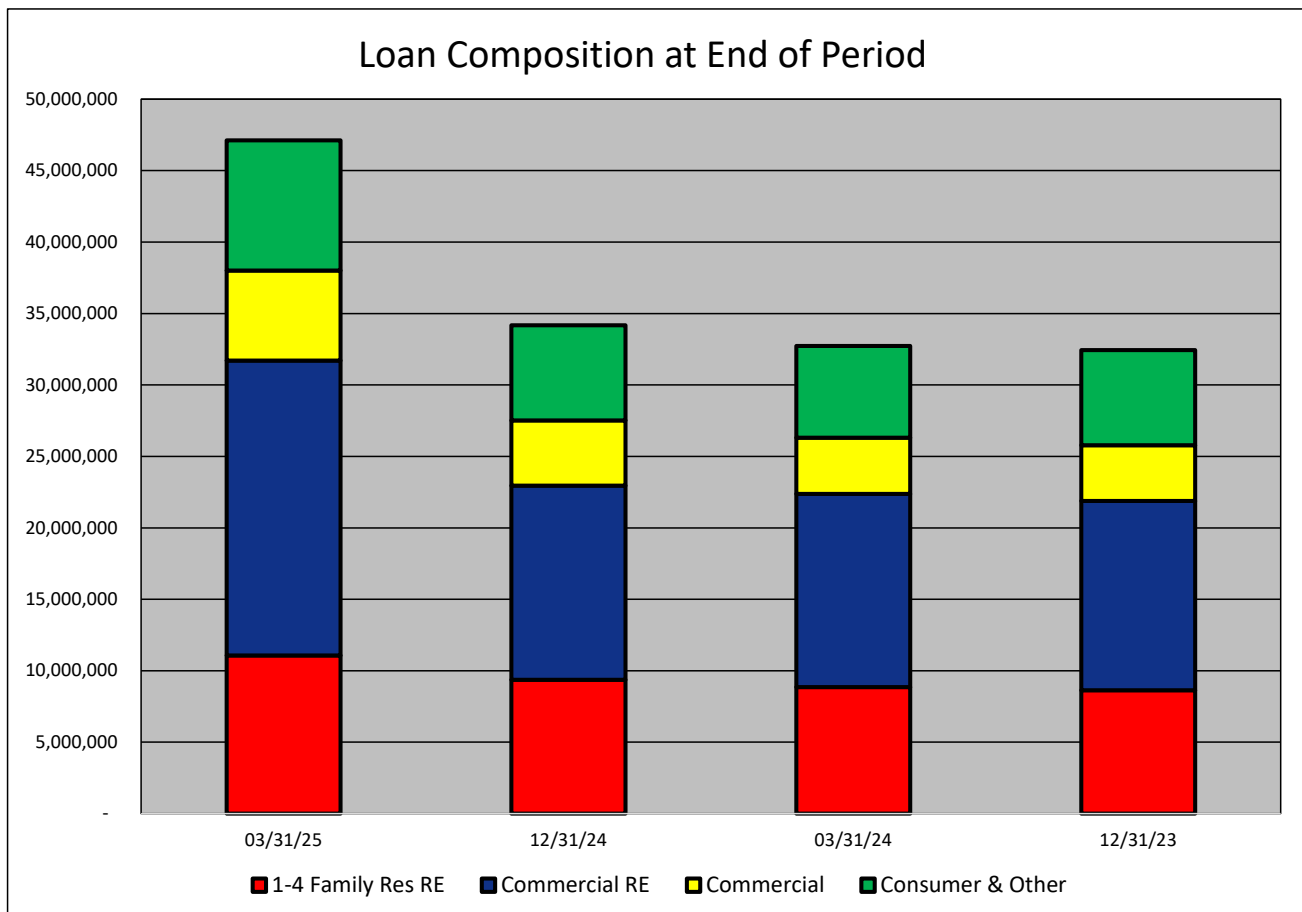


**LOAN PORTFOLIO COMPOSITION - SouthState Bank, National Association**  
(Dollars in Thousands)

As of:	03/31/25	12/31/24	03/31/24	12/31/23	\$ Change 12 MTHS	% Change 12 MTHS
--------	----------	----------	----------	----------	----------------------	---------------------

**LOAN CATEGORY:**

1-4 Family Res RE	11,060,452	9,357,731	8,858,161	8,630,793	2,202,291	24.86
Commercial RE	20,642,738	13,605,282	13,525,598	13,255,182	7,117,140	52.62
Commercial	6,307,184	4,557,187	3,928,579	3,898,080	2,378,605	60.55
Consumer & Other	9,114,276	6,662,153	6,411,525	6,655,322	2,702,751	42.15
Loans, Net	47,124,650	34,182,353	32,723,863	32,439,377	14,400,787	44.01



**LOAN PORTFOLIO QUALITY - SouthState Bank, National Association**  
(Dollars in Thousands)

As of:	03/31/25	12/31/24	03/31/24	12/31/23	\$ Change 12 MTHS	% Change 12 MTHS
--------	----------	----------	----------	----------	----------------------	---------------------

**ALLOWANCE FOR CREDIT LOSSES (LOANS):**

Beginning Balance	465,280	456,573	456,573	356,444	8,707	1.91
Total Recoveries	2,982	16,826	5,261	15,782	(2,279)	(43.32)
Total Charge-offs	46,851	35,070	7,940	40,648	38,911	490.06
Provision Expense	83,636	26,951	15,760	124,995	67,876	430.69
Writedown Transfer Loans HFS	-	-	-	-	-	NA
Adjustments	118,643	-	-	-	118,643	NA
Ending Balance	623,690	465,280	469,654	456,573	154,036	32.80

**NON-PERFORMING ASSETS:**

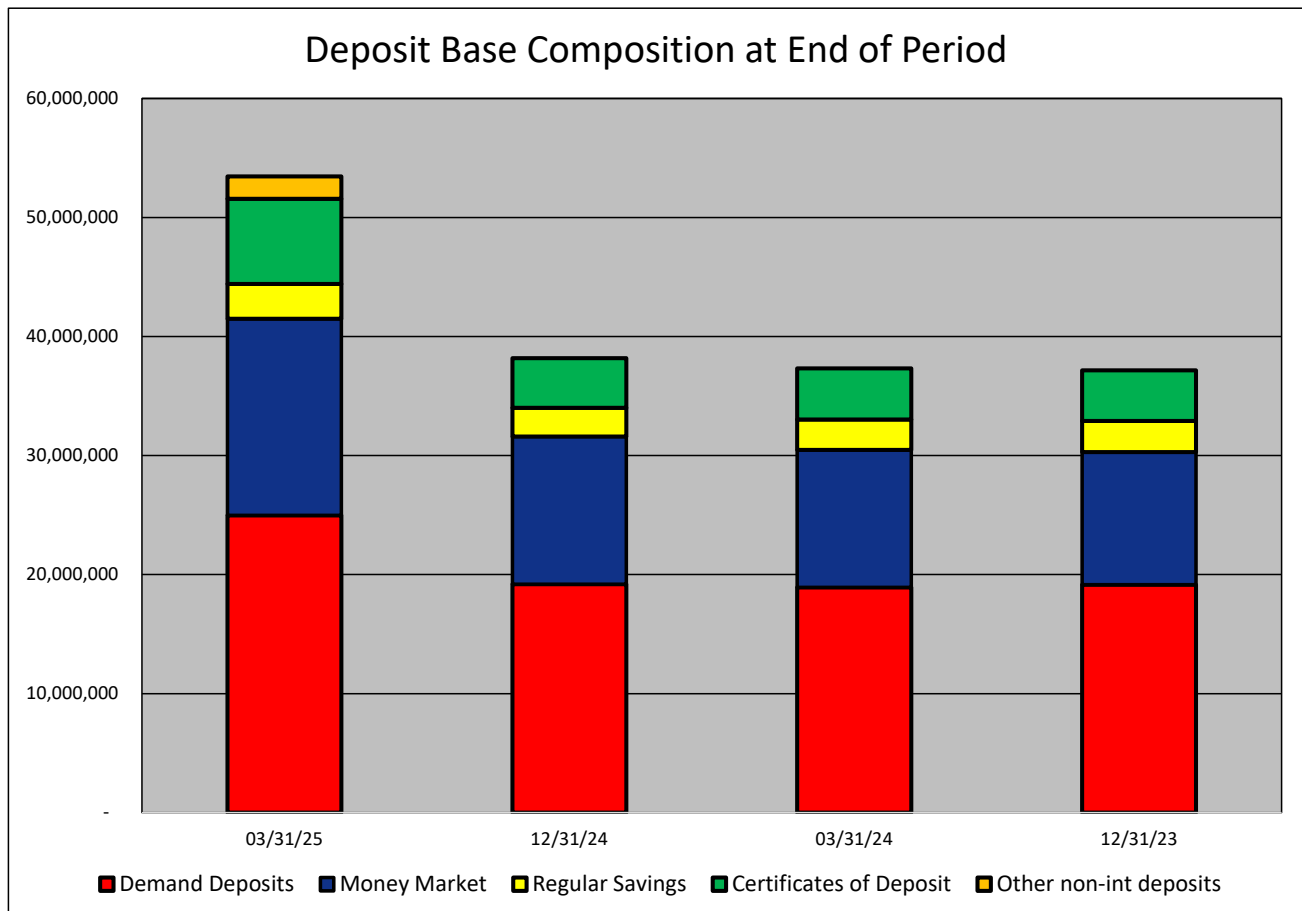
Total-90+ Days Past Due	3,810	3,293	2,632	12,479	1,178	44.76
Total-Nonaccrual	268,364	207,296	169,640	170,222	98,724	58.20
Foreclosed Real Estate	7,469	2,154	1,644	837	5,825	354.32
Total Non-perf Assets	279,643	212,743	173,916	183,538	105,727	60.79

**DEPOSIT BASE COMPOSITION - SouthState Bank, National Association**  
(Dollars in Thousands)

As of:	03/31/25	12/31/24	03/31/24	12/31/23	\$ Change 12 MTHS	% Change 12 MTHS
--------	----------	----------	----------	----------	----------------------	---------------------

**DEPOSIT BASE CATEGORY:**

Demand Deposits	24,977,964	19,191,074	18,926,289	19,149,797	6,051,675	31.97
Money Market	16,504,547	12,400,111	11,549,767	11,132,007	4,954,780	42.90
Regular Savings	2,939,407	2,414,172	2,557,203	2,632,212	382,204	14.95
Certificates of Deposit	7,158,242	4,165,722	4,280,601	4,249,953	2,877,641	67.23
Other non-int deposits	1,864,118	-	-	-	1,864,118	NA
<b>Total Deposits</b>	<b>53,444,278</b>	<b>38,171,079</b>	<b>37,313,860</b>	<b>37,163,969</b>	<b>16,130,418</b>	<b>43.23</b>



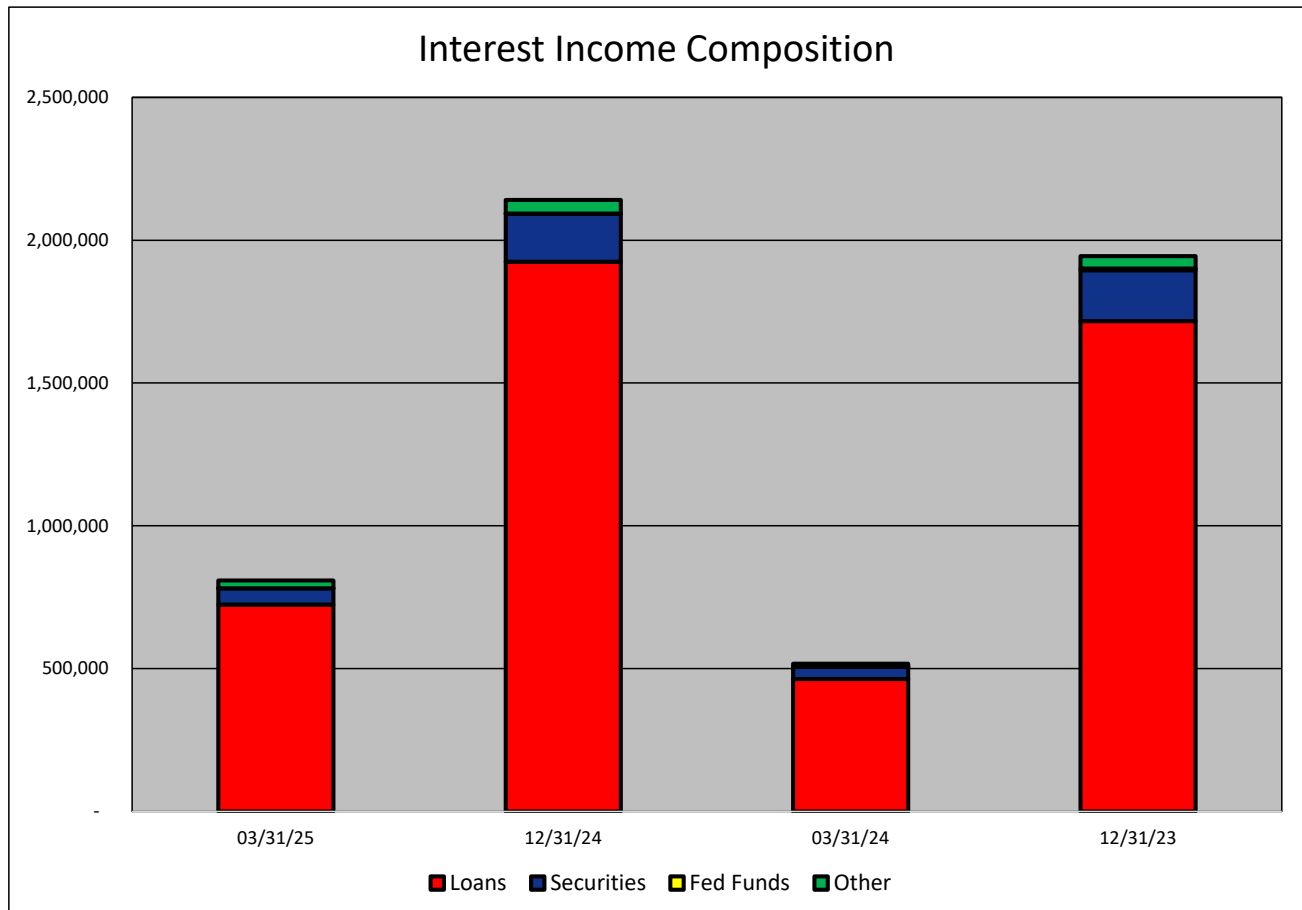


**INTEREST INCOME COMPOSITION- SouthState Bank, National Association**  
(Dollars in Thousands)

As of:	03/31/25	12/31/24	03/31/24	12/31/23	\$ Change 12 MTHS	% Change 12 MTHS
--------	----------	----------	----------	----------	----------------------	---------------------

**INTEREST INCOME CATEGORY**

Loans	724,220	1,924,667	463,565	1,716,406	260,655	56.23
Securities	57,199	168,090	43,252	178,532	13,947	32.25
Fed Funds	116	200	44	5,749	72	163.64
Other	26,919	48,145	10,328	43,471	16,591	160.64
<b>Total Int Income</b>	<b>808,454</b>	<b>2,141,102</b>	<b>517,189</b>	<b>1,944,158</b>	<b>291,265</b>	<b>56.32</b>

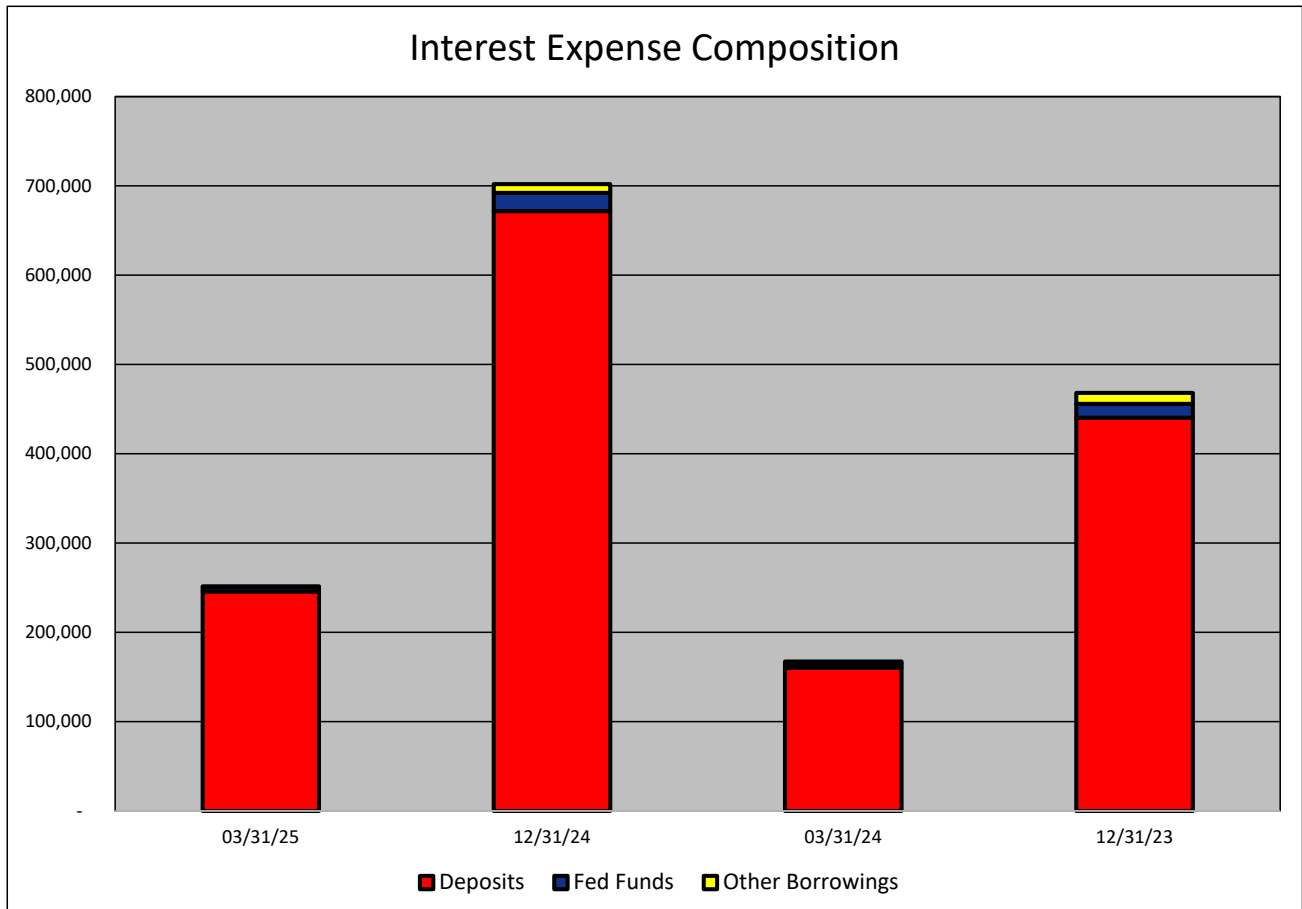


**INTEREST EXPENSE COMPOSITION- SouthState Bank, National Association**  
(Dollars in Thousands)

As of:	03/31/25	12/31/24	03/31/24	12/31/23	\$ Change 12 MTHS	% Change 12 MTHS
--------	----------	----------	----------	----------	----------------------	---------------------

**INTEREST EXPENSE CATEGORY**

Deposits	245,957	671,825	160,162	440,257	85,795	53.57
Fed Funds	4,909	20,268	4,727	15,590	182	3.85
Other Borrowings	648	9,941	2,421	12,335	(1,773)	(73.23)
<b>Total Int Expense</b>	<b>251,514</b>	<b>702,034</b>	<b>167,310</b>	<b>468,182</b>	<b>84,204</b>	<b>50.33</b>

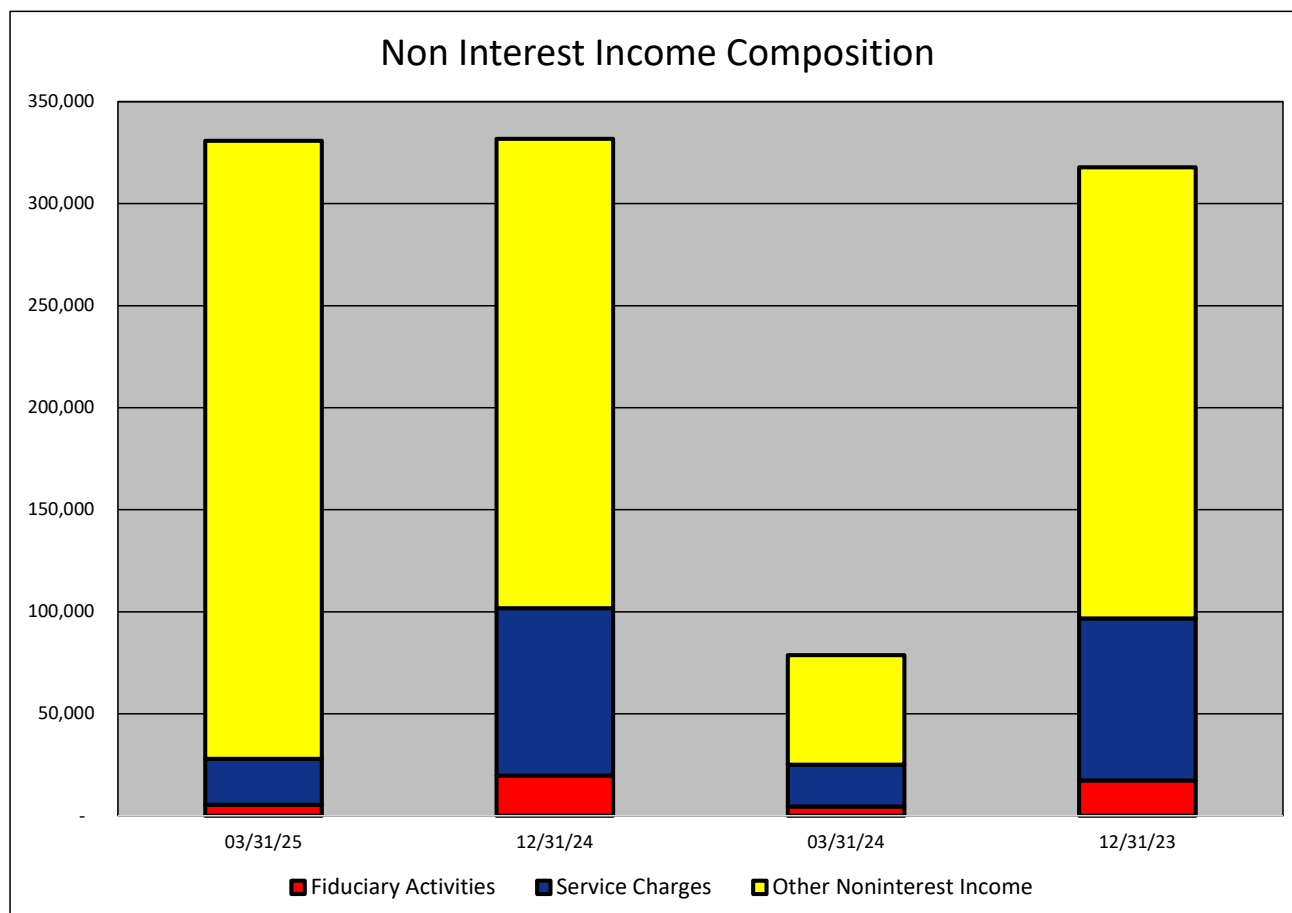


**NONINTEREST INCOME COMPOSITION- SouthState Bank, National Association**  
(Dollars in Thousands)

As of:	03/31/25	12/31/24	03/31/24	12/31/23	\$ Change 12 MTHS	% Change 12 MTHS
--------	----------	----------	----------	----------	----------------------	---------------------

**NONINTEREST INCOME CATEGORY**

Fiduciary Activities	5,328	19,632	4,514	17,274	814	18.03
Service Charges	22,540	82,106	20,600	79,442	1,940	9.42
Other Noninterest Income	302,910	230,050	53,594	221,076	249,316	465.19
<b>Total Nonint. Income</b>	<b>330,778</b>	<b>331,788</b>	<b>78,708</b>	<b>317,792</b>	<b>252,070</b>	<b>320.26</b>

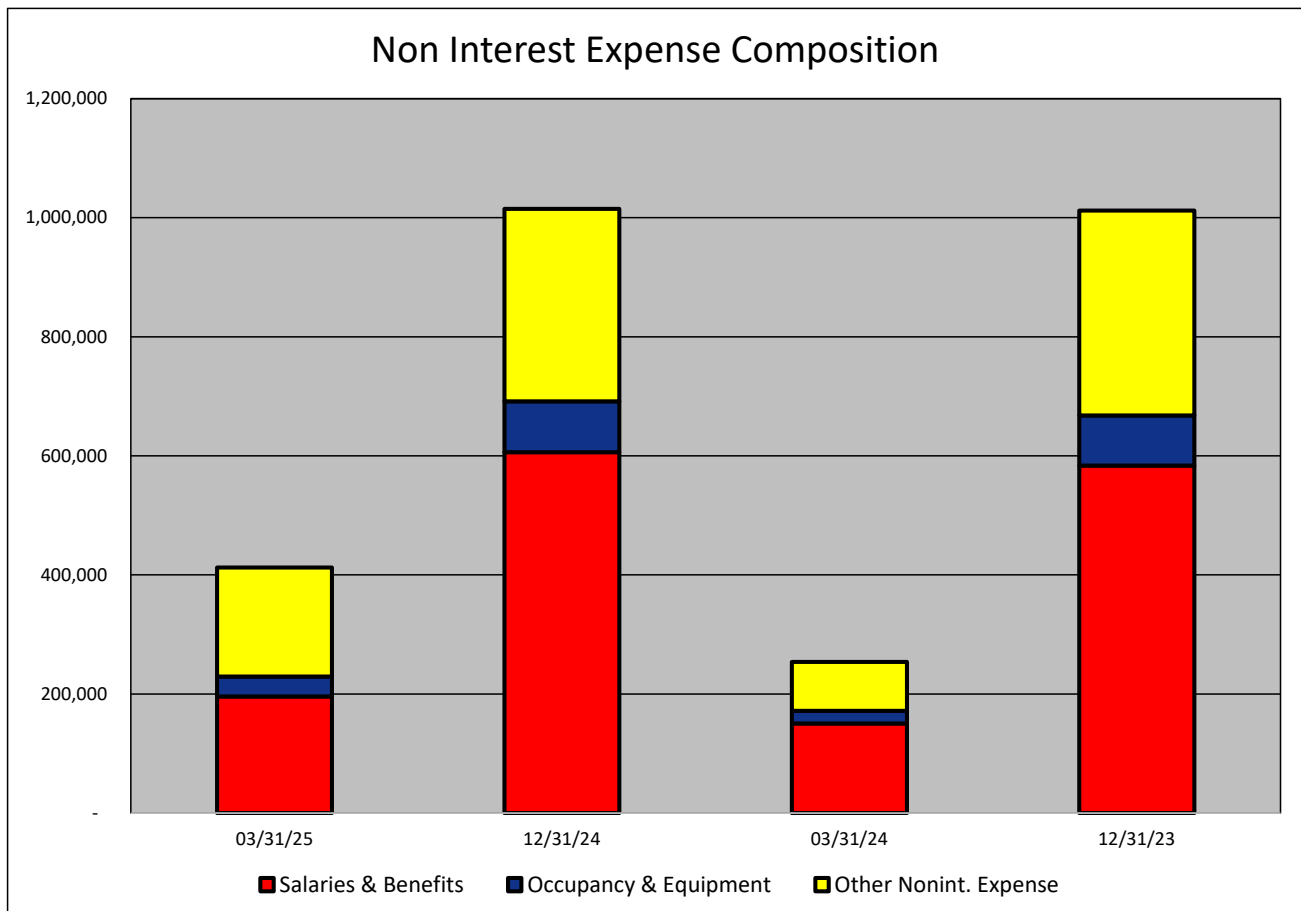


**NONINTEREST EXPENSE COMPOSITION- SouthState Bank, National Association**  
(Dollars in Thousands)

As of:	03/31/25	12/31/24	03/31/24	12/31/23	\$ Change 12 MTHS	% Change 12 MTHS
--------	----------	----------	----------	----------	----------------------	---------------------

**NONINTEREST EXPENSE CATEGORY**

Salaries & Benefits	195,781	606,011	150,453	583,641	45328	30.13
Occupancy & Equipment	33,755	85,524	21,361	84,389	12394	58.02
Other Nonint. Expense	182,828	323,510	81,984	344,019	100844	123.00
Total Nonint. Expense	412,364	1,015,045	253,798	1,012,049	158566	62.48



**PEER GROUP COMPARISONS REPORT**  
**Central Florida Group**

BALANCE SHEET

Total Assets \$000			
Institution name	This Year	Last Year	% Change in Assets
Southstate Bank, National Association	65,108,690	45,127,613	44.28
Sunrise Bank	601,221	521,738	15.23
Cogent Bank	2,131,275	1,861,049	14.52
First Bank	813,519	721,527	12.75
Bank Of Central Florida	1,197,066	1,087,312	10.09
Mainstreet Community Bank Of Florida	864,491	788,555	9.63
Citizens First Bank	4,083,501	3,828,464	6.66
Heartland National Bank	763,384	715,955	6.62
Citizens Bank And Trust	1,396,591	1,313,139	6.36
Surety Bank	213,148	204,609	4.17
Crews Bank & Trust	2,273,574	2,189,810	3.83
United Southern Bank	873,950	880,436	(0.74)
Axiom Bank, National Association	861,206	873,749	(1.44)
Winter Park National Bank	803,539	827,920	(2.94)
Commerce Bank & Trust	170,268	177,758	(4.21)
First National Bank Of Wauchula	87,040	91,225	(4.59)
The First National Bank Of Mount Dora	369,745	397,544	(6.99)
First Colony Bank Of Florida	294,806	322,108	(8.48)

<b>Select Peer Average</b>	4,605,945	3,440,584	5.82
----------------------------	-----------	-----------	------

**PEER GROUP COMPARISONS REPORT**  
**Central Florida Group**

BALANCE SHEET

Institution name	Total Loans \$000		% Change in Loans
	This Year	Last Year	
Southstate Bank, National Association	47,124,650	32,723,863	44.01
Mainstreet Community Bank Of Florida	615,288	524,216	17.37
Sunrise Bank	474,940	413,784	14.78
First Colony Bank Of Florida	202,044	178,616	13.12
Citizens Bank And Trust	798,458	719,387	10.99
United Southern Bank	410,231	377,041	8.80
Cogent Bank	1,635,557	1,524,626	7.28
The First National Bank Of Mount Dora	130,163	121,460	7.17
Bank Of Central Florida	783,619	746,939	4.91
First Bank	446,647	428,567	4.22
Crews Bank & Trust	1,220,909	1,174,657	3.94
Winter Park National Bank	450,170	440,034	2.30
Citizens First Bank	1,320,178	1,293,951	2.03
Heartland National Bank	159,222	156,965	1.44
Commerce Bank & Trust	126,385	126,295	0.07
First National Bank Of Wauchula	66,379	67,668	(1.90)
Axiom Bank, National Association	558,172	582,764	(4.22)
Surety Bank	69,443	82,653	(15.98)

<b>Select Peer Average</b>	3,144,025	2,315,749	6.68
----------------------------	-----------	-----------	------

**PEER GROUP COMPARISONS REPORT**  
**Central Florida Group**

**CAPITAL RATIOS**  
**For the three months ended March 31, 2025**

Institution name	Equity/ Assets	Leverage Ratio	Tier 1 Risk- based Ratio	Risk based Capital Ratio	Common Equity Tier 1 Capital Ratio
Surety Bank	9.15	<b>13.28</b>	25.93	27.05	25.93
Citizens First Bank	10.76	<b>12.85</b>	19.58	20.52	19.58
The First National Bank Of Mount Dora	8.75	<b>12.12</b>	17.28	18.23	17.28
First National Bank Of Wauchula	10.25	<b>11.48</b>	0.00	0.00	0.00
Axiom Bank, National Association	10.72	<b>10.68</b>	14.37	15.62	14.37
Crews Bank & Trust	10.21	<b>10.45</b>	0.00	0.00	0.00
Commerce Bank & Trust	7.06	<b>9.98</b>	12.76	14.01	12.76
Southstate Bank, National Association	14.21	<b>9.92</b>	12.29	13.48	12.29
Heartland National Bank	9.06	<b>9.74</b>	28.86	30.01	28.86
United Southern Bank	5.39	<b>9.47</b>	0.00	0.00	0.00
Sunrise Bank	8.17	<b>9.29</b>	0.00	0.00	0.00
First Bank	8.37	<b>9.20</b>	14.70	15.96	14.70
Mainstreet Community Bank Of Florida	7.89	<b>9.09</b>	0.00	0.00	0.00
First Colony Bank Of Florida	8.41	<b>9.06</b>	12.00	13.25	12.00
Cogent Bank	8.71	<b>8.91</b>	10.75	11.78	10.75
Bank Of Central Florida	6.91	<b>8.08</b>	11.11	12.02	11.11
Citizens Bank And Trust	2.57	<b>7.65</b>	12.21	13.17	12.21
Winter Park National Bank	5.86	<b>6.92</b>	11.35	12.57	11.35

<b>Select Peer Average</b>	8.47	9.90	11.29	12.09	11.29
----------------------------	------	------	-------	-------	-------

**PEER GROUP COMPARISONS REPORT**  
*Central Florida Group*

**BALANCE SHEET RATIOS**  
**For the three months ended March 31, 2025**

Institution name	Loans/ Deposits	Gross Loans/ Assets	Securities/ Assets
Sunrise Bank	89.57	79.00	14.19
First National Bank Of Wauchula	89.16	76.26	6.22
Southstate Bank, National Association	88.18	72.38	12.36
Cogent Bank	84.74	76.74	18.52
Commerce Bank & Trust	83.25	74.23	14.46
Mainstreet Community Bank Of Florida	77.93	71.17	19.47
First Colony Bank Of Florida	75.24	68.53	18.30
Axiom Bank, National Association	73.25	64.81	18.20
Bank Of Central Florida	70.99	65.46	17.71
First Bank	60.37	54.90	23.47
Winter Park National Bank	60.31	56.02	26.23
Crews Bank & Trust	60.18	53.70	27.02
Citizens Bank And Trust	59.82	57.17	36.08
United Southern Bank	50.13	46.94	36.22
The First National Bank Of Mount Dora	38.97	35.20	53.80
Citizens First Bank	38.02	32.33	60.31
Surety Bank	35.90	32.58	14.42
Heartland National Bank	23.86	20.86	47.99

<b>Select Peer Average</b>	64.44	57.68	25.83
----------------------------	-------	-------	-------



**PEER GROUP COMPARISONS REPORT**  
**Central Florida Group**

**PROFITABILITY RATIOS**  
**For the three months ended March 31, 2025**

Institution name	Avg Total Assets (\$000)	Return on Avg Assets	Return on Avg Equity
Surety Bank	193,401	<b>2.09</b>	20.74
First Colony Bank Of Florida	303,304	<b>1.83</b>	22.45
Winter Park National Bank	821,592	<b>1.76</b>	32.33
Cogent Bank	2,055,392	<b>1.54</b>	17.51
Crews Bank & Trust	2,222,772	<b>1.53</b>	14.86
Heartland National Bank	746,051	<b>1.48</b>	16.47
First Bank	772,076	<b>1.29</b>	15.00
Bank Of Central Florida	1,190,926	<b>1.29</b>	18.99
First National Bank Of Wauchula	86,675	<b>1.12</b>	11.13
Sunrise Bank	601,090	<b>1.12</b>	14.06
Citizens First Bank	4,146,429	<b>1.11</b>	10.84
United Southern Bank	905,103	<b>0.98</b>	20.57
Citizens Bank And Trust	1,443,668	<b>0.94</b>	45.28
Mainstreet Community Bank Of Florida	861,932	<b>0.85</b>	11.08
Commerce Bank & Trust	174,668	<b>0.81</b>	12.60
Southstate Bank, National Association	65,032,626	<b>0.67</b>	5.64
The First National Bank Of Mount Dora	356,436	<b>0.63</b>	7.09
Axiom Bank, National Association	858,745	<b>0.04</b>	0.39

<b>Select Peer Average</b>	4,598,494	1.17	16.50
----------------------------	-----------	------	-------

**PEER GROUP COMPARISONS REPORT**  
*Central Florida Group*

**PROFITABILITY RATIOS**  
**For the three months ended March 31, 2025**

Institution name	Noninterest Income/AA	Net Overhead Ratio	Efficiency Ratio	Assets (per million) per Employee
Winter Park National Bank	0.06	1.06	<b>39.76</b>	25.92
Heartland National Bank	0.26	1.18	<b>42.01</b>	14.14
Southstate Bank, National Association	2.03	0.50	<b>46.30</b>	10.17
First Colony Bank Of Florida	0.12	1.68	<b>47.19</b>	15.52
Bank Of Central Florida	0.18	1.73	<b>50.71</b>	11.08
Citizens First Bank	0.56	1.06	<b>51.28</b>	10.08
Cogent Bank	0.52	2.24	<b>56.07</b>	8.99
First Bank	0.58	1.88	<b>57.77</b>	7.67
Crews Bank & Trust	0.75	1.71	<b>59.26</b>	6.23
Sunrise Bank	0.07	1.93	<b>60.93</b>	10.19
United Southern Bank	0.58	1.72	<b>62.97</b>	5.75
Surety Bank	3.58	0.26	<b>63.34</b>	5.76
Mainstreet Community Bank Of Florida	0.71	2.00	<b>68.68</b>	8.31
Citizens Bank And Trust	0.71	1.73	<b>69.17</b>	7.31
Commerce Bank & Trust	0.21	2.33	<b>73.42</b>	8.11
First National Bank Of Wauchula	0.44	3.66	<b>78.39</b>	3.96
The First National Bank Of Mount Dora	2.50	1.86	<b>82.46</b>	4.51
Axiom Bank, National Association	1.03	3.51	<b>97.82</b>	6.33

<b>Select Peer Average</b>	0.83	1.78	61.53	9.45
----------------------------	------	------	-------	------

**PEER GROUP COMPARISONS REPORT**  
*Central Florida Group*

**ASSET QUALITY RATIOS**  
For the three months ended March 31, 2025

Institution name	Allowance/ Loans	Nonperf Loans/ Total Loans	Nonperf Assets/ Total Assets	Adjusted Texas Ratio
Commerce Bank & Trust	1.42	0.00	<b>0.00</b>	0.00
Bank Of Central Florida	1.00	0.00	<b>0.00</b>	0.03
First Bank	1.73	0.00	<b>0.00</b>	0.00
Winter Park National Bank	1.30	0.04	<b>0.02</b>	0.35
Crews Bank & Trust	1.92	0.07	<b>0.04</b>	0.34
Heartland National Bank	1.65	0.20	<b>0.04</b>	0.44
Citizens First Bank	1.75	0.13	<b>0.05</b>	0.41
Cogent Bank	1.03	0.16	<b>0.12</b>	1.26
The First National Bank Of Mount Dora	1.59	0.34	<b>0.12</b>	1.29
Sunrise Bank	1.23	0.19	<b>0.15</b>	0.00
Surety Bank	1.60	0.45	<b>0.15</b>	1.51
United Southern Bank	2.25	0.38	<b>0.18</b>	2.80
First Colony Bank Of Florida	1.53	0.47	<b>0.32</b>	3.41
Southstate Bank, National Association	1.32	0.58	<b>0.43</b>	3.64
Mainstreet Community Bank Of Florida	1.25	1.04	<b>0.74</b>	8.47
First National Bank Of Wauchula	1.54	1.11	<b>0.84</b>	7.38
Citizens Bank And Trust	1.05	1.51	<b>0.86</b>	27.31
Axiom Bank, National Association	1.40	1.40	<b>0.92</b>	7.99

<b>Select Peer Average</b>	1.48	0.45	0.28	3.70
----------------------------	------	------	------	------

**PEER GROUP COMPARISONS REPORT**  
*Central Florida Group*

**STATEMENT OF CONDITION (% OF ASSETS)**  
**For the three months ended March 31, 2025**

Institution name	Cash & Nointerest bearing Deps	Interest- bearing Bal	Fed Funds Sold & Repos	Held to Maturity Secs	Available for Sale Secs
Surety Bank	<b>25.42</b>	23.20	0.00	0.00	14.42
First National Bank Of Wauchula	<b>6.88</b>	6.20	0.00	0.00	6.22
First Bank	<b>2.38</b>	14.74	1.30	0.00	23.47
First Colony Bank Of Florida	<b>1.63</b>	11.49	0.00	10.39	7.91
Commerce Bank & Trust	<b>1.42</b>	6.11	0.00	0.00	14.46
Mainstreet Community Bank Of Florida	<b>1.32</b>	1.21	2.54	0.00	19.47
Axiom Bank, National Association	<b>1.15</b>	12.69	0.00	0.00	18.20
Winter Park National Bank	<b>1.11</b>	15.06	0.00	18.00	8.23
Southstate Bank, National Association	<b>1.06</b>	4.00	0.01	3.37	8.99
Heartland National Bank	<b>1.01</b>	27.90	0.00	0.00	47.99
Citizens First Bank	<b>0.92</b>	0.17	3.29	0.00	60.31
Crews Bank & Trust	<b>0.85</b>	17.59	0.00	18.34	8.69
United Southern Bank	<b>0.77</b>	11.53	0.00	0.79	35.43
Sunrise Bank	<b>0.59</b>	4.77	0.00	0.83	13.36
The First National Bank Of Mount Dora	<b>0.50</b>	4.55	0.00	0.00	53.80
Bank Of Central Florida	<b>0.47</b>	13.52	0.00	0.00	17.71
Citizens Bank And Trust	<b>0.24</b>	4.13	0.00	0.00	36.08
Cogent Bank	<b>0.12</b>	4.17	0.00	0.00	18.52

<b>Select Peer Average</b>	2.66	10.17	0.40	2.87	22.96
----------------------------	------	-------	------	------	-------

**PEER GROUP COMPARISONS REPORT**  
*Central Florida Group*

**STATEMENT OF CONDITION (% OF ASSETS)**  
**For the three months ended March 31, 2025**

Institution name	Net Loans & Leases	Premises & Fixed Assets	Total Real Estate Owned	Intangible Assets
Sunrise Bank	<b>78.03</b>	1.40	0.00	0.00
Cogent Bank	<b>75.89</b>	0.26	0.00	0.12
First National Bank Of Wauchula	<b>75.09</b>	1.42	0.00	0.00
Commerce Bank & Trust	<b>73.17</b>	1.25	0.00	0.00
Southstate Bank, National Association	<b>70.87</b>	1.57	0.01	5.58
Mainstreet Community Bank Of Florida	<b>70.23</b>	2.25	0.00	0.01
First Colony Bank Of Florida	<b>67.48</b>	0.37	0.00	0.00
Bank Of Central Florida	<b>64.81</b>	1.42	0.00	0.02
Axiom Bank, National Association	<b>63.91</b>	1.37	0.01	0.11
Citizens Bank And Trust	<b>56.57</b>	1.27	0.00	0.00
Winter Park National Bank	<b>55.29</b>	0.34	0.00	0.00
First Bank	<b>53.95</b>	1.82	0.00	0.00
Crews Bank & Trust	<b>52.67</b>	1.12	0.00	0.00
United Southern Bank	<b>45.88</b>	1.15	0.00	0.00
The First National Bank Of Mount Dora	<b>34.64</b>	1.09	0.00	0.00
Surety Bank	<b>32.06</b>	1.18	0.00	0.00
Citizens First Bank	<b>31.55</b>	1.35	0.01	0.45
Heartland National Bank	<b>20.51</b>	0.51	0.00	0.00

<b>Select Peer Average</b>	56.81	1.17	0.00	0.35
----------------------------	-------	------	------	------

**PEER GROUP COMPARISONS REPORT**  
**Central Florida Group**

**STATEMENT OF CONDITION (% OF TOTAL FUNDING SOURCES)**  
**For the three months ended March 31, 2025**

Institution name	Non Interest Bearing Deps	Interest Bearing Deps	Total Deps	Total Fed Funds & Repos	Other Borrowed Money
Surety Bank	<b>46.69</b>	53.31	100.00	0.00	0.00
The First National Bank Of Mount Dora	<b>41.77</b>	58.23	100.00	0.00	0.00
Commerce Bank & Trust	<b>40.24</b>	57.56	97.80	2.20	0.00
Axiom Bank, National Association	<b>38.24</b>	61.76	100.00	0.00	0.00
Crews Bank & Trust	<b>36.21</b>	63.68	99.89	0.11	0.00
First Colony Bank Of Florida	<b>35.59</b>	64.41	100.00	0.00	0.00
First Bank	<b>35.03</b>	64.97	100.00	0.00	0.00
Citizens Bank And Trust	<b>34.94</b>	64.08	99.02	0.98	0.00
Bank Of Central Florida	<b>32.49</b>	67.51	100.00	0.00	0.00
Mainstreet Community Bank Of Florida	<b>31.75</b>	68.25	100.00	0.00	0.00
First National Bank Of Wauchula	<b>30.81</b>	66.57	97.38	0.00	2.62
United Southern Bank	<b>29.04</b>	70.96	100.00	0.00	0.00
Cogent Bank	<b>28.50</b>	71.50	100.00	0.00	0.00
Southstate Bank, National Association	<b>25.61</b>	<b>73.13</b>	<b>98.74</b>	<b>1.26</b>	<b>0.00</b>
Heartland National Bank	<b>23.73</b>	73.23	96.96	3.04	0.00
Winter Park National Bank	<b>22.17</b>	76.76	98.93	1.07	0.00
Sunrise Bank	<b>22.04</b>	74.86	96.89	0.00	3.11
Citizens First Bank	<b>15.41</b>	80.77	96.18	3.82	0.00

<b>Select Peer Average</b>	31.68	67.31	98.99	0.69	0.32
----------------------------	-------	-------	-------	------	------

**PEER GROUP COMPARISONS REPORT**  
*Central Florida Group*

**YIELDS, COSTS & SPREADS - ASSET YIELDS**  
**For the three months ended March 31, 2025**

Institution name	Yield on Earning Assets	Cost of Funds	Net Interest Margin	Avg Earning Assets/AA
First National Bank Of Wauchula	6.82	2.52	<b>5.22</b>	91.62
Cogent Bank	6.65	3.46	<b>4.40</b>	99.33
First Bank	4.99	1.83	<b>3.86</b>	94.59
Southstate Bank, National Association	5.54	2.47	<b>3.82</b>	89.70
Axiom Bank, National Association	5.90	3.78	<b>3.76</b>	96.12
Bank Of Central Florida	5.05	2.12	<b>3.68</b>	97.19
First Colony Bank Of Florida	5.25	1.88	<b>3.61</b>	99.14
Mainstreet Community Bank Of Florida	5.12	2.57	<b>3.42</b>	94.39
Crews Bank & Trust	4.79	2.40	<b>3.41</b>	98.53
Surety Bank	5.31	2.58	<b>3.36</b>	69.95
Commerce Bank & Trust	5.05	2.84	<b>3.34</b>	95.58
Heartland National Bank	4.84	2.15	<b>3.30</b>	96.19
Sunrise Bank	5.89	3.64	<b>3.27</b>	98.25
United Southern Bank	4.06	1.30	<b>3.17</b>	96.02
Citizens Bank And Trust	4.28	2.23	<b>2.89</b>	96.70
Winter Park National Bank	4.83	2.75	<b>2.82</b>	97.65
The First National Bank Of Mount Dora	3.75	2.05	<b>2.61</b>	98.24
Citizens First Bank	4.11	1.75	<b>2.59</b>	97.49

<b>Select Peer Average</b>	5.12	2.46	3.70	94.82
----------------------------	------	------	------	-------