

First National Bank Of Wauchula

Wauchula, FL

Established

1/12/1960

Florida Bank and Thrift Performance Report

Table of Contents

Title	Page
PEER GROUP POSITION	1
EXECUTIVE SUMMARY	2
SELECTED FINANCIAL DATA	3
SECURITIES COMPOSITION	4
LOAN PORTFOLIO COMPOSITION	5
LOAN PORTFOLIO QUALITY	6
DEPOSIT BASE COMPOSITION	7
INTEREST INCOME COMPOSITION	8
INTEREST EXPENSE COMPOSITION	9
NONINTEREST INCOME COMPOSITION	10
NONINTEREST EXPENSE COMPOSITION	11
PEER GROUP COMPARISONS REPORT	12-22

FLORIDA BANKING TEAM

Ted Hacker, Steve Kania, Robert Brink, David Ajvazi, Erica Hines, Sacha Widmaier, Anthony Hagbartsen, Madeline Bogumil, Phillip Berdeguer, Andrew Joyce, Meranda Joseph, Patricia Romero, Vanessa Hossler, Adam McCord, Allyson Wiitala, Jacob Ingram, Rachel Jean, Brendan Yosko, Martha Zubia, Stephanie Flores, Joshua Koelsch, Jacob Frantzen, Sander Maldonado, Brian Katz, Nicholas Singh, Raphael Houssou

Information contained herein was obtained from FIS is believed to be reliable however, accuracy is not guaranteed and all peer and state averages are simple averages.

PEER GROUP POSITION
For the
Central Florida Group

For the three months ended March 31, 2025

Institution name	Total Assets (\$'000's)
Southstate Bank, National Association	65,108,690
Citizens First Bank	4,083,501
Crews Bank & Trust	2,273,574
Cogent Bank	2,131,275
Citizens Bank And Trust	1,396,591
Bank Of Central Florida	1,197,066
United Southern Bank	873,950
Mainstreet Community Bank Of Florida	864,491
Axiom Bank, National Association	861,206
First Bank	813,519
Winter Park National Bank	803,539
Heartland National Bank	763,384
Sunrise Bank	601,221
The First National Bank Of Mount Dora	369,745
First Colony Bank Of Florida	294,806
Surety Bank	213,148
Commerce Bank & Trust	170,268
First National Bank Of Wauchula	87,040

Institution name	Return on Avg Assets (%)
Surety Bank	2.09
First Colony Bank Of Florida	1.83
Winter Park National Bank	1.76
Cogent Bank	1.54
Crews Bank & Trust	1.53
Heartland National Bank	1.48
First Bank	1.29
Bank Of Central Florida	1.29
First National Bank Of Wauchula	1.12
Sunrise Bank	1.12
Citizens First Bank	1.11
United Southern Bank	0.98
Citizens Bank And Trust	0.94
Mainstreet Community Bank Of Florida	0.85
Commerce Bank & Trust	0.81
Southstate Bank, National Association	0.67
The First National Bank Of Mount Dora	0.63
Axiom Bank, National Association	0.04

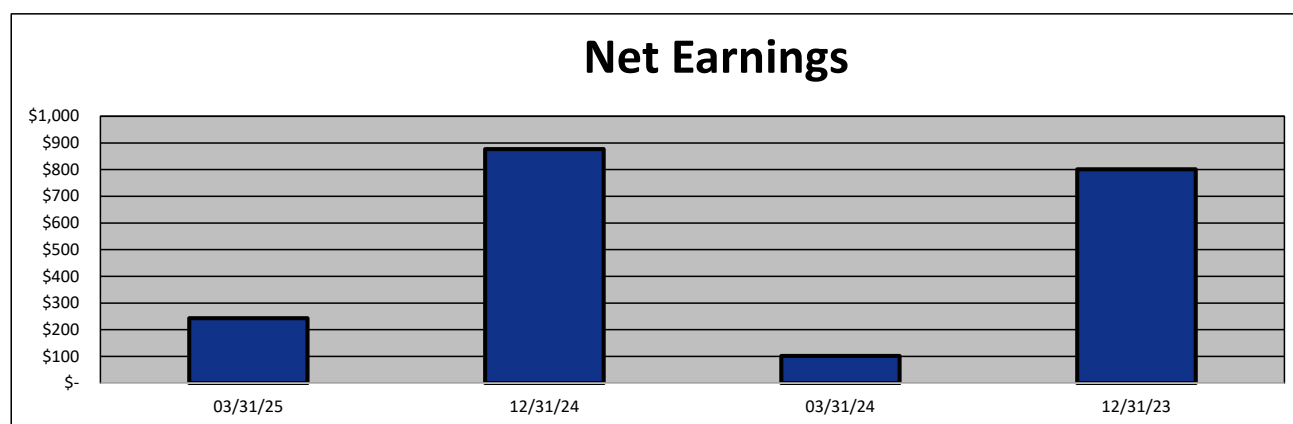
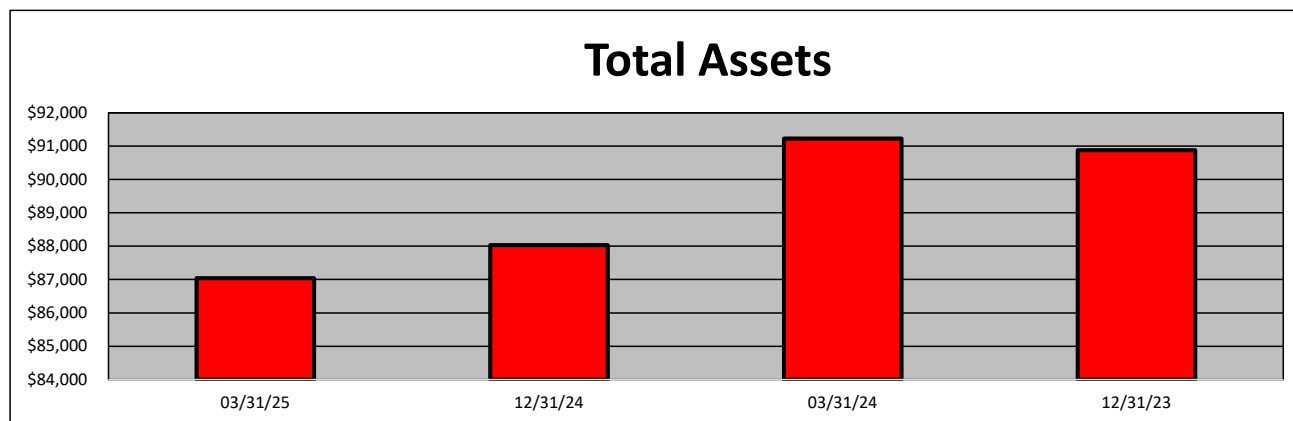
EXECUTIVE SUMMARY - First National Bank of Wauchula
(Percentage)

Period Ending	03/31/25	12/31/24	03/31/24	12/31/23	State Avg.	Peer Avg.
CAPITAL RATIOS						
Equity/Assets	10.25	9.70	9.23	9.29	11.26	8.47
Leverage Ratio	11.48	11.03	10.62	10.69	17.35	9.90
Tier 1 Cap/Risk Based Assets	0.00	0.00	0.00	0.00	18.59	11.29
Risk Based Ratio	0.00	0.00	0.00	0.00	19.41	12.09
Common Equity Tier 1 Capital Ratio	NA	0.00	0.00	0.00	18.53	11.29
BALANCE SHEET RATIOS:						
Loan/Deposit Ratio	89.16	93.14	85.63	87.81	73.43	64.44
Loans/Assets	76.26	75.34	74.18	76.07	62.13	57.68
Securities/Assets	6.22	6.15	6.23	6.45	18.87	25.83
PROFITABILITY:						
Return on Avg Assets	1.12	0.98	0.45	0.91	0.20	1.17
Return on Avg Equity	11.13	10.13	4.84	9.59	10.12	16.50
Nonint Income/Avg Assets	0.44	0.72	0.37	0.36	0.78	0.83
Net Overhead Ratio	3.66	3.40	3.70	3.78	2.92	1.78
Efficiency Ratio	78.39	80.63	89.83	81.04	93.91	61.53
Assets (per million) per Employee	3.96	4.00	3.38	3.37	10.55	9.45
ASSET QUALITY:						
Allowance/Loans	1.54	1.53	1.48	1.44	1.27	1.48
Nonperforming Loans/Total Loans	1.11	1.00	0.75	0.66	0.52	0.45
Nonperforming Assets/Total Assets	0.84	0.76	0.56	0.50	0.36	0.28
Adjusted Texas Ratio	7.38	6.97	5.40	4.81	3.38	3.70
YIELDS & COSTS:						
Yield on earning assets	6.82	6.51	6.23	5.98	5.40	5.12
Cost of funds	2.52	2.59	2.63	1.29	2.84	2.46
Net interest margin	5.22	4.78	4.47	5.16	3.13	3.70
Avg Earning Assets/Avg Assets	91.62	91.81	92.80	91.92	95.62	94.82

SELECTED FINANCIAL DATA - First National Bank of Wauchula
(Dollars in Thousands)

As of:	03/31/25	12/31/24	03/31/24	12/31/23	\$ Change 12 MTHS	% Change 12 MTHS
Total Assets	87,040	88,033	91,225	90,878	(4,185)	(4.59)
Cash and Equivalents	11,381	12,416	13,933	11,911	(2,552)	(18.32)
Securities	5,410	5,413	5,683	5,859	(273)	(4.80)
Loans, net	66,379	66,326	67,668	69,135	(1,289)	(1.90)
Deposit Accounts	74,447	71,209	79,021	78,734	(4,574)	(5.79)
Fed Funds & Repos	-	1,500	-	-	-	NA
Total Equity	8,925	8,543	8,416	8,444	509	6.05

Period Ending	03/31/25	12/31/24	03/31/24	12/31/23	\$ Change 12 MTHS	% Change 12 MTHS
Net Earnings	243	877	102	801	141	138.24
Interest Income	1,355	5,337	1,301	4,846	54	4.15
Interest Expense	319	1,419	366	666	(47)	(12.84)
Net Interest Income	1,036	3,918	935	4,180	101	10.80
Prov for Credit Losses	-	-	-	45	-	NA
Noninterest income	95	640	84	316	11	13.10
Gain on Sale of Securities	-	-	-	-	-	NA
Noninterest Expense	888	3,681	917	3,650	(29)	(3.16)
Net Operating Income	243	877	102	801	141	138.24
Income Taxes	-	-	-	-	-	NA

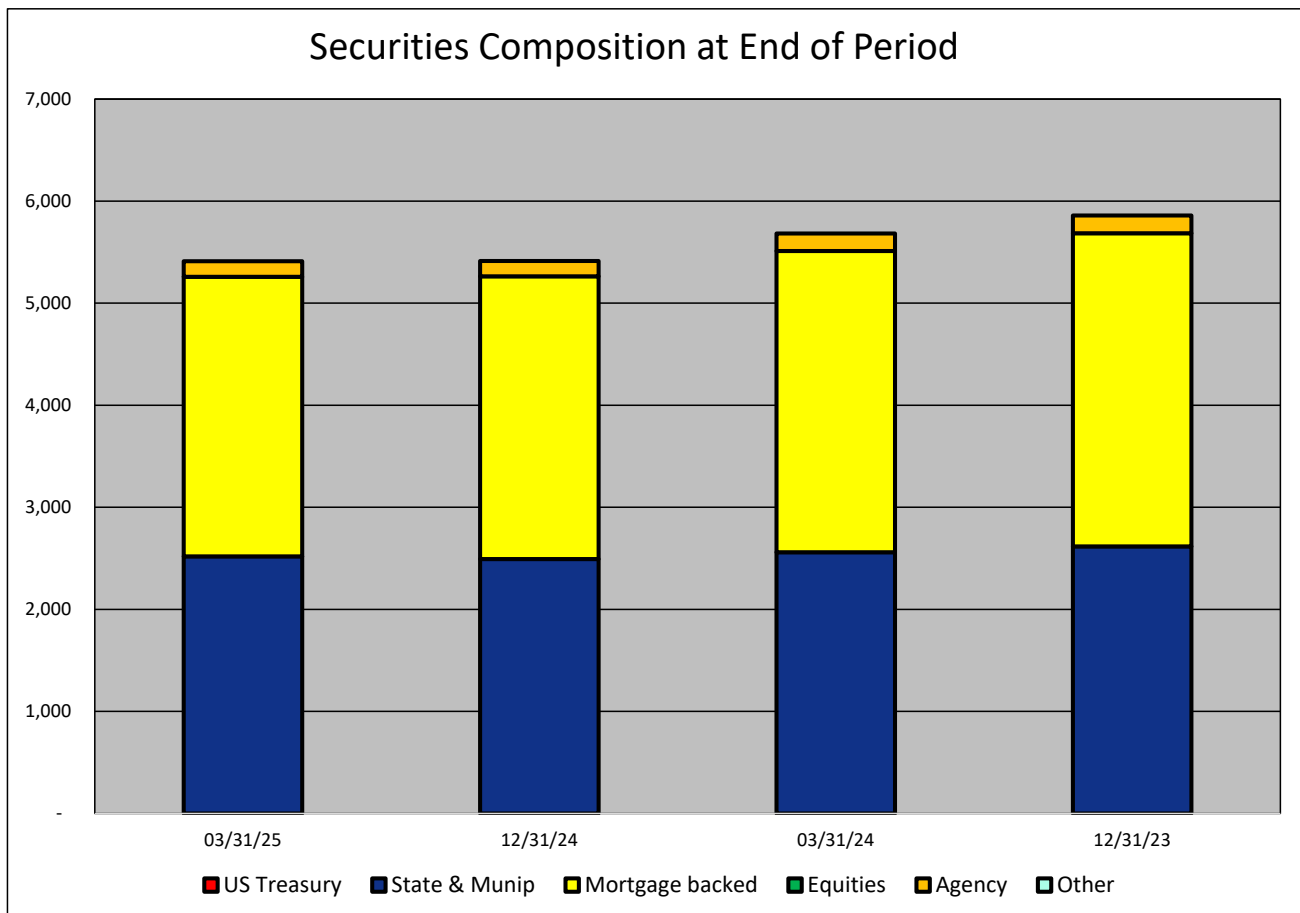


SECURITIES COMPOSITION - First National Bank of Wauchula
(Dollars in Thousands)

As of:	03/31/25	12/31/24	03/31/24	12/31/23	\$ Change 12 MTHS	% Change 12 MTHS
--------	----------	----------	----------	----------	----------------------	---------------------

SECURITIES CATEGORY:

US Treasury	-	-	-	-	-	NA
State & Munip	2,519	2,493	2,560	2,616	(41)	(1.60)
Mortgage backed	2,740	2,771	2,951	3,069	(211)	(7.15)
Equities	-	-	-	-	-	NA
Agency	151	149	172	174	(21)	(12.21)
Other	-	-	-	-	-	NA
Total Securities	5,410	5,413	5,683	5,859	(273)	(4.80)

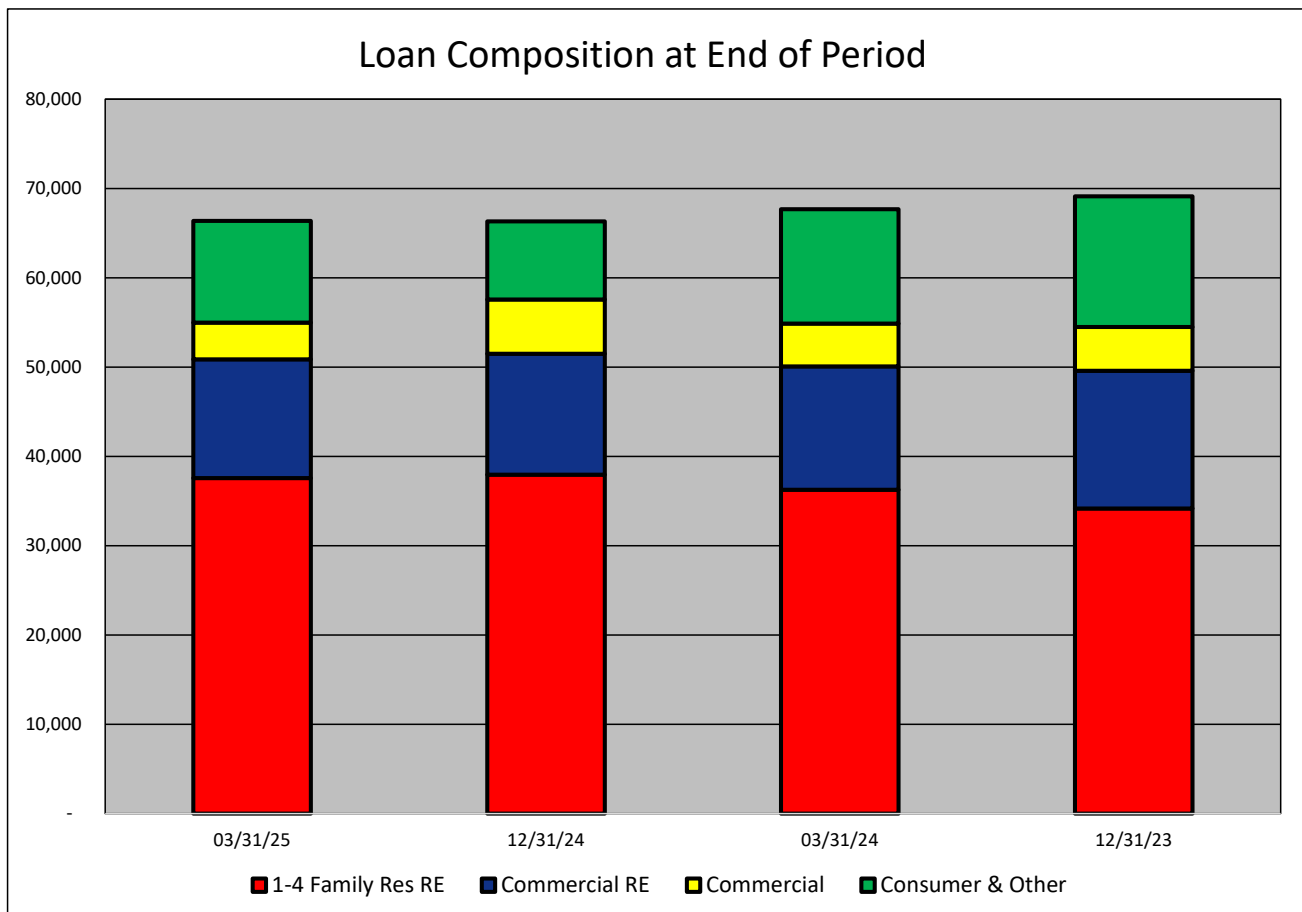


LOAN PORTFOLIO COMPOSITION - First National Bank of Wauchula
(Dollars in Thousands)

As of:	03/31/25	12/31/24	03/31/24	12/31/23	\$ Change 12 MTHS	% Change 12 MTHS
--------	----------	----------	----------	----------	----------------------	---------------------

LOAN CATEGORY:

1-4 Family Res RE	37,577	37,966	36,253	34,176	1,324	3.65
Commercial RE	13,306	13,536	13,836	15,426	(530)	(3.83)
Commercial	4,093	6,057	4,779	4,882	(686)	(14.35)
Consumer & Other	11,403	8,767	12,800	14,651	(1,397)	(10.91)
Loans, Net	66,379	66,326	67,668	69,135	(1,289)	(1.90)



LOAN PORTFOLIO QUALITY - First National Bank of Wauchula
(Dollars in Thousands)

As of:	03/31/25	12/31/24	03/31/24	12/31/23	\$ Change 12 MTHS	% Change 12 MTHS
--------	----------	----------	----------	----------	----------------------	---------------------

ALLOWANCE FOR CREDIT LOSSES (LOANS):

Beginning Balance	1,014	999	999	850	15	1.50
Total Recoveries	7	18	4	104	3	75.00
Total Charge-offs	-	3	-	-	-	NA
Provision Expense	-	-	-	45	-	NA
Writedown Transfer Loans HFS	-	-	-	-	-	NA
Adjustments	-	-	-	-	-	NA
Ending Balance	1,021	1,014	1,003	999	18	1.79

NON-PERFORMING ASSETS:

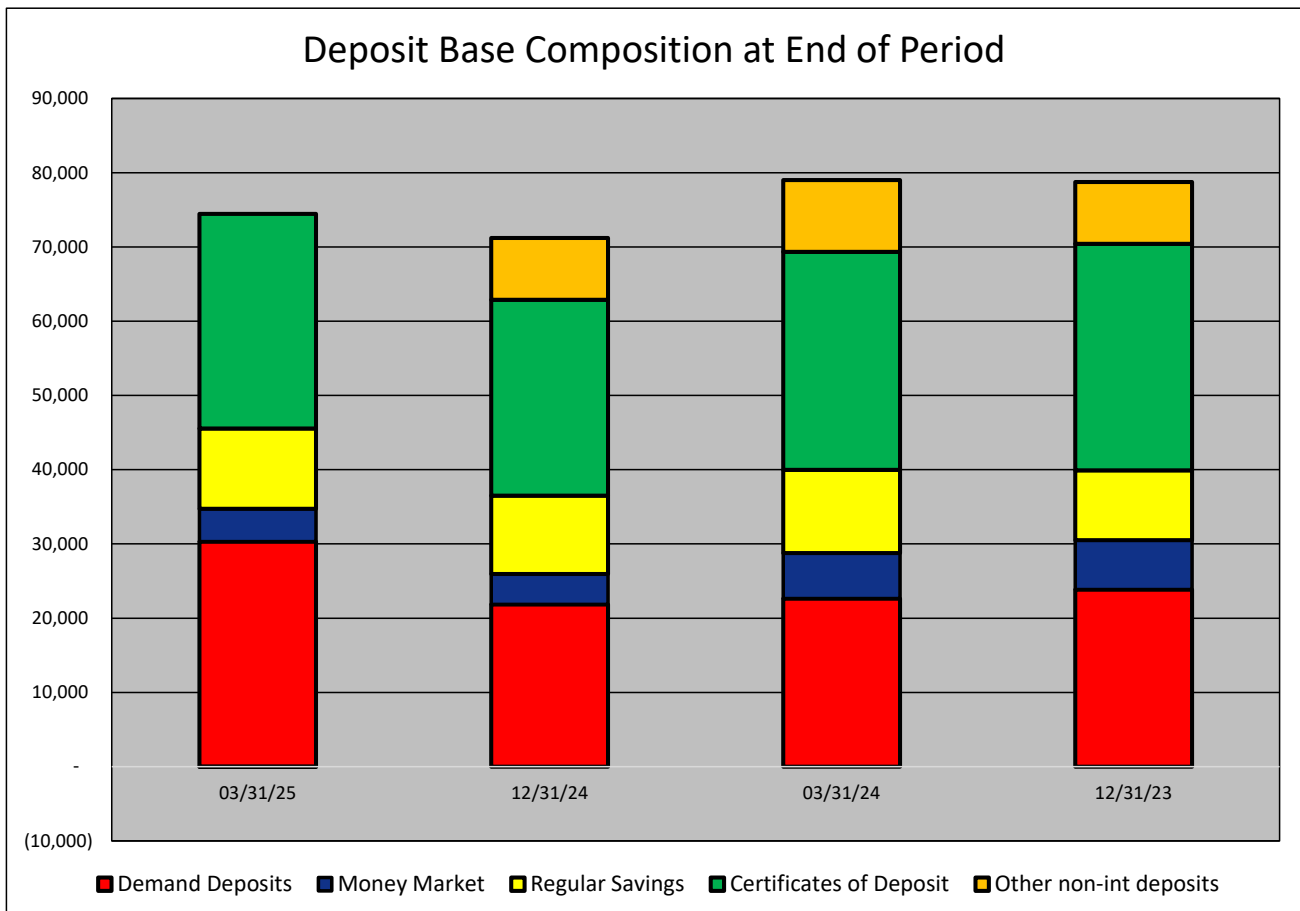
Total-90+ Days Past Due	-	-	-	-	-	NA
Total-Nonaccrual	734	666	509	454	225	44.20
Foreclosed Real Estate	-	-	-	-	-	NA
Total Non-perf Assets	734	666	509	454	225	44.20

DEPOSIT BASE COMPOSITION - First National Bank of Wauchula
(Dollars in Thousands)

As of:	03/31/25	12/31/24	03/31/24	12/31/23	\$ Change 12 MTHS	% Change 12 MTHS
--------	----------	----------	----------	----------	----------------------	---------------------

DEPOSIT BASE CATEGORY:

Demand Deposits	30,307	21,854	22,650	23,843	7,657	33.81
Money Market	4,412	4,110	6,112	6,669	(1,700)	(27.81)
Regular Savings	10,842	10,551	11,228	9,401	(386)	(3.44)
Certificates of Deposit	28,887	26,360	29,357	30,522	(470)	(1.60)
Other non-int deposits	(1)	8,334	9,674	8,299	(9,675)	(100.01)
Total Deposits	74,447	71,209	79,021	78,734	(4,574)	(5.79)

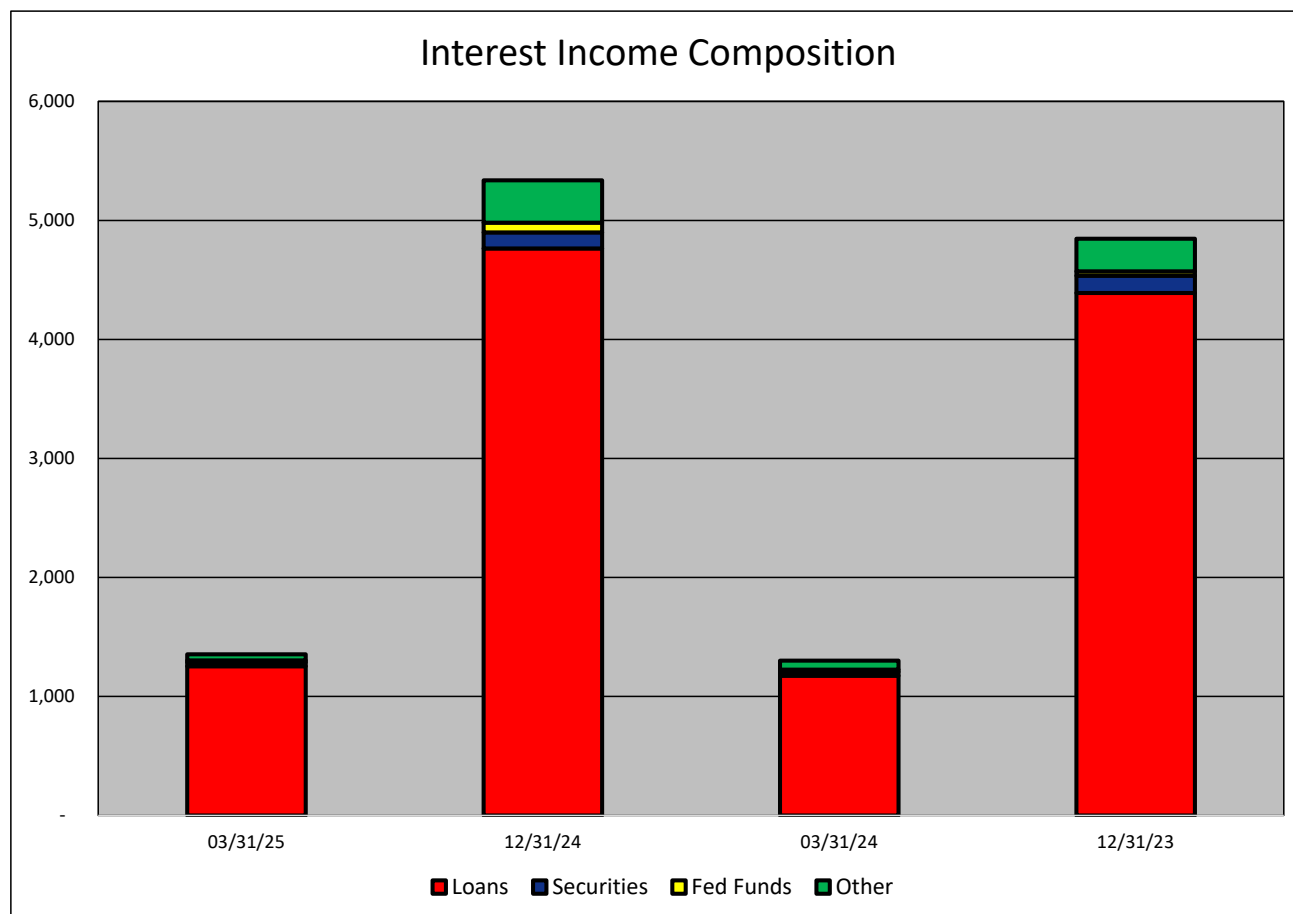


INTEREST INCOME COMPOSITION- First National Bank of Wauchula
(Dollars in Thousands)

As of:	03/31/25	12/31/24	03/31/24	12/31/23	\$ Change 12 MTHS	% Change 12 MTHS
--------	----------	----------	----------	----------	----------------------	---------------------

INTEREST INCOME CATEGORY

Loans	1,254	4,765	1,174	4,391	80	6.81
Securities	32	135	34	145	(2)	(5.88)
Fed Funds	17	80	18	36	(1)	(5.56)
Other	52	357	75	274	(23)	(30.67)
Total Int Income	1,355	5,337	1,301	4,846	54	4.15

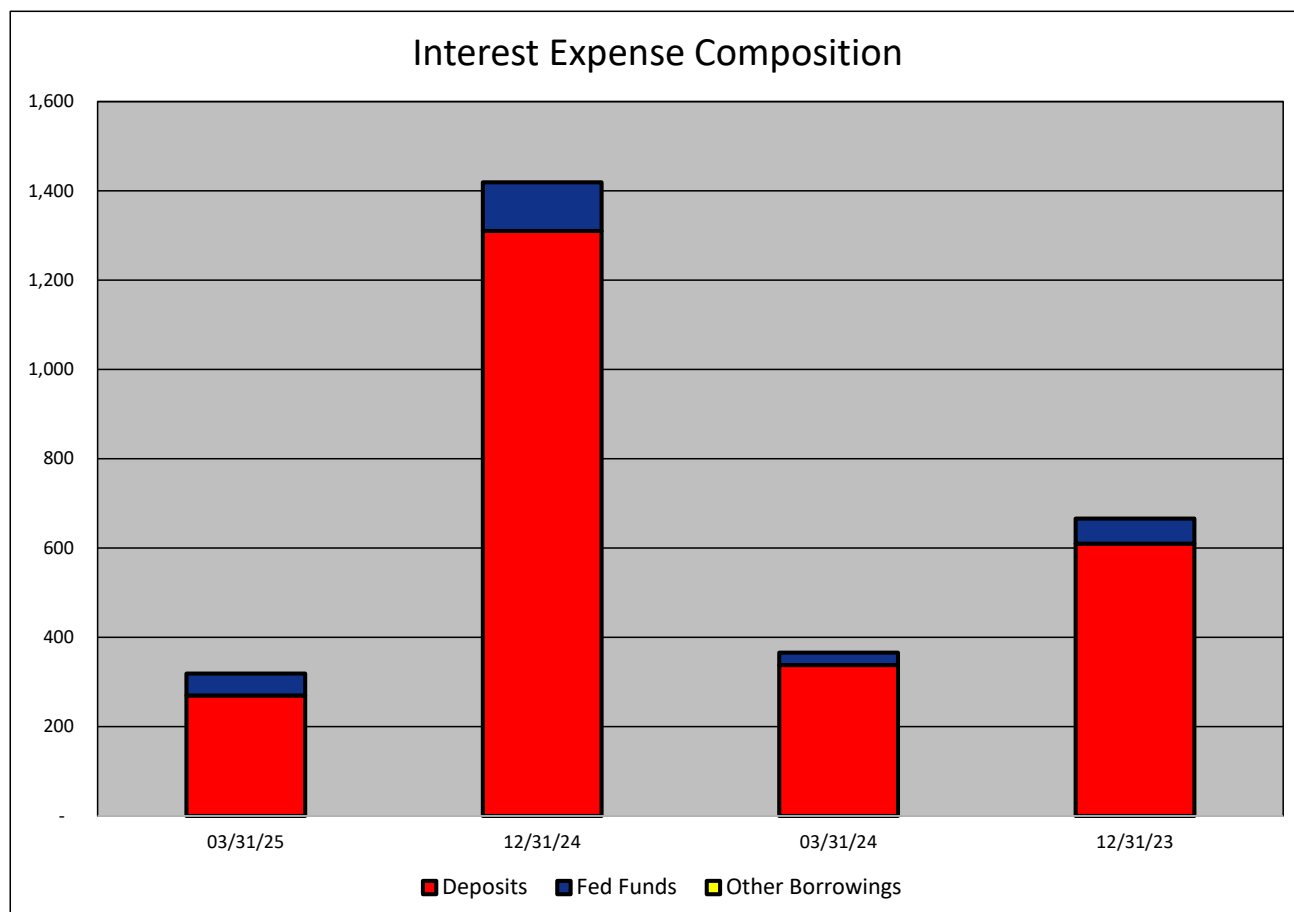


INTEREST EXPENSE COMPOSITION- First National Bank of Wauchula
(Dollars in Thousands)

As of:	03/31/25	12/31/24	03/31/24	12/31/23	\$ Change 12 MTHS	% Change 12 MTHS
--------	----------	----------	----------	----------	----------------------	---------------------

INTEREST EXPENSE CATEGORY

Deposits	270	1,310	338	610	(68)	(20.12)
Fed Funds	49	109	28	56	21	75.00
Other Borrowings	-	-	-	-	-	NA
Total Int Expense	319	1,419	366	666	(47)	(12.84)

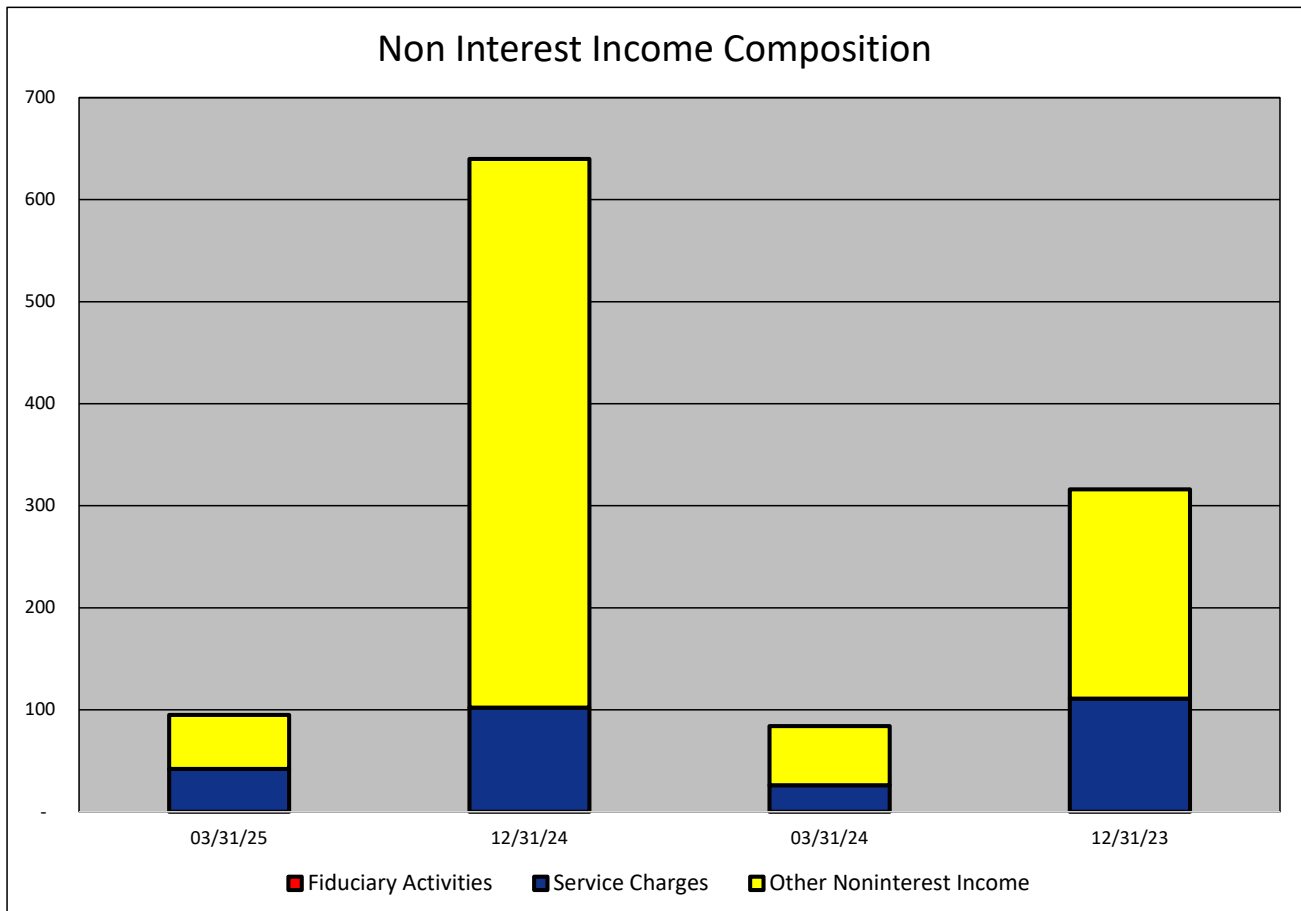


NONINTEREST INCOME COMPOSITION- First National Bank of Wauchula
(Dollars in Thousands)

As of:	03/31/25	12/31/24	03/31/24	12/31/23	\$ Change 12 MTHS	% Change 12 MTHS
--------	----------	----------	----------	----------	----------------------	---------------------

NONINTEREST INCOME CATEGORY

Fiduciary Activities	-	-	-	-	-	NA
Service Charges	42	102	26	111	16	61.54
Other Noninterest Income	53	538	58	205	(5)	(8.62)
Total Nonint. Income	95	640	84	316	11	13.10

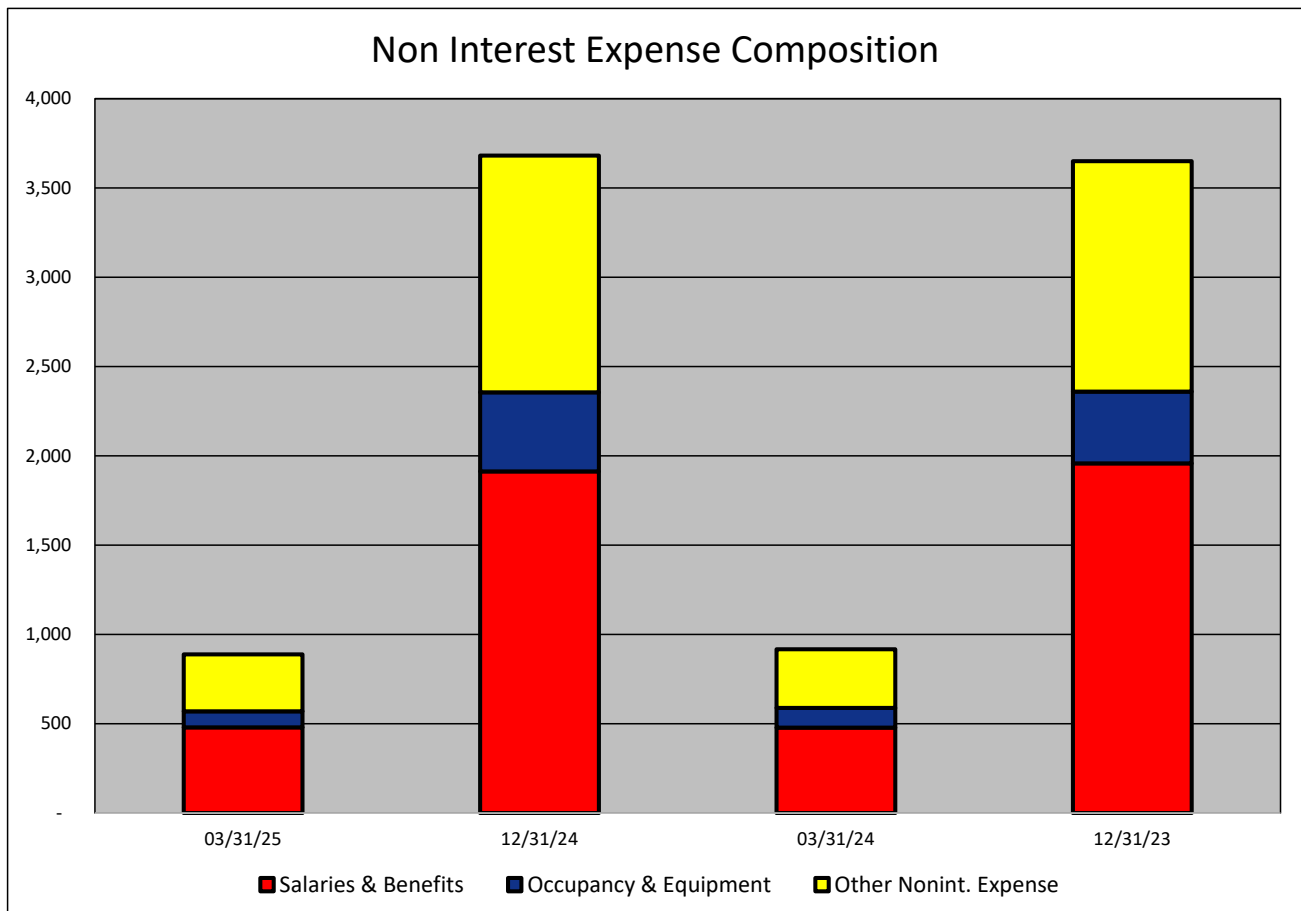


NONINTEREST EXPENSE COMPOSITION- First National Bank of Wauchula
(Dollars in Thousands)

As of:	03/31/25	12/31/24	03/31/24	12/31/23	\$ Change 12 MTHS	% Change 12 MTHS
--------	----------	----------	----------	----------	----------------------	---------------------

NONINTEREST EXPENSE CATEGORY

Salaries & Benefits	480	1,913	478	1,958	2	0.42
Occupancy & Equipment	90	443	111	402	(21)	(18.92)
Other Nonint. Expense	318	1,325	328	1,290	(10)	(3.05)
Total Nonint. Expense	888	3,681	917	3,650	(29)	(3.16)



PEER GROUP COMPARISONS REPORT
Central Florida Group

BALANCE SHEET

Institution name	Total Assets \$000		% Change in Assets
	This Year	Last Year	
Southstate Bank, National Association	65,108,690	45,127,613	44.28
Sunrise Bank	601,221	521,738	15.23
Cogent Bank	2,131,275	1,861,049	14.52
First Bank	813,519	721,527	12.75
Bank Of Central Florida	1,197,066	1,087,312	10.09
Mainstreet Community Bank Of Florida	864,491	788,555	9.63
Citizens First Bank	4,083,501	3,828,464	6.66
Heartland National Bank	763,384	715,955	6.62
Citizens Bank And Trust	1,396,591	1,313,139	6.36
Surety Bank	213,148	204,609	4.17
Crews Bank & Trust	2,273,574	2,189,810	3.83
United Southern Bank	873,950	880,436	(0.74)
Axiom Bank, National Association	861,206	873,749	(1.44)
Winter Park National Bank	803,539	827,920	(2.94)
Commerce Bank & Trust	170,268	177,758	(4.21)
First National Bank Of Wauchula	87,040	91,225	(4.59)
The First National Bank Of Mount Dora	369,745	397,544	(6.99)
First Colony Bank Of Florida	294,806	322,108	(8.48)

Select Peer Average	4,605,945	3,440,584	5.82
----------------------------	------------------	------------------	-------------

PEER GROUP COMPARISONS REPORT
Central Florida Group

BALANCE SHEET

Institution name	Total Loans \$000		% Change in Loans
	This Year	Last Year	
Southstate Bank, National Association	47,124,650	32,723,863	44.01
Mainstreet Community Bank Of Florida	615,288	524,216	17.37
Sunrise Bank	474,940	413,784	14.78
First Colony Bank Of Florida	202,044	178,616	13.12
Citizens Bank And Trust	798,458	719,387	10.99
United Southern Bank	410,231	377,041	8.80
Cogent Bank	1,635,557	1,524,626	7.28
The First National Bank Of Mount Dora	130,163	121,460	7.17
Bank Of Central Florida	783,619	746,939	4.91
First Bank	446,647	428,567	4.22
Crews Bank & Trust	1,220,909	1,174,657	3.94
Winter Park National Bank	450,170	440,034	2.30
Citizens First Bank	1,320,178	1,293,951	2.03
Heartland National Bank	159,222	156,965	1.44
Commerce Bank & Trust	126,385	126,295	0.07
First National Bank Of Wauchula	66,379	67,668	(1.90)
Axiom Bank, National Association	558,172	582,764	(4.22)
Surety Bank	69,443	82,653	(15.98)

Select Peer Average	3,144,025	2,315,749	6.68
----------------------------	-----------	-----------	------

PEER GROUP COMPARISONS REPORT
Central Florida Group

CAPITAL RATIOS
For the three months ended March 31, 2025

Institution name	Equity/ Assets	Leverage Ratio	Tier 1 Risk- based Ratio	Risk based Capital Ratio	Common Equity Tier 1 Capital Ratio
Surety Bank	9.15	13.28	25.93	27.05	25.93
Citizens First Bank	10.76	12.85	19.58	20.52	19.58
The First National Bank Of Mount Dora	8.75	12.12	17.28	18.23	17.28
First National Bank Of Wauchula	10.25	11.48	0.00	0.00	0.00
Axiom Bank, National Association	10.72	10.68	14.37	15.62	14.37
Crews Bank & Trust	10.21	10.45	0.00	0.00	0.00
Commerce Bank & Trust	7.06	9.98	12.76	14.01	12.76
Southstate Bank, National Association	14.21	9.92	12.29	13.48	12.29
Heartland National Bank	9.06	9.74	28.86	30.01	28.86
United Southern Bank	5.39	9.47	0.00	0.00	0.00
Sunrise Bank	8.17	9.29	0.00	0.00	0.00
First Bank	8.37	9.20	14.70	15.96	14.70
Mainstreet Community Bank Of Florida	7.89	9.09	0.00	0.00	0.00
First Colony Bank Of Florida	8.41	9.06	12.00	13.25	12.00
Cogent Bank	8.71	8.91	10.75	11.78	10.75
Bank Of Central Florida	6.91	8.08	11.11	12.02	11.11
Citizens Bank And Trust	2.57	7.65	12.21	13.17	12.21
Winter Park National Bank	5.86	6.92	11.35	12.57	11.35

Select Peer Average	8.47	9.90	11.29	12.09	11.29
----------------------------	------	------	-------	-------	-------

PEER GROUP COMPARISONS REPORT
Central Florida Group

BALANCE SHEET RATIOS
For the three months ended March 31, 2025

Institution name	Loans/ Deposits	Gross Loans/ Assets	Securities/ Assets
Sunrise Bank	89.57	79.00	14.19
First National Bank Of Wauchula	89.16	76.26	6.22
Southstate Bank, National Association	88.18	72.38	12.36
Cogent Bank	84.74	76.74	18.52
Commerce Bank & Trust	83.25	74.23	14.46
Mainstreet Community Bank Of Florida	77.93	71.17	19.47
First Colony Bank Of Florida	75.24	68.53	18.30
Axiom Bank, National Association	73.25	64.81	18.20
Bank Of Central Florida	70.99	65.46	17.71
First Bank	60.37	54.90	23.47
Winter Park National Bank	60.31	56.02	26.23
Crews Bank & Trust	60.18	53.70	27.02
Citizens Bank And Trust	59.82	57.17	36.08
United Southern Bank	50.13	46.94	36.22
The First National Bank Of Mount Dora	38.97	35.20	53.80
Citizens First Bank	38.02	32.33	60.31
Surety Bank	35.90	32.58	14.42
Heartland National Bank	23.86	20.86	47.99

Select Peer Average	64.44	57.68	25.83
----------------------------	-------	-------	-------

PEER GROUP COMPARISONS REPORT
Central Florida Group

PROFITABILITY RATIOS
For the three months ended March 31, 2025

Institution name	Avg Total Assets (\$000)	Return on Avg Assets	Return on Avg Equity
Surety Bank	193,401	2.09	20.74
First Colony Bank Of Florida	303,304	1.83	22.45
Winter Park National Bank	821,592	1.76	32.33
Cogent Bank	2,055,392	1.54	17.51
Crews Bank & Trust	2,222,772	1.53	14.86
Heartland National Bank	746,051	1.48	16.47
First Bank	772,076	1.29	15.00
Bank Of Central Florida	1,190,926	1.29	18.99
First National Bank Of Wauchula	86,675	1.12	11.13
Sunrise Bank	601,090	1.12	14.06
Citizens First Bank	4,146,429	1.11	10.84
United Southern Bank	905,103	0.98	20.57
Citizens Bank And Trust	1,443,668	0.94	45.28
Mainstreet Community Bank Of Florida	861,932	0.85	11.08
Commerce Bank & Trust	174,668	0.81	12.60
Southstate Bank, National Association	65,032,626	0.67	5.64
The First National Bank Of Mount Dora	356,436	0.63	7.09
Axiom Bank, National Association	858,745	0.04	0.39

Select Peer Average	4,598,494	1.17	16.50
----------------------------	------------------	-------------	--------------

PEER GROUP COMPARISONS REPORT
Central Florida Group

PROFITABILITY RATIOS
For the three months ended March 31, 2025

Institution name	Noninterest Income/AA	Net Overhead Ratio	Efficiency Ratio	Assets (per million) per Employee
Winter Park National Bank	0.06	1.06	39.76	25.92
Heartland National Bank	0.26	1.18	42.01	14.14
Southstate Bank, National Association	2.03	0.50	46.30	10.17
First Colony Bank Of Florida	0.12	1.68	47.19	15.52
Bank Of Central Florida	0.18	1.73	50.71	11.08
Citizens First Bank	0.56	1.06	51.28	10.08
Cogent Bank	0.52	2.24	56.07	8.99
First Bank	0.58	1.88	57.77	7.67
Crews Bank & Trust	0.75	1.71	59.26	6.23
Sunrise Bank	0.07	1.93	60.93	10.19
United Southern Bank	0.58	1.72	62.97	5.75
Surety Bank	3.58	0.26	63.34	5.76
Mainstreet Community Bank Of Florida	0.71	2.00	68.68	8.31
Citizens Bank And Trust	0.71	1.73	69.17	7.31
Commerce Bank & Trust	0.21	2.33	73.42	8.11
First National Bank Of Wauchula	0.44	3.66	78.39	3.96
The First National Bank Of Mount Dora	2.50	1.86	82.46	4.51
Axiom Bank, National Association	1.03	3.51	97.82	6.33

Select Peer Average	0.83	1.78	61.53	9.45
----------------------------	------	------	-------	------

PEER GROUP COMPARISONS REPORT
Central Florida Group

ASSET QUALITY RATIOS
For the three months ended March 31, 2025

Institution name	Allowance/ Loans	Nonperf Loans/ Total Loans	Nonperf Assets/ Total Assets	Adjusted Texas Ratio
Commerce Bank & Trust	1.42	0.00	0.00	0.00
Bank Of Central Florida	1.00	0.00	0.00	0.03
First Bank	1.73	0.00	0.00	0.00
Winter Park National Bank	1.30	0.04	0.02	0.35
Crews Bank & Trust	1.92	0.07	0.04	0.34
Heartland National Bank	1.65	0.20	0.04	0.44
Citizens First Bank	1.75	0.13	0.05	0.41
Cogent Bank	1.03	0.16	0.12	1.26
The First National Bank Of Mount Dora	1.59	0.34	0.12	1.29
Sunrise Bank	1.23	0.19	0.15	0.00
Surety Bank	1.60	0.45	0.15	1.51
United Southern Bank	2.25	0.38	0.18	2.80
First Colony Bank Of Florida	1.53	0.47	0.32	3.41
Southstate Bank, National Association	1.32	0.58	0.43	3.64
Mainstreet Community Bank Of Florida	1.25	1.04	0.74	8.47
First National Bank Of Wauchula	1.54	1.11	0.84	7.38
Citizens Bank And Trust	1.05	1.51	0.86	27.31
Axiom Bank, National Association	1.40	1.40	0.92	7.99

Select Peer Average	1.48	0.45	0.28	3.70
----------------------------	------	------	------	------

PEER GROUP COMPARISONS REPORT
Central Florida Group

STATEMENT OF CONDITION (% OF ASSETS)
For the three months ended March 31, 2025

Institution name	Cash & Nointerest bearing Deps	Interest- bearing Bal	Fed Funds Sold & Repos	Held to Maturity Secs	Available for Sale Secs
Surety Bank	25.42	23.20	0.00	0.00	14.42
First National Bank Of Wauchula	6.88	6.20	0.00	0.00	6.22
First Bank	2.38	14.74	1.30	0.00	23.47
First Colony Bank Of Florida	1.63	11.49	0.00	10.39	7.91
Commerce Bank & Trust	1.42	6.11	0.00	0.00	14.46
Mainstreet Community Bank Of Florida	1.32	1.21	2.54	0.00	19.47
Axiom Bank, National Association	1.15	12.69	0.00	0.00	18.20
Winter Park National Bank	1.11	15.06	0.00	18.00	8.23
Southstate Bank, National Association	1.06	4.00	0.01	3.37	8.99
Heartland National Bank	1.01	27.90	0.00	0.00	47.99
Citizens First Bank	0.92	0.17	3.29	0.00	60.31
Crews Bank & Trust	0.85	17.59	0.00	18.34	8.69
United Southern Bank	0.77	11.53	0.00	0.79	35.43
Sunrise Bank	0.59	4.77	0.00	0.83	13.36
The First National Bank Of Mount Dora	0.50	4.55	0.00	0.00	53.80
Bank Of Central Florida	0.47	13.52	0.00	0.00	17.71
Citizens Bank And Trust	0.24	4.13	0.00	0.00	36.08
Cogent Bank	0.12	4.17	0.00	0.00	18.52

Select Peer Average	2.66	10.17	0.40	2.87	22.96
----------------------------	------	-------	------	------	-------

PEER GROUP COMPARISONS REPORT
Central Florida Group

STATEMENT OF CONDITION (% OF ASSETS)
For the three months ended March 31, 2025

Institution name	Net Loans & Leases	Premises & Fixed Assets	Total Real Estate Owned	Intangible Assets
Sunrise Bank	78.03	1.40	0.00	0.00
Cogent Bank	75.89	0.26	0.00	0.12
First National Bank Of Wauchula	75.09	1.42	0.00	0.00
Commerce Bank & Trust	73.17	1.25	0.00	0.00
Southstate Bank, National Association	70.87	1.57	0.01	5.58
Mainstreet Community Bank Of Florida	70.23	2.25	0.00	0.01
First Colony Bank Of Florida	67.48	0.37	0.00	0.00
Bank Of Central Florida	64.81	1.42	0.00	0.02
Axiom Bank, National Association	63.91	1.37	0.01	0.11
Citizens Bank And Trust	56.57	1.27	0.00	0.00
Winter Park National Bank	55.29	0.34	0.00	0.00
First Bank	53.95	1.82	0.00	0.00
Crews Bank & Trust	52.67	1.12	0.00	0.00
United Southern Bank	45.88	1.15	0.00	0.00
The First National Bank Of Mount Dora	34.64	1.09	0.00	0.00
Surety Bank	32.06	1.18	0.00	0.00
Citizens First Bank	31.55	1.35	0.01	0.45
Heartland National Bank	20.51	0.51	0.00	0.00

Select Peer Average	56.81	1.17	0.00	0.35
----------------------------	--------------	-------------	-------------	-------------

PEER GROUP COMPARISONS REPORT
Central Florida Group

STATEMENT OF CONDITION (% OF TOTAL FUNDING SOURCES)
For the three months ended March 31, 2025

Institution name	Non Interest Bearing Deps	Interest Bearing Deps	Total Deps	Total Fed Funds & Repos	Other Borrowed Money
Surety Bank	46.69	53.31	100.00	0.00	0.00
The First National Bank Of Mount Dora	41.77	58.23	100.00	0.00	0.00
Commerce Bank & Trust	40.24	57.56	97.80	2.20	0.00
Axiom Bank, National Association	38.24	61.76	100.00	0.00	0.00
Crews Bank & Trust	36.21	63.68	99.89	0.11	0.00
First Colony Bank Of Florida	35.59	64.41	100.00	0.00	0.00
First Bank	35.03	64.97	100.00	0.00	0.00
Citizens Bank And Trust	34.94	64.08	99.02	0.98	0.00
Bank Of Central Florida	32.49	67.51	100.00	0.00	0.00
Mainstreet Community Bank Of Florida	31.75	68.25	100.00	0.00	0.00
First National Bank Of Wauchula	30.81	66.57	97.38	0.00	2.62
United Southern Bank	29.04	70.96	100.00	0.00	0.00
Cogent Bank	28.50	71.50	100.00	0.00	0.00
Southstate Bank, National Association	25.61	73.13	98.74	1.26	0.00
Heartland National Bank	23.73	73.23	96.96	3.04	0.00
Winter Park National Bank	22.17	76.76	98.93	1.07	0.00
Sunrise Bank	22.04	74.86	96.89	0.00	3.11
Citizens First Bank	15.41	80.77	96.18	3.82	0.00

Select Peer Average	31.68	67.31	98.99	0.69	0.32
----------------------------	-------	-------	-------	------	------

PEER GROUP COMPARISONS REPORT
Central Florida Group

YIELDS, COSTS & SPREADS - ASSET YIELDS
For the three months ended March 31, 2025

Institution name	Yield on Earning Assets	Cost of Funds	Net Interest Margin	Avg Earning Assets/AA
First National Bank Of Wauchula	6.82	2.52	5.22	91.62
Cogent Bank	6.65	3.46	4.40	99.33
First Bank	4.99	1.83	3.86	94.59
Southstate Bank, National Association	5.54	2.47	3.82	89.70
Axiom Bank, National Association	5.90	3.78	3.76	96.12
Bank Of Central Florida	5.05	2.12	3.68	97.19
First Colony Bank Of Florida	5.25	1.88	3.61	99.14
Mainstreet Community Bank Of Florida	5.12	2.57	3.42	94.39
Crews Bank & Trust	4.79	2.40	3.41	98.53
Surety Bank	5.31	2.58	3.36	69.95
Commerce Bank & Trust	5.05	2.84	3.34	95.58
Heartland National Bank	4.84	2.15	3.30	96.19
Sunrise Bank	5.89	3.64	3.27	98.25
United Southern Bank	4.06	1.30	3.17	96.02
Citizens Bank And Trust	4.28	2.23	2.89	96.70
Winter Park National Bank	4.83	2.75	2.82	97.65
The First National Bank Of Mount Dora	3.75	2.05	2.61	98.24
Citizens First Bank	4.11	1.75	2.59	97.49

Select Peer Average	5.12	2.46	3.70	94.82
----------------------------	------	------	------	-------