

# Cogent Bank

Orlando, FL

Established

9/10/1999

## Florida Bank and Thrift Performance Report

### Table of Contents

<b>Title</b>	<b>Page</b>
PEER GROUP POSITION	1
EXECUTIVE SUMMARY	2
SELECTED FINANCIAL DATA	3
SECURITIES COMPOSITION	4
LOAN PORTFOLIO COMPOSITION	5
LOAN PORTFOLIO QUALITY	6
DEPOSIT BASE COMPOSITION	7
INTEREST INCOME COMPOSITION	8
INTEREST EXPENSE COMPOSITION	9
NONINTEREST INCOME COMPOSITION	10
NONINTEREST EXPENSE COMPOSITION	11
PEER GROUP COMPARISONS REPORT	12-22

---

#### FLORIDA BANKING TEAM

Ted Hacker, Steve Kania, Robert Brink, David Ajvazi, Erica Hines, Sacha Widmaier, Anthony Hagbartsen, Madeline Bogumil, Phillip Berdeguer, Andrew Joyce, Meranda Joseph, Patricia Romero, Vanessa Hossler, Adam McCord, Allyson Wiitala, Jacob Ingram, Rachel Jean, Brendan Yosko, Martha Zubia, Stephanie Flores, Joshua Koelsch, Jacob Frantzen, Sander Maldonado, Brian Katz, Nicholas Singh, Raphael Houssou

Information contained herein was obtained from FIS is believed to be reliable however, accuracy is not guaranteed and all peer and state averages are simple averages.

**PEER GROUP POSITION**  
**For the**  
***Central Florida Group***

**For the three months ended March 31, 2025**

Institution name	Total Assets (\$'000's)
Southstate Bank, National Association	65,108,690
Citizens First Bank	4,083,501
Crews Bank & Trust	2,273,574
<b>Cogent Bank</b>	<b>2,131,275</b>
Citizens Bank And Trust	1,396,591
Bank Of Central Florida	1,197,066
United Southern Bank	873,950
Mainstreet Community Bank Of Florida	864,491
Axiom Bank, National Association	861,206
First Bank	813,519
Winter Park National Bank	803,539
Heartland National Bank	763,384
Sunrise Bank	601,221
The First National Bank Of Mount Dora	369,745
First Colony Bank Of Florida	294,806
Surety Bank	213,148
Commerce Bank & Trust	170,268
First National Bank Of Wauchula	87,040

Institution name	Return on Avg Assets (%)
Surety Bank	2.09
First Colony Bank Of Florida	1.83
Winter Park National Bank	1.76
<b>Cogent Bank</b>	<b>1.54</b>
Crews Bank & Trust	1.53
Heartland National Bank	1.48
First Bank	1.29
Bank Of Central Florida	1.29
First National Bank Of Wauchula	1.12
Sunrise Bank	1.12
Citizens First Bank	1.11
United Southern Bank	0.98
Citizens Bank And Trust	0.94
Mainstreet Community Bank Of Florida	0.85
Commerce Bank & Trust	0.81
Southstate Bank, National Association	0.67
The First National Bank Of Mount Dora	0.63
Axiom Bank, National Association	0.04

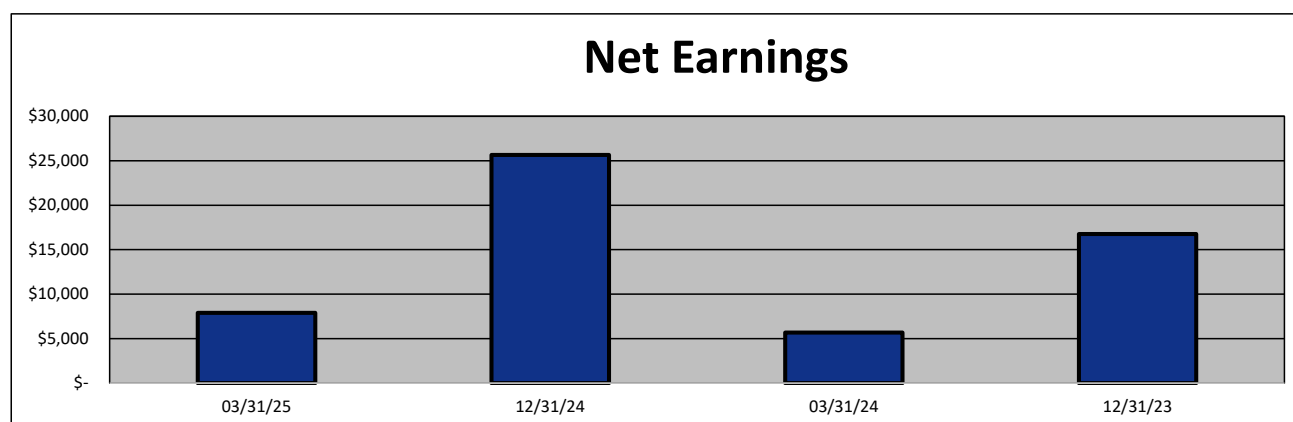
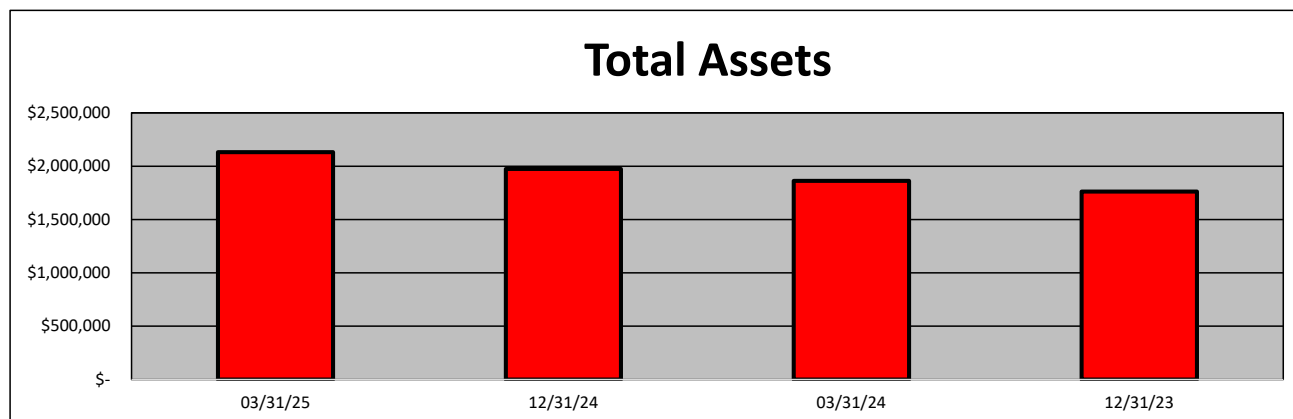
**EXECUTIVE SUMMARY - Cogent Bank**  
(Percentage)

Period Ending	03/31/25	12/31/24	03/31/24	12/31/23	State Avg.	Peer Avg.
<b>CAPITAL RATIOS</b>						
Equity/Assets	8.71	8.88	7.83	7.89	11.26	8.47
Leverage Ratio	8.91	8.88	8.05	8.11	17.35	9.90
Tier 1 Cap/Risk Based Assets	10.75	10.87	9.56	9.87	18.59	11.29
Risk Based Ratio	11.78	11.88	10.68	11.07	19.41	12.09
Common Equity Tier 1 Capital Ratio	10.75	10.87	9.56	9.87	18.53	11.29
<b>BALANCE SHEET RATIOS:</b>						
Loan/Deposit Ratio	84.74	87.01	91.01	90.40	73.43	64.44
Loans/Assets	76.74	78.69	81.92	80.66	62.13	57.68
Securities/Assets	18.52	18.23	14.79	14.91	18.87	25.83
<b>PROFITABILITY:</b>						
Return on Avg Assets	1.54	1.34	1.24	1.03	0.20	1.17
Return on Avg Equity	17.51	16.31	15.99	12.92	10.12	16.50
Nonint Income/Avg Assets	0.52	0.68	0.74	0.33	0.78	0.83
Net Overhead Ratio	2.24	2.07	1.94	2.15	2.92	1.78
Efficiency Ratio	56.07	57.59	58.10	56.25	93.91	61.53
Assets (per million) per Employee	8.99	8.29	8.62	8.68	10.55	9.45
<b>ASSET QUALITY:</b>						
Allowance/Loans	1.03	1.00	1.09	1.14	1.27	1.48
Nonperforming Loans/Total Loans	0.16	0.17	0.70	0.92	0.52	0.45
Nonperforming Assets/Total Assets	0.12	0.13	0.57	0.75	0.36	0.28
Adjusted Texas Ratio	1.26	1.37	6.59	8.57	3.38	3.70
<b>YIELDS &amp; COSTS:</b>						
Yield on earning assets	6.65	6.83	6.60	6.20	5.40	5.12
Cost of funds	3.46	4.02	4.05	3.39	2.84	2.46
Net interest margin	4.40	4.09	3.85	4.06	3.13	3.70
Avg Earning Assets/Avg Assets	99.33	99.21	99.34	99.31	95.62	94.82

**SELECTED FINANCIAL DATA - Cogent Bank**  
(Dollars in Thousands)

As of:	03/31/25	12/31/24	03/31/24	12/31/23	\$ Change 12 MTHS	% Change 12 MTHS
Total Assets	2,131,275	1,973,429	1,861,049	1,762,087	270,226	14.52
Cash and Equivalents	91,342	51,813	50,073	67,689	41,269	82.42
Securities	394,702	359,833	275,296	262,703	119,406	43.37
Loans, net	1,635,557	1,552,863	1,524,626	1,421,338	110,931	7.28
Deposit Accounts	1,930,078	1,784,719	1,675,198	1,572,200	254,880	15.21
Fed Funds & Repos	-	-	-	-	-	NA
Total Equity	185,697	175,296	145,672	139,100	40,025	27.48

Period Ending	03/31/25	12/31/24	03/31/24	12/31/23	\$ Change 12 MTHS	% Change 12 MTHS
Net Earnings	7,900	25,658	5,691	16,763	2,209	38.82
Interest Income	33,935	129,444	30,027	100,532	3,908	13.01
Interest Expense	11,474	51,902	12,524	34,684	(1,050)	(8.38)
Net Interest Income	22,461	77,542	17,503	65,848	4,958	28.33
Prov for Credit Losses	433	4,146	1,585	8,530	(1,152)	(72.68)
Noninterest income	2,682	13,085	3,411	5,328	(729)	(21.37)
Gain on Sale of Securities	-	143	140	-	(140)	(100.00)
Noninterest Expense	14,194	52,706	12,295	40,465	1,899	15.45
Net Operating Income	10,516	33,775	7,034	22,181	3,482	49.50
Income Taxes	2,598	8,546	1,783	5,418	815	45.71

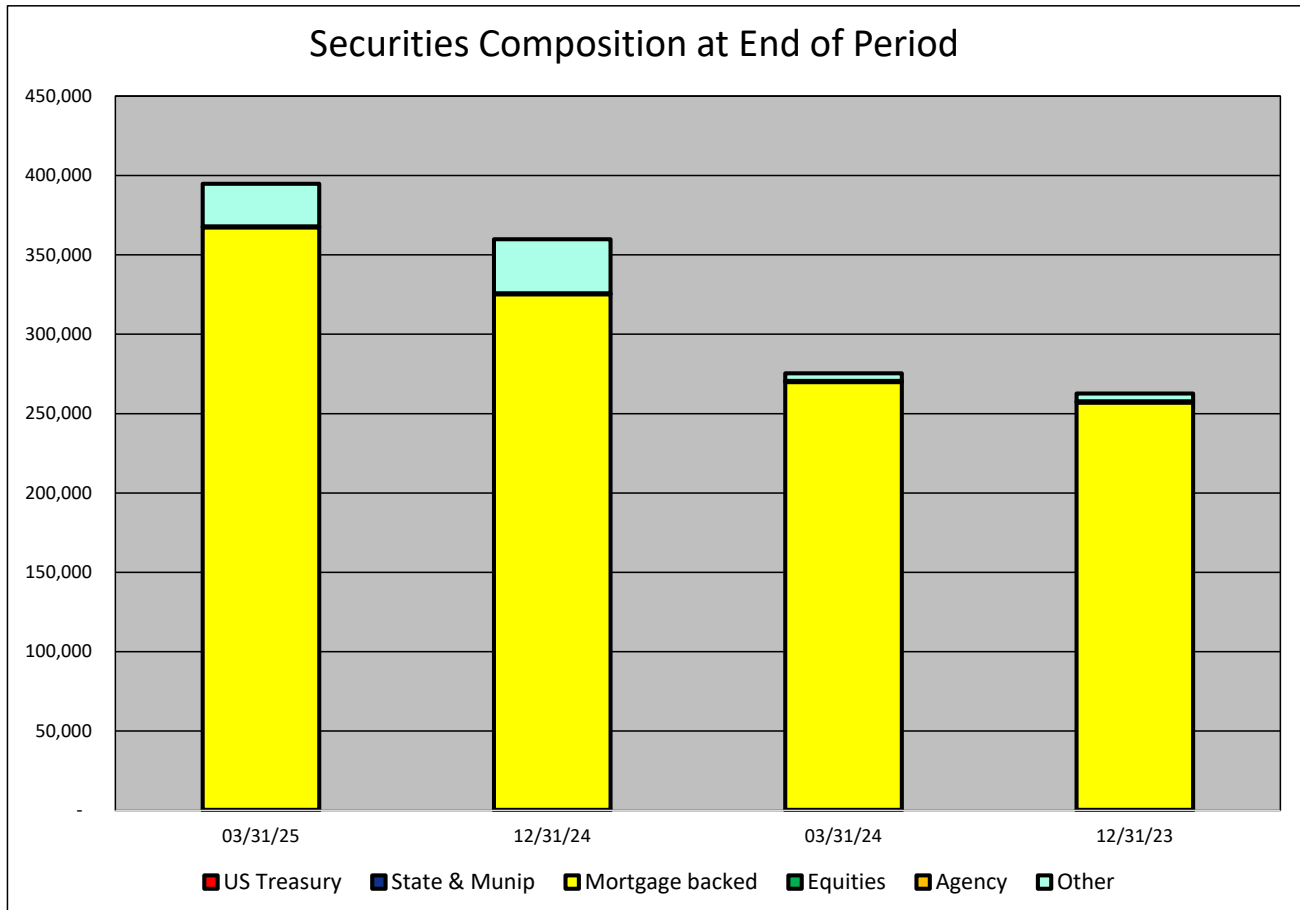


**SECURITIES COMPOSITION - Cogent Bank**  
(Dollars in Thousands)

As of:	03/31/25	12/31/24	03/31/24	12/31/23	\$ Change 12 MTHS	% Change 12 MTHS
--------	----------	----------	----------	----------	----------------------	---------------------

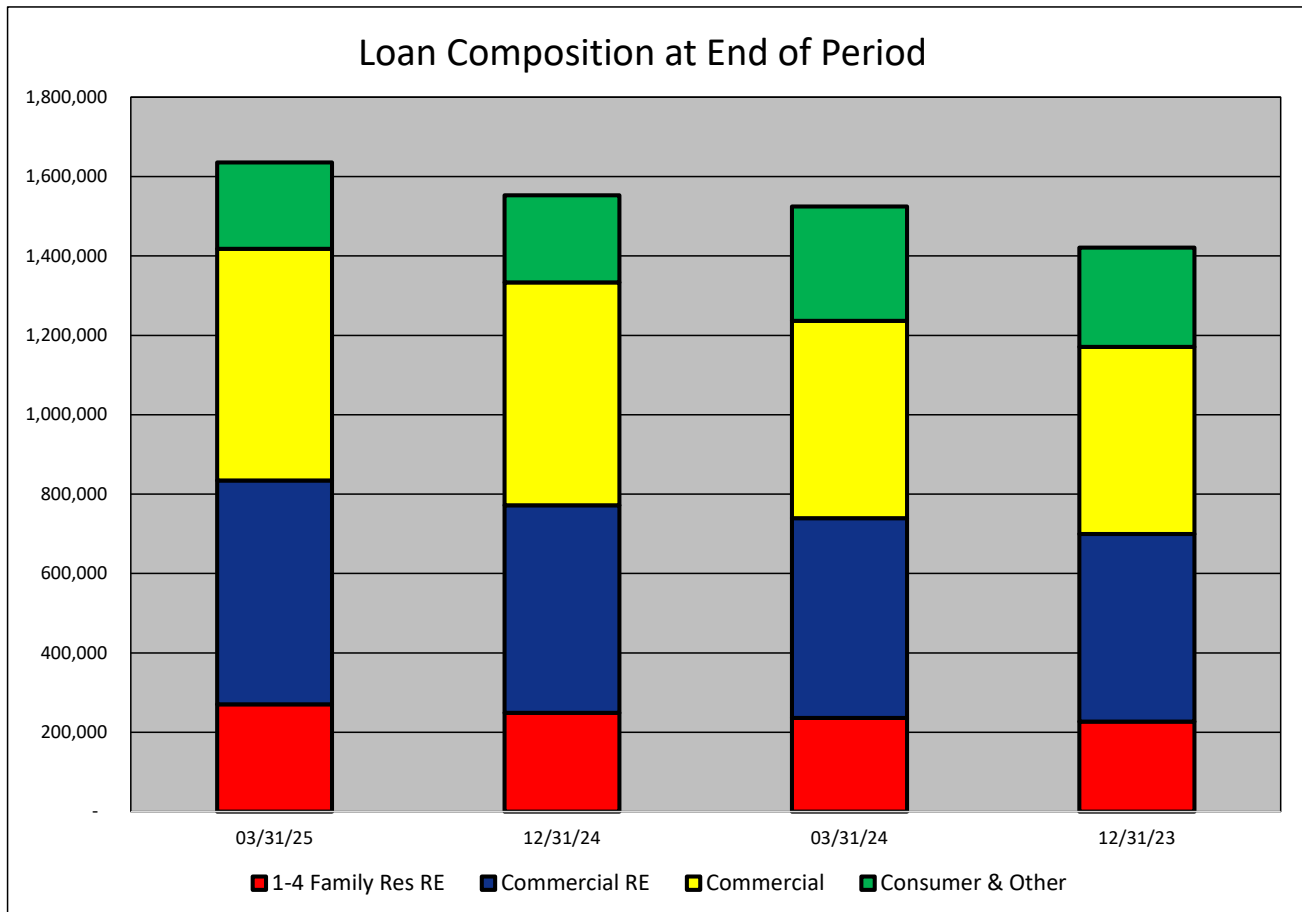
**SECURITIES CATEGORY:**

US Treasury	-	-	-	-	-	NA
State & Munip	445	453	467	465	(22)	(4.71)
Mortgage backed	366,936	324,782	269,444	256,570	97,492	36.18
Equities	-	-	-	-	-	NA
Agency	535	591	663	718	(128)	(19.31)
Other	26,786	34,007	4,722	4,950	22,064	467.26
Total Securities	394,702	359,833	275,296	262,703	119,406	43.37



**LOAN PORTFOLIO COMPOSITION - Cogent Bank**  
(Dollars in Thousands)

As of:	03/31/25	12/31/24	03/31/24	12/31/23	\$ Change 12 MTHS	% Change 12 MTHS
<b>LOAN CATEGORY:</b>						
1-4 Family Res RE	270,481	249,175	235,857	226,537	34,624	14.68
Commercial RE	563,968	522,658	503,511	473,106	60,457	12.01
Commercial	583,242	561,383	497,377	471,207	85,865	17.26
Consumer & Other	217,866	219,647	287,881	250,488	(70,015)	(24.32)
Loans, Net	1,635,557	1,552,863	1,524,626	1,421,338	110,931	7.28



**LOAN PORTFOLIO QUALITY - Cogent Bank**  
(Dollars in Thousands)

As of:	03/31/25	12/31/24	03/31/24	12/31/23	\$ Change 12 MTHS	% Change 12 MTHS
--------	----------	----------	----------	----------	----------------------	---------------------

**ALLOWANCE FOR CREDIT LOSSES (LOANS):**

Beginning Balance	15,566	16,208	16,208	14,955	(642)	(3.96)
Total Recoveries	835	36	3	17	832	27,733.33
Total Charge-offs	22	4,824	1,118	6,373	(1,096)	(98.03)
Provision Expense	433	4,146	1,585	8,530	(1,152)	(72.68)
Writedown Transfer Loans HFS	-	-	-	-	-	NA
Adjustments	-	-	-	(921)	-	NA
Ending Balance	16,812	15,566	16,678	16,208	134	0.80

**NON-PERFORMING ASSETS:**

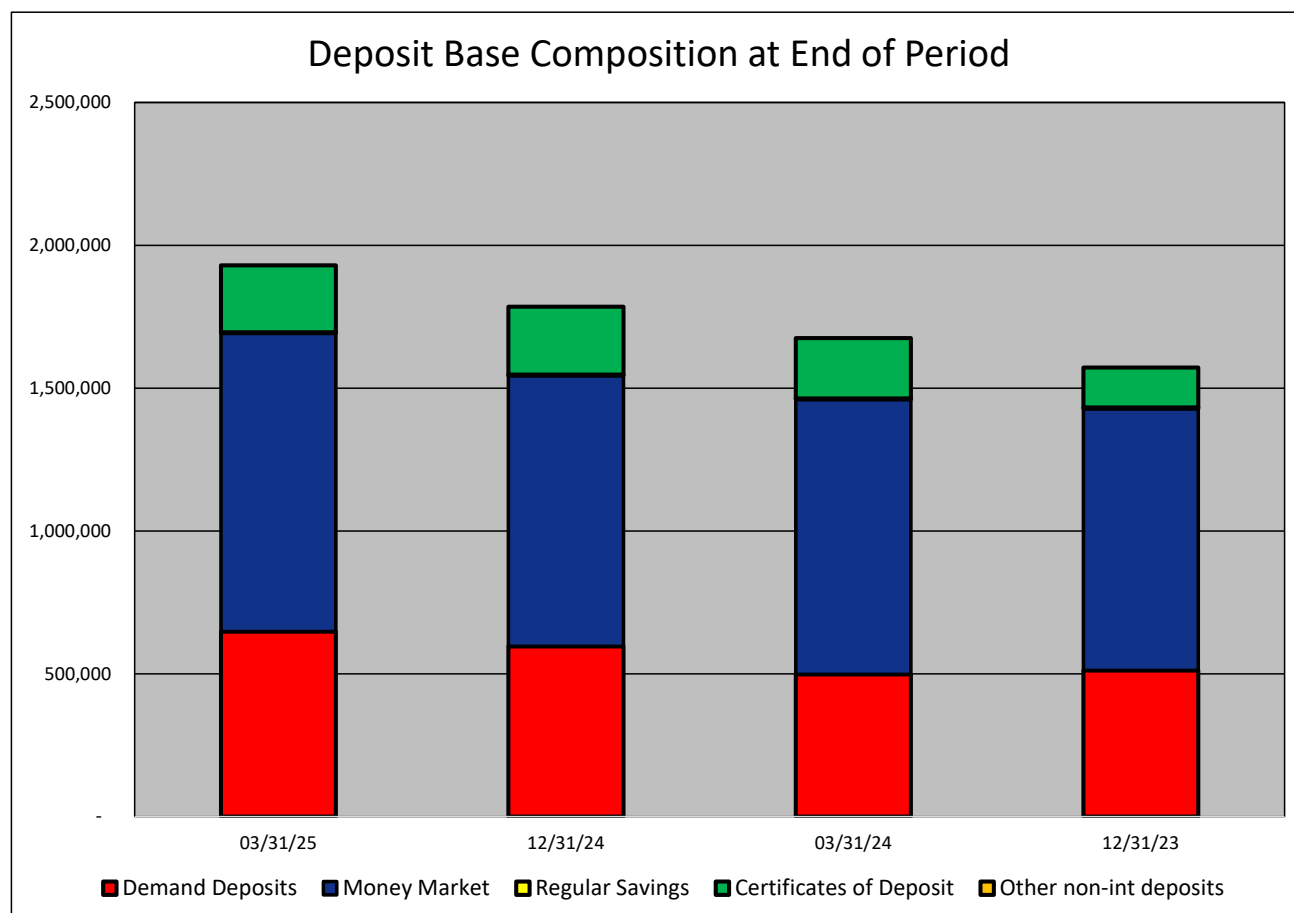
Total-90+ Days Past Due	-	-	-	-	-	NA
Total-Nonaccrual	2,539	2,607	10,680	13,061	(8,141)	(76.23)
Foreclosed Real Estate	-	-	-	234	-	NA
Total Non-perf Assets	2,539	2,607	10,680	13,295	(8,141)	(76.23)

**DEPOSIT BASE COMPOSITION - Cogent Bank**  
(Dollars in Thousands)

As of:	03/31/25	12/31/24	03/31/24	12/31/23	\$ Change 12 MTHS	% Change 12 MTHS
--------	----------	----------	----------	----------	----------------------	---------------------

**DEPOSIT BASE CATEGORY:**

Demand Deposits	648,304	595,756	498,252	511,477	150,052	30.12
Money Market	1,043,562	947,930	961,948	916,834	81,614	8.48
Regular Savings	3,618	3,451	3,835	4,052	(217)	(5.66)
Certificates of Deposit	234,594	237,582	211,163	139,837	23,431	11.10
Other non-int deposits	-	-	-	-	-	NA
<b>Total Deposits</b>	<b>1,930,078</b>	<b>1,784,719</b>	<b>1,675,198</b>	<b>1,572,200</b>	<b>254,880</b>	<b>15.21</b>



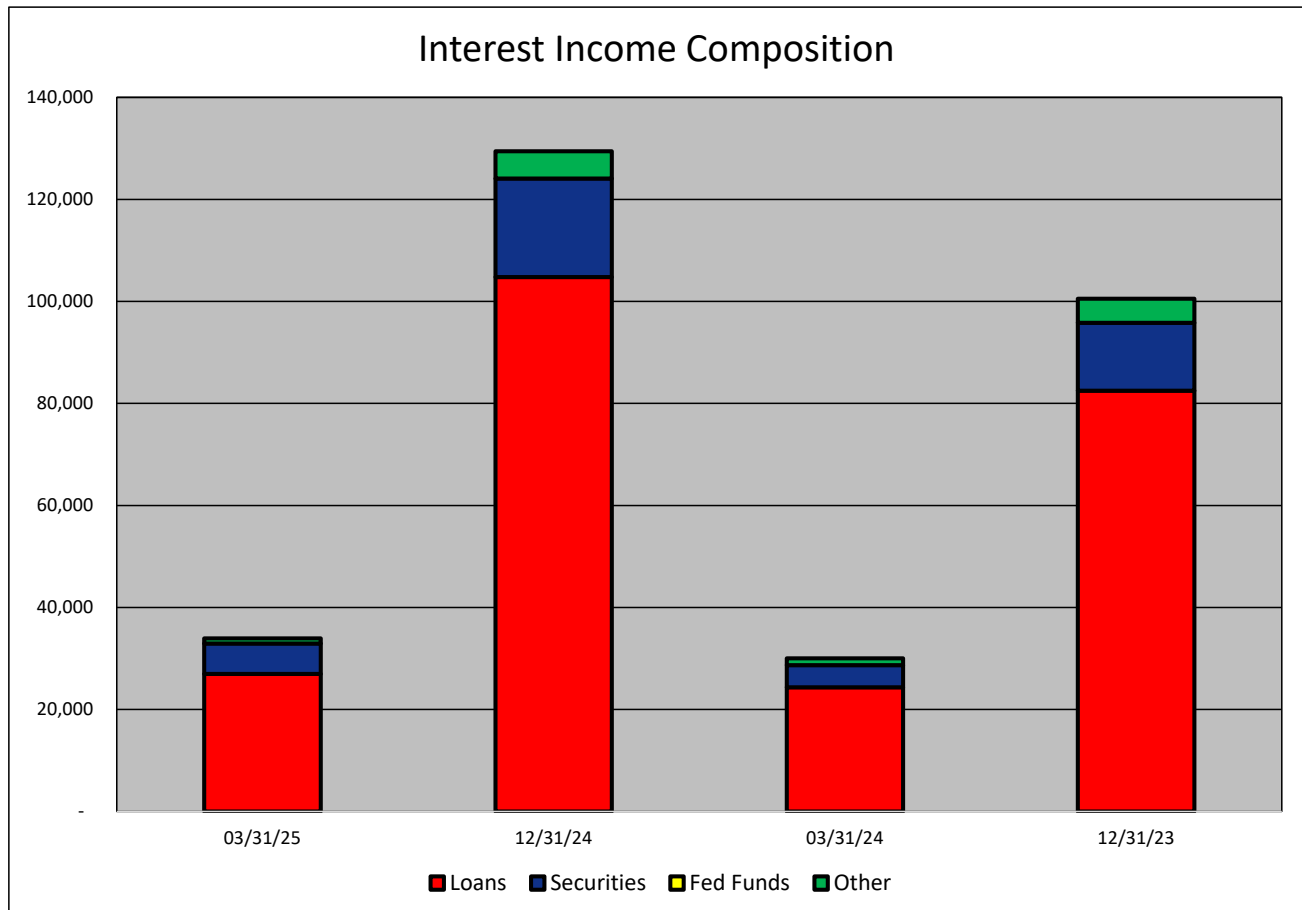


**INTEREST INCOME COMPOSITION- Cogent Bank**  
(Dollars in Thousands)

As of:	03/31/25	12/31/24	03/31/24	12/31/23	\$ Change 12 MTHS	% Change 12 MTHS
--------	----------	----------	----------	----------	----------------------	---------------------

**INTEREST INCOME CATEGORY**

Loans	26,993	104,785	24,334	82,485	2,659	10.93
Securities	5,937	19,285	4,376	13,306	1,561	35.67
Fed Funds	-	-	-	-	-	NA
Other	1,005	5,374	1,317	4,741	(312)	(23.69)
<b>Total Int Income</b>	<b>33,935</b>	<b>129,444</b>	<b>30,027</b>	<b>100,532</b>	<b>3,908</b>	<b>13.01</b>

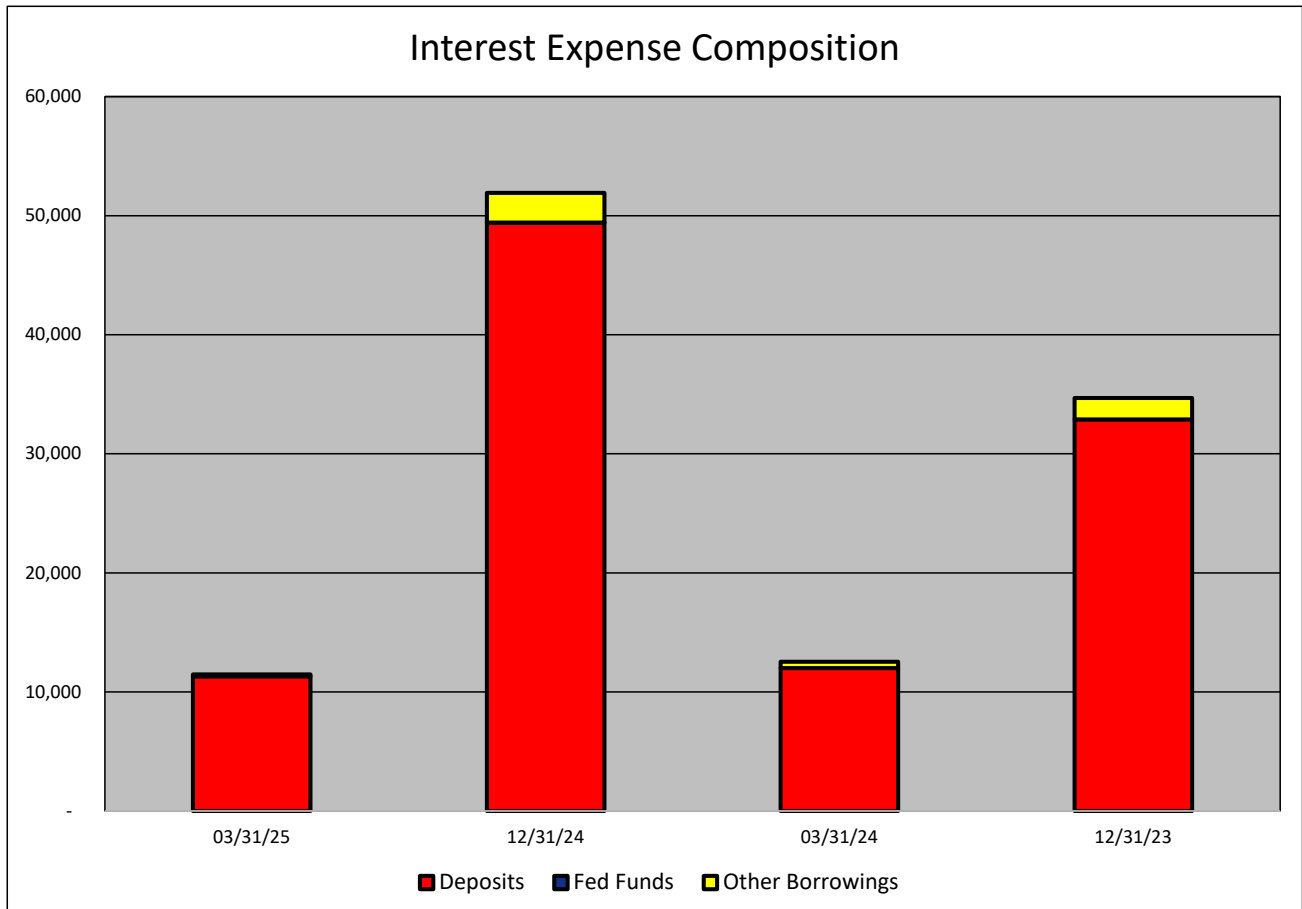


**INTEREST EXPENSE COMPOSITION- Cogent Bank**  
(Dollars in Thousands)

As of:	03/31/25	12/31/24	03/31/24	12/31/23	\$ Change 12 MTHS	% Change 12 MTHS
--------	----------	----------	----------	----------	----------------------	---------------------

**INTEREST EXPENSE CATEGORY**

Deposits	11,305	49,413	11,997	32,893	(692)	(5.77)
Fed Funds	-	13	-	-	-	NA
Other Borrowings	169	2,476	527	1,791	(358)	(67.93)
<b>Total Int Expense</b>	<b>11,474</b>	<b>51,902</b>	<b>12,524</b>	<b>34,684</b>	<b>(1,050)</b>	<b>(8.38)</b>

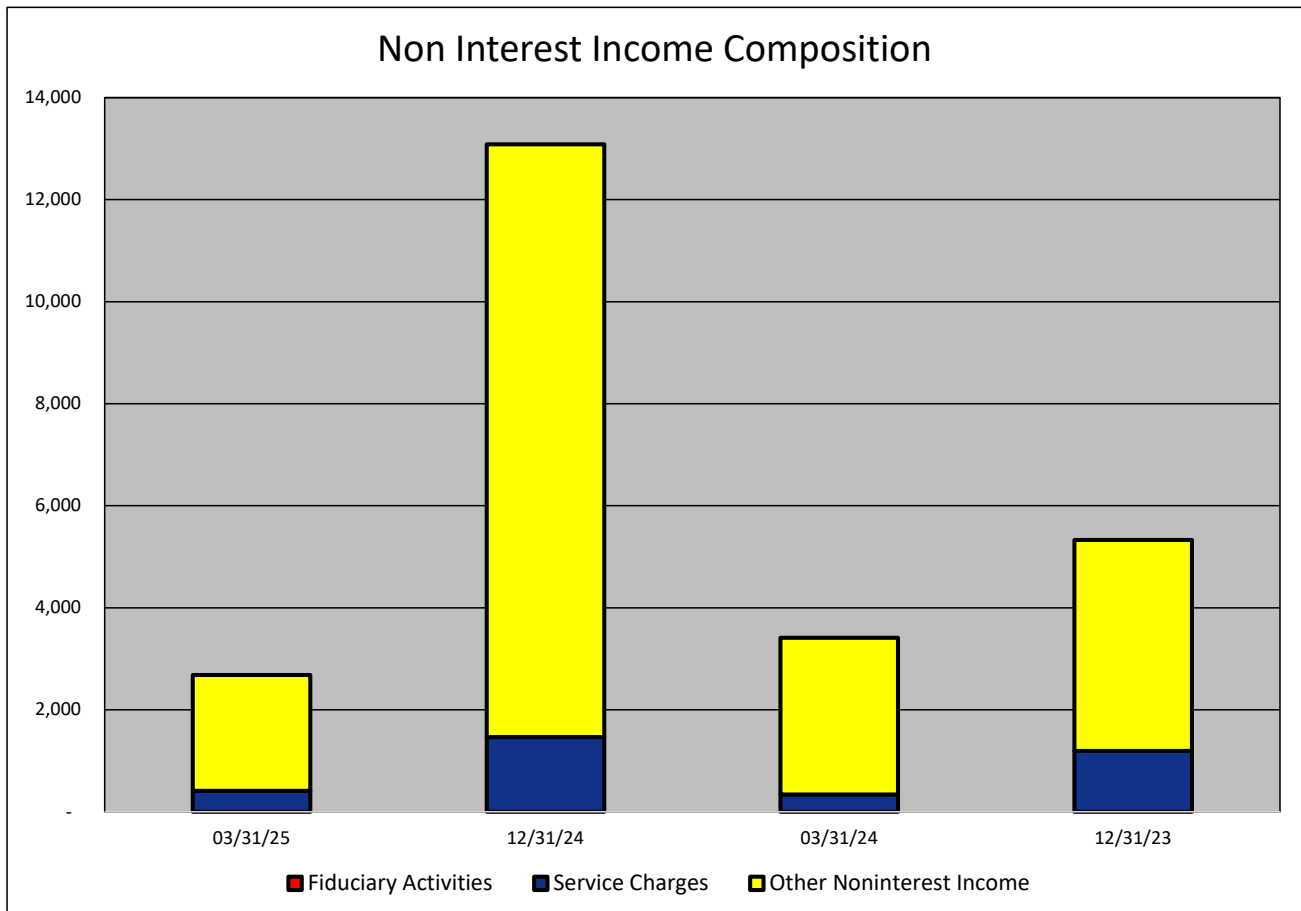


**NONINTEREST INCOME COMPOSITION- Cogent Bank**  
(Dollars in Thousands)

As of:	03/31/25	12/31/24	03/31/24	12/31/23	\$ Change 12 MTHS	% Change 12 MTHS
--------	----------	----------	----------	----------	----------------------	---------------------

**NONINTEREST INCOME CATEGORY**

Fiduciary Activities	-	-	-	-	-	NA
Service Charges	413	1,464	341	1,191	72	21.11
Other Noninterest Income	2,269	11,621	3,070	4,137	(801)	(26.09)
<b>Total Nonint. Income</b>	<b>2,682</b>	<b>13,085</b>	<b>3,411</b>	<b>5,328</b>	<b>(729)</b>	<b>(21.37)</b>

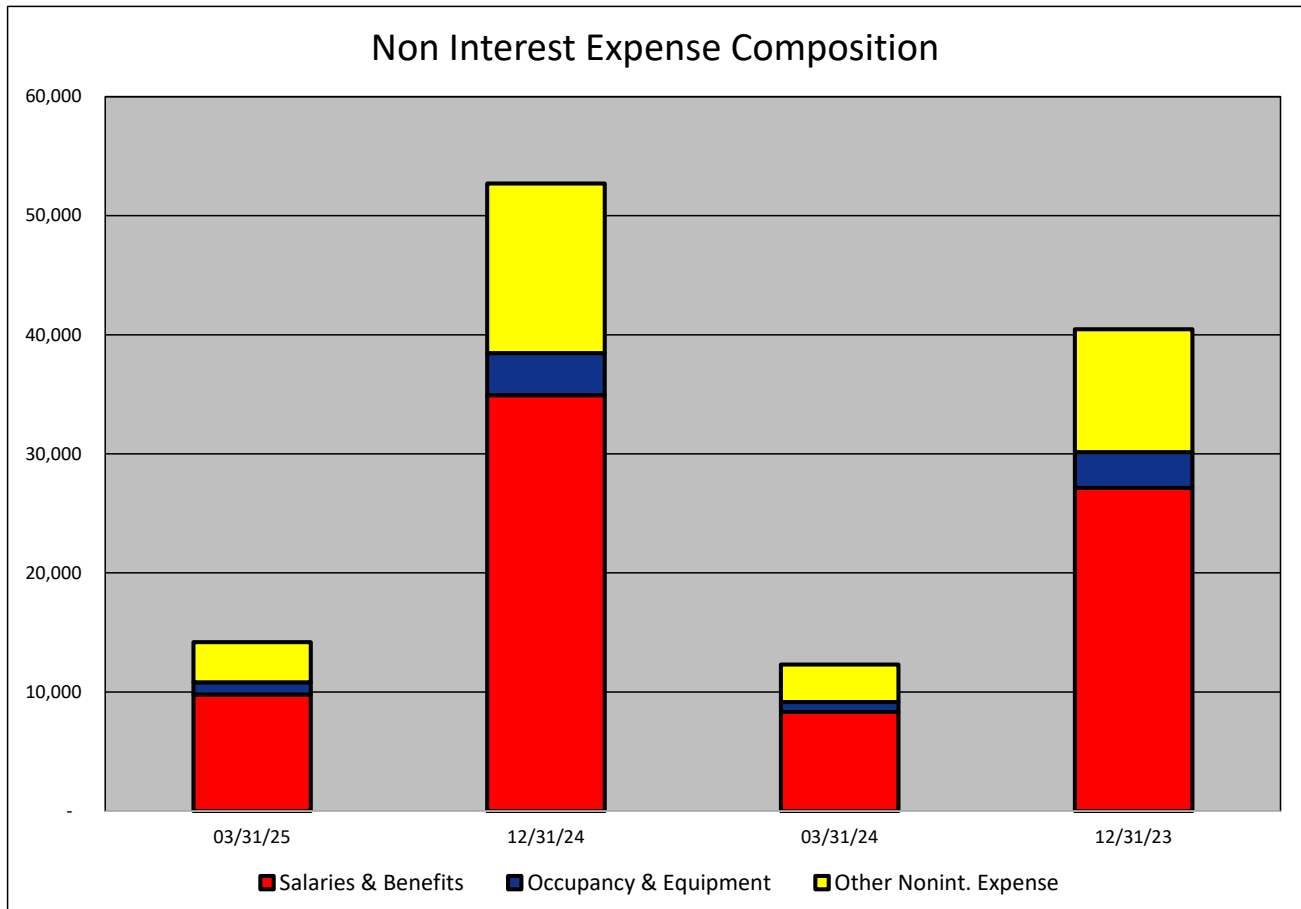


**NONINTEREST EXPENSE COMPOSITION- Cogent Bank**  
(Dollars in Thousands)

As of:	03/31/25	12/31/24	03/31/24	12/31/23	\$ Change 12 MTHS	% Change 12 MTHS
--------	----------	----------	----------	----------	----------------------	---------------------

**NONINTEREST EXPENSE CATEGORY**

Salaries & Benefits	9,799	34,930	8,330	27,149	1469	17.64
Occupancy & Equipment	1,024	3,537	826	2,996	198	23.97
Other Nonint. Expense	3,371	14,239	3,139	10,320	232	7.39
Total Nonint. Expense	14,194	52,706	12,295	40,465	1899	15.45



**PEER GROUP COMPARISONS REPORT**  
**Central Florida Group**

BALANCE SHEET

Institution name	Total Assets \$'000		% Change in Assets
	This Year	Last Year	
Southstate Bank, National Association	65,108,690	45,127,613	<b>44.28</b>
Sunrise Bank	601,221	521,738	<b>15.23</b>
<b>Cogent Bank</b>	<b>2,131,275</b>	<b>1,861,049</b>	<b>14.52</b>
First Bank	813,519	721,527	<b>12.75</b>
Bank Of Central Florida	1,197,066	1,087,312	<b>10.09</b>
Mainstreet Community Bank Of Florida	864,491	788,555	<b>9.63</b>
Citizens First Bank	4,083,501	3,828,464	<b>6.66</b>
Heartland National Bank	763,384	715,955	<b>6.62</b>
Citizens Bank And Trust	1,396,591	1,313,139	<b>6.36</b>
Surety Bank	213,148	204,609	<b>4.17</b>
Crews Bank & Trust	2,273,574	2,189,810	<b>3.83</b>
United Southern Bank	873,950	880,436	<b>(0.74)</b>
Axiom Bank, National Association	861,206	873,749	<b>(1.44)</b>
Winter Park National Bank	803,539	827,920	<b>(2.94)</b>
Commerce Bank & Trust	170,268	177,758	<b>(4.21)</b>
First National Bank Of Wauchula	87,040	91,225	<b>(4.59)</b>
The First National Bank Of Mount Dora	369,745	397,544	<b>(6.99)</b>
First Colony Bank Of Florida	294,806	322,108	<b>(8.48)</b>

<b>Select Peer Average</b>	<b>4,605,945</b>	<b>3,440,584</b>	<b>5.82</b>
----------------------------	------------------	------------------	-------------

**PEER GROUP COMPARISONS REPORT**  
**Central Florida Group**

BALANCE SHEET

Institution name	Total Loans \$000		% Change in Loans
	This Year	Last Year	
Southstate Bank, National Association	47,124,650	32,723,863	<b>44.01</b>
Mainstreet Community Bank Of Florida	615,288	524,216	<b>17.37</b>
Sunrise Bank	474,940	413,784	<b>14.78</b>
First Colony Bank Of Florida	202,044	178,616	<b>13.12</b>
Citizens Bank And Trust	798,458	719,387	<b>10.99</b>
United Southern Bank	410,231	377,041	<b>8.80</b>
<b>Cogent Bank</b>	<b>1,635,557</b>	<b>1,524,626</b>	<b>7.28</b>
The First National Bank Of Mount Dora	130,163	121,460	<b>7.17</b>
Bank Of Central Florida	783,619	746,939	<b>4.91</b>
First Bank	446,647	428,567	<b>4.22</b>
Crews Bank & Trust	1,220,909	1,174,657	<b>3.94</b>
Winter Park National Bank	450,170	440,034	<b>2.30</b>
Citizens First Bank	1,320,178	1,293,951	<b>2.03</b>
Heartland National Bank	159,222	156,965	<b>1.44</b>
Commerce Bank & Trust	126,385	126,295	<b>0.07</b>
First National Bank Of Wauchula	66,379	67,668	<b>(1.90)</b>
Axiom Bank, National Association	558,172	582,764	<b>(4.22)</b>
Surety Bank	69,443	82,653	<b>(15.98)</b>

<b>Select Peer Average</b>	<b>3,144,025</b>	<b>2,315,749</b>	<b>6.68</b>
----------------------------	------------------	------------------	-------------

**PEER GROUP COMPARISONS REPORT**  
**Central Florida Group**

**CAPITAL RATIOS**  
**For the three months ended March 31, 2025**

Institution name	Equity/ Assets	Leverage Ratio	Tier 1 Risk- based Ratio	Risk based Capital Ratio	Common Equity Tier 1 Capital Ratio
Surety Bank	9.15	<b>13.28</b>	25.93	27.05	25.93
Citizens First Bank	10.76	<b>12.85</b>	19.58	20.52	19.58
The First National Bank Of Mount Dora	8.75	<b>12.12</b>	17.28	18.23	17.28
First National Bank Of Wauchula	10.25	<b>11.48</b>	0.00	0.00	0.00
Axiom Bank, National Association	10.72	<b>10.68</b>	14.37	15.62	14.37
Crews Bank & Trust	10.21	<b>10.45</b>	0.00	0.00	0.00
Commerce Bank & Trust	7.06	<b>9.98</b>	12.76	14.01	12.76
Southstate Bank, National Association	14.21	<b>9.92</b>	12.29	13.48	12.29
Heartland National Bank	9.06	<b>9.74</b>	28.86	30.01	28.86
United Southern Bank	5.39	<b>9.47</b>	0.00	0.00	0.00
Sunrise Bank	8.17	<b>9.29</b>	0.00	0.00	0.00
First Bank	8.37	<b>9.20</b>	14.70	15.96	14.70
Mainstreet Community Bank Of Florida	7.89	<b>9.09</b>	0.00	0.00	0.00
First Colony Bank Of Florida	8.41	<b>9.06</b>	12.00	13.25	12.00
<b>Cogent Bank</b>	<b>8.71</b>	<b>8.91</b>	<b>10.75</b>	<b>11.78</b>	<b>10.75</b>
Bank Of Central Florida	6.91	<b>8.08</b>	11.11	12.02	11.11
Citizens Bank And Trust	2.57	<b>7.65</b>	12.21	13.17	12.21
Winter Park National Bank	5.86	<b>6.92</b>	11.35	12.57	11.35

<b>Select Peer Average</b>	8.47	9.90	11.29	12.09	11.29
----------------------------	------	------	-------	-------	-------

**PEER GROUP COMPARISONS REPORT**  
*Central Florida Group*

**BALANCE SHEET RATIOS**  
For the three months ended March 31, 2025

Institution name	Loans/ Deposits	Gross Loans/ Assets	Securities/ Assets
Sunrise Bank	89.57	79.00	14.19
First National Bank Of Wauchula	89.16	76.26	6.22
Southstate Bank, National Association	88.18	72.38	12.36
Cogent Bank	84.74	76.74	18.52
Commerce Bank & Trust	83.25	74.23	14.46
Mainstreet Community Bank Of Florida	77.93	71.17	19.47
First Colony Bank Of Florida	75.24	68.53	18.30
Axiom Bank, National Association	73.25	64.81	18.20
Bank Of Central Florida	70.99	65.46	17.71
First Bank	60.37	54.90	23.47
Winter Park National Bank	60.31	56.02	26.23
Crews Bank & Trust	60.18	53.70	27.02
Citizens Bank And Trust	59.82	57.17	36.08
United Southern Bank	50.13	46.94	36.22
The First National Bank Of Mount Dora	38.97	35.20	53.80
Citizens First Bank	38.02	32.33	60.31
Surety Bank	35.90	32.58	14.42
Heartland National Bank	23.86	20.86	47.99

<b>Select Peer Average</b>	64.44	57.68	25.83
----------------------------	-------	-------	-------



**PEER GROUP COMPARISONS REPORT**  
**Central Florida Group**

**PROFITABILITY RATIOS**  
**For the three months ended March 31, 2025**

Institution name	Avg Total Assets (\$000)	Return on Avg Assets	Return on Avg Equity
Surety Bank	193,401	<b>2.09</b>	20.74
First Colony Bank Of Florida	303,304	<b>1.83</b>	22.45
Winter Park National Bank	821,592	<b>1.76</b>	32.33
Cogent Bank	2,055,392	<b>1.54</b>	17.51
Crews Bank & Trust	2,222,772	<b>1.53</b>	14.86
Heartland National Bank	746,051	<b>1.48</b>	16.47
First Bank	772,076	<b>1.29</b>	15.00
Bank Of Central Florida	1,190,926	<b>1.29</b>	18.99
First National Bank Of Wauchula	86,675	<b>1.12</b>	11.13
Sunrise Bank	601,090	<b>1.12</b>	14.06
Citizens First Bank	4,146,429	<b>1.11</b>	10.84
United Southern Bank	905,103	<b>0.98</b>	20.57
Citizens Bank And Trust	1,443,668	<b>0.94</b>	45.28
Mainstreet Community Bank Of Florida	861,932	<b>0.85</b>	11.08
Commerce Bank & Trust	174,668	<b>0.81</b>	12.60
Southstate Bank, National Association	65,032,626	<b>0.67</b>	5.64
The First National Bank Of Mount Dora	356,436	<b>0.63</b>	7.09
Axiom Bank, National Association	858,745	<b>0.04</b>	0.39

<b>Select Peer Average</b>	4,598,494	1.17	16.50
----------------------------	-----------	------	-------

**PEER GROUP COMPARISONS REPORT**  
*Central Florida Group*

**PROFITABILITY RATIOS**  
**For the three months ended March 31, 2025**

Institution name	Noninterest Income/AA	Net Overhead Ratio	Efficiency Ratio	Assets (per million) per Employee
Winter Park National Bank	0.06	1.06	<b>39.76</b>	25.92
Heartland National Bank	0.26	1.18	<b>42.01</b>	14.14
Southstate Bank, National Association	2.03	0.50	<b>46.30</b>	10.17
First Colony Bank Of Florida	0.12	1.68	<b>47.19</b>	15.52
Bank Of Central Florida	0.18	1.73	<b>50.71</b>	11.08
Citizens First Bank	0.56	1.06	<b>51.28</b>	10.08
<b>Cogent Bank</b>	<b>0.52</b>	<b>2.24</b>	<b>56.07</b>	<b>8.99</b>
First Bank	0.58	1.88	<b>57.77</b>	7.67
Crews Bank & Trust	0.75	1.71	<b>59.26</b>	6.23
Sunrise Bank	0.07	1.93	<b>60.93</b>	10.19
United Southern Bank	0.58	1.72	<b>62.97</b>	5.75
Surety Bank	3.58	0.26	<b>63.34</b>	5.76
Mainstreet Community Bank Of Florida	0.71	2.00	<b>68.68</b>	8.31
Citizens Bank And Trust	0.71	1.73	<b>69.17</b>	7.31
Commerce Bank & Trust	0.21	2.33	<b>73.42</b>	8.11
First National Bank Of Wauchula	0.44	3.66	<b>78.39</b>	3.96
The First National Bank Of Mount Dora	2.50	1.86	<b>82.46</b>	4.51
Axiom Bank, National Association	1.03	3.51	<b>97.82</b>	6.33

<b>Select Peer Average</b>	0.83	1.78	61.53	9.45
----------------------------	------	------	-------	------

**PEER GROUP COMPARISONS REPORT**  
**Central Florida Group**

**ASSET QUALITY RATIOS**  
**For the three months ended March 31, 2025**

Institution name	Allowance/ Loans	Nonperf Loans/ Total Loans	Nonperf Assets/ Total Assets	Adjusted Texas Ratio
Commerce Bank & Trust	1.42	0.00	<b>0.00</b>	0.00
Bank Of Central Florida	1.00	0.00	<b>0.00</b>	0.03
First Bank	1.73	0.00	<b>0.00</b>	0.00
Winter Park National Bank	1.30	0.04	<b>0.02</b>	0.35
Crews Bank & Trust	1.92	0.07	<b>0.04</b>	0.34
Heartland National Bank	1.65	0.20	<b>0.04</b>	0.44
Citizens First Bank	1.75	0.13	<b>0.05</b>	0.41
<b>Cogent Bank</b>	<b>1.03</b>	<b>0.16</b>	<b>0.12</b>	<b>1.26</b>
The First National Bank Of Mount Dora	1.59	0.34	<b>0.12</b>	1.29
Sunrise Bank	1.23	0.19	<b>0.15</b>	0.00
Surety Bank	1.60	0.45	<b>0.15</b>	1.51
United Southern Bank	2.25	0.38	<b>0.18</b>	2.80
First Colony Bank Of Florida	1.53	0.47	<b>0.32</b>	3.41
Southstate Bank, National Association	1.32	0.58	<b>0.43</b>	3.64
Mainstreet Community Bank Of Florida	1.25	1.04	<b>0.74</b>	8.47
First National Bank Of Wauchula	1.54	1.11	<b>0.84</b>	7.38
Citizens Bank And Trust	1.05	1.51	<b>0.86</b>	27.31
Axiom Bank, National Association	1.40	1.40	<b>0.92</b>	7.99

<b>Select Peer Average</b>	1.48	0.45	0.28	3.70
----------------------------	------	------	------	------

**PEER GROUP COMPARISONS REPORT**  
*Central Florida Group*

**STATEMENT OF CONDITION (% OF ASSETS)**  
**For the three months ended March 31, 2025**

Institution name	Cash & Nointerest bearing Deps	Interest- bearing Bal	Fed Funds Sold & Repos	Held to Maturity Secs	Available for Sale Secs
Surety Bank	<b>25.42</b>	23.20	0.00	0.00	14.42
First National Bank Of Wauchula	<b>6.88</b>	6.20	0.00	0.00	6.22
First Bank	<b>2.38</b>	14.74	1.30	0.00	23.47
First Colony Bank Of Florida	<b>1.63</b>	11.49	0.00	10.39	7.91
Commerce Bank & Trust	<b>1.42</b>	6.11	0.00	0.00	14.46
Mainstreet Community Bank Of Florida	<b>1.32</b>	1.21	2.54	0.00	19.47
Axiom Bank, National Association	<b>1.15</b>	12.69	0.00	0.00	18.20
Winter Park National Bank	<b>1.11</b>	15.06	0.00	18.00	8.23
Southstate Bank, National Association	<b>1.06</b>	4.00	0.01	3.37	8.99
Heartland National Bank	<b>1.01</b>	27.90	0.00	0.00	47.99
Citizens First Bank	<b>0.92</b>	0.17	3.29	0.00	60.31
Crews Bank & Trust	<b>0.85</b>	17.59	0.00	18.34	8.69
United Southern Bank	<b>0.77</b>	11.53	0.00	0.79	35.43
Sunrise Bank	<b>0.59</b>	4.77	0.00	0.83	13.36
The First National Bank Of Mount Dora	<b>0.50</b>	4.55	0.00	0.00	53.80
Bank Of Central Florida	<b>0.47</b>	13.52	0.00	0.00	17.71
Citizens Bank And Trust	<b>0.24</b>	4.13	0.00	0.00	36.08
Cogent Bank	<b>0.12</b>	4.17	0.00	0.00	18.52

<b>Select Peer Average</b>	2.66	10.17	0.40	2.87	22.96
----------------------------	------	-------	------	------	-------

**PEER GROUP COMPARISONS REPORT**  
*Central Florida Group*

**STATEMENT OF CONDITION (% OF ASSETS)**  
**For the three months ended March 31, 2025**

Institution name	Net Loans & Leases	Premises & Fixed Assets	Total Real Estate Owned	Intangible Assets
Sunrise Bank	<b>78.03</b>	1.40	0.00	0.00
Cogent Bank	<b>75.89</b>	0.26	0.00	0.12
First National Bank Of Wauchula	<b>75.09</b>	1.42	0.00	0.00
Commerce Bank & Trust	<b>73.17</b>	1.25	0.00	0.00
Southstate Bank, National Association	<b>70.87</b>	1.57	0.01	5.58
Mainstreet Community Bank Of Florida	<b>70.23</b>	2.25	0.00	0.01
First Colony Bank Of Florida	<b>67.48</b>	0.37	0.00	0.00
Bank Of Central Florida	<b>64.81</b>	1.42	0.00	0.02
Axiom Bank, National Association	<b>63.91</b>	1.37	0.01	0.11
Citizens Bank And Trust	<b>56.57</b>	1.27	0.00	0.00
Winter Park National Bank	<b>55.29</b>	0.34	0.00	0.00
First Bank	<b>53.95</b>	1.82	0.00	0.00
Crews Bank & Trust	<b>52.67</b>	1.12	0.00	0.00
United Southern Bank	<b>45.88</b>	1.15	0.00	0.00
The First National Bank Of Mount Dora	<b>34.64</b>	1.09	0.00	0.00
Surety Bank	<b>32.06</b>	1.18	0.00	0.00
Citizens First Bank	<b>31.55</b>	1.35	0.01	0.45
Heartland National Bank	<b>20.51</b>	0.51	0.00	0.00

<b>Select Peer Average</b>	56.81	1.17	0.00	0.35
----------------------------	-------	------	------	------

**PEER GROUP COMPARISONS REPORT**  
**Central Florida Group**

**STATEMENT OF CONDITION (% OF TOTAL FUNDING SOURCES)**  
**For the three months ended March 31, 2025**

Institution name	Non Interest Bearing Deps	Interest Bearing Deps	Total Deps	Total Fed Funds & Repos	Other Borrowed Money
Surety Bank	<b>46.69</b>	53.31	100.00	0.00	0.00
The First National Bank Of Mount Dora	<b>41.77</b>	58.23	100.00	0.00	0.00
Commerce Bank & Trust	<b>40.24</b>	57.56	97.80	2.20	0.00
Axiom Bank, National Association	<b>38.24</b>	61.76	100.00	0.00	0.00
Crews Bank & Trust	<b>36.21</b>	63.68	99.89	0.11	0.00
First Colony Bank Of Florida	<b>35.59</b>	64.41	100.00	0.00	0.00
First Bank	<b>35.03</b>	64.97	100.00	0.00	0.00
Citizens Bank And Trust	<b>34.94</b>	64.08	99.02	0.98	0.00
Bank Of Central Florida	<b>32.49</b>	67.51	100.00	0.00	0.00
Mainstreet Community Bank Of Florida	<b>31.75</b>	68.25	100.00	0.00	0.00
First National Bank Of Wauchula	<b>30.81</b>	66.57	97.38	0.00	2.62
United Southern Bank	<b>29.04</b>	70.96	100.00	0.00	0.00
<b>Cogent Bank</b>	<b>28.50</b>	<b>71.50</b>	<b>100.00</b>	<b>0.00</b>	<b>0.00</b>
Southstate Bank, National Association	<b>25.61</b>	73.13	98.74	1.26	0.00
Heartland National Bank	<b>23.73</b>	73.23	96.96	3.04	0.00
Winter Park National Bank	<b>22.17</b>	76.76	98.93	1.07	0.00
Sunrise Bank	<b>22.04</b>	74.86	96.89	0.00	3.11
Citizens First Bank	<b>15.41</b>	80.77	96.18	3.82	0.00

<b>Select Peer Average</b>	31.68	67.31	98.99	0.69	0.32
----------------------------	-------	-------	-------	------	------

**PEER GROUP COMPARISONS REPORT**  
*Central Florida Group*

**YIELDS, COSTS & SPREADS - ASSET YIELDS**  
**For the three months ended March 31, 2025**

Institution name	Yield on Earning Assets	Cost of Funds	Net Interest Margin	Avg Earning Assets/AA
First National Bank Of Wauchula	6.82	2.52	<b>5.22</b>	91.62
<b>Cogent Bank</b>	<b>6.65</b>	<b>3.46</b>	<b>4.40</b>	<b>99.33</b>
First Bank	4.99	1.83	<b>3.86</b>	94.59
Southstate Bank, National Association	5.54	2.47	<b>3.82</b>	89.70
Axiom Bank, National Association	5.90	3.78	<b>3.76</b>	96.12
Bank Of Central Florida	5.05	2.12	<b>3.68</b>	97.19
First Colony Bank Of Florida	5.25	1.88	<b>3.61</b>	99.14
Mainstreet Community Bank Of Florida	5.12	2.57	<b>3.42</b>	94.39
Crews Bank & Trust	4.79	2.40	<b>3.41</b>	98.53
Surety Bank	5.31	2.58	<b>3.36</b>	69.95
Commerce Bank & Trust	5.05	2.84	<b>3.34</b>	95.58
Heartland National Bank	4.84	2.15	<b>3.30</b>	96.19
Sunrise Bank	5.89	3.64	<b>3.27</b>	98.25
United Southern Bank	4.06	1.30	<b>3.17</b>	96.02
Citizens Bank And Trust	4.28	2.23	<b>2.89</b>	96.70
Winter Park National Bank	4.83	2.75	<b>2.82</b>	97.65
The First National Bank Of Mount Dora	3.75	2.05	<b>2.61</b>	98.24
Citizens First Bank	4.11	1.75	<b>2.59</b>	97.49

<b>Select Peer Average</b>	5.12	2.46	3.70	94.82
----------------------------	------	------	------	-------