

# Axiom Bank, National Association

Maitland, FL

Established

1/1/1962

## Florida Bank and Thrift Performance Report

### Table of Contents

Title	Page
PEER GROUP POSITION	1
EXECUTIVE SUMMARY	2
SELECTED FINANCIAL DATA	3
SECURITIES COMPOSITION	4
LOAN PORTFOLIO COMPOSITION	5
LOAN PORTFOLIO QUALITY	6
DEPOSIT BASE COMPOSITION	7
INTEREST INCOME COMPOSITION	8
INTEREST EXPENSE COMPOSITION	9
NONINTEREST INCOME COMPOSITION	10
NONINTEREST EXPENSE COMPOSITION	11
PEER GROUP COMPARISONS REPORT	12-22

---

#### FLORIDA BANKING TEAM

Ted Hacker, Steve Kania, Robert Brink, David Ajvazi, Erica Hines, Sacha Widmaier, Anthony Hagbartsen, Madeline Bogumil, Phillip Berdeguer, Andrew Joyce, Meranda Joseph, Patricia Romero, Vanessa Hossler, Adam McCord, Allyson Wiitala, Jacob Ingram, Rachel Jean, Brendan Yosko, Martha Zubia, Stephanie Flores, Joshua Koelsch, Jacob Frantzen, Sander Maldonado, Brian Katz, Nicholas Singh, Raphael Houssou

Information contained herein was obtained from FIS is believed to be reliable however, accuracy is not guaranteed and all peer and state averages are simple averages.

**PEER GROUP POSITION**  
**For the**  
***Central Florida Group***

**For the three months ended March 31, 2025**

Institution name	Total Assets (\$'000's)
Southstate Bank, National Association	65,108,690
Citizens First Bank	4,083,501
Crews Bank & Trust	2,273,574
Cogent Bank	2,131,275
Citizens Bank And Trust	1,396,591
Bank Of Central Florida	1,197,066
United Southern Bank	873,950
Mainstreet Community Bank Of Florida	864,491
Axiom Bank, National Association	861,206
First Bank	813,519
Winter Park National Bank	803,539
Heartland National Bank	763,384
Sunrise Bank	601,221
The First National Bank Of Mount Dora	369,745
First Colony Bank Of Florida	294,806
Surety Bank	213,148
Commerce Bank & Trust	170,268
First National Bank Of Wauchula	87,040

Institution name	Return on Avg Assets (%)
Surety Bank	2.09
First Colony Bank Of Florida	1.83
Winter Park National Bank	1.76
Cogent Bank	1.54
Crews Bank & Trust	1.53
Heartland National Bank	1.48
First Bank	1.29
Bank Of Central Florida	1.29
First National Bank Of Wauchula	1.12
Sunrise Bank	1.12
Citizens First Bank	1.11
United Southern Bank	0.98
Citizens Bank And Trust	0.94
Mainstreet Community Bank Of Florida	0.85
Commerce Bank & Trust	0.81
Southstate Bank, National Association	0.67
The First National Bank Of Mount Dora	0.63
Axiom Bank, National Association	0.04

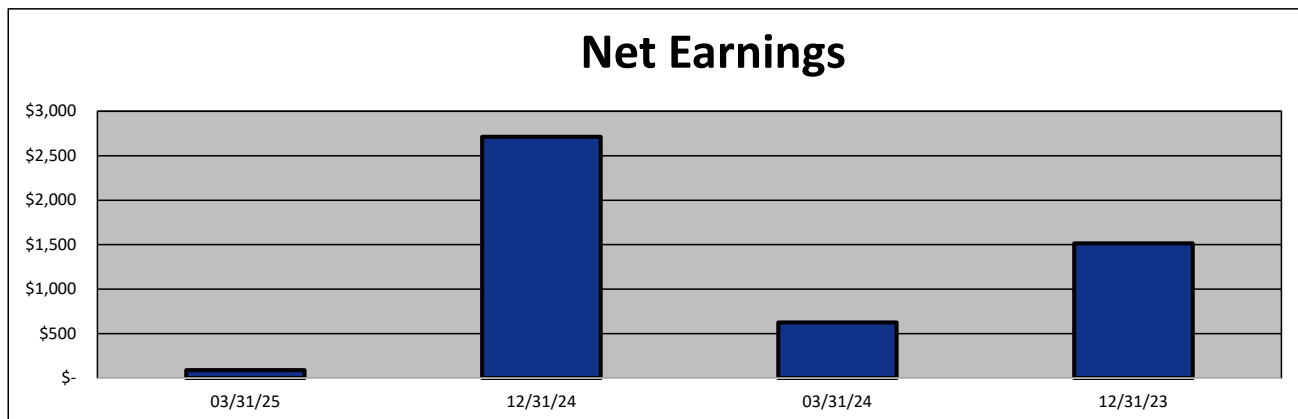
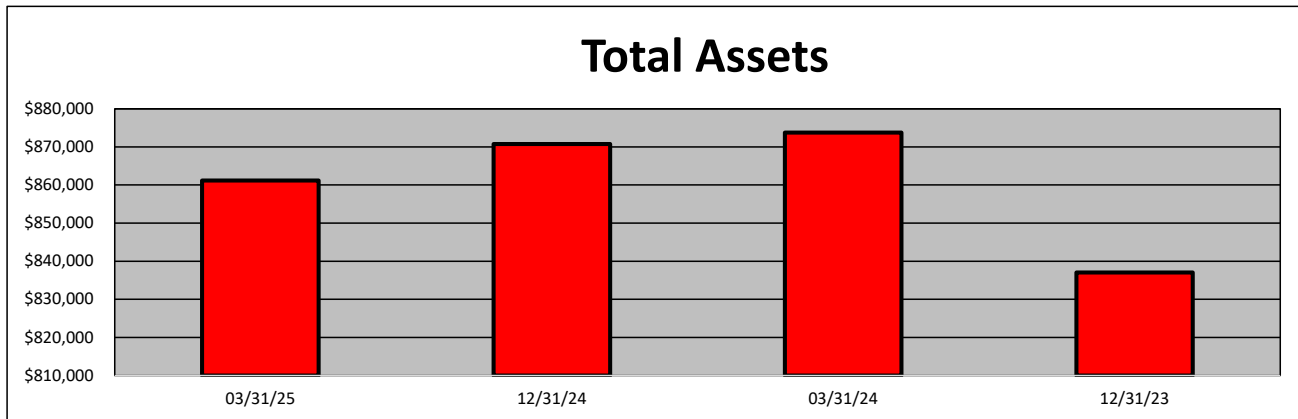
**EXECUTIVE SUMMARY - Axiom Bank, National Association**  
(Percentage)

Period Ending	03/31/25	12/31/24	03/31/24	12/31/23	State Avg.	Peer Avg.
<b>CAPITAL RATIOS</b>						
Equity/Assets	10.72	10.54	10.22	10.60	11.26	8.47
Leverage Ratio	10.68	10.80	10.58	10.72	17.35	9.90
Tier 1 Cap/Risk Based Assets	14.37	13.86	13.57	14.23	18.59	11.29
Risk Based Ratio	15.62	15.11	14.83	15.39	19.41	12.09
Common Equity Tier 1 Capital Ratio	14.37	13.86	13.57	14.23	18.53	11.29
<b>BALANCE SHEET RATIOS:</b>						
Loan/Deposit Ratio	73.25	74.57	77.45	78.40	73.43	64.44
Loans/Assets	64.81	65.96	66.70	67.03	62.13	57.68
Securities/Assets	18.20	12.35	6.64	5.80	18.87	25.83
<b>PROFITABILITY:</b>						
Return on Avg Assets	0.04	0.32	0.30	0.20	0.20	1.17
Return on Avg Equity	0.39	2.99	2.81	1.73	10.12	16.50
Nonint Income/Avg Assets	1.03	1.12	1.18	0.95	0.78	0.83
Net Overhead Ratio	3.51	3.63	3.06	3.81	2.92	1.78
Efficiency Ratio	97.82	87.65	79.80	93.33	93.91	61.53
Assets (per million) per Employee	6.33	6.26	6.24	5.89	10.55	9.45
<b>ASSET QUALITY:</b>						
Allowance/Loans	1.40	1.42	1.41	1.22	1.27	1.48
Nonperforming Loans/Total Loans	1.40	1.88	0.63	0.50	0.52	0.45
Nonperforming Assets/Total Assets	0.92	1.25	0.45	0.37	0.36	0.28
Adjusted Texas Ratio	7.99	11.01	4.07	3.27	3.38	3.70
<b>YIELDS &amp; COSTS:</b>						
Yield on earning assets	5.90	6.67	6.53	6.42	5.40	5.12
Cost of funds	3.78	3.86	3.79	3.08	2.84	2.46
Net interest margin	3.76	4.48	4.30	4.40	3.13	3.70
Avg Earning Assets/Avg Assets	96.12	95.95	96.11	94.52	95.62	94.82

**SELECTED FINANCIAL DATA - Axiom Bank, National Association**  
(Dollars in Thousands)

As of:	03/31/25	12/31/24	03/31/24	12/31/23	\$ Change 12 MTHS	% Change 12 MTHS
Total Assets	861,206	870,746	873,749	837,042	(12,543)	(1.44)
Cash and Equivalents	119,173	161,886	203,325	194,980	(84,152)	(41.39)
Securities	156,726	107,575	58,002	48,526	98,724	170.21
Loans, net	558,172	574,347	582,764	561,080	(24,592)	(4.22)
Deposit Accounts	762,019	770,179	752,466	715,696	9,553	1.27
Fed Funds & Repos	-	-	-	-	-	NA
Total Equity	92,279	91,774	89,318	88,755	2,961	3.32

Period Ending	03/31/25	12/31/24	03/31/24	12/31/23	\$ Change 12 MTHS	% Change 12 MTHS
Net Earnings	89	2,712	625	1,514	(536)	(85.76)
Interest Income	12,182	54,027	13,179	45,557	(997)	(7.57)
Interest Expense	4,426	17,768	4,500	14,354	(74)	(1.64)
Net Interest Income	7,756	36,259	8,679	31,203	(923)	(10.63)
Prov for Credit Losses	260	1,488	1,419	853	(1,159)	(81.68)
Noninterest income	2,220	9,431	2,474	7,141	(254)	(10.27)
Gain on Sale of Securities	-	-	-	236	-	NA
Noninterest Expense	9,759	40,047	8,900	35,787	859	9.65
Net Operating Income	(43)	4,155	834	1,704	(877)	(105.16)
Income Taxes	(105)	1,080	201	486	(306)	(152.24)

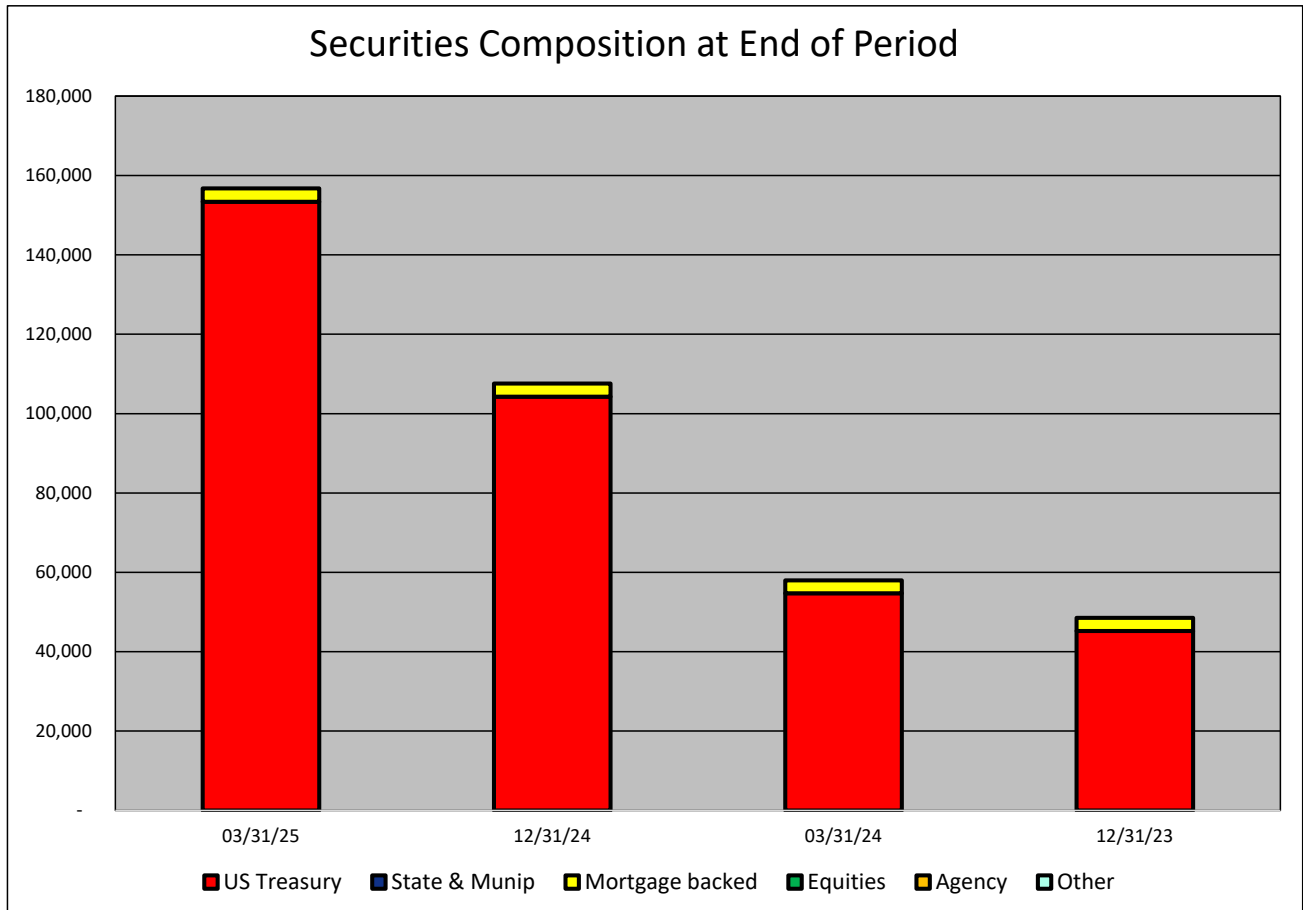


**SECURITIES COMPOSITION - Axiom Bank, National Association**  
(Dollars in Thousands)

As of:	03/31/25	12/31/24	03/31/24	12/31/23	\$ Change 12 MTHS	% Change 12 MTHS
--------	----------	----------	----------	----------	----------------------	---------------------

**SECURITIES CATEGORY:**

US Treasury	153,361	104,272	54,725	45,220	98,636	180.24
State & Munip	-	-	-	-	-	NA
Mortgage backed	3,365	3,303	3,277	3,306	88	2.69
Equities	-	-	-	-	-	NA
Agency	-	-	-	-	-	NA
Other	-	-	-	-	-	NA
Total Securities	156,726	107,575	58,002	48,526	98,724	170.21

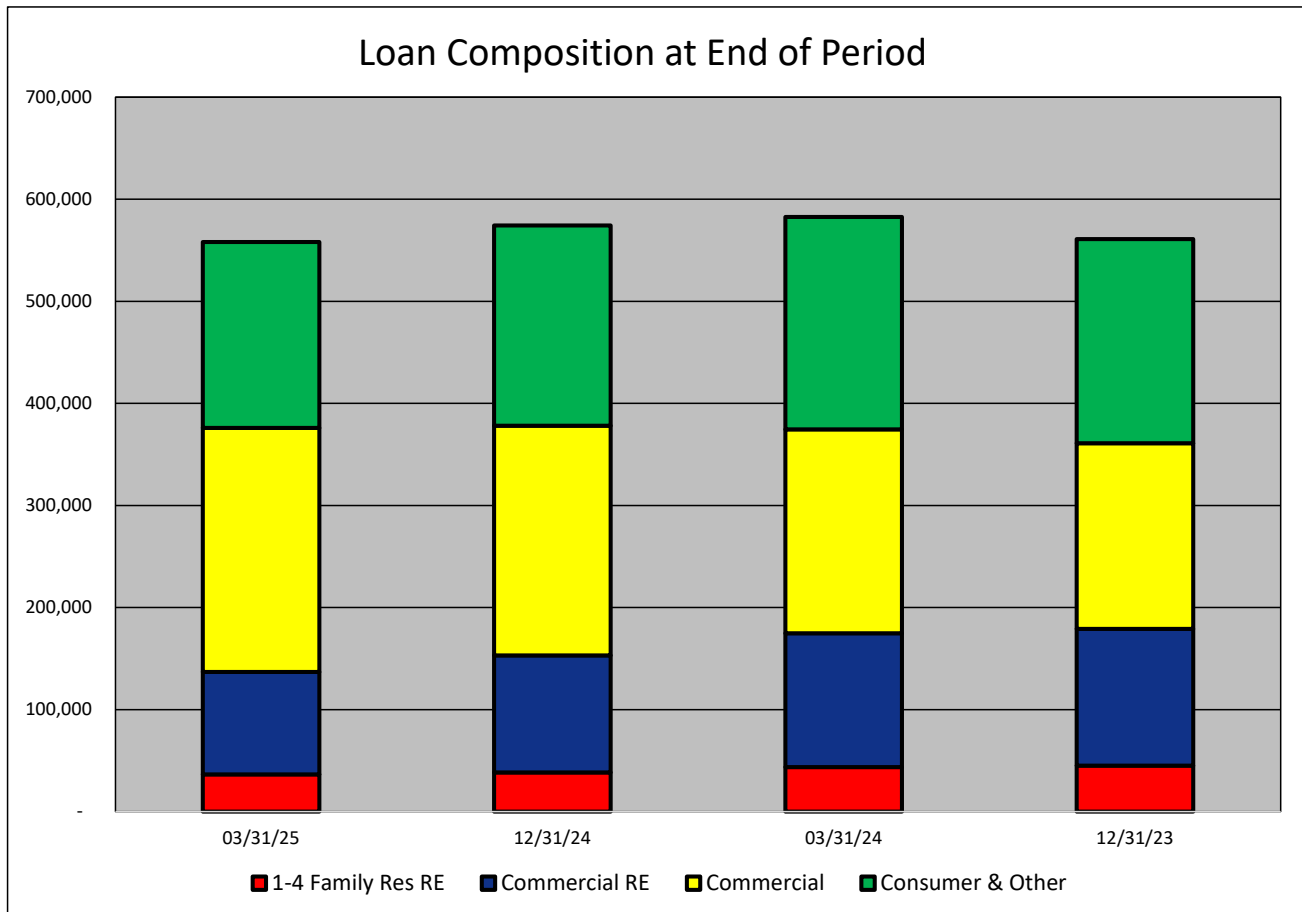


**LOAN PORTFOLIO COMPOSITION - Axiom Bank, National Association**  
(Dollars in Thousands)

As of:	03/31/25	12/31/24	03/31/24	12/31/23	\$ Change 12 MTHS	% Change 12 MTHS
--------	----------	----------	----------	----------	----------------------	---------------------

**LOAN CATEGORY:**

1-4 Family Res RE	36,441	38,299	43,609	45,039	(7,168)	(16.44)
Commercial RE	100,488	114,710	131,159	134,042	(30,671)	(23.38)
Commercial	239,007	225,192	199,820	181,838	39,187	19.61
Consumer & Other	182,236	196,146	208,176	200,161	(25,940)	(12.46)
Loans, Net	558,172	574,347	582,764	561,080	(24,592)	(4.22)



**LOAN PORTFOLIO QUALITY - Axiom Bank, National Association**  
(Dollars in Thousands)

As of:	03/31/25	12/31/24	03/31/24	12/31/23	\$ Change 12 MTHS	% Change 12 MTHS
--------	----------	----------	----------	----------	----------------------	---------------------

**ALLOWANCE FOR CREDIT LOSSES (LOANS):**

Beginning Balance	8,130	6,831	6,831	5,712	1,299	19.02
Total Recoveries	22	86	28	621	(6)	(21.43)
Total Charge-offs	600	275	76	355	524	689.47
Provision Expense	260	1,488	1,419	853	(1,159)	(81.68)
Writedown Transfer Loans HFS	-	-	-	-	-	NA
Adjustments	-	-	-	-	-	NA
Ending Balance	7,812	8,130	8,202	6,831	(390)	(4.75)

**NON-PERFORMING ASSETS:**

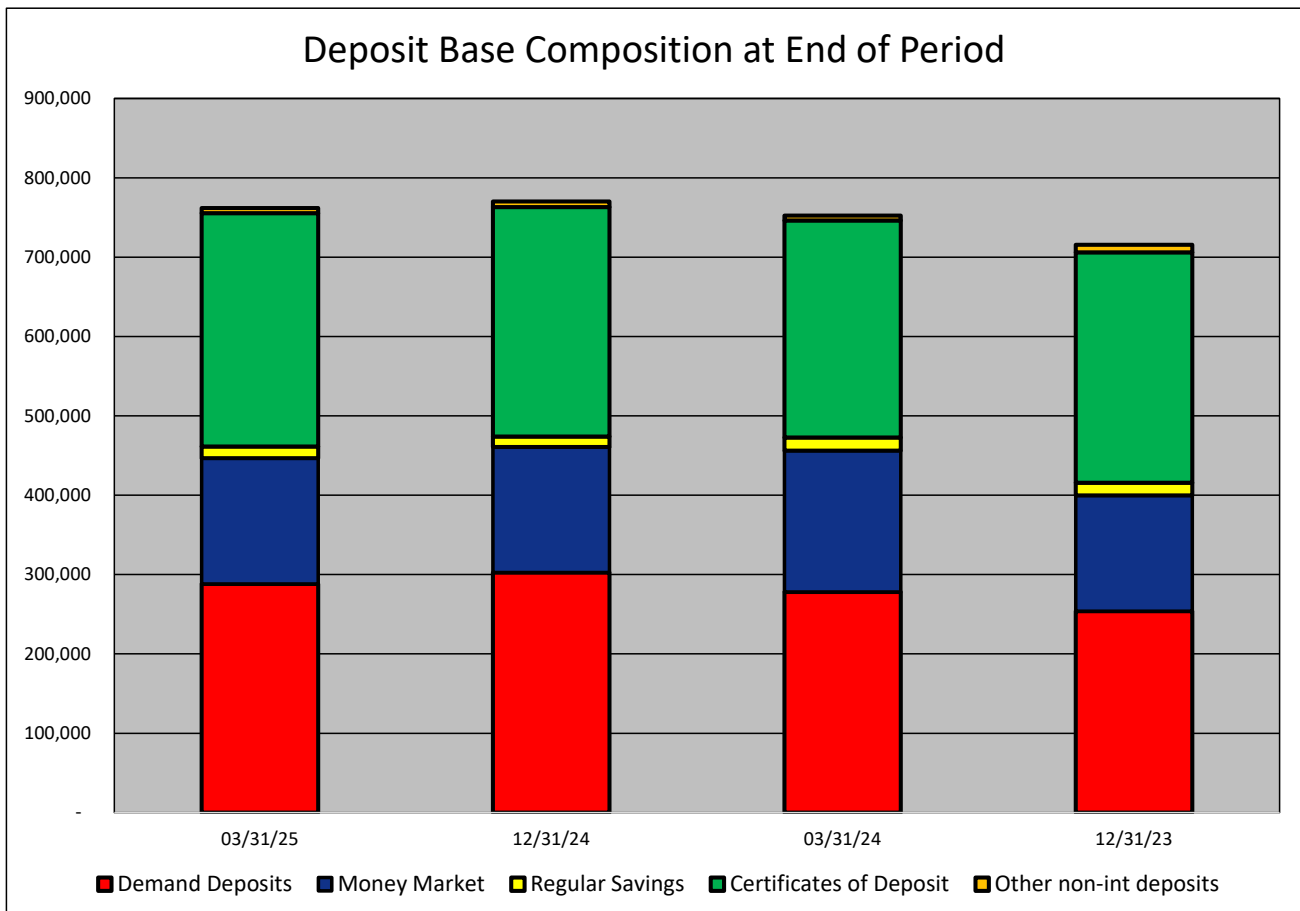
Total-90+ Days Past Due	-	-	-	-	-	NA
Total-Nonaccrual	7,812	10,774	3,666	2,822	4,146	113.09
Foreclosed Real Estate	104	104	104	104	-	-
Total Non-perf Assets	7,916	10,878	3,770	2,926	4,146	109.97

**DEPOSIT BASE COMPOSITION - Axiom Bank, National Association**  
(Dollars in Thousands)

As of:	03/31/25	12/31/24	03/31/24	12/31/23	\$ Change 12 MTHS	% Change 12 MTHS
--------	----------	----------	----------	----------	----------------------	---------------------

**DEPOSIT BASE CATEGORY:**

Demand Deposits	288,194	302,589	278,026	253,702	10,168	3.66
Money Market	158,635	158,214	178,156	146,120	(19,521)	(10.96)
Regular Savings	14,466	13,016	16,573	15,959	(2,107)	(12.71)
Certificates of Deposit	294,139	289,320	273,604	290,349	20,535	7.51
Other non-int deposits	6,585	7,040	6,107	9,566	478	7.83
<b>Total Deposits</b>	<b>762,019</b>	<b>770,179</b>	<b>752,466</b>	<b>715,696</b>	<b>9,553</b>	<b>1.27</b>

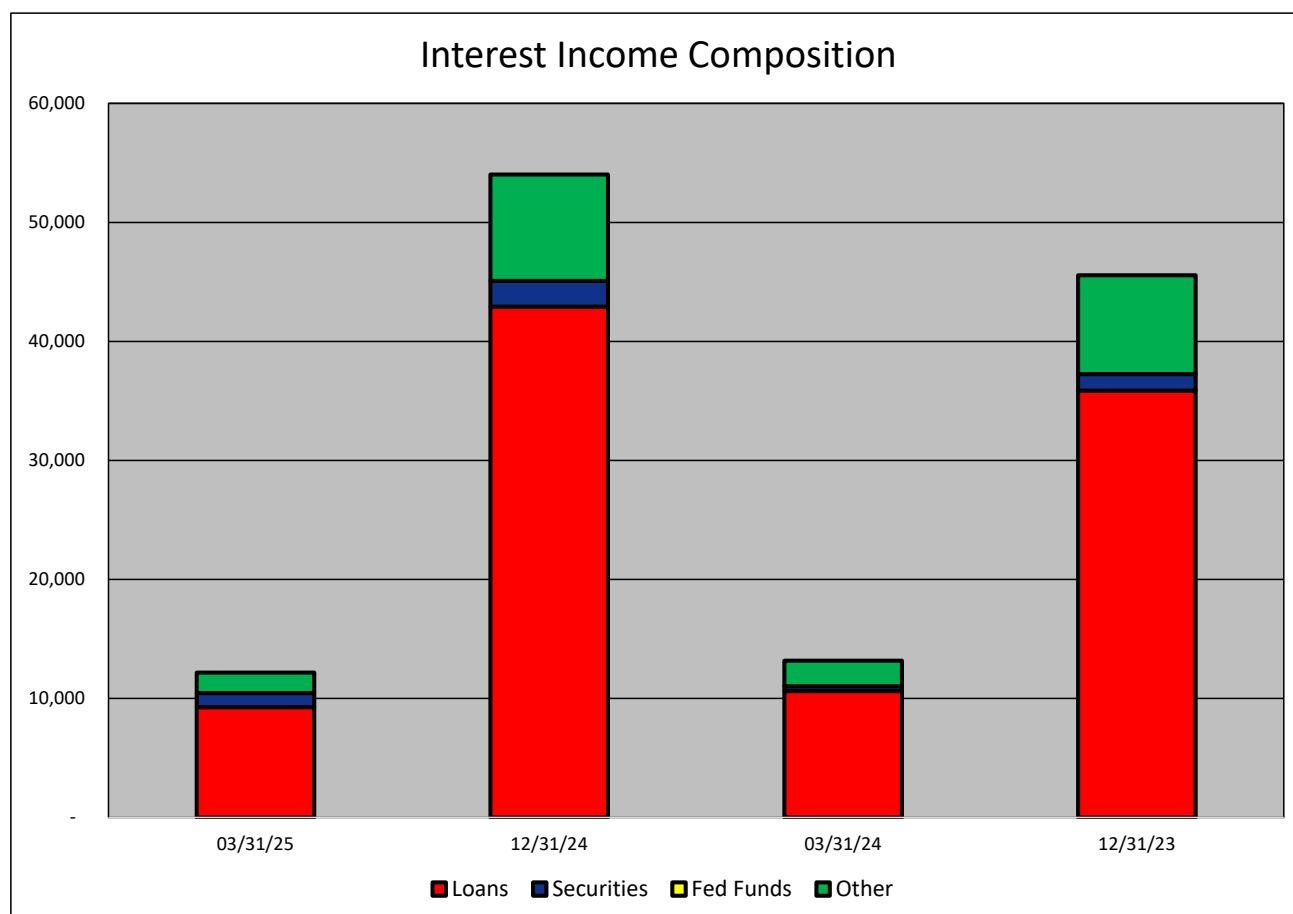


**INTEREST INCOME COMPOSITION- Axiom Bank, National Association**  
(Dollars in Thousands)

As of:	03/31/25	12/31/24	03/31/24	12/31/23	\$ Change 12 MTHS	% Change 12 MTHS
--------	----------	----------	----------	----------	----------------------	---------------------

**INTEREST INCOME CATEGORY**

Loans	9,266	42,923	10,615	35,866	(1,349)	(12.71)
Securities	1,186	2,162	416	1,390	770	185.10
Fed Funds	-	-	-	-	-	NA
Other	1,730	8,942	2,148	8,301	(418)	(19.46)
<b>Total Int Income</b>	<b>12,182</b>	<b>54,027</b>	<b>13,179</b>	<b>45,557</b>	<b>(997)</b>	<b>(7.57)</b>

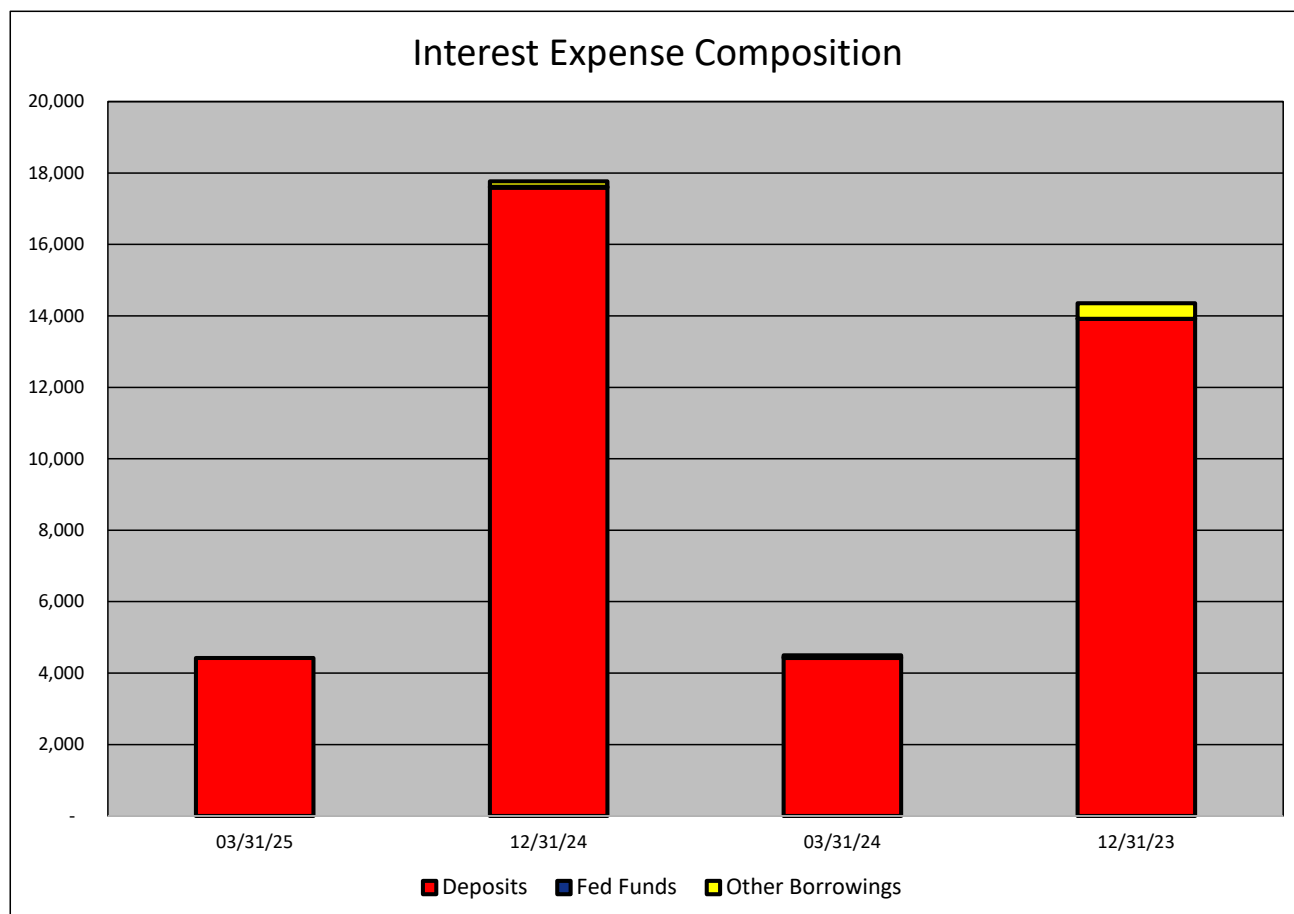


**INTEREST EXPENSE COMPOSITION- Axiom Bank, National Association**  
(Dollars in Thousands)

As of:	03/31/25	12/31/24	03/31/24	12/31/23	\$ Change 12 MTHS	% Change 12 MTHS
--------	----------	----------	----------	----------	----------------------	---------------------

**INTEREST EXPENSE CATEGORY**

Deposits	4,426	17,590	4,423	13,915	3	0.07
Fed Funds	-	30	30	1	(30)	(100.00)
Other Borrowings	-	148	47	438	(47)	(100.00)
<b>Total Int Expense</b>	<b>4,426</b>	<b>17,768</b>	<b>4,500</b>	<b>14,354</b>	<b>(74)</b>	<b>(1.64)</b>

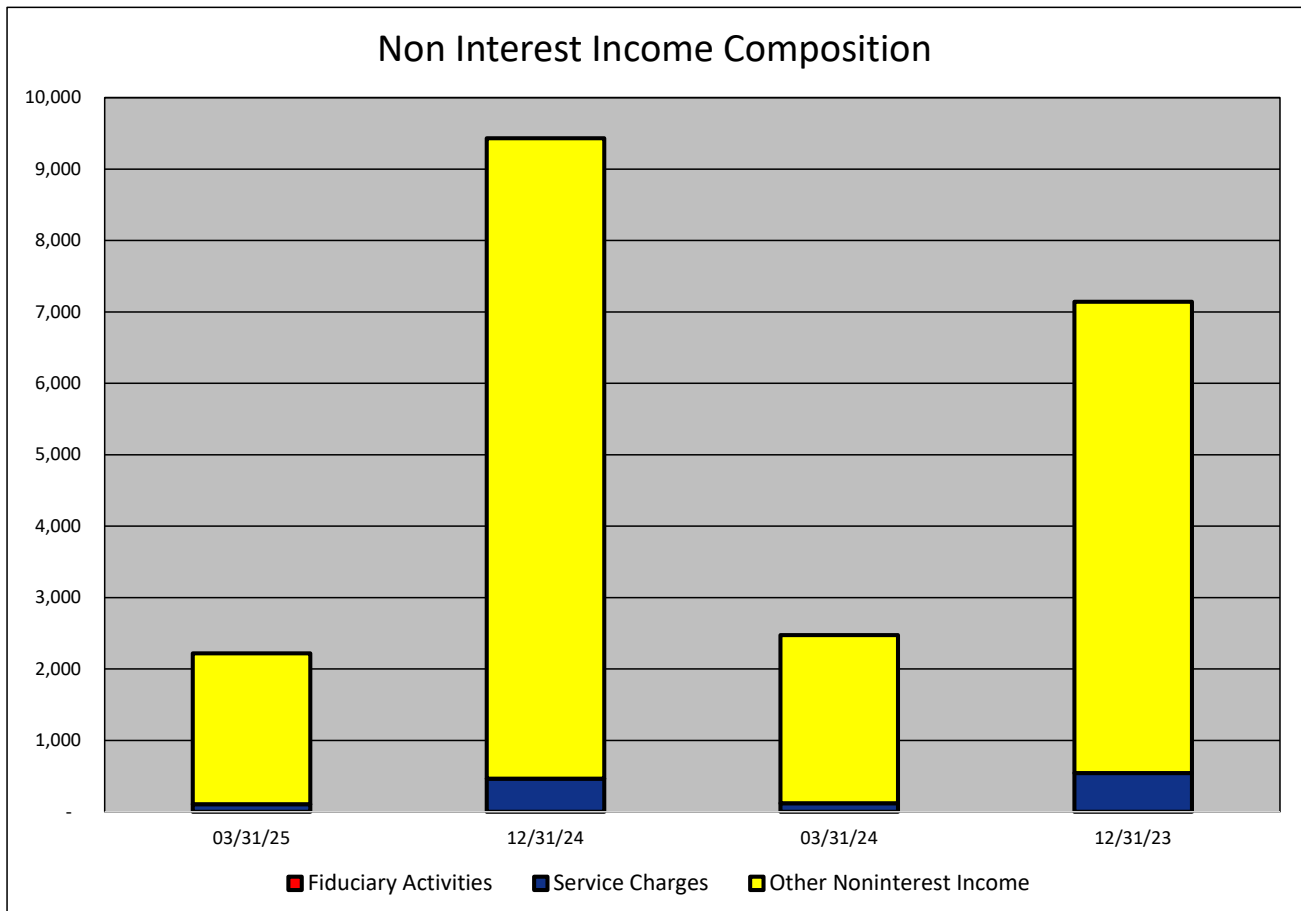


**NONINTEREST INCOME COMPOSITION- Axiom Bank, National Association**  
(Dollars in Thousands)

As of:	03/31/25	12/31/24	03/31/24	12/31/23	\$ Change 12 MTHS	% Change 12 MTHS
--------	----------	----------	----------	----------	----------------------	---------------------

**NONINTEREST INCOME CATEGORY**

Fiduciary Activities	-	-	-	-	-	NA
Service Charges	106	465	120	542	(14)	(11.67)
Other Noninterest Income	2,114	8,966	2,354	6,599	(240)	(10.20)
<b>Total Nonint. Income</b>	<b>2,220</b>	<b>9,431</b>	<b>2,474</b>	<b>7,141</b>	<b>(254)</b>	<b>(10.27)</b>

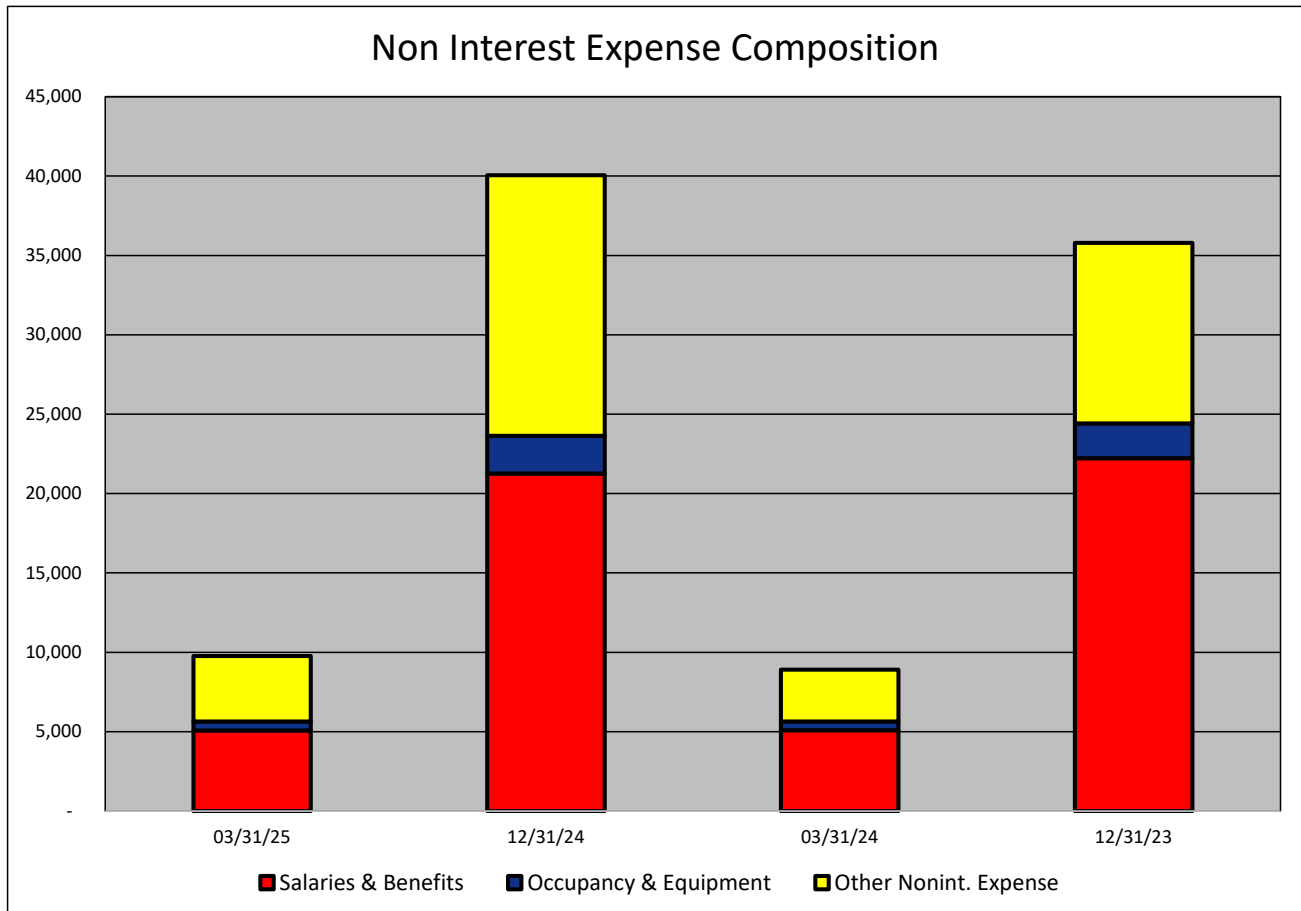


**NONINTEREST EXPENSE COMPOSITION- Axiom Bank, National Association**  
(Dollars in Thousands)

As of:	03/31/25	12/31/24	03/31/24	12/31/23	\$ Change 12 MTHS	% Change 12 MTHS
--------	----------	----------	----------	----------	----------------------	---------------------

**NONINTEREST EXPENSE CATEGORY**

Salaries & Benefits	5,080	21,259	5,094	22,230	(14)	(0.27)
Occupancy & Equipment	562	2,370	550	2,192	12	2.18
Other Nonint. Expense	4,117	16,418	3,256	11,365	861	26.44
Total Nonint. Expense	9,759	40,047	8,900	35,787	859	9.65



**PEER GROUP COMPARISONS REPORT**  
**Central Florida Group**

BALANCE SHEET

Institution name	Total Assets \$000		% Change in Assets
	This Year	Last Year	
Southstate Bank, National Association	65,108,690	45,127,613	<b>44.28</b>
Sunrise Bank	601,221	521,738	<b>15.23</b>
Cogent Bank	2,131,275	1,861,049	<b>14.52</b>
First Bank	813,519	721,527	<b>12.75</b>
Bank Of Central Florida	1,197,066	1,087,312	<b>10.09</b>
Mainstreet Community Bank Of Florida	864,491	788,555	<b>9.63</b>
Citizens First Bank	4,083,501	3,828,464	<b>6.66</b>
Heartland National Bank	763,384	715,955	<b>6.62</b>
Citizens Bank And Trust	1,396,591	1,313,139	<b>6.36</b>
Surety Bank	213,148	204,609	<b>4.17</b>
Crews Bank & Trust	2,273,574	2,189,810	<b>3.83</b>
United Southern Bank	873,950	880,436	<b>(0.74)</b>
Axiom Bank, National Association	861,206	873,749	<b>(1.44)</b>
Winter Park National Bank	803,539	827,920	<b>(2.94)</b>
Commerce Bank & Trust	170,268	177,758	<b>(4.21)</b>
First National Bank Of Wauchula	87,040	91,225	<b>(4.59)</b>
The First National Bank Of Mount Dora	369,745	397,544	<b>(6.99)</b>
First Colony Bank Of Florida	294,806	322,108	<b>(8.48)</b>

<b>Select Peer Average</b>	<b>4,605,945</b>	<b>3,440,584</b>	<b>5.82</b>
----------------------------	------------------	------------------	-------------

**PEER GROUP COMPARISONS REPORT**  
**Central Florida Group**

BALANCE SHEET

Institution name	Total Loans \$000		% Change in Loans
	This Year	Last Year	
Southstate Bank, National Association	47,124,650	32,723,863	<b>44.01</b>
Mainstreet Community Bank Of Florida	615,288	524,216	<b>17.37</b>
Sunrise Bank	474,940	413,784	<b>14.78</b>
First Colony Bank Of Florida	202,044	178,616	<b>13.12</b>
Citizens Bank And Trust	798,458	719,387	<b>10.99</b>
United Southern Bank	410,231	377,041	<b>8.80</b>
Cogent Bank	1,635,557	1,524,626	<b>7.28</b>
The First National Bank Of Mount Dora	130,163	121,460	<b>7.17</b>
Bank Of Central Florida	783,619	746,939	<b>4.91</b>
First Bank	446,647	428,567	<b>4.22</b>
Crews Bank & Trust	1,220,909	1,174,657	<b>3.94</b>
Winter Park National Bank	450,170	440,034	<b>2.30</b>
Citizens First Bank	1,320,178	1,293,951	<b>2.03</b>
Heartland National Bank	159,222	156,965	<b>1.44</b>
Commerce Bank & Trust	126,385	126,295	<b>0.07</b>
First National Bank Of Wauchula	66,379	67,668	<b>(1.90)</b>
Axiom Bank, National Association	558,172	582,764	<b>(4.22)</b>
Surety Bank	69,443	82,653	<b>(15.98)</b>

<b>Select Peer Average</b>	3,144,025	2,315,749	6.68
----------------------------	-----------	-----------	------

**PEER GROUP COMPARISONS REPORT**  
**Central Florida Group**

**CAPITAL RATIOS**  
**For the three months ended March 31, 2025**

Institution name	Equity/ Assets	Leverage Ratio	Tier 1 Risk- based Ratio	Risk based Capital Ratio	Common Equity Tier 1 Capital Ratio
Surety Bank	9.15	<b>13.28</b>	25.93	27.05	25.93
Citizens First Bank	10.76	<b>12.85</b>	19.58	20.52	19.58
The First National Bank Of Mount Dora	8.75	<b>12.12</b>	17.28	18.23	17.28
First National Bank Of Wauchula	10.25	<b>11.48</b>	0.00	0.00	0.00
Axiom Bank, National Association	10.72	<b>10.68</b>	14.37	15.62	14.37
Crews Bank & Trust	10.21	<b>10.45</b>	0.00	0.00	0.00
Commerce Bank & Trust	7.06	<b>9.98</b>	12.76	14.01	12.76
Southstate Bank, National Association	14.21	<b>9.92</b>	12.29	13.48	12.29
Heartland National Bank	9.06	<b>9.74</b>	28.86	30.01	28.86
United Southern Bank	5.39	<b>9.47</b>	0.00	0.00	0.00
Sunrise Bank	8.17	<b>9.29</b>	0.00	0.00	0.00
First Bank	8.37	<b>9.20</b>	14.70	15.96	14.70
Mainstreet Community Bank Of Florida	7.89	<b>9.09</b>	0.00	0.00	0.00
First Colony Bank Of Florida	8.41	<b>9.06</b>	12.00	13.25	12.00
Cogent Bank	8.71	<b>8.91</b>	10.75	11.78	10.75
Bank Of Central Florida	6.91	<b>8.08</b>	11.11	12.02	11.11
Citizens Bank And Trust	2.57	<b>7.65</b>	12.21	13.17	12.21
Winter Park National Bank	5.86	<b>6.92</b>	11.35	12.57	11.35

<b>Select Peer Average</b>	8.47	9.90	11.29	12.09	11.29
----------------------------	------	------	-------	-------	-------

**PEER GROUP COMPARISONS REPORT**  
*Central Florida Group*

**BALANCE SHEET RATIOS**  
For the three months ended March 31, 2025

Institution name	Loans/ Deposits	Gross Loans/ Assets	Securities/ Assets
Sunrise Bank	<b>89.57</b>	79.00	14.19
First National Bank Of Wauchula	<b>89.16</b>	76.26	6.22
Southstate Bank, National Association	<b>88.18</b>	72.38	12.36
Cogent Bank	<b>84.74</b>	76.74	18.52
Commerce Bank & Trust	<b>83.25</b>	74.23	14.46
Mainstreet Community Bank Of Florida	<b>77.93</b>	71.17	19.47
First Colony Bank Of Florida	<b>75.24</b>	68.53	18.30
<b>Axiom Bank, National Association</b>	<b>73.25</b>	<b>64.81</b>	<b>18.20</b>
Bank Of Central Florida	<b>70.99</b>	65.46	17.71
First Bank	<b>60.37</b>	54.90	23.47
Winter Park National Bank	<b>60.31</b>	56.02	26.23
Crews Bank & Trust	<b>60.18</b>	53.70	27.02
Citizens Bank And Trust	<b>59.82</b>	57.17	36.08
United Southern Bank	<b>50.13</b>	46.94	36.22
The First National Bank Of Mount Dora	<b>38.97</b>	35.20	53.80
Citizens First Bank	<b>38.02</b>	32.33	60.31
Surety Bank	<b>35.90</b>	32.58	14.42
Heartland National Bank	<b>23.86</b>	20.86	47.99

<b>Select Peer Average</b>	<b>64.44</b>	<b>57.68</b>	<b>25.83</b>
----------------------------	--------------	--------------	--------------

**PEER GROUP COMPARISONS REPORT**  
**Central Florida Group**

**PROFITABILITY RATIOS**  
**For the three months ended March 31, 2025**

Institution name	Avg Total Assets (\$000)	Return on Avg Assets	Return on Avg Equity
Surety Bank	193,401	<b>2.09</b>	20.74
First Colony Bank Of Florida	303,304	<b>1.83</b>	22.45
Winter Park National Bank	821,592	<b>1.76</b>	32.33
Cogent Bank	2,055,392	<b>1.54</b>	17.51
Crews Bank & Trust	2,222,772	<b>1.53</b>	14.86
Heartland National Bank	746,051	<b>1.48</b>	16.47
First Bank	772,076	<b>1.29</b>	15.00
Bank Of Central Florida	1,190,926	<b>1.29</b>	18.99
First National Bank Of Wauchula	86,675	<b>1.12</b>	11.13
Sunrise Bank	601,090	<b>1.12</b>	14.06
Citizens First Bank	4,146,429	<b>1.11</b>	10.84
United Southern Bank	905,103	<b>0.98</b>	20.57
Citizens Bank And Trust	1,443,668	<b>0.94</b>	45.28
Mainstreet Community Bank Of Florida	861,932	<b>0.85</b>	11.08
Commerce Bank & Trust	174,668	<b>0.81</b>	12.60
Southstate Bank, National Association	65,032,626	<b>0.67</b>	5.64
The First National Bank Of Mount Dora	356,436	<b>0.63</b>	7.09
Axiom Bank, National Association	858,745	<b>0.04</b>	0.39

<b>Select Peer Average</b>	4,598,494	1.17	16.50
----------------------------	-----------	------	-------

**PEER GROUP COMPARISONS REPORT**  
**Central Florida Group**

**PROFITABILITY RATIOS**  
**For the three months ended March 31, 2025**

Institution name	Noninterest Income/AA	Net Overhead Ratio	Efficiency Ratio	Assets (per million) per Employee
Winter Park National Bank	0.06	1.06	<b>39.76</b>	25.92
Heartland National Bank	0.26	1.18	<b>42.01</b>	14.14
Southstate Bank, National Association	2.03	0.50	<b>46.30</b>	10.17
First Colony Bank Of Florida	0.12	1.68	<b>47.19</b>	15.52
Bank Of Central Florida	0.18	1.73	<b>50.71</b>	11.08
Citizens First Bank	0.56	1.06	<b>51.28</b>	10.08
Cogent Bank	0.52	2.24	<b>56.07</b>	8.99
First Bank	0.58	1.88	<b>57.77</b>	7.67
Crews Bank & Trust	0.75	1.71	<b>59.26</b>	6.23
Sunrise Bank	0.07	1.93	<b>60.93</b>	10.19
United Southern Bank	0.58	1.72	<b>62.97</b>	5.75
Surety Bank	3.58	0.26	<b>63.34</b>	5.76
Mainstreet Community Bank Of Florida	0.71	2.00	<b>68.68</b>	8.31
Citizens Bank And Trust	0.71	1.73	<b>69.17</b>	7.31
Commerce Bank & Trust	0.21	2.33	<b>73.42</b>	8.11
First National Bank Of Wauchula	0.44	3.66	<b>78.39</b>	3.96
The First National Bank Of Mount Dora	2.50	1.86	<b>82.46</b>	4.51
Axiom Bank, National Association	1.03	3.51	<b>97.82</b>	6.33

<b>Select Peer Average</b>	0.83	1.78	61.53	9.45
----------------------------	------	------	-------	------

**PEER GROUP COMPARISONS REPORT**  
**Central Florida Group**

**ASSET QUALITY RATIOS**  
**For the three months ended March 31, 2025**

Institution name	Allowance/ Loans	Nonperf Loans/ Total Loans	Nonperf Assets/ Total Assets	Adjusted Texas Ratio
Commerce Bank & Trust	1.42	0.00	<b>0.00</b>	0.00
Bank Of Central Florida	1.00	0.00	<b>0.00</b>	0.03
First Bank	1.73	0.00	<b>0.00</b>	0.00
Winter Park National Bank	1.30	0.04	<b>0.02</b>	0.35
Crews Bank & Trust	1.92	0.07	<b>0.04</b>	0.34
Heartland National Bank	1.65	0.20	<b>0.04</b>	0.44
Citizens First Bank	1.75	0.13	<b>0.05</b>	0.41
Cogent Bank	1.03	0.16	<b>0.12</b>	1.26
The First National Bank Of Mount Dora	1.59	0.34	<b>0.12</b>	1.29
Sunrise Bank	1.23	0.19	<b>0.15</b>	0.00
Surety Bank	1.60	0.45	<b>0.15</b>	1.51
United Southern Bank	2.25	0.38	<b>0.18</b>	2.80
First Colony Bank Of Florida	1.53	0.47	<b>0.32</b>	3.41
Southstate Bank, National Association	1.32	0.58	<b>0.43</b>	3.64
Mainstreet Community Bank Of Florida	1.25	1.04	<b>0.74</b>	8.47
First National Bank Of Wauchula	1.54	1.11	<b>0.84</b>	7.38
Citizens Bank And Trust	1.05	1.51	<b>0.86</b>	27.31
Axiom Bank, National Association	1.40	1.40	<b>0.92</b>	7.99

<b>Select Peer Average</b>	1.48	0.45	0.28	3.70
----------------------------	------	------	------	------

**PEER GROUP COMPARISONS REPORT**  
*Central Florida Group*

**STATEMENT OF CONDITION (% OF ASSETS)**  
**For the three months ended March 31, 2025**

Institution name	Cash & Nointerest bearing Deps	Interest- bearing Bal	Fed Funds Sold & Repos	Held to Maturity Secs	Available for Sale Secs
Surety Bank	<b>25.42</b>	23.20	0.00	0.00	14.42
First National Bank Of Wauchula	<b>6.88</b>	6.20	0.00	0.00	6.22
First Bank	<b>2.38</b>	14.74	1.30	0.00	23.47
First Colony Bank Of Florida	<b>1.63</b>	11.49	0.00	10.39	7.91
Commerce Bank & Trust	<b>1.42</b>	6.11	0.00	0.00	14.46
Mainstreet Community Bank Of Florida	<b>1.32</b>	1.21	2.54	0.00	19.47
<b>Axiom Bank, National Association</b>	<b>1.15</b>	<b>12.69</b>	<b>0.00</b>	<b>0.00</b>	<b>18.20</b>
Winter Park National Bank	<b>1.11</b>	15.06	0.00	18.00	8.23
Southstate Bank, National Association	<b>1.06</b>	4.00	0.01	3.37	8.99
Heartland National Bank	<b>1.01</b>	27.90	0.00	0.00	47.99
Citizens First Bank	<b>0.92</b>	0.17	3.29	0.00	60.31
Crews Bank & Trust	<b>0.85</b>	17.59	0.00	18.34	8.69
United Southern Bank	<b>0.77</b>	11.53	0.00	0.79	35.43
Sunrise Bank	<b>0.59</b>	4.77	0.00	0.83	13.36
The First National Bank Of Mount Dora	<b>0.50</b>	4.55	0.00	0.00	53.80
Bank Of Central Florida	<b>0.47</b>	13.52	0.00	0.00	17.71
Citizens Bank And Trust	<b>0.24</b>	4.13	0.00	0.00	36.08
Cogent Bank	<b>0.12</b>	4.17	0.00	0.00	18.52

<b>Select Peer Average</b>	<b>2.66</b>	<b>10.17</b>	<b>0.40</b>	<b>2.87</b>	<b>22.96</b>
----------------------------	-------------	--------------	-------------	-------------	--------------

**PEER GROUP COMPARISONS REPORT**  
*Central Florida Group*

**STATEMENT OF CONDITION (% OF ASSETS)**  
**For the three months ended March 31, 2025**

Institution name	Net Loans & Leases	Premises & Fixed Assets	Total Real Estate Owned	Intangible Assets
Sunrise Bank	<b>78.03</b>	1.40	0.00	0.00
Cogent Bank	<b>75.89</b>	0.26	0.00	0.12
First National Bank Of Wauchula	<b>75.09</b>	1.42	0.00	0.00
Commerce Bank & Trust	<b>73.17</b>	1.25	0.00	0.00
Southstate Bank, National Association	<b>70.87</b>	1.57	0.01	5.58
Mainstreet Community Bank Of Florida	<b>70.23</b>	2.25	0.00	0.01
First Colony Bank Of Florida	<b>67.48</b>	0.37	0.00	0.00
Bank Of Central Florida	<b>64.81</b>	1.42	0.00	0.02
<b>Axiom Bank, National Association</b>	<b>63.91</b>	<b>1.37</b>	<b>0.01</b>	<b>0.11</b>
Citizens Bank And Trust	<b>56.57</b>	1.27	0.00	0.00
Winter Park National Bank	<b>55.29</b>	0.34	0.00	0.00
First Bank	<b>53.95</b>	1.82	0.00	0.00
Crews Bank & Trust	<b>52.67</b>	1.12	0.00	0.00
United Southern Bank	<b>45.88</b>	1.15	0.00	0.00
The First National Bank Of Mount Dora	<b>34.64</b>	1.09	0.00	0.00
Surety Bank	<b>32.06</b>	1.18	0.00	0.00
Citizens First Bank	<b>31.55</b>	1.35	0.01	0.45
Heartland National Bank	<b>20.51</b>	0.51	0.00	0.00

<b>Select Peer Average</b>	<b>56.81</b>	<b>1.17</b>	<b>0.00</b>	<b>0.35</b>
----------------------------	--------------	-------------	-------------	-------------

**PEER GROUP COMPARISONS REPORT**  
*Central Florida Group*

**STATEMENT OF CONDITION (% OF TOTAL FUNDING SOURCES)**  
**For the three months ended March 31, 2025**

Institution name	Non Interest Bearing Deps	Interest Bearing Deps	Total Deps	Total Fed Funds & Repos	Other Borrowed Money
Surety Bank	<b>46.69</b>	53.31	100.00	0.00	0.00
The First National Bank Of Mount Dora	<b>41.77</b>	58.23	100.00	0.00	0.00
Commerce Bank & Trust	<b>40.24</b>	57.56	97.80	2.20	0.00
<b>Axiom Bank, National Association</b>	<b>38.24</b>	<b>61.76</b>	<b>100.00</b>	<b>0.00</b>	<b>0.00</b>
Crews Bank & Trust	<b>36.21</b>	63.68	99.89	0.11	0.00
First Colony Bank Of Florida	<b>35.59</b>	64.41	100.00	0.00	0.00
First Bank	<b>35.03</b>	64.97	100.00	0.00	0.00
Citizens Bank And Trust	<b>34.94</b>	64.08	99.02	0.98	0.00
Bank Of Central Florida	<b>32.49</b>	67.51	100.00	0.00	0.00
Mainstreet Community Bank Of Florida	<b>31.75</b>	68.25	100.00	0.00	0.00
First National Bank Of Wauchula	<b>30.81</b>	66.57	97.38	0.00	2.62
United Southern Bank	<b>29.04</b>	70.96	100.00	0.00	0.00
Cogent Bank	<b>28.50</b>	71.50	100.00	0.00	0.00
Southstate Bank, National Association	<b>25.61</b>	73.13	98.74	1.26	0.00
Heartland National Bank	<b>23.73</b>	73.23	96.96	3.04	0.00
Winter Park National Bank	<b>22.17</b>	76.76	98.93	1.07	0.00
Sunrise Bank	<b>22.04</b>	74.86	96.89	0.00	3.11
Citizens First Bank	<b>15.41</b>	80.77	96.18	3.82	0.00

<b>Select Peer Average</b>	31.68	67.31	98.99	0.69	0.32
----------------------------	-------	-------	-------	------	------

**PEER GROUP COMPARISONS REPORT**  
*Central Florida Group*

**YIELDS, COSTS & SPREADS - ASSET YIELDS**  
**For the three months ended March 31, 2025**

Institution name	Yield on Earning Assets	Cost of Funds	Net Interest Margin	Avg Earning Assets/AA
First National Bank Of Wauchula	6.82	2.52	<b>5.22</b>	91.62
Cogent Bank	6.65	3.46	<b>4.40</b>	99.33
First Bank	4.99	1.83	<b>3.86</b>	94.59
Southstate Bank, National Association	5.54	2.47	<b>3.82</b>	89.70
<b>Axiom Bank, National Association</b>	<b>5.90</b>	<b>3.78</b>	<b>3.76</b>	<b>96.12</b>
Bank Of Central Florida	5.05	2.12	<b>3.68</b>	97.19
First Colony Bank Of Florida	5.25	1.88	<b>3.61</b>	99.14
Mainstreet Community Bank Of Florida	5.12	2.57	<b>3.42</b>	94.39
Crews Bank & Trust	4.79	2.40	<b>3.41</b>	98.53
Surety Bank	5.31	2.58	<b>3.36</b>	69.95
Commerce Bank & Trust	5.05	2.84	<b>3.34</b>	95.58
Heartland National Bank	4.84	2.15	<b>3.30</b>	96.19
Sunrise Bank	5.89	3.64	<b>3.27</b>	98.25
United Southern Bank	4.06	1.30	<b>3.17</b>	96.02
Citizens Bank And Trust	4.28	2.23	<b>2.89</b>	96.70
Winter Park National Bank	4.83	2.75	<b>2.82</b>	97.65
The First National Bank Of Mount Dora	3.75	2.05	<b>2.61</b>	98.24
Citizens First Bank	4.11	1.75	<b>2.59</b>	97.49

<b>Select Peer Average</b>	5.12	2.46	3.70	94.82
----------------------------	------	------	------	-------