

# Terrabank, National Association

Miami, FL

Established  
11/21/1985

## Florida Bank and Thrift Performance Report

### Table of Contents

<b>Title</b>	<b>Page</b>
PEER GROUP POSITION	1
EXECUTIVE SUMMARY	2
SELECTED FINANCIAL DATA	3
SECURITIES COMPOSITION	4
LOAN PORTFOLIO COMPOSITION	5
LOAN PORTFOLIO QUALITY	6
DEPOSIT BASE COMPOSITION	7
INTEREST INCOME COMPOSITION	8
INTEREST EXPENSE COMPOSITION	9
NONINTEREST INCOME COMPOSITION	10
NONINTEREST EXPENSE COMPOSITION	11
PEER GROUP COMPARISONS REPORT	12-22

---

#### FLORIDA BANKING TEAM

Ted Hacker, Steve Kania, Robert Brink, David Ajvazi, Erica Hines, Sacha Widmaier, Anthony Hagbartsen, Madeline Bogumil, Phillip Berdeguer, Andrew Joyce, Mai Tran, Meranda Joseph, Patricia Romero, Vanessa Hossler, Adam McCord, Allyson Wiitala, Jacob Ingram, Rachel Jean, Brendan Yosko, Martha Zubia, Stephanie Flores, Joshua Koelsch, Krishna Reddy, Jacob Frantzen, Sander Maldonado, Brian Katz, Nicholas Singh

Information contained herein was obtained from FIS is believed to be reliable however, accuracy is not guaranteed and all peer and state averages are simple averages.

**PEER GROUP POSITION**

For the  
*South Florida Group*

**For the year ended December 31, 2024**

Institution name	Total Assets (\$'000's)
Bankunited, National Association	35,206,606
City National Bank Of Florida	26,506,696
Amerant Bank, National Association	9,880,789
Ocean Bank	6,719,648
Bradesco Bank	5,404,455
Banesco Usa	4,406,981
Banco Do Brasil Americas	2,831,371
U. S. Century Bank	2,579,817
Pacific National Bank	1,302,619
International Finance Bank	1,263,209
Grove Bank & Trust	1,232,853
First State Bank Of The Florida Keys	1,145,382
Intercredit Bank, National Association	1,063,635
Helm Bank Usa	1,010,203
<b>Terrabank, National Association</b>	<b>788,111</b>
Sunstate Bank	546,077
Interamerican Bank, A Fsb	266,491
Gulf Atlantic Bank	172,951
Eastern National Bank	131,189

Institution name	Return on Avg Assets (%)
Banco Do Brasil Americas	1.65
International Finance Bank	1.38
Pacific National Bank	1.05
U. S. Century Bank	1.05
Banesco Usa	1.04
Ocean Bank	0.92
Interamerican Bank, A Fsb	0.82
Bankunited, National Association	0.77
Bradesco Bank	0.75
Helm Bank Usa	0.68
First State Bank Of The Florida Keys	0.60
<b>Terrabank, National Association</b>	<b>0.51</b>
Sunstate Bank	0.46
Gulf Atlantic Bank	0.41
City National Bank Of Florida	0.33
Grove Bank & Trust	0.18
Amerant Bank, National Association	(0.04)
Intercredit Bank, National Association	(1.27)
Eastern National Bank	(3.22)

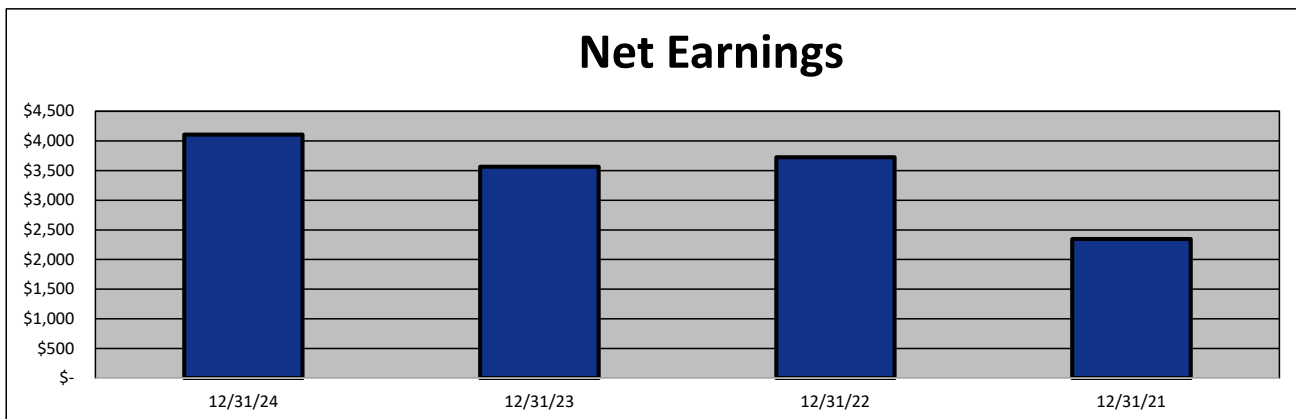
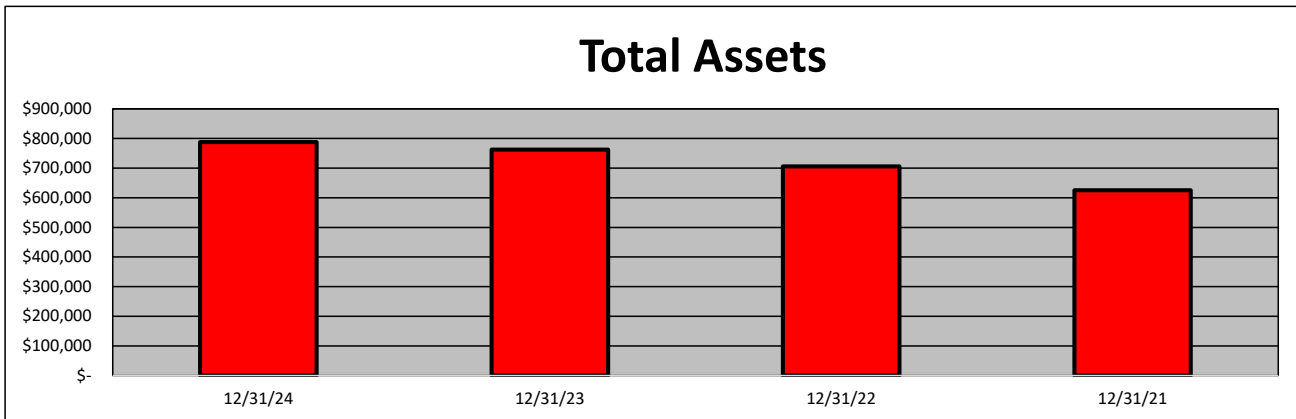
**EXECUTIVE SUMMARY - Terrabank, National Association**  
(Percentage)

Period Ending	12/31/24	12/31/23	12/31/22	12/31/21	State Avg.	Peer Avg.
<b>CAPITAL RATIOS</b>						
Equity/Assets	7.31	6.37	5.80	6.72	10.71	9.62
Leverage Ratio	9.04	8.44	8.90	6.77	11.67	10.36
Tier 1 Cap/Risk Based Assets	15.16	14.08	15.33	13.60	15.53	14.69
Risk Based Ratio	16.56	15.31	16.48	14.79	16.34	15.76
Common Equity Tier 1 Capital Ratio	10.85	10.44	11.47	13.60	15.48	14.46
<b>BALANCE SHEET RATIOS:</b>						
Loan/Deposit Ratio	72.28	74.88	68.09	56.27	74.93	81.74
Loans/Assets	66.48	66.84	59.09	52.20	63.48	69.18
Securities/Assets	25.97	28.88	32.87	40.50	19.42	18.23
<b>PROFITABILITY:</b>						
Return on Avg Assets	0.51	0.47	0.54	0.39	(0.10)	0.42
Return on Avg Equity	7.81	8.22	9.66	5.47	9.28	4.16
Nonint Income/Avg Assets	0.69	0.67	0.65	0.56	0.79	0.45
Net Overhead Ratio	1.89	1.82	1.73	1.95	2.99	2.25
Efficiency Ratio	77.32	77.22	73.29	81.68	70.68	80.34
Assets (per million) per Employee	6.68	6.57	6.24	6.01	10.47	11.03
<b>ASSET QUALITY:</b>						
Allowance/Loans	1.37	1.27	1.11	1.17	1.25	1.27
Nonperforming Loans/Total Loans	1.01	0.19	0.16	0.07	0.52	0.67
Nonperforming Assets/Total Assets	0.67	0.13	0.09	0.04	0.36	0.48
Adjusted Texas Ratio	8.16	1.75	1.47	0.49	3.66	4.46
<b>YIELDS &amp; COSTS:</b>						
Yield on earning assets	4.03	3.52	2.85	2.75	5.44	5.56
Cost of funds	2.46	1.75	0.24	0.35	3.04	3.52
Net interest margin	2.73	2.63	2.73	2.62	2.91	2.75
Avg Earning Assets/Avg Assets	97.09	97.08	95.13	96.13	95.35	96.34

**SELECTED FINANCIAL DATA - Terrabank, National Association**  
(Dollars in Thousands)

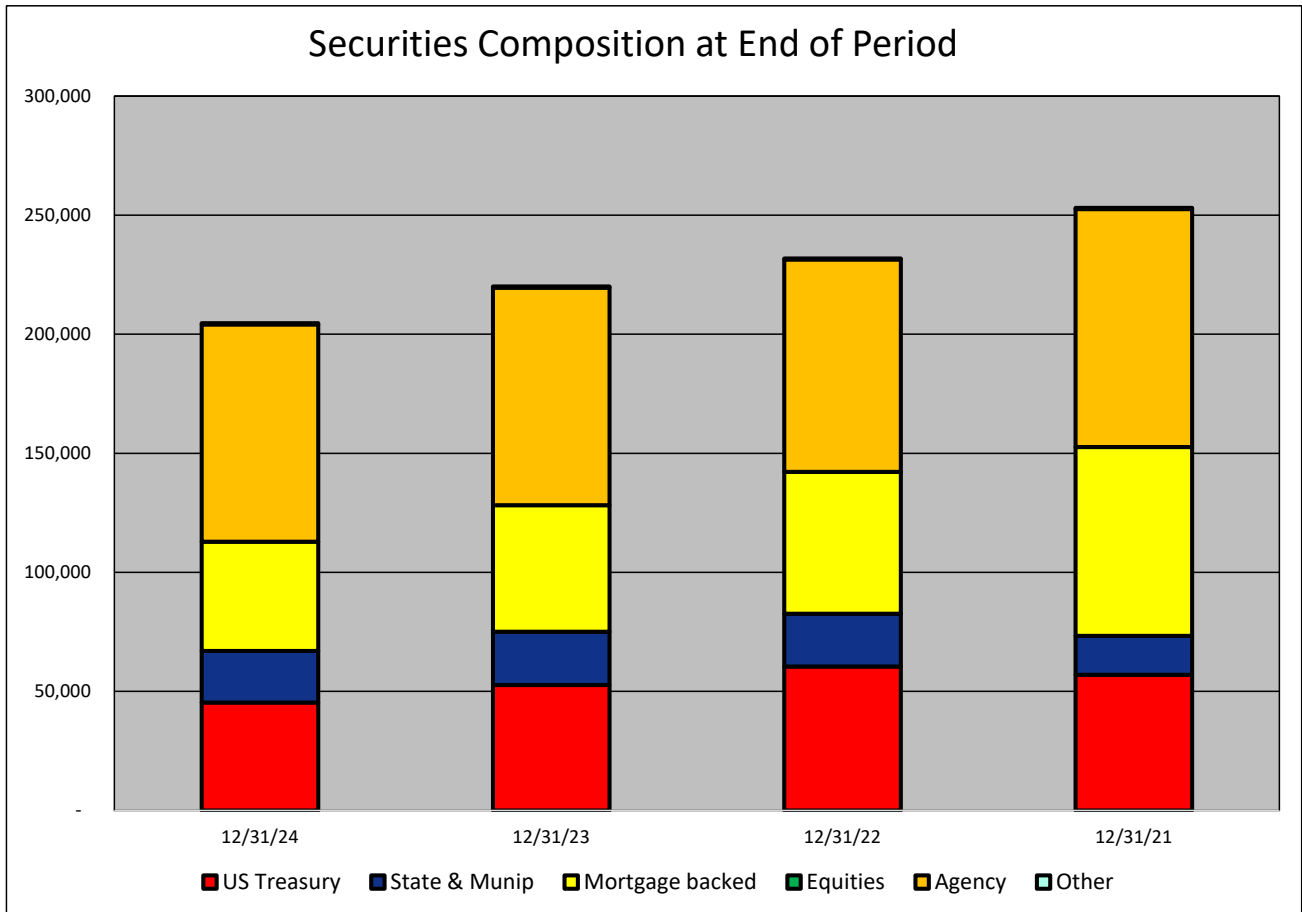
<b>As of:</b>	<b>12/31/24</b>	<b>12/31/23</b>	<b>12/31/22</b>	<b>12/31/21</b>	<b>\$ Change 12 MTHS</b>	<b>% Change 12 MTHS</b>
Total Assets	788,111	761,979	705,339	624,968	26,132	3.43
Cash and Equivalents	36,923	8,156	28,102	31,868	28,767	352.71
Securities	204,636	220,065	231,855	253,091	(15,429)	(7.01)
Loans, net	523,975	509,301	416,774	326,242	14,674	2.88
Deposit Accounts	724,892	680,181	612,050	579,734	44,711	6.57
Fed Funds & Repos	-	-	-	-	-	NA
Total Equity	57,600	48,524	40,937	41,975	9,076	18.70

<b>Period Ending</b>	<b>12/31/24</b>	<b>12/31/23</b>	<b>12/31/22</b>	<b>12/31/21</b>	<b>\$ Change 12 MTHS</b>	<b>% Change 12 MTHS</b>
Net Earnings	4,108	3,566	3,727	2,347	542	15.20
Interest Income	31,711	26,129	18,530	16,032	5,582	21.36
Interest Expense	10,255	6,583	753	748	3,672	55.78
Net Interest Income	21,456	19,546	17,777	15,284	1,910	9.77
Prov for Credit Losses	701	921	820	506	(220)	(23.89)
Noninterest income	5,566	5,144	4,420	3,375	422	8.20
Gain on Sale of Securities	-	-	-	106	-	NA
Noninterest Expense	20,899	19,072	16,273	15,246	1,827	9.58
Net Operating Income	5,422	4,697	5,104	2,907	725	15.44
Income Taxes	1,327	1,149	1,314	650	178	15.49



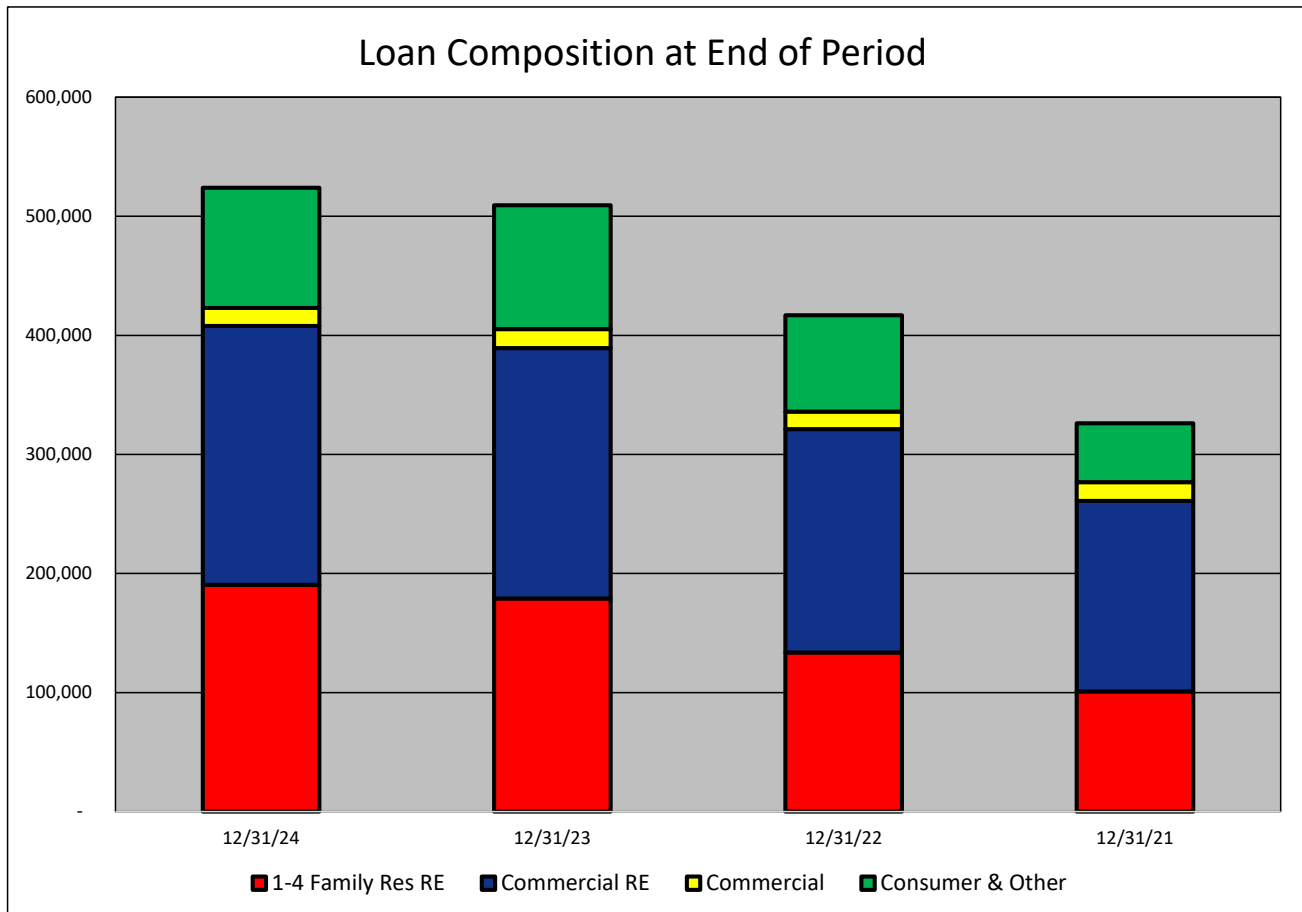
**SECURITIES COMPOSITION - Terrabank, National Association**  
(Dollars in Thousands)

As of:	12/31/24	12/31/23	12/31/22	12/31/21	\$ Change 12 MTHS	% Change 12 MTHS
<b>SECURITIES CATEGORY:</b>						
US Treasury	45,338	52,647	60,429	56,976	(7,309)	(13.88)
State & Munip	21,692	22,405	22,162	16,385	(713)	(3.18)
Mortgage backed	45,805	53,188	59,612	79,266	(7,383)	(13.88)
Equities	-	-	-	-	-	NA
Agency	91,282	91,316	89,162	99,919	(34)	(0.04)
Other	519	509	490	545	10	1.96
<b>Total Securities</b>	<b>204,636</b>	<b>220,065</b>	<b>231,855</b>	<b>253,091</b>	<b>(15,429)</b>	<b>(7.01)</b>



**LOAN PORTFOLIO COMPOSITION - Terrabank, National Association**  
(Dollars in Thousands)

As of:	12/31/24	12/31/23	12/31/22	12/31/21	\$ Change 12 MTHS	% Change 12 MTHS
<b>LOAN CATEGORY:</b>						
1-4 Family Res RE	190,494	178,944	133,716	100,964	11,550	6.45
Commercial RE	217,301	210,377	187,517	159,951	6,924	3.29
Commercial	15,262	15,986	14,627	15,766	(724)	(4.53)
Consumer & Other	100,918	103,994	80,914	49,561	(3,076)	(2.96)
<b>Loans, Net</b>	<b>523,975</b>	<b>509,301</b>	<b>416,774</b>	<b>326,242</b>	<b>14,674</b>	<b>2.88</b>



**LOAN PORTFOLIO QUALITY - Terrabank, National Association**  
(Dollars in Thousands)

As of:	12/31/24	12/31/23	12/31/22	12/31/21	\$ Change 12 MTHS	% Change 12 MTHS
--------	----------	----------	----------	----------	----------------------	---------------------

**ALLOWANCE FOR CREDIT LOSSES (LOANS):**

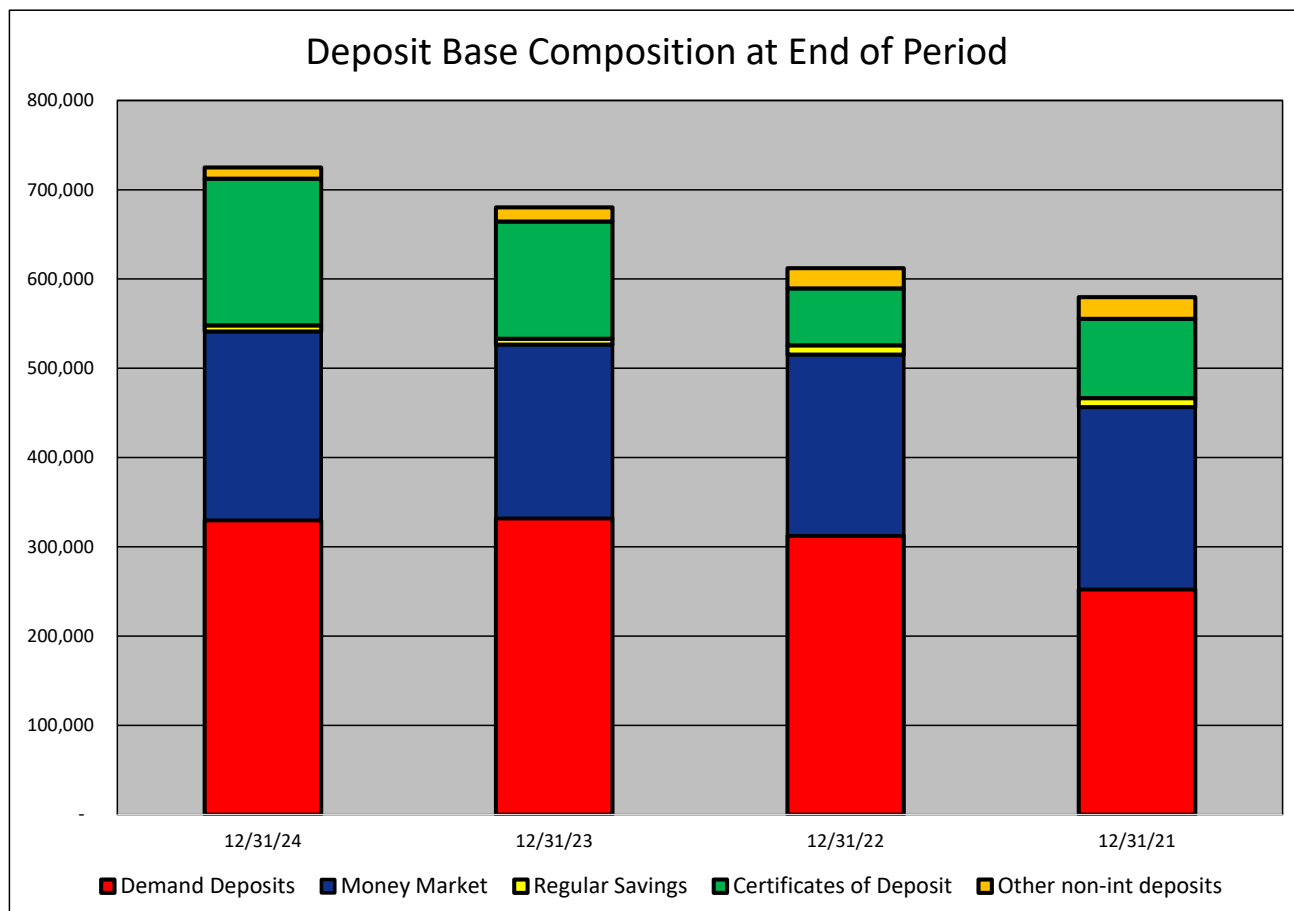
Beginning Balance	6,479	4,639	3,821	3,393	1,840	39.66
Total Recoveries	9	2	-	21	7	350.00
Total Charge-offs	20	33	2	99	(13)	(39.39)
Provision Expense	701	921	820	506	(220)	(23.89)
Writedown Transfer Loans HFS	-	-	-	-	-	NA
Adjustments	-	950	-	-	(950)	(100.00)
Ending Balance	7,169	6,479	4,639	3,821	690	10.65

**NON-PERFORMING ASSETS:**

Total-90+ Days Past Due	-	-	-	-	-	NA
Total-Nonaccrual	5,282	965	670	223	4,317	447.36
Foreclosed Real Estate	-	-	-	-	-	NA
Total Non-perf Assets	5,282	965	670	223	4,317	447.36

**DEPOSIT BASE COMPOSITION - Terrabank, National Association**  
(Dollars in Thousands)

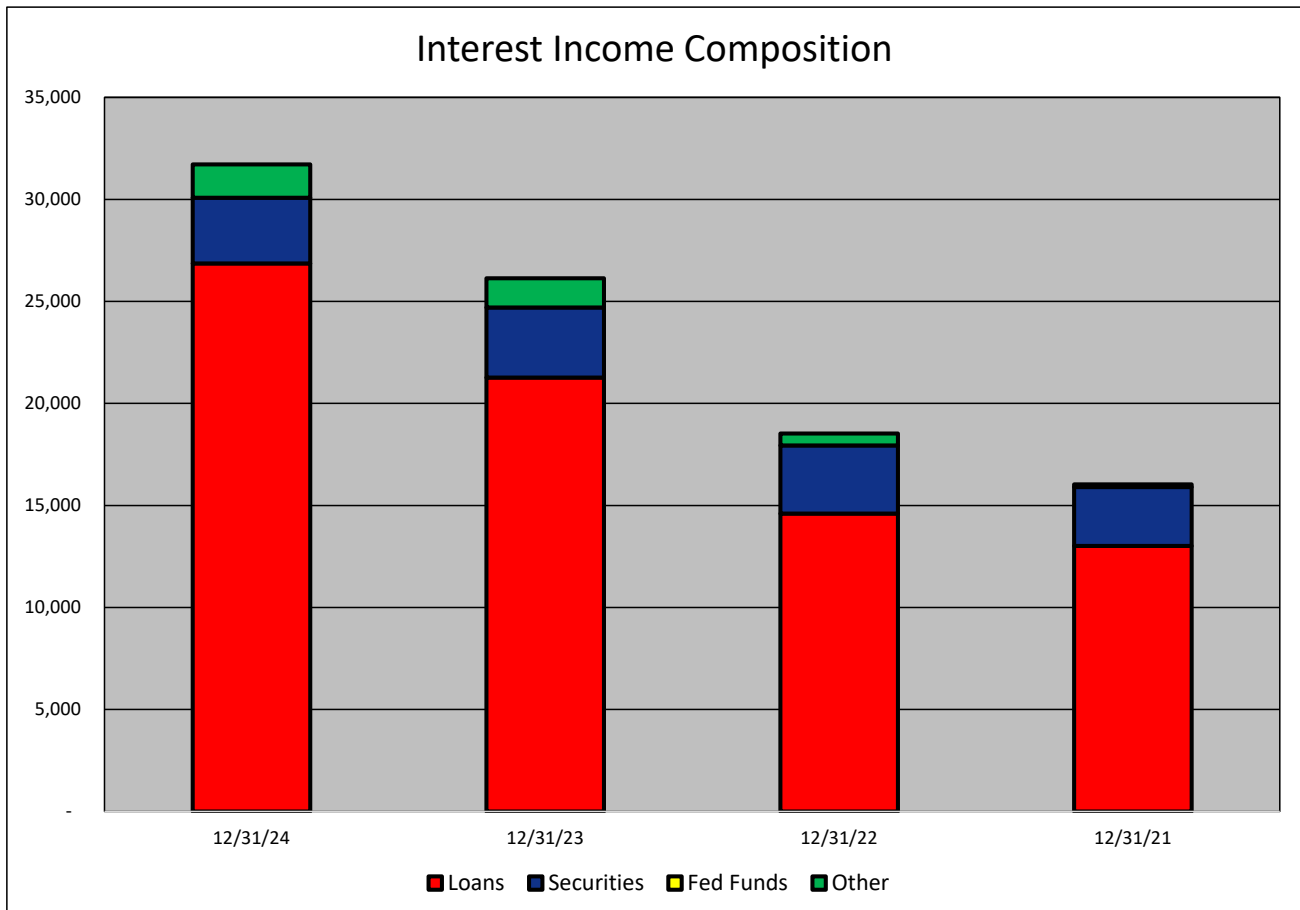
As of:	12/31/24	12/31/23	12/31/22	12/31/21	\$ Change 12 MTHS	% Change 12 MTHS
<b>DEPOSIT BASE CATEGORY:</b>						
Demand Deposits	329,797	331,945	312,247	252,387	(2,148)	(0.65)
Money Market	211,437	194,584	203,204	204,035	16,853	8.66
Regular Savings	6,726	6,533	10,328	10,032	193	2.95
Certificates of Deposit	164,343	131,401	63,663	89,066	32,942	25.07
Other non-int deposits	12,589	15,718	22,608	24,214	(3,129)	(19.91)
<b>Total Deposits</b>	<b>724,892</b>	<b>680,181</b>	<b>612,050</b>	<b>579,734</b>	<b>44,711</b>	<b>6.57</b>





**INTEREST INCOME COMPOSITION- Terrabank, National Association**  
(Dollars in Thousands)

As of:	12/31/24	12/31/23	12/31/22	12/31/21	\$ Change 12 MTHS	% Change 12 MTHS
<b>INTEREST INCOME CATEGORY</b>						
Loans	26,864	21,270	14,603	13,013	5,594	26.30
Securities	3,218	3,429	3,335	2,883	(211)	(6.15)
Fed Funds	-	-	-	-	-	NA
Other	1,629	1,430	592	136	199	13.92
<b>Total Int Income</b>	<b>31,711</b>	<b>26,129</b>	<b>18,530</b>	<b>16,032</b>	<b>5,582</b>	<b>21.36</b>

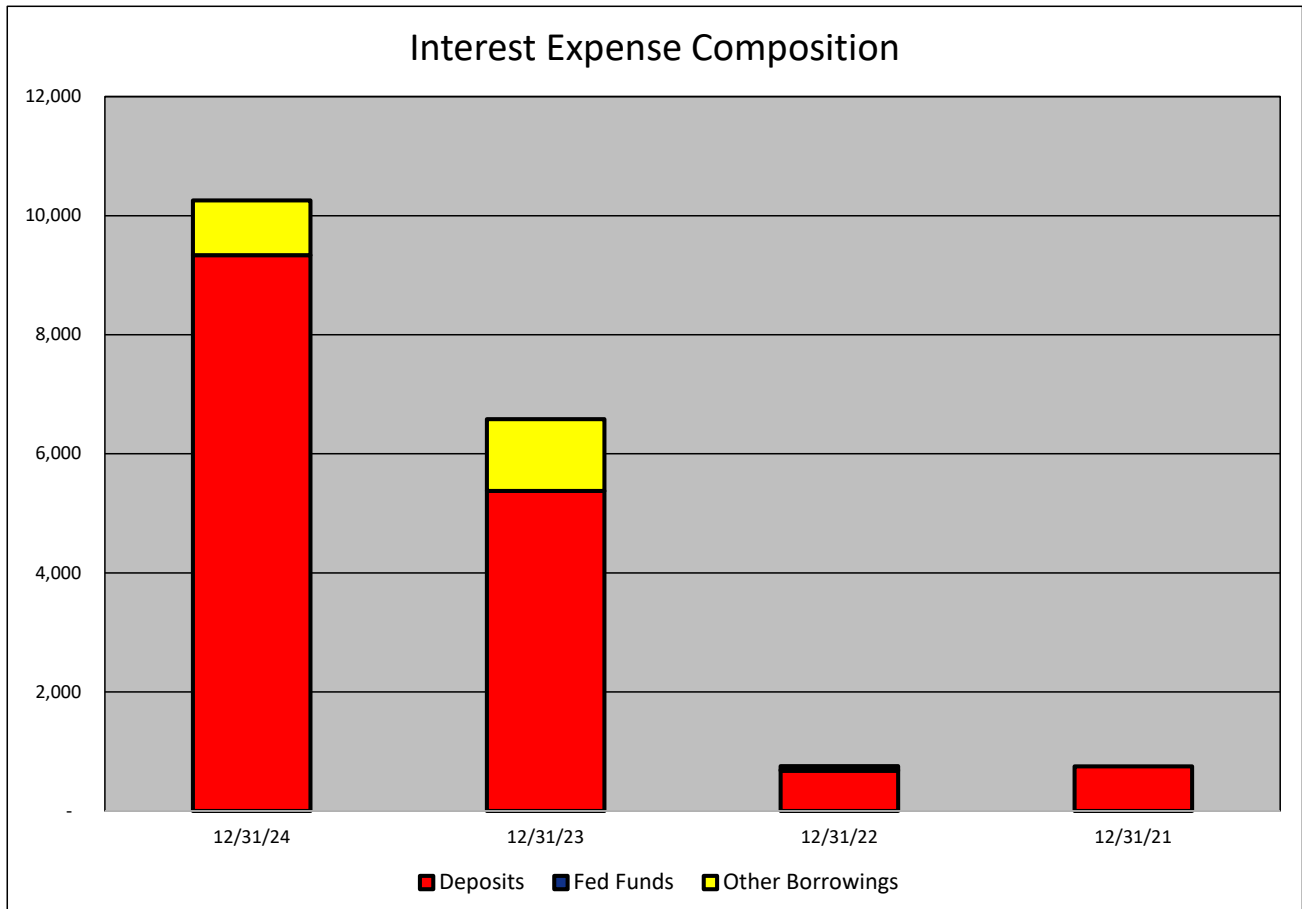


**INTEREST EXPENSE COMPOSITION- Terrabank, National Association**  
(Dollars in Thousands)

As of:	12/31/24	12/31/23	12/31/22	12/31/21	\$ Change 12 MTHS	% Change 12 MTHS
--------	----------	----------	----------	----------	----------------------	---------------------

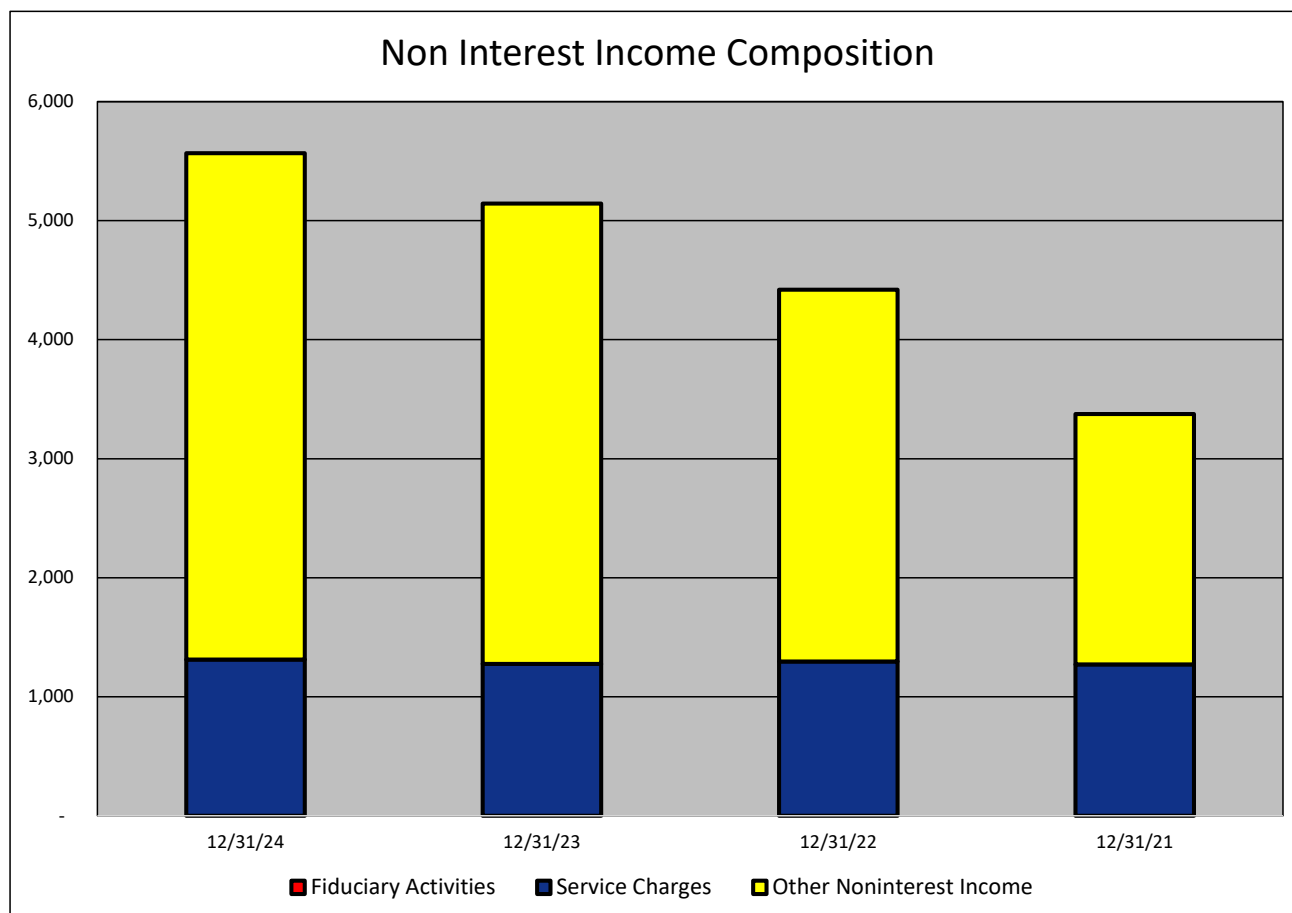
**INTEREST EXPENSE CATEGORY**

Deposits	9,336	5,377	677	748	3,959	73.63
Fed Funds	-	-	13	-	-	NA
Other Borrowings	919	1,206	63	-	(287)	(23.80)
<b>Total Int Expense</b>	<b>10,255</b>	<b>6,583</b>	<b>753</b>	<b>748</b>	<b>3,672</b>	<b>55.78</b>



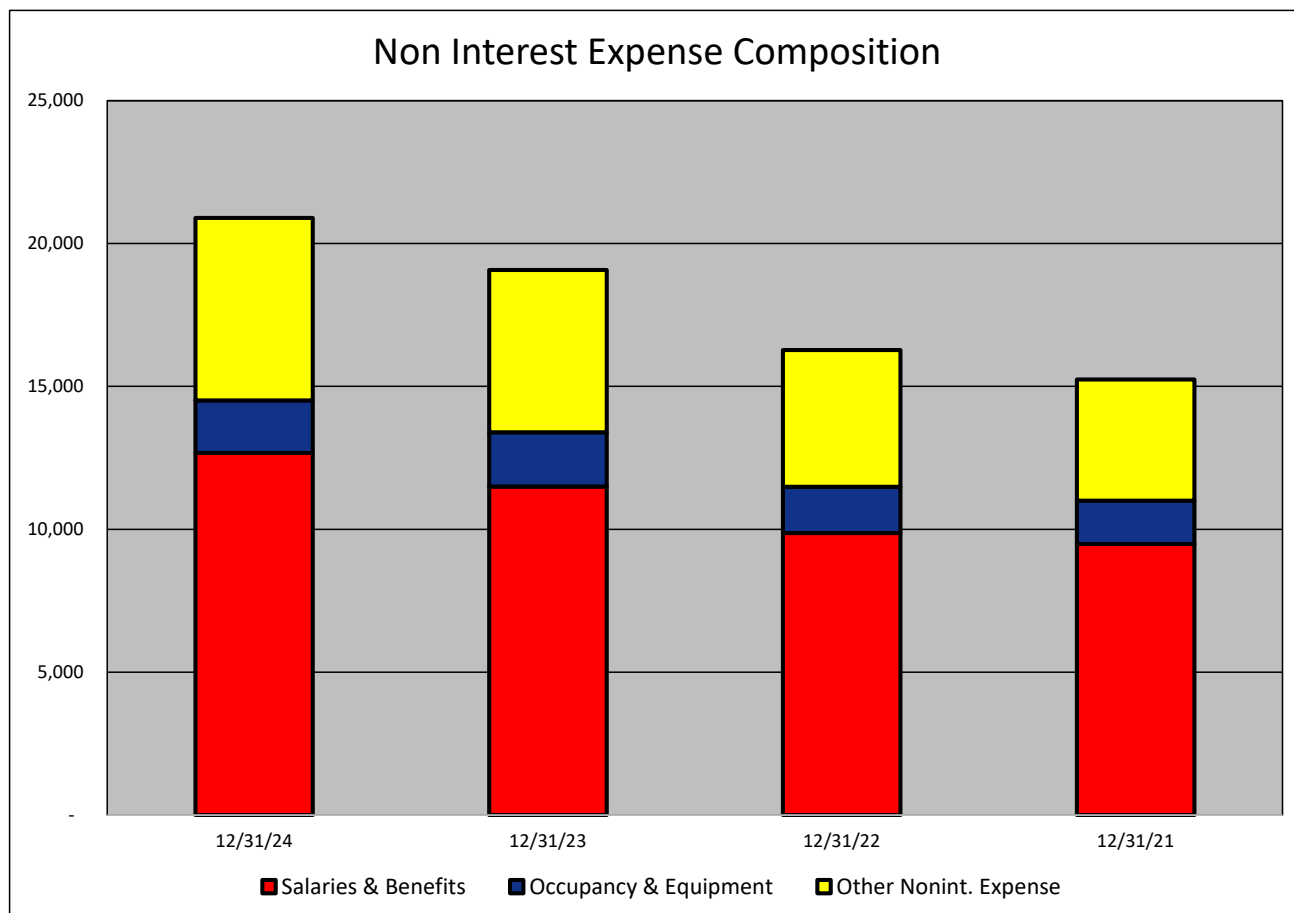
**NONINTEREST INCOME COMPOSITION- Terrabank, National Association**  
(Dollars in Thousands)

As of:	12/31/24	12/31/23	12/31/22	12/31/21	\$ Change 12 MTHS	% Change 12 MTHS
<b>NONINTEREST INCOME CATEGORY</b>						
Fiduciary Activities	-	-	-	-	-	NA
Service Charges	1,313	1,275	1,297	1,271	38	2.98
Other Noninterest Income	4,253	3,869	3,123	2,104	384	9.93
<b>Total Nonint. Income</b>	<b>5,566</b>	<b>5,144</b>	<b>4,420</b>	<b>3,375</b>	<b>422</b>	<b>8.20</b>



**NONINTEREST EXPENSE COMPOSITION- Terrabank, National Association**  
(Dollars in Thousands)

As of:	12/31/24	12/31/23	12/31/22	12/31/21	\$ Change 12 MTHS	% Change 12 MTHS
<b>NONINTEREST EXPENSE CATEGORY</b>						
Salaries & Benefits	12,674	11,499	9,871	9,489	1,175	10.22
Occupancy & Equipment	1,835	1,898	1,620	1,511	(63)	(3.32)
Other Nonint. Expense	6,390	5,675	4,782	4,246	715	12.60
<b>Total Nonint. Expense</b>	<b>20,899</b>	<b>19,072</b>	<b>16,273</b>	<b>15,246</b>	<b>1,827</b>	<b>9.58</b>



**PEER GROUP COMPARISONS REPORT**  
**South Florida Group**

BALANCE SHEET

Institution name	Total Assets \$'000		% Change in Assets
	This Year	Last Year	
Intercredit Bank, National Association	1,063,635	589,927	<b>80.30</b>
Bradesco Bank	5,404,455	4,288,111	<b>26.03</b>
International Finance Bank	1,263,209	1,049,917	<b>20.32</b>
Gulf Atlantic Bank	172,951	145,205	<b>19.11</b>
Grove Bank & Trust	1,232,853	1,051,986	<b>17.19</b>
Sunstate Bank	546,077	470,521	<b>16.06</b>
Banesco Usa	4,406,981	3,808,125	<b>15.73</b>
U. S. Century Bank	2,579,817	2,338,378	<b>10.33</b>
Pacific National Bank	1,302,619	1,216,080	<b>7.12</b>
Interamerican Bank, A Fsb	266,491	249,325	<b>6.88</b>
Ocean Bank	6,719,648	6,444,352	<b>4.27</b>
<b>Terrabank, National Association</b>	<b>788,111</b>	<b>761,979</b>	<b>3.43</b>
Amerant Bank, National Association	9,880,789	9,698,964	<b>1.87</b>
City National Bank Of Florida	26,506,696	26,139,361	<b>1.41</b>
Banco Do Brasil Americas	2,831,371	2,794,401	<b>1.32</b>
Bankunited, National Association	35,206,606	35,721,140	<b>(1.44)</b>
First State Bank Of The Florida Keys	1,145,382	1,176,887	<b>(2.68)</b>
Helm Bank Usa	1,010,203	1,057,089	<b>(4.44)</b>
Eastern National Bank	131,189	183,984	<b>(28.70)</b>

<b>Select Peer Average</b>	<b>5,392,583</b>	<b>5,220,302</b>	<b>10.22</b>
----------------------------	------------------	------------------	--------------

**PEER GROUP COMPARISONS REPORT**  
**South Florida Group**

BALANCE SHEET

Institution name	Total Loans \$000		% Change in Loans
	This Year	Last Year	
Grove Bank & Trust	695,750	506,334	<b>37.41</b>
Banco Do Brasil Americas	1,643,460	1,233,565	<b>33.23</b>
International Finance Bank	1,075,358	874,026	<b>23.04</b>
Gulf Atlantic Bank	132,897	109,581	<b>21.28</b>
Intercredit Bank, National Association	540,300	455,104	<b>18.72</b>
Bradesco Bank	3,706,848	3,203,477	<b>15.71</b>
Banesco Usa	3,315,851	2,881,396	<b>15.08</b>
Interamerican Bank, A Fsb	217,442	191,017	<b>13.83</b>
Helm Bank Usa	602,981	536,821	<b>12.32</b>
U. S. Century Bank	1,972,848	1,780,827	<b>10.78</b>
Ocean Bank	5,533,051	5,036,494	<b>9.86</b>
Sunstate Bank	301,430	279,941	<b>7.68</b>
Pacific National Bank	853,522	810,905	<b>5.26</b>
City National Bank Of Florida	18,384,358	17,556,717	<b>4.71</b>
<b>Terrabank, National Association</b>	<b>523,975</b>	<b>509,301</b>	<b>2.88</b>
Amerant Bank, National Association	7,267,279	7,264,912	<b>0.03</b>
First State Bank Of The Florida Keys	825,357	832,090	<b>(0.81)</b>
Bankunited, National Association	24,297,980	24,633,684	<b>(1.36)</b>
Eastern National Bank	94,454	111,682	<b>(15.43)</b>

<b>Select Peer Average</b>	<b>3,788,692</b>	<b>3,621,467</b>	<b>11.27</b>
----------------------------	------------------	------------------	--------------

**PEER GROUP COMPARISONS REPORT**  
*South Florida Group*

**CAPITAL RATIOS**  
For the year ended December 31, 2024

Institution name	Equity/ Assets	Leverage Ratio	Tier 1 Risk- based Ratio	Risk based Capital Ratio	Common Equity Tier 1 Capital Ratio
Interamerican Bank, A Fsb	13.56	<b>13.65</b>	18.79	20.05	18.79
Banesco Usa	11.82	<b>12.93</b>	0.00	0.00	0.00
Helm Bank Usa	8.83	<b>11.88</b>	30.35	31.62	30.35
Pacific National Bank	11.48	<b>11.47</b>	15.87	16.59	15.87
Sunstate Bank	12.29	<b>11.01</b>	14.62	15.37	14.62
Bradesco Bank	9.65	<b>10.99</b>	17.10	18.19	17.10
Banco Do Brasil Americas	10.30	<b>10.58</b>	24.49	25.75	24.49
City National Bank Of Florida	9.52	<b>10.57</b>	14.07	15.08	14.07
First State Bank Of The Florida Keys	9.14	<b>10.37</b>	15.91	17.16	15.91
Grove Bank & Trust	10.10	<b>10.25</b>	15.19	16.44	15.19
Ocean Bank	9.44	<b>9.83</b>	11.37	12.63	11.37
Intercredit Bank, National Association	7.72	<b>9.82</b>	15.62	16.87	15.62
Bankunited, National Association	9.18	<b>9.67</b>	13.70	14.59	13.70
Amerant Bank, National Association	9.42	<b>9.50</b>	11.73	12.84	11.73
U. S. Century Bank	8.15	<b>9.38</b>	12.10	13.34	12.10
International Finance Bank	8.87	<b>9.35</b>	11.27	12.52	11.27
<b>Terrabank, National Association</b>	<b>7.31</b>	<b>9.04</b>	<b>15.16</b>	<b>16.56</b>	<b>10.85</b>
Gulf Atlantic Bank	7.59	<b>8.44</b>	9.75	10.68	9.75
Eastern National Bank	8.49	<b>8.02</b>	11.95	13.20	11.95

<b>Select Peer Average</b>	9.62	10.36	14.69	15.76	14.46
----------------------------	------	-------	-------	-------	-------

**PEER GROUP COMPARISONS REPORT**  
*South Florida Group*

**BALANCE SHEET RATIOS**  
For the year ended December 31, 2024

Institution name	Loans/ Deposits	Gross Loans/ Assets	Securities/ Assets
Interamerican Bank, A Fsb	99.96	81.59	0.00
Ocean Bank	98.55	82.34	12.16
International Finance Bank	95.82	85.13	5.47
Banesco Usa	91.59	75.24	15.98
Amerant Bank, National Association	91.36	73.55	14.55
U. S. Century Bank	90.34	76.47	16.47
City National Bank Of Florida	88.13	69.36	24.36
Bankunited, National Association	86.25	69.02	25.85
Gulf Atlantic Bank	85.35	76.84	10.98
First State Bank Of The Florida Keys	83.20	72.06	25.17
Eastern National Bank	81.66	72.00	0.73
Pacific National Bank	80.26	65.52	20.68
Bradesco Bank	78.64	68.59	7.00
Grove Bank & Trust	73.03	56.43	27.50
Terrabank, National Association	72.28	66.48	25.97
Sunstate Bank	67.45	55.20	11.06
Helm Bank Usa	66.37	59.69	32.83
Banco Do Brasil Americas	65.04	58.04	32.48
Intercredit Bank, National Association	57.86	50.80	37.13

<b>Select Peer Average</b>	81.74	69.18	18.23
----------------------------	-------	-------	-------



**PEER GROUP COMPARISONS REPORT**  
*South Florida Group*

**PROFITABILITY RATIOS**  
**For the year ended December 31, 2024**

Institution name	Avg Total Assets (\$000)	Return on Avg Assets	Return on Avg Equity
Banco Do Brasil Americas	2,850,528	<b>1.65</b>	17.41
International Finance Bank	1,146,184	<b>1.38</b>	14.95
Pacific National Bank	1,259,877	<b>1.05</b>	9.25
U. S. Century Bank	2,535,669	<b>1.05</b>	13.34
Banesco Usa	4,174,191	<b>1.04</b>	8.94
Ocean Bank	6,506,371	<b>0.92</b>	9.71
Interamerican Bank, A Fsb	264,594	<b>0.82</b>	6.11
Bankunited, National Association	35,779,117	<b>0.77</b>	8.77
Bradesco Bank	4,389,314	<b>0.75</b>	6.54
Helm Bank Usa	1,095,668	<b>0.68</b>	8.53
First State Bank Of The Florida Keys	1,219,746	<b>0.60</b>	7.14
<b>Terrabank, National Association</b>	<b>810,754</b>	<b>0.51</b>	<b>7.81</b>
Sunstate Bank	521,103	<b>0.46</b>	3.67
Gulf Atlantic Bank	158,151	<b>0.41</b>	5.24
City National Bank Of Florida	26,905,791	<b>0.33</b>	3.61
Grove Bank & Trust	1,182,841	<b>0.18</b>	1.77
Amerant Bank, National Association	9,935,048	<b>(0.04)</b>	(0.44)
Intercredit Bank, National Association	683,815	<b>(1.27)</b>	(15.64)
Eastern National Bank	160,253	<b>(3.22)</b>	(37.69)

<b>Select Peer Average</b>	5,346,264	0.42	4.16
----------------------------	-----------	------	------

**PEER GROUP COMPARISONS REPORT**  
*South Florida Group*

**PROFITABILITY RATIOS**  
For the year ended December 31, 2024

Institution name	Noninterest Income/AA	Net Overhead Ratio	Efficiency Ratio	Assets (per million) per Employee
Banco Do Brasil Americas	0.45	1.41	<b>44.97</b>	10.64
U. S. Century Bank	0.52	1.25	<b>53.96</b>	12.96
Pacific National Bank	0.24	1.59	<b>54.73</b>	10.95
International Finance Bank	0.57	1.92	<b>55.65</b>	10.53
City National Bank Of Florida	0.41	0.95	<b>58.10</b>	27.24
Banesco Usa	0.60	1.47	<b>58.25</b>	12.31
Bankunited, National Association	0.26	1.47	<b>58.34</b>	21.12
Bradesco Bank	0.51	1.44	<b>65.10</b>	20.17
Ocean Bank	0.44	2.08	<b>66.75</b>	9.82
Amerant Bank, National Association	0.71	2.08	<b>68.53</b>	14.16
Helm Bank Usa	0.51	2.38	<b>68.62</b>	7.89
<b>Terrabank, National Association</b>	<b>0.69</b>	<b>1.89</b>	<b>77.32</b>	<b>6.68</b>
Interamerican Bank, A Fsb	0.28	3.29	<b>79.49</b>	3.60
Gulf Atlantic Bank	0.26	2.69	<b>79.93</b>	6.41
Sunstate Bank	0.53	2.42	<b>81.75</b>	7.19
First State Bank Of The Florida Keys	0.33	2.25	<b>82.76</b>	6.40
Grove Bank & Trust	0.85	1.84	<b>92.94</b>	10.81
Intercredit Bank, National Association	0.14	3.54	<b>160.75</b>	8.31
Eastern National Bank	0.33	6.80	<b>218.51</b>	2.39

<b>Select Peer Average</b>	0.45	2.25	80.34	11.03
----------------------------	------	------	-------	-------

**PEER GROUP COMPARISONS REPORT**  
*South Florida Group*

**ASSET QUALITY RATIOS**  
For the year ended December 31, 2024

Institution name	Allowance/ Loans	Nonperf Loans/ Total Loans	Nonperf Assets/ Total Assets	Adjusted Texas Ratio
Grove Bank & Trust	1.53	0.00	<b>0.00</b>	0.00
Gulf Atlantic Bank	1.06	0.00	<b>0.00</b>	0.00
Pacific National Bank	0.72	0.02	<b>0.02</b>	0.13
Sunstate Bank	1.00	0.04	<b>0.02</b>	0.19
Intercredit Bank, National Association	1.53	0.08	<b>0.04</b>	0.48
Ocean Bank	1.37	0.03	<b>0.04</b>	0.37
U. S. Century Bank	1.22	0.14	<b>0.10</b>	1.16
First State Bank Of The Florida Keys	1.13	0.17	<b>0.12</b>	1.21
Bradesco Bank	0.99	0.19	<b>0.13</b>	1.24
Banco Do Brasil Americas	1.36	0.40	<b>0.23</b>	2.16
Banesco Usa	1.13	0.37	<b>0.27</b>	2.17
International Finance Bank	1.25	0.31	<b>0.27</b>	2.70
City National Bank Of Florida	1.01	0.71	<b>0.55</b>	5.55
<b>Terrabank, National Association</b>	<b>1.37</b>	<b>1.01</b>	<b>0.67</b>	<b>8.16</b>
Helm Bank Usa	1.79	1.57	<b>0.94</b>	9.44
Interamerican Bank, A Fsb	2.17	1.19	<b>0.97</b>	6.34
Amerant Bank, National Association	1.17	1.43	<b>1.24</b>	12.17
Bankunited, National Association	0.92	1.96	<b>1.37</b>	8.39
Eastern National Bank	1.44	3.03	<b>2.18</b>	22.86

<b>Select Peer Average</b>	1.27	0.67	0.48	4.46
----------------------------	------	------	------	------

**PEER GROUP COMPARISONS REPORT**  
*South Florida Group*

**STATEMENT OF CONDITION (% OF ASSETS)**  
**For the year ended December 31, 2024**

Institution name	Cash & Nointerest bearing Deps	Interest- bearing Bal	Fed Funds Sold & Repos	Held to Maturity Secs	Available for Sale Secs
Eastern National Bank	<b>3.00</b>	21.72	0.00	0.00	0.73
Pacific National Bank	<b>1.22</b>	9.19	0.00	0.00	20.68
Helm Bank Usa	<b>1.02</b>	5.06	0.00	0.00	32.75
Grove Bank & Trust	<b>0.93</b>	11.15	0.00	19.98	7.23
Sunstate Bank	<b>0.79</b>	18.69	10.21	0.00	11.06
Terrabank, National Association	<b>0.77</b>	3.91	0.00	0.00	25.90
Amerant Bank, National Association	<b>0.64</b>	5.26	0.00	0.00	14.53
First State Bank Of The Florida Keys	<b>0.60</b>	0.36	0.00	9.07	16.09
Bradesco Bank	<b>0.56</b>	21.12	0.11	1.08	5.86
Ocean Bank	<b>0.53</b>	1.11	0.00	2.65	9.49
Gulf Atlantic Bank	<b>0.52</b>	4.86	0.00	1.07	9.91
City National Bank Of Florida	<b>0.46</b>	1.11	0.00	9.93	14.27
Interamerican Bank, A Fsb	<b>0.41</b>	16.42	0.00	0.00	0.00
Baneco Usa	<b>0.34</b>	4.38	0.00	4.16	11.68
Banco Do Brasil Americas	<b>0.27</b>	8.07	0.10	0.00	32.17
U. S. Century Bank	<b>0.27</b>	2.72	0.00	6.38	10.09
Intercredit Bank, National Association	<b>0.16</b>	10.06	0.00	0.00	37.13
International Finance Bank	<b>0.13</b>	9.09	0.00	0.16	5.14
Bankunited, National Association	<b>0.03</b>	1.36	0.00	0.00	25.85

<b>Select Peer Average</b>	0.67	8.19	0.55	2.87	15.29
----------------------------	------	------	------	------	-------

**PEER GROUP COMPARISONS REPORT**  
*South Florida Group*

**STATEMENT OF CONDITION (% OF ASSETS)**  
**For the year ended December 31, 2024**

Institution name	Net Loans & Leases	Premises & Fixed Assets	Total Real Estate Owned	Intangible Assets
International Finance Bank	<b>84.07</b>	0.29	0.00	0.05
Ocean Bank	<b>81.20</b>	1.22	0.01	0.02
Interamerican Bank, A Fsb	<b>79.82</b>	2.37	0.00	0.00
Gulf Atlantic Bank	<b>76.03</b>	3.98	0.00	0.00
U. S. Century Bank	<b>75.54</b>	0.50	0.00	0.00
Banesco Usa	<b>74.39</b>	0.69	0.00	0.00
Amerant Bank, National Association	<b>72.26</b>	1.33	0.18	0.23
First State Bank Of The Florida Keys	<b>71.24</b>	0.91	0.00	0.00
Eastern National Bank	<b>70.96</b>	2.50	0.00	0.00
City National Bank Of Florida	<b>68.55</b>	0.26	0.06	0.33
Bankunited, National Association	<b>68.38</b>	0.34	0.02	0.22
Bradesco Bank	<b>67.91</b>	0.83	0.00	0.00
<b>Terrabank, National Association</b>	<b>65.58</b>	<b>0.70</b>	<b>0.00</b>	<b>0.00</b>
Pacific National Bank	<b>65.05</b>	2.37	0.00	0.02
Helm Bank Usa	<b>58.62</b>	0.44	0.00	0.00
Banco Do Brasil Americas	<b>57.26</b>	0.21	0.00	0.37
Grove Bank & Trust	<b>55.57</b>	1.49	0.00	0.00
Sunstate Bank	<b>54.65</b>	1.09	0.00	1.50
Intercredit Bank, National Association	<b>50.02</b>	0.56	0.00	0.00

<b>Select Peer Average</b>	68.27	1.16	0.01	0.14
----------------------------	-------	------	------	------

**PEER GROUP COMPARISONS REPORT**  
*South Florida Group*

**STATEMENT OF CONDITION (% OF TOTAL FUNDING SOURCES)**  
**For the year ended December 31, 2024**

Institution name	Non Interest Bearing Deps	Interest Bearing Deps	Total Deps	Total Fed Funds & Repos	Other Borrowed Money
Terrabank, National Association	<b>57.75</b>	42.25	100.00	0.00	0.00
International Finance Bank	<b>45.40</b>	52.85	98.25	0.00	1.75
Helm Bank Usa	<b>43.43</b>	56.57	100.00	0.00	0.00
Banco Do Brasil Americas	<b>38.71</b>	61.23	99.94	0.00	0.06
Banesco Usa	<b>32.85</b>	61.30	94.15	0.00	5.85
Ocean Bank	<b>28.68</b>	65.38	94.05	0.00	5.95
Bankunited, National Association	<b>25.45</b>	65.05	90.51	0.00	9.49
U. S. Century Bank	<b>24.93</b>	68.13	93.05	0.00	6.95
Sunstate Bank	<b>23.48</b>	70.82	94.30	0.00	5.70
First State Bank Of The Florida Keys	<b>22.78</b>	73.47	96.25	1.45	2.29
Eastern National Bank	<b>21.82</b>	78.04	99.86	0.14	0.00
Grove Bank & Trust	<b>21.79</b>	65.35	87.15	1.42	11.43
Interamerican Bank, A Fsb	<b>21.32</b>	75.04	96.36	0.00	3.64
City National Bank Of Florida	<b>18.97</b>	69.30	88.27	0.16	11.58
Gulf Atlantic Bank	<b>18.31</b>	81.69	100.00	0.00	0.00
Bradesco Bank	<b>17.88</b>	80.32	98.20	0.00	1.80
Amerant Bank, National Association	<b>17.34</b>	74.10	91.44	0.00	8.56
Pacific National Bank	<b>16.31</b>	77.52	93.82	0.00	6.18
Intercredit Bank, National Association	<b>7.33</b>	88.37	95.70	0.00	4.30

<b>Select Peer Average</b>	26.55	68.78	95.33	0.17	4.50
----------------------------	-------	-------	-------	------	------

**PEER GROUP COMPARISONS REPORT**  
*South Florida Group*

**YIELDS, COSTS & SPREADS - ASSET YIELDS**  
For the year ended December 31, 2024

Institution name	Yield on Earning Assets	Cost of Funds	Net Interest Margin	Avg Earning Assets/AA
Interamerican Bank, A Fsb	6.03	2.80	<b>4.22</b>	99.71
International Finance Bank	5.58	3.22	<b>3.94</b>	99.18
Helm Bank Usa	4.92	2.06	<b>3.93</b>	93.09
Gulf Atlantic Bank	6.75	3.75	<b>3.74</b>	91.76
Banco Do Brasil Americas	5.45	3.39	<b>3.73</b>	98.65
Amerant Bank, National Association	6.42	3.60	<b>3.61</b>	93.37
Ocean Bank	5.92	3.89	<b>3.46</b>	96.29
Pacific National Bank	6.28	4.08	<b>3.26</b>	95.40
Sunstate Bank	6.03	4.27	<b>3.24</b>	95.12
Eastern National Bank	5.65	3.44	<b>3.09</b>	94.83
Banesco Usa	5.78	4.45	<b>3.08</b>	96.10
U. S. Century Bank	5.41	3.72	<b>2.88</b>	95.73
First State Bank Of The Florida Keys	4.76	2.96	<b>2.81</b>	98.93
Bankunited, National Association	5.57	3.35	<b>2.75</b>	96.59
<b>Terrabank, National Association</b>	<b>4.03</b>	<b>2.46</b>	<b>2.73</b>	<b>97.09</b>
Bradesco Bank	6.03	4.40	<b>2.59</b>	95.64
Intercredit Bank, National Association	5.50	4.32	<b>2.15</b>	100.00
Grove Bank & Trust	4.48	3.50	<b>2.08</b>	97.08
City National Bank Of Florida	5.00	3.18	<b>2.01</b>	95.82
<b>Select Peer Average</b>	<b>5.56</b>	<b>3.52</b>	<b>2.75</b>	<b>96.34</b>