

Southstate Bank, National Association

Winter Haven, FL

Established

2/21/1992

Florida Bank and Thrift Performance Report

Table of Contents

Title	Page
PEER GROUP POSITION	1
EXECUTIVE SUMMARY	2
SELECTED FINANCIAL DATA	3
SECURITIES COMPOSITION	4
LOAN PORTFOLIO COMPOSITION	5
LOAN PORTFOLIO QUALITY	6
DEPOSIT BASE COMPOSITION	7
INTEREST INCOME COMPOSITION	8
INTEREST EXPENSE COMPOSITION	9
NONINTEREST INCOME COMPOSITION	10
NONINTEREST EXPENSE COMPOSITION	11
PEER GROUP COMPARISONS REPORT	12-22

FLORIDA BANKING TEAM

Ted Hacker, Steve Kania, Robert Brink, David Ajvazi, Erica Hines, Sacha Widmaier, Anthony Hagbartsen, Madeline Bogumil, Phillip Berdeguer, Andrew Joyce, Mai Tran, Meranda Joseph, Patricia Romero, Vanessa Hossler, Adam McCord, Allyson Wiitala, Jacob Ingram, Rachel Jean, Brendan Yosko, Martha Zubia, Stephanie Flores, Joshua Koelsch, Krishna Reddy, Jacob Frantzen, Sander Maldonado, Brian Katz, Nicholas Singh

Information contained herein was obtained from FIS is believed to be reliable however, accuracy is not guaranteed and all peer and state averages are simple averages.

PEER GROUP POSITION
For the
Central Florida Group

For the year ended December 31, 2024

Institution name	Total Assets (\$'000's)
Southstate Bank, National Association	46,369,727
Citizens First Bank	3,987,481
Crews Bank & Trust	2,185,236
Cogent Bank	1,973,429
Citizens Bank And Trust	1,348,118
Bank Of Central Florida	1,153,440
Axiom Bank, National Association	870,746
United Southern Bank	852,633
Winter Park National Bank	839,888
Mainstreet Community Bank Of Florida	832,236
First Bank	739,517
Heartland National Bank	734,080
Sunrise Bank	579,762
The First National Bank Of Mount Dora	351,370
First Colony Bank Of Florida	307,755
Surety Bank	192,505
Commerce Bank & Trust	171,950
First National Bank Of Wauchula	88,033

Institution name	Return on Avg Assets (%)
Surety Bank	2.60
First Colony Bank Of Florida	1.72
Crews Bank & Trust	1.68
Heartland National Bank	1.63
Cogent Bank	1.34
First Bank	1.26
Southstate Bank, National Association	1.22
Bank Of Central Florida	1.11
Winter Park National Bank	1.02
Sunrise Bank	1.01
Citizens First Bank	1.00
First National Bank Of Wauchula	0.98
United Southern Bank	0.85
The First National Bank Of Mount Dora	0.72
Mainstreet Community Bank Of Florida	0.66
Citizens Bank And Trust	0.64
Commerce Bank & Trust	0.64
Axiom Bank, National Association	0.32

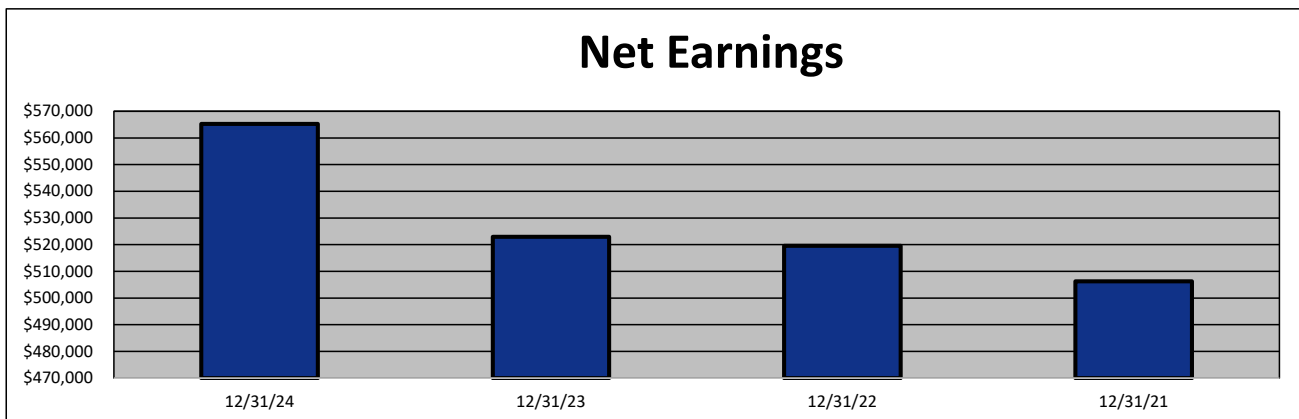
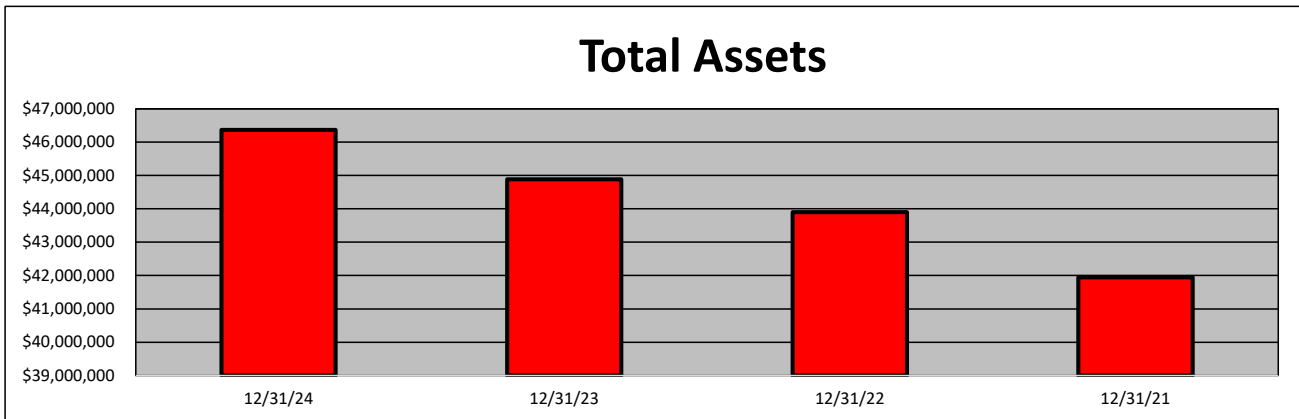
EXECUTIVE SUMMARY - SouthState Bank, National Association
(Percentage)

Period Ending	12/31/24	12/31/23	12/31/22	12/31/21	State Avg.	Peer Avg.
CAPITAL RATIOS						
Equity/Assets	13.29	12.92	12.21	12.00	10.71	8.21
Leverage Ratio	10.64	10.03	9.39	8.65	11.67	9.70
Tier 1 Cap/Risk Based Assets	13.38	12.52	11.80	12.62	15.53	10.37
Risk Based Ratio	14.64	13.75	12.69	13.22	16.34	11.12
Common Equity Tier 1 Capital Ratio	13.38	12.52	11.80	12.62	15.48	10.37
BALANCE SHEET RATIOS:						
Loan/Deposit Ratio	89.55	87.29	82.88	68.64	74.93	65.44
Loans/Assets	73.72	72.27	68.81	57.51	63.48	58.27
Securities/Assets	14.18	16.20	18.25	16.72	19.42	26.42
PROFITABILITY:						
Return on Avg Assets	1.22	1.15	1.15	1.27	(0.10)	1.13
Return on Avg Equity	9.47	9.42	9.83	10.28	9.28	16.11
Nonint Income/Avg Assets	0.71	0.70	0.75	0.96	0.79	0.77
Net Overhead Ratio	1.47	1.52	1.35	1.43	2.99	1.76
Efficiency Ratio	57.00	56.15	55.67	66.32	70.68	62.66
Assets (per million) per Employee	9.09	8.66	8.73	8.33	10.47	9.30
ASSET QUALITY:						
Allowance/Loans	1.36	1.41	1.18	1.25	1.25	1.47
Nonperforming Loans/Total Loans	0.62	0.56	0.36	0.33	0.52	0.44
Nonperforming Assets/Total Assets	0.46	0.41	0.25	0.20	0.36	0.27
Adjusted Texas Ratio	3.78	3.09	2.31	1.95	3.66	4.34
YIELDS & COSTS:						
Yield on earning assets	5.06	4.72	3.43	3.00	5.44	5.13
Cost of funds	2.46	1.77	0.16	0.14	3.04	2.69
Net interest margin	3.40	3.58	3.33	2.91	2.91	3.34
Avg Earning Assets/Avg Assets	91.09	90.39	90.16	90.62	95.35	95.09

SELECTED FINANCIAL DATA - SouthState Bank, National Association
(Dollars in Thousands)

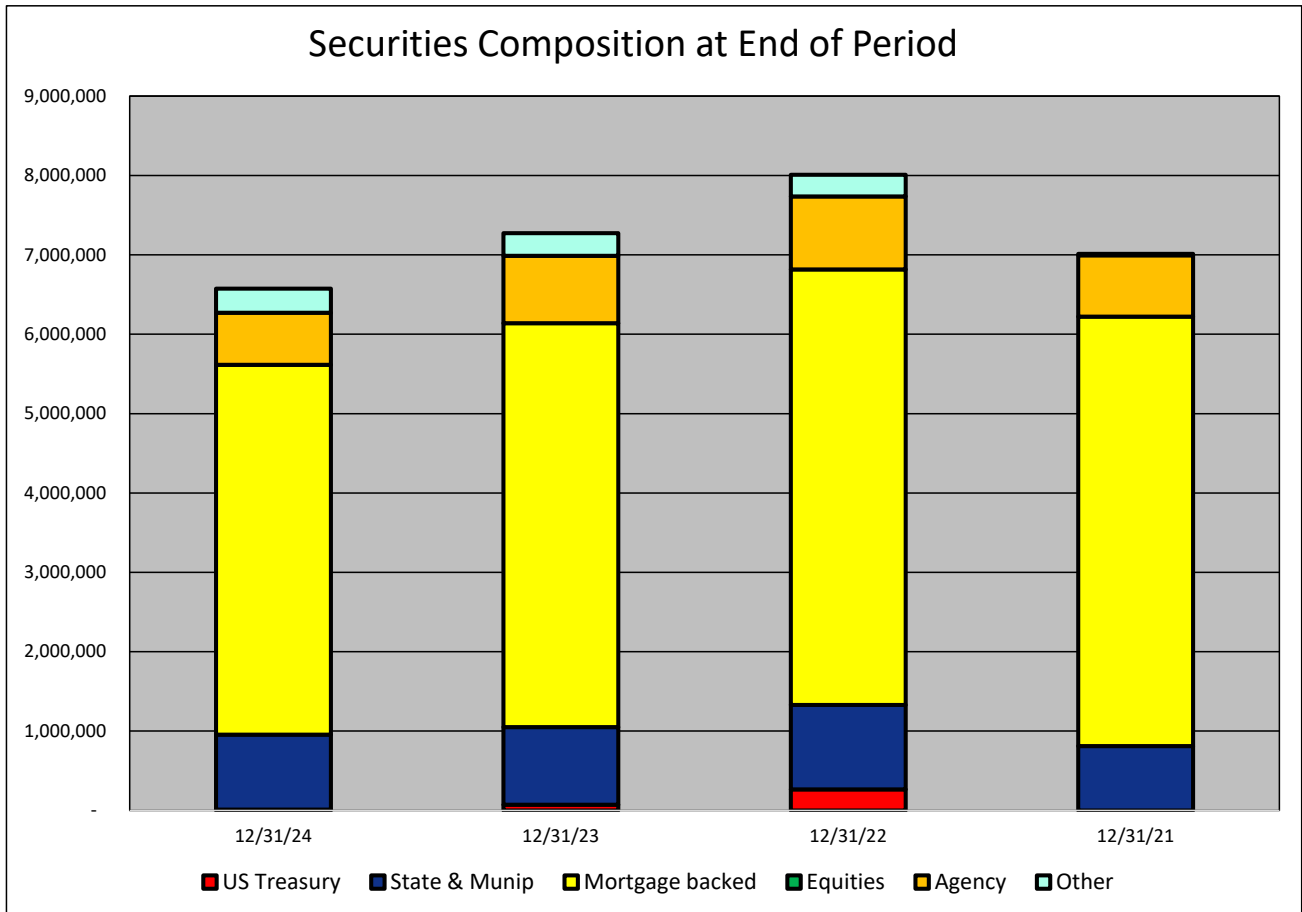
As of:	12/31/24	12/31/23	12/31/22	12/31/21	\$ Change 12 MTHS	% Change 12 MTHS
Total Assets	46,369,727	44,886,855	43,900,126	41,943,825	1,482,872	3.30
Cash and Equivalents	1,392,067	998,626	1,312,312	6,842,897	393,441	39.40
Securities	6,575,263	7,271,828	8,010,063	7,013,379	(696,565)	(9.58)
Loans, net	34,182,353	32,439,377	30,206,830	24,119,889	1,742,976	5.37
Deposit Accounts	38,171,079	37,163,969	36,446,864	35,140,717	1,007,110	2.71
Fed Funds & Repos	514,912	489,184	556,417	781,239	25,728	5.26
Total Equity	6,161,046	5,798,377	5,360,866	5,032,364	362,669	6.25

Period Ending	12/31/24	12/31/23	12/31/22	12/31/21	\$ Change 12 MTHS	% Change 12 MTHS
Net Earnings	565,300	522,959	519,611	506,296	42,341	8.10
Interest Income	2,141,102	1,944,158	1,396,901	1,084,734	196,944	10.13
Interest Expense	702,034	468,182	42,060	34,371	233,852	49.95
Net Interest Income	1,439,068	1,475,976	1,354,841	1,050,363	(36,908)	(2.50)
Prov for Credit Losses	26,951	124,995	45,150	(152,386)	(98,044)	(78.44)
Noninterest income	331,788	317,792	338,312	384,024	13,996	4.40
Gain on Sale of Securities	(50)	40	29	107	(90)	(225.00)
Noninterest Expense	1,015,045	1,012,049	947,892	955,673	2,996	0.30
Net Operating Income	728,860	656,724	700,111	631,100	72,136	10.98
Income Taxes	174,486	144,718	143,824	137,781	29,768	20.57



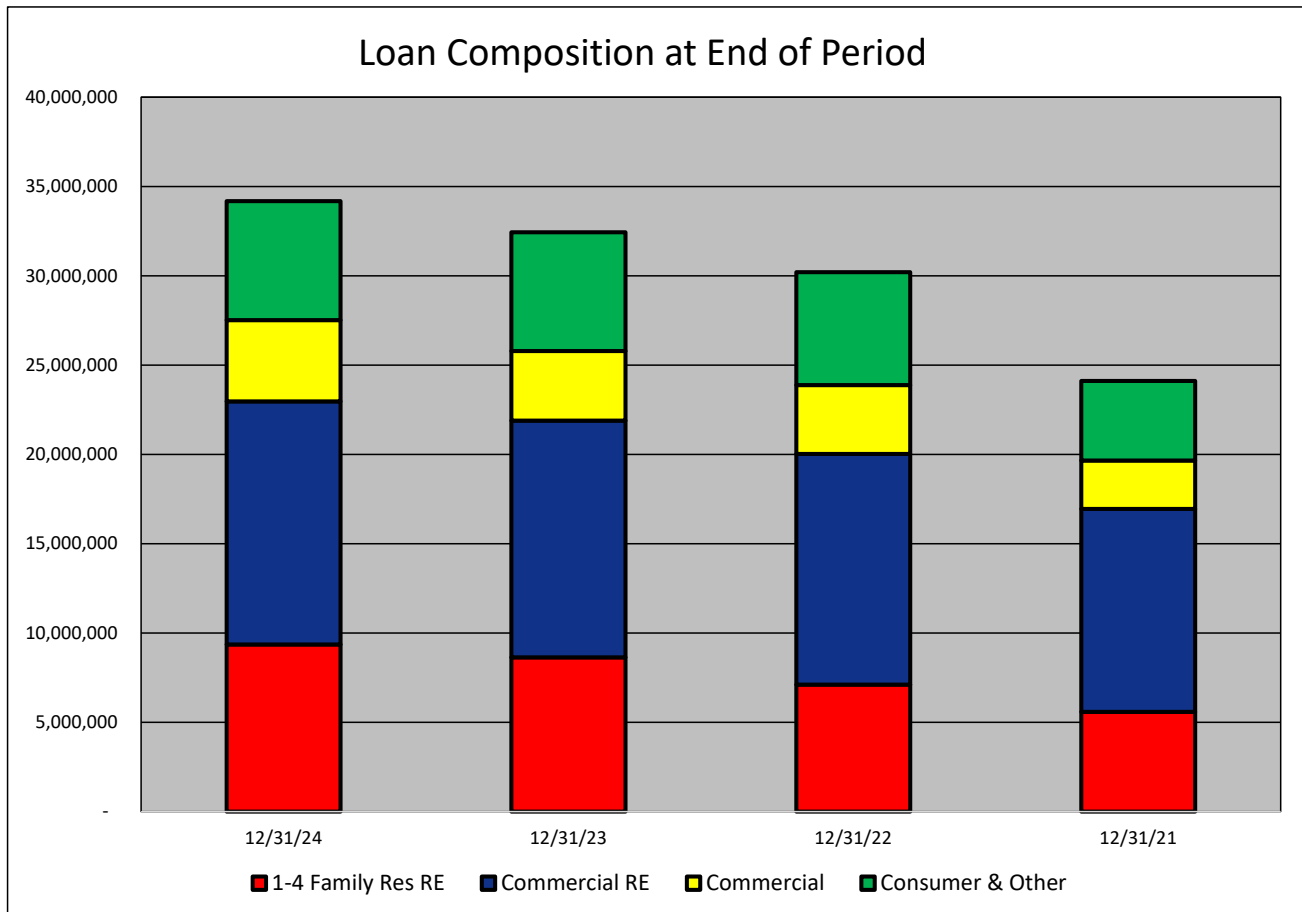
SECURITIES COMPOSITION - SouthState Bank, National Association
(Dollars in Thousands)

As of:	12/31/24	12/31/23	12/31/22	12/31/21	\$ Change 12 MTHS	% Change 12 MTHS
SECURITIES CATEGORY:						
US Treasury	10,656	73,890	265,638	-	(63,234)	(85.58)
State & Munip	945,723	977,462	1,064,852	812,689	(31,739)	(3.25)
Mortgage backed	4,657,173	5,088,904	5,486,159	5,408,674	(431,731)	(8.48)
Equities	-	-	-	-	-	NA
Agency	657,598	846,792	918,247	773,282	(189,194)	(22.34)
Other	304,113	284,780	275,167	18,734	19,333	6.79
Total Securities	6,575,263	7,271,828	8,010,063	7,013,379	(696,565)	(9.58)



LOAN PORTFOLIO COMPOSITION - SouthState Bank, National Association
(Dollars in Thousands)

As of:	12/31/24	12/31/23	12/31/22	12/31/21	\$ Change 12 MTHS	% Change 12 MTHS
LOAN CATEGORY:						
1-4 Family Res RE	9,357,731	8,630,793	7,106,670	5,583,811	726,938	8.42
Commercial RE	13,605,282	13,255,182	12,918,122	11,370,290	350,100	2.64
Commercial	4,557,187	3,898,080	3,859,392	2,701,172	659,107	16.91
Consumer & Other	6,662,153	6,655,322	6,322,646	4,464,616	6,831	0.10
Loans, Net	34,182,353	32,439,377	30,206,830	24,119,889	1,742,976	5.37



LOAN PORTFOLIO QUALITY - SouthState Bank, National Association
(Dollars in Thousands)

As of:	12/31/24	12/31/23	12/31/22	12/31/21	\$ Change 12 MTHS	% Change 12 MTHS
--------	----------	----------	----------	----------	----------------------	---------------------

ALLOWANCE FOR CREDIT LOSSES (LOANS):

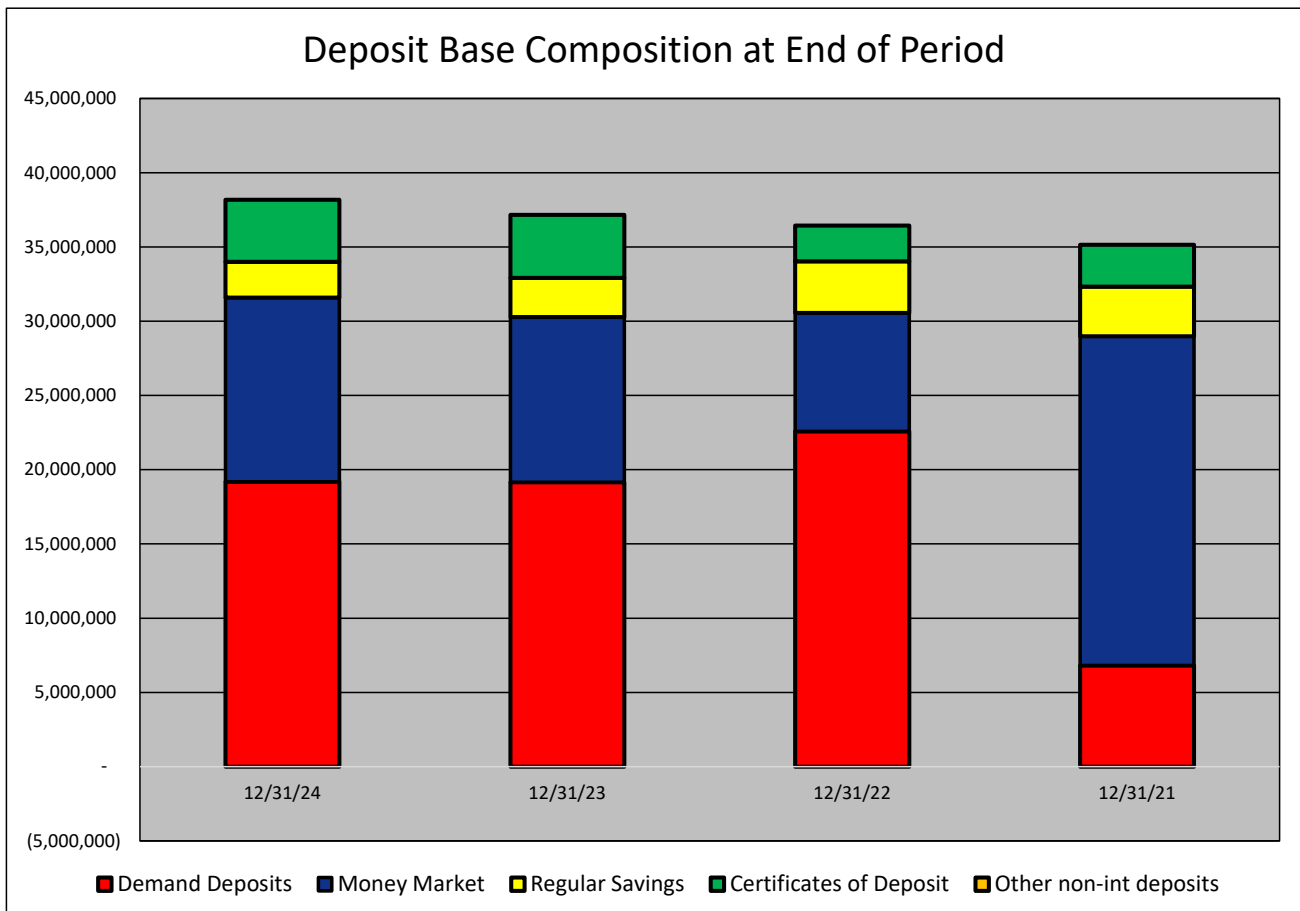
Beginning Balance	456,573	356,444	301,807	457,307	100,129	28.09
Total Recoveries	16,826	15,782	19,175	13,786	1,044	6.62
Total Charge-offs	35,070	40,648	23,446	16,900	(5,578)	(13.72)
Provision Expense	26,951	124,995	45,150	(152,386)	(98,044)	(78.44)
Writedown Transfer Loans HFS	-	-	-	-	-	NA
Adjustments	-	-	13,758	-	-	NA
Ending Balance	<u>465,280</u>	<u>456,573</u>	<u>356,444</u>	<u>301,807</u>	<u>8,707</u>	<u>1.91</u>

NON-PERFORMING ASSETS:

Total-90+ Days Past Due	3,293	12,479	4,350	4,863	(9,186)	(73.61)
Total-Nonaccrual	207,296	170,222	104,225	75,418	37,074	21.78
Foreclosed Real Estate	2,154	837	1,023	2,736	1,317	157.35
Total Non-perf Assets	<u>212,743</u>	<u>183,538</u>	<u>109,598</u>	<u>83,017</u>	<u>29,205</u>	<u>15.91</u>

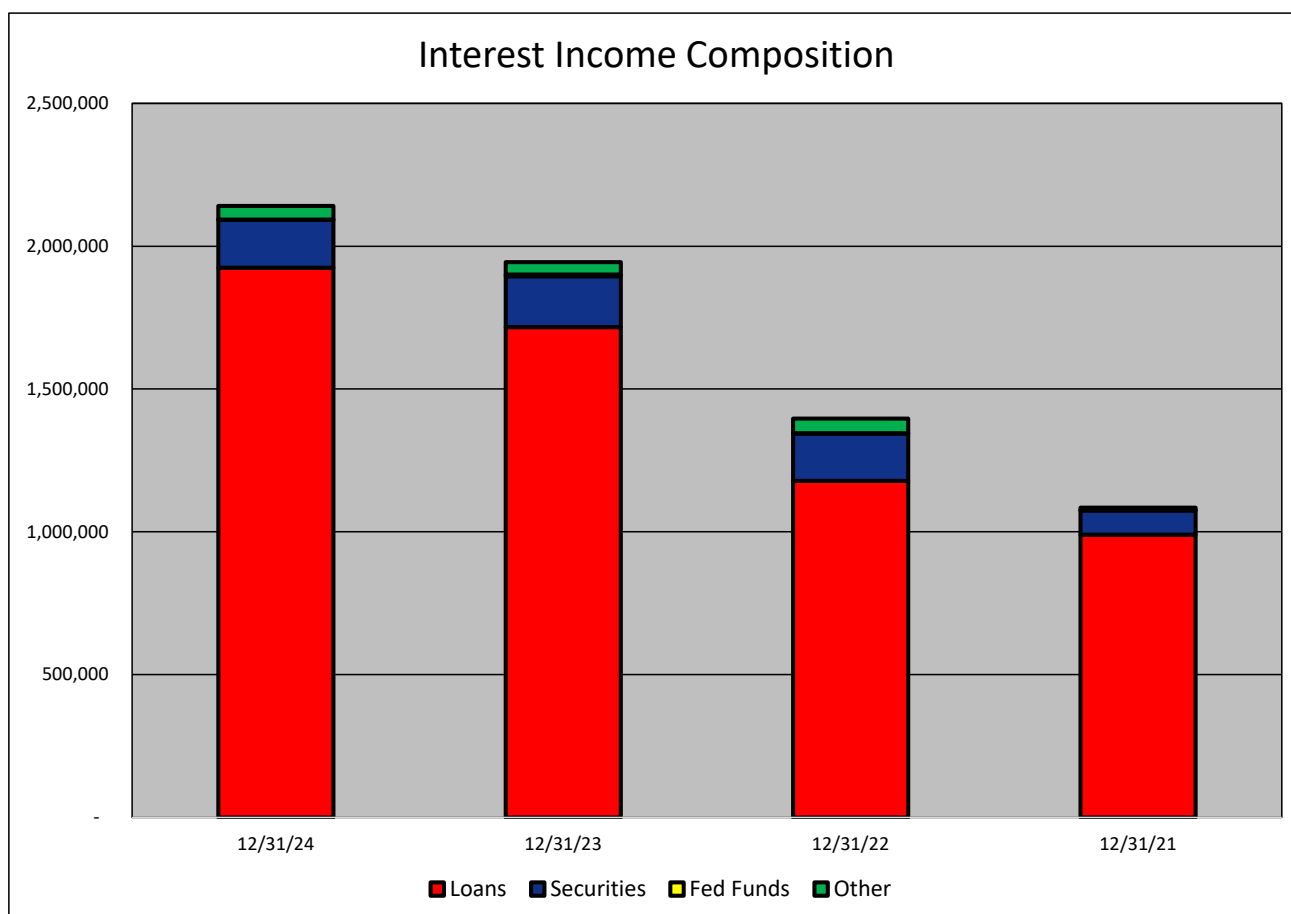
DEPOSIT BASE COMPOSITION - SouthState Bank, National Association
(Dollars in Thousands)

As of:	12/31/24	12/31/23	12/31/22	12/31/21	\$ Change 12 MTHS	% Change 12 MTHS
DEPOSIT BASE CATEGORY:						
Demand Deposits	19,191,074	19,149,797	22,576,914	6,817,822	41,277	0.22
Money Market	12,400,111	11,132,007	7,985,613	22,162,273	1,268,104	11.39
Regular Savings	2,414,172	2,632,212	3,464,351	3,350,547	(218,040)	(8.28)
Certificates of Deposit	4,165,722	4,249,953	2,419,987	2,810,076	(84,231)	(1.98)
Other non-int deposits	-	-	(1)	(1)	-	NA
Total Deposits	38,171,079	37,163,969	36,446,864	35,140,717	1,007,110	2.71



INTEREST INCOME COMPOSITION- SouthState Bank, National Association
(Dollars in Thousands)

As of:	12/31/24	12/31/23	12/31/22	12/31/21	\$ Change 12 MTHS	% Change 12 MTHS
INTEREST INCOME CATEGORY						
Loans	1,924,667	1,716,406	1,178,026	990,518	208,261	12.13
Securities	168,090	178,532	166,531	85,059	(10,442)	(5.85)
Fed Funds	200	5,749	604	33	(5,549)	(96.52)
Other	48,145	43,471	51,740	9,124	4,674	10.75
Total Int Income	2,141,102	1,944,158	1,396,901	1,084,734	196,944	10.13

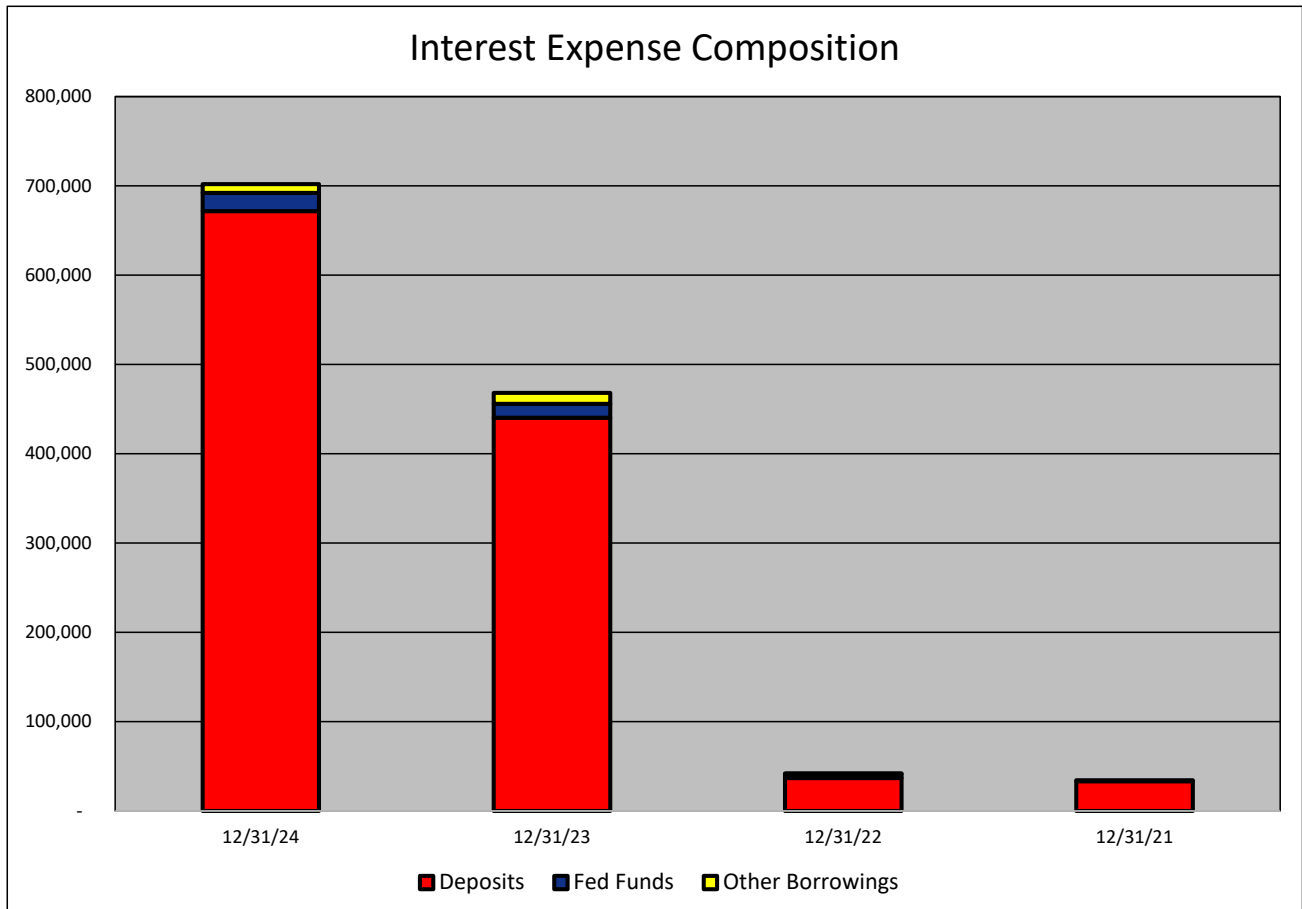


INTEREST EXPENSE COMPOSITION- SouthState Bank, National Association
(Dollars in Thousands)

As of:	12/31/24	12/31/23	12/31/22	12/31/21	\$ Change 12 MTHS	% Change 12 MTHS
--------	----------	----------	----------	----------	----------------------	---------------------

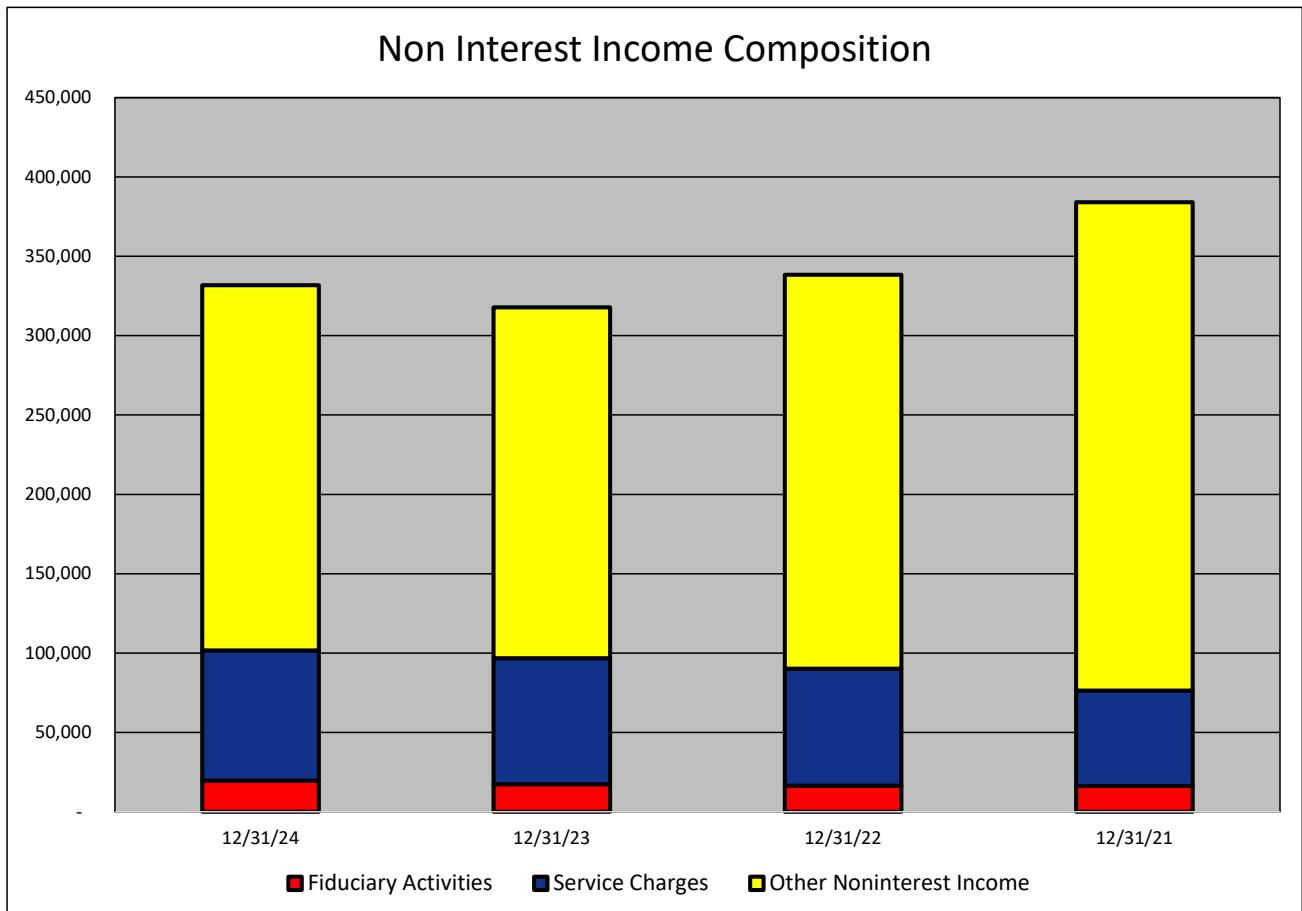
INTEREST EXPENSE CATEGORY

Deposits	671,825	440,257	36,984	33,182	231,568	52.60
Fed Funds	20,268	15,590	4,503	1,189	4,678	30.01
Other Borrowings	9,941	12,335	573	-	(2,394)	(19.41)
Total Int Expense	702,034	468,182	42,060	34,371	233,852	49.95



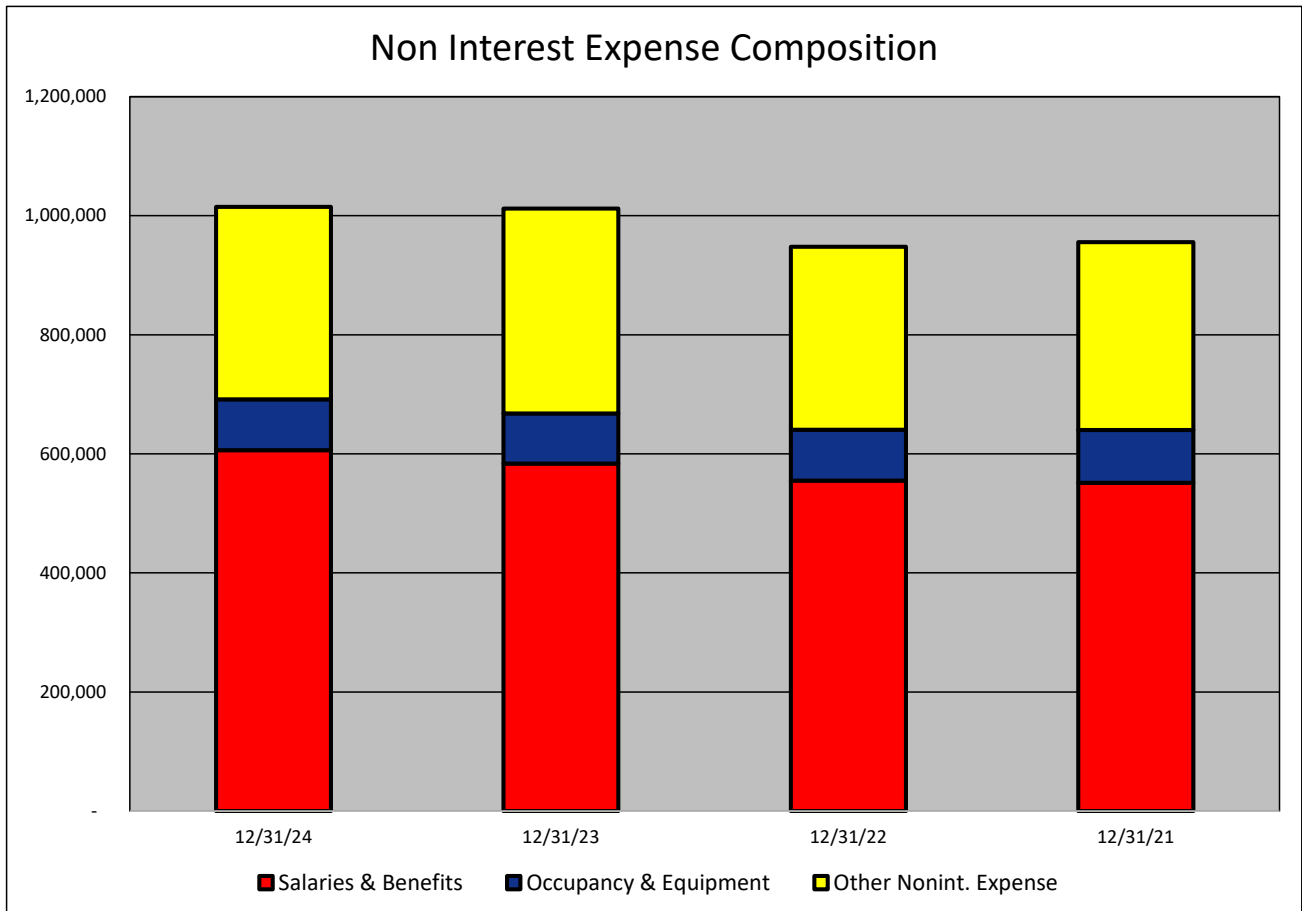
NONINTEREST INCOME COMPOSITION- SouthState Bank, National Association
(Dollars in Thousands)

As of:	12/31/24	12/31/23	12/31/22	12/31/21	\$ Change 12 MTHS	% Change 12 MTHS
NONINTEREST INCOME CATEGORY						
Fiduciary Activities	19,632	17,274	16,485	16,195	2,358	13.65
Service Charges	82,106	79,442	73,700	60,129	2,664	3.35
Other Noninterest Income	230,050	221,076	248,127	307,700	8,974	4.06
Total Nonint. Income	331,788	317,792	338,312	384,024	13,996	4.40



NONINTEREST EXPENSE COMPOSITION- SouthState Bank, National Association
(Dollars in Thousands)

As of:	12/31/24	12/31/23	12/31/22	12/31/21	\$ Change 12 MTHS	% Change 12 MTHS
NONINTEREST EXPENSE CATEGORY						
Salaries & Benefits	606,011	583,641	554,966	551,479	22,370	3.83
Occupancy & Equipment	85,524	84,389	85,518	88,767	1,135	1.34
Other Nonint. Expense	323,510	344,019	307,408	315,427	(20509)	(5.96)
Total Nonint. Expense	1,015,045	1,012,049	947,892	955,673	2996	0.30



PEER GROUP COMPARISONS REPORT
Central Florida Group

BALANCE SHEET

Institution name	Total Assets \$000		% Change in Assets
	This Year	Last Year	
Sunrise Bank	579,762	494,572	17.22
Cogent Bank	1,973,429	1,762,087	11.99
Winter Park National Bank	839,888	770,425	9.02
First Colony Bank Of Florida	307,755	282,827	8.81
Mainstreet Community Bank Of Florida	832,236	774,020	7.52
Citizens First Bank	3,987,481	3,726,803	6.99
First Bank	739,517	704,456	4.98
Axiom Bank, National Association	870,746	837,042	4.03
Bank Of Central Florida	1,153,440	1,109,820	3.93
Southstate Bank, National Association	46,369,727	44,886,855	3.30
Heartland National Bank	734,080	712,901	2.97
Commerce Bank & Trust	171,950	167,183	2.85
Crews Bank & Trust	2,185,236	2,127,636	2.71
Citizens Bank And Trust	1,348,118	1,330,358	1.33
First National Bank Of Wauchula	88,033	90,878	(3.13)
The First National Bank Of Mount Dora	351,370	373,192	(5.85)
United Southern Bank	852,633	907,269	(6.02)
Surety Bank	192,505	206,218	(6.65)

Select Peer Average	3,532,106	3,403,586	3.67
----------------------------	-----------	-----------	------

PEER GROUP COMPARISONS REPORT
Central Florida Group

BALANCE SHEET

Institution name	Total Loans \$000		% Change in Loans
	This Year	Last Year	
Mainstreet Community Bank Of Florida	598,059	504,970	18.43
Sunrise Bank	460,722	396,477	16.20
Cogent Bank	1,552,863	1,421,338	9.25
Citizens Bank And Trust	784,055	720,113	8.88
United Southern Bank	401,638	372,049	7.95
Commerce Bank & Trust	124,105	115,241	7.69
First Colony Bank Of Florida	196,077	183,457	6.88
First Bank	445,473	419,040	6.31
Winter Park National Bank	462,298	435,203	6.23
Crews Bank & Trust	1,219,258	1,156,223	5.45
Southstate Bank, National Association	34,182,353	32,439,377	5.37
Citizens First Bank	1,297,601	1,236,432	4.95
The First National Bank Of Mount Dora	120,122	114,880	4.56
Bank Of Central Florida	753,711	720,926	4.55
Heartland National Bank	161,072	154,302	4.39
Axiom Bank, National Association	574,347	561,080	2.36
First National Bank Of Wauchula	66,326	69,135	(4.06)
Surety Bank	72,205	81,604	(11.52)

Select Peer Average	2,415,127	2,283,436	5.77
----------------------------	-----------	-----------	------

PEER GROUP COMPARISONS REPORT
Central Florida Group

CAPITAL RATIOS
For the year ended December 31, 2024

Institution name	Equity/ Assets	Leverage Ratio	Tier 1 Risk- based Ratio	Risk based Capital Ratio	Common Equity Tier 1 Capital Ratio
Surety Bank	10.11	12.66	27.88	29.10	27.88
Citizens First Bank	10.20	12.50	19.32	20.26	19.32
The First National Bank Of Mount Dora	8.84	11.63	0.00	0.00	0.00
First National Bank Of Wauchula	9.70	11.03	0.00	0.00	0.00
Axiom Bank, National Association	10.54	10.80	13.86	15.11	13.86
Southstate Bank, National Association	13.29	10.64	13.38	14.64	13.38
Crews Bank & Trust	10.38	10.56	0.00	0.00	0.00
Heartland National Bank	8.89	9.51	27.62	28.71	27.62
First Bank	8.80	9.46	14.53	15.78	14.53
Sunrise Bank	8.04	9.19	0.00	0.00	0.00
Commerce Bank & Trust	6.12	9.15	12.23	13.48	12.23
United Southern Bank	4.64	9.15	0.00	0.00	0.00
Mainstreet Community Bank Of Florida	7.67	9.04	0.00	0.00	0.00
Cogent Bank	8.88	8.88	10.87	11.88	10.87
First Colony Bank Of Florida	8.05	8.54	12.37	13.62	12.37
Bank Of Central Florida	6.84	8.17	12.21	13.17	12.21
Citizens Bank And Trust	1.80	7.51	12.08	13.02	12.08
Winter Park National Bank	5.02	6.15	10.24	11.38	10.24

Select Peer Average	8.21	9.70	10.37	11.12	10.37
----------------------------	------	------	-------	-------	-------

PEER GROUP COMPARISONS REPORT
Central Florida Group

BALANCE SHEET RATIOS
For the year ended December 31, 2024

Institution name	Loans/ Deposits	Gross Loans/ Assets	Securities/ Assets
First National Bank Of Wauchula	93.14	75.34	6.15
Sunrise Bank	90.12	79.47	14.85
Southstate Bank, National Association	89.55	73.72	14.18
Cogent Bank	87.01	78.69	18.23
Commerce Bank & Trust	80.33	72.18	14.39
Mainstreet Community Bank Of Florida	79.55	71.86	20.52
Axiom Bank, National Association	74.57	65.96	12.35
Bank Of Central Florida	70.89	65.34	17.97
First Colony Bank Of Florida	69.63	63.71	17.52
First Bank	66.49	60.24	24.36
Crews Bank & Trust	62.54	55.80	27.29
Citizens Bank And Trust	60.23	58.16	38.36
Winter Park National Bank	58.57	55.04	26.31
United Southern Bank	51.53	47.11	37.36
Surety Bank	41.90	37.51	16.48
Citizens First Bank	38.75	32.54	61.24
The First National Bank Of Mount Dora	37.91	34.19	57.70
Heartland National Bank	25.13	21.94	50.38

Select Peer Average	65.44	58.27	26.42
----------------------------	-------	-------	-------

PEER GROUP COMPARISONS REPORT
Central Florida Group

PROFITABILITY RATIOS
For the year ended December 31, 2024

Institution name	Avg Total Assets (\$000)	Return on Avg Assets	Return on Avg Equity
Surety Bank	202,862	2.60	27.38
First Colony Bank Of Florida	311,165	1.72	21.95
Crews Bank & Trust	2,156,750	1.68	16.06
Heartland National Bank	725,386	1.63	19.82
Cogent Bank	1,911,330	1.34	16.31
First Bank	735,151	1.26	14.94
Southstate Bank, National Association	46,420,348	1.22	9.47
Bank Of Central Florida	1,128,106	1.11	16.69
Winter Park National Bank	832,175	1.02	19.72
Sunrise Bank	548,658	1.01	13.03
Citizens First Bank	3,968,044	1.00	10.03
First National Bank Of Wauchula	89,360	0.98	10.13
United Southern Bank	920,724	0.85	20.13
The First National Bank Of Mount Dora	367,702	0.72	8.36
Mainstreet Community Bank Of Florida	821,332	0.66	9.09
Citizens Bank And Trust	1,425,847	0.64	43.06
Commerce Bank & Trust	174,893	0.64	10.83
Axiom Bank, National Association	843,676	0.32	2.99

Select Peer Average	3,532,417	1.13	16.11
----------------------------	-----------	------	-------

PEER GROUP COMPARISONS REPORT
Central Florida Group

PROFITABILITY RATIOS
For the year ended December 31, 2024

Institution name	Noninterest Income/AA	Net Overhead Ratio	Efficiency Ratio	Assets (per million) per Employee
Heartland National Bank	0.25	1.10	38.26	13.85
Winter Park National Bank	0.06	1.03	43.52	27.09
First Colony Bank Of Florida	0.11	1.53	47.22	16.20
Citizens First Bank	0.57	1.01	51.12	10.20
Surety Bank	3.55	(0.07)	55.98	5.50
Southstate Bank, National Association	0.71	1.47	57.00	9.09
Cogent Bank	0.68	2.07	57.59	8.29
Bank Of Central Florida	0.22	1.84	57.89	10.88
First Bank	0.66	1.79	58.47	6.98
Crews Bank & Trust	0.81	1.78	58.50	5.99
Sunrise Bank	0.08	1.99	64.75	10.00
United Southern Bank	0.58	1.67	66.95	5.61
Mainstreet Community Bank Of Florida	0.35	1.99	69.13	7.85
Citizens Bank And Trust	0.69	1.62	76.04	7.06
Commerce Bank & Trust	0.21	2.22	77.66	8.19
The First National Bank Of Mount Dora	2.55	1.58	79.48	4.29
First National Bank Of Wauchula	0.72	3.40	80.63	4.00
Axiom Bank, National Association	1.12	3.63	87.65	6.26

Select Peer Average	0.77	1.76	62.66	9.30
----------------------------	------	------	-------	------

PEER GROUP COMPARISONS REPORT
Central Florida Group

ASSET QUALITY RATIOS
For the year ended December 31, 2024

Institution name	Allowance/ Loans	Nonperf Loans/ Total Loans	Nonperf Assets/ Total Assets	Adjusted Texas Ratio
Bank Of Central Florida	0.98	0.00	0.00	0.00
Commerce Bank & Trust	1.45	0.00	0.00	0.00
First Bank	1.70	0.00	0.00	0.00
First Colony Bank Of Florida	1.56	0.00	0.00	0.00
Sunrise Bank	1.21	0.00	0.00	0.00
Winter Park National Bank	1.24	0.00	0.00	0.00
Crews Bank & Trust	1.86	0.02	0.01	0.12
Heartland National Bank	1.55	0.20	0.04	0.47
Citizens First Bank	1.78	0.18	0.06	0.53
The First National Bank Of Mount Dora	1.72	0.21	0.07	0.76
Cogent Bank	1.00	0.17	0.13	1.37
Surety Bank	1.54	0.45	0.17	1.58
United Southern Bank	2.29	0.40	0.19	3.26
Southstate Bank, National Association	1.36	0.62	0.46	3.78
First National Bank Of Wauchula	1.53	1.00	0.76	6.97
Mainstreet Community Bank Of Florida	1.25	1.10	0.79	9.27
Citizens Bank And Trust	1.03	1.61	0.93	39.08
Axiom Bank, National Association	1.42	1.88	1.25	11.01

Select Peer Average	1.47	0.44	0.27	4.34
----------------------------	------	------	------	------

PEER GROUP COMPARISONS REPORT
Central Florida Group

STATEMENT OF CONDITION (% OF ASSETS)
For the year ended December 31, 2024

Institution name	Cash & Nointerest bearing Deps	Interest- bearing Bal	Fed Funds Sold & Repos	Held to Maturity Secs	Available for Sale Secs
Surety Bank	30.29	11.30	0.00	0.00	16.48
First National Bank Of Wauchula	5.39	8.71	0.00	0.00	6.15
First Bank	2.01	8.31	1.38	0.00	24.36
Commerce Bank & Trust	1.93	7.73	0.00	0.00	14.39
Axiom Bank, National Association	1.39	17.20	0.00	0.00	12.35
Southstate Bank, National Association	1.13	1.87	0.00	4.86	9.32
Heartland National Bank	1.10	24.17	0.00	0.00	50.38
Winter Park National Bank	0.96	16.17	0.00	17.55	8.77
United Southern Bank	0.95	9.47	0.00	0.87	36.48
Mainstreet Community Bank Of Florida	0.86	1.51	0.63	0.00	20.52
Crews Bank & Trust	0.84	15.29	0.00	18.94	8.36
First Colony Bank Of Florida	0.73	17.98	0.00	9.95	7.56
Citizens First Bank	0.67	0.16	2.24	0.00	61.24
The First National Bank Of Mount Dora	0.57	1.21	0.00	0.00	57.70
Bank Of Central Florida	0.47	13.19	0.00	0.00	17.97
Sunrise Bank	0.45	3.61	0.00	0.86	13.98
Citizens Bank And Trust	0.39	0.72	0.00	0.00	38.36
Cogent Bank	0.12	2.50	0.00	0.00	18.23

Select Peer Average	2.79	8.95	0.24	2.95	23.48
----------------------------	------	------	------	------	-------

PEER GROUP COMPARISONS REPORT
Central Florida Group

STATEMENT OF CONDITION (% OF ASSETS)
For the year ended December 31, 2024

Institution name	Net Loans & Leases	Premises & Fixed Assets	Total Real Estate Owned	Intangible Assets
Sunrise Bank	78.50	1.49	0.00	0.00
Cogent Bank	77.83	0.20	0.00	0.12
First National Bank Of Wauchula	74.19	1.34	0.00	0.00
Southstate Bank, National Association	72.11	1.09	0.00	4.48
Commerce Bank & Trust	71.13	1.29	0.00	0.00
Mainstreet Community Bank Of Florida	70.76	2.37	0.00	0.01
Axiom Bank, National Association	65.03	1.35	0.01	0.12
Bank Of Central Florida	64.70	1.49	0.00	0.02
First Colony Bank Of Florida	62.72	0.38	0.00	0.00
First Bank	59.21	2.00	0.00	0.00
Citizens Bank And Trust	57.56	1.28	0.00	0.00
Crews Bank & Trust	54.76	1.17	0.00	0.00
Winter Park National Bank	54.36	0.33	0.00	0.00
United Southern Bank	46.03	1.19	0.00	0.00
Surety Bank	36.93	1.34	0.00	0.00
The First National Bank Of Mount Dora	33.60	1.19	0.00	0.00
Citizens First Bank	31.68	1.36	0.00	0.45
Heartland National Bank	21.58	0.54	0.00	0.00

Select Peer Average	57.37	1.19	0.00	0.29
----------------------------	-------	------	------	------

PEER GROUP COMPARISONS REPORT
Central Florida Group

STATEMENT OF CONDITION (% OF TOTAL FUNDING SOURCES)
For the year ended December 31, 2024

Institution name	Non Interest Bearing Deps	Interest Bearing Deps	Total Deps	Total Fed Funds & Repos	Other Borrowed Money
United Southern Bank	96.89	0.00	96.89	0.00	3.11
The First National Bank Of Mount Dora	42.35	57.65	100.00	0.00	0.00
Surety Bank	40.69	59.31	100.00	0.00	0.00
Crews Bank & Trust	39.82	60.12	99.93	0.07	0.00
Axiom Bank, National Association	39.68	60.32	100.00	0.00	0.00
First Colony Bank Of Florida	36.66	63.34	100.00	0.00	0.00
Citizens Bank And Trust	34.60	64.64	99.24	0.76	0.00
First Bank	34.04	65.96	100.00	0.00	0.00
Commerce Bank & Trust	32.87	64.63	97.49	2.51	0.00
Bank Of Central Florida	31.00	69.00	100.00	0.00	0.00
Mainstreet Community Bank Of Florida	30.03	68.66	98.69	1.31	0.00
Cogent Bank	28.17	71.83	100.00	0.00	0.00
First National Bank Of Wauchula	28.10	63.53	91.64	1.93	6.43
Southstate Bank, National Association	26.63	72.04	98.66	1.33	0.00
Winter Park National Bank	25.50	73.95	99.45	0.55	0.00
Heartland National Bank	23.49	73.34	96.83	3.17	0.00
Sunrise Bank	22.26	74.52	96.78	0.00	3.22
Citizens First Bank	14.63	79.71	94.34	5.66	0.00

Select Peer Average	34.86	63.47	98.33	0.96	0.71
----------------------------	-------	-------	-------	------	------

PEER GROUP COMPARISONS REPORT
Central Florida Group

YIELDS, COSTS & SPREADS - ASSET YIELDS
For the year ended December 31, 2024

Institution name	Yield on Earning Assets	Cost of Funds	Net Interest Margin	Avg Earning Assets/AA
First National Bank Of Wauchula	6.51	2.59	4.78	91.81
Axiom Bank, National Association	6.67	3.86	4.48	95.95
Cogent Bank	6.83	4.02	4.09	99.21
First Bank	4.87	1.91	3.72	94.30
Crews Bank & Trust	4.90	2.42	3.63	98.33
Surety Bank	5.61	3.09	3.48	72.57
Bank Of Central Florida	5.06	2.60	3.43	97.06
Southstate Bank, National Association	5.06	2.46	3.40	91.09
Heartland National Bank	4.92	2.21	3.37	97.00
First Colony Bank Of Florida	5.19	2.16	3.28	99.09
Mainstreet Community Bank Of Florida	4.87	2.52	3.23	94.22
Sunrise Bank	5.88	3.90	3.17	98.23
Commerce Bank & Trust	5.13	3.20	2.98	96.53
United Southern Bank	4.01	1.49	2.88	96.23
Citizens First Bank	4.19	1.92	2.51	97.50
Winter Park National Bank	4.83	3.17	2.50	97.87
The First National Bank Of Mount Dora	3.76	2.35	2.47	97.92
Citizens Bank And Trust	3.97	2.53	2.40	96.78
Select Peer Average	5.13	2.69	3.34	95.09