

Mainstreet Community Bank Of Florida

Deland, FL

Established
10/24/2003

Florida Bank and Thrift Performance Report

Table of Contents

Title	Page
PEER GROUP POSITION	1
EXECUTIVE SUMMARY	2
SELECTED FINANCIAL DATA	3
SECURITIES COMPOSITION	4
LOAN PORTFOLIO COMPOSITION	5
LOAN PORTFOLIO QUALITY	6
DEPOSIT BASE COMPOSITION	7
INTEREST INCOME COMPOSITION	8
INTEREST EXPENSE COMPOSITION	9
NONINTEREST INCOME COMPOSITION	10
NONINTEREST EXPENSE COMPOSITION	11
PEER GROUP COMPARISONS REPORT	12-22

FLORIDA BANKING TEAM

Ted Hacker, Steve Kania, Robert Brink, David Ajvazi, Erica Hines, Sacha Widmaier, Anthony Hagbartsen, Madeline Bogumil, Phillip Berdeguer, Andrew Joyce, Mai Tran, Meranda Joseph, Patricia Romero, Vanessa Hossler, Adam McCord, Allyson Wiitala, Jacob Ingram, Rachel Jean, Brendan Yosko, Martha Zubia, Stephanie Flores, Joshua Koelsch, Krishna Reddy, Jacob Frantzen, Sander Maldonado, Brian Katz, Nicholas Singh

Information contained herein was obtained from FIS is believed to be reliable however, accuracy is not guaranteed and all peer and state averages are simple averages.

PEER GROUP POSITION
For the
Central Florida Group

For the year ended December 31, 2024

Institution name	Total Assets (\$'000's)
Southstate Bank, National Association	46,369,727
Citizens First Bank	3,987,481
Crews Bank & Trust	2,185,236
Cogent Bank	1,973,429
Citizens Bank And Trust	1,348,118
Bank Of Central Florida	1,153,440
Axiom Bank, National Association	870,746
United Southern Bank	852,633
Winter Park National Bank	839,888
Mainstreet Community Bank Of Florida	832,236
First Bank	739,517
Heartland National Bank	734,080
Sunrise Bank	579,762
The First National Bank Of Mount Dora	351,370
First Colony Bank Of Florida	307,755
Surety Bank	192,505
Commerce Bank & Trust	171,950
First National Bank Of Wauchula	88,033

Institution name	Return on Avg Assets (%)
Surety Bank	2.60
First Colony Bank Of Florida	1.72
Crews Bank & Trust	1.68
Heartland National Bank	1.63
Cogent Bank	1.34
First Bank	1.26
Southstate Bank, National Association	1.22
Bank Of Central Florida	1.11
Winter Park National Bank	1.02
Sunrise Bank	1.01
Citizens First Bank	1.00
First National Bank Of Wauchula	0.98
United Southern Bank	0.85
The First National Bank Of Mount Dora	0.72
Mainstreet Community Bank Of Florida	0.66
Citizens Bank And Trust	0.64
Commerce Bank & Trust	0.64
Axiom Bank, National Association	0.32

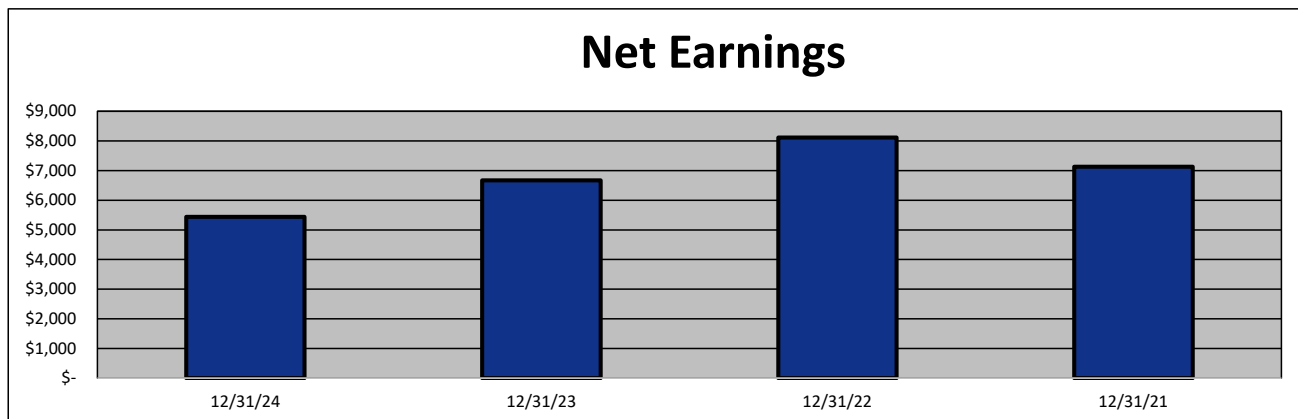
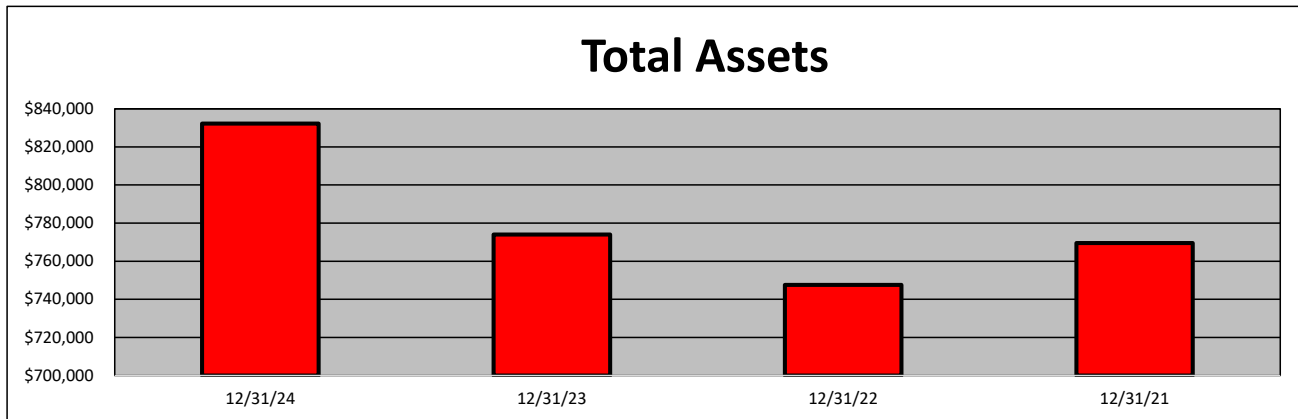
EXECUTIVE SUMMARY - Mainstreet Community Bank of Florida
(Percentage)

Period Ending	12/31/24	12/31/23	12/31/22	12/31/21	State Avg.	Peer Avg.
CAPITAL RATIOS						
Equity/Assets	7.67	7.21	7.42	8.30	10.71	8.21
Leverage Ratio	9.04	8.85	9.21	8.53	11.67	9.70
Tier 1 Cap/Risk Based Assets	0.00	0.00	0.00	0.00	15.53	10.37
Risk Based Ratio	0.00	0.00	0.00	0.00	16.34	11.12
Common Equity Tier 1 Capital Ratio	NA	0.00	0.00	0.00	15.48	10.37
BALANCE SHEET RATIOS:						
Loan/Deposit Ratio	79.55	70.90	67.90	63.53	74.93	65.44
Loans/Assets	71.86	65.24	62.46	57.69	63.48	58.27
Securities/Assets	20.52	24.94	29.09	25.42	19.42	26.42
PROFITABILITY:						
Return on Avg Assets	0.66	0.84	1.03	0.97	(0.10)	1.13
Return on Avg Equity	9.09	11.53	14.29	11.93	9.28	16.11
Nonint Income/Avg Assets	0.35	0.31	0.34	0.44	0.79	0.77
Net Overhead Ratio	1.99	1.89	1.75	1.73	2.99	1.76
Efficiency Ratio	69.13	66.31	59.57	62.98	70.68	62.66
Assets (per million) per Employee	7.85	7.66	7.26	7.54	10.47	9.30
ASSET QUALITY:						
Allowance/Loans	1.25	1.19	1.44	1.44	1.25	1.47
Nonperforming Loans/Total Loans	1.10	0.00	0.01	0.05	0.52	0.44
Nonperforming Assets/Total Assets	0.79	0.00	0.00	0.03	0.36	0.27
Adjusted Texas Ratio	9.27	0.00	0.06	0.32	3.66	4.34
YIELDS & COSTS:						
Yield on earning assets	4.87	4.32	3.38	3.27	5.44	5.13
Cost of funds	2.52	1.93	0.16	0.25	3.04	2.69
Net interest margin	3.23	3.17	3.29	3.11	2.91	3.34
Avg Earning Assets/Avg Assets	94.22	94.82	96.57	96.40	95.35	95.09

SELECTED FINANCIAL DATA - Mainstreet Community Bank of Florida
(Dollars in Thousands)

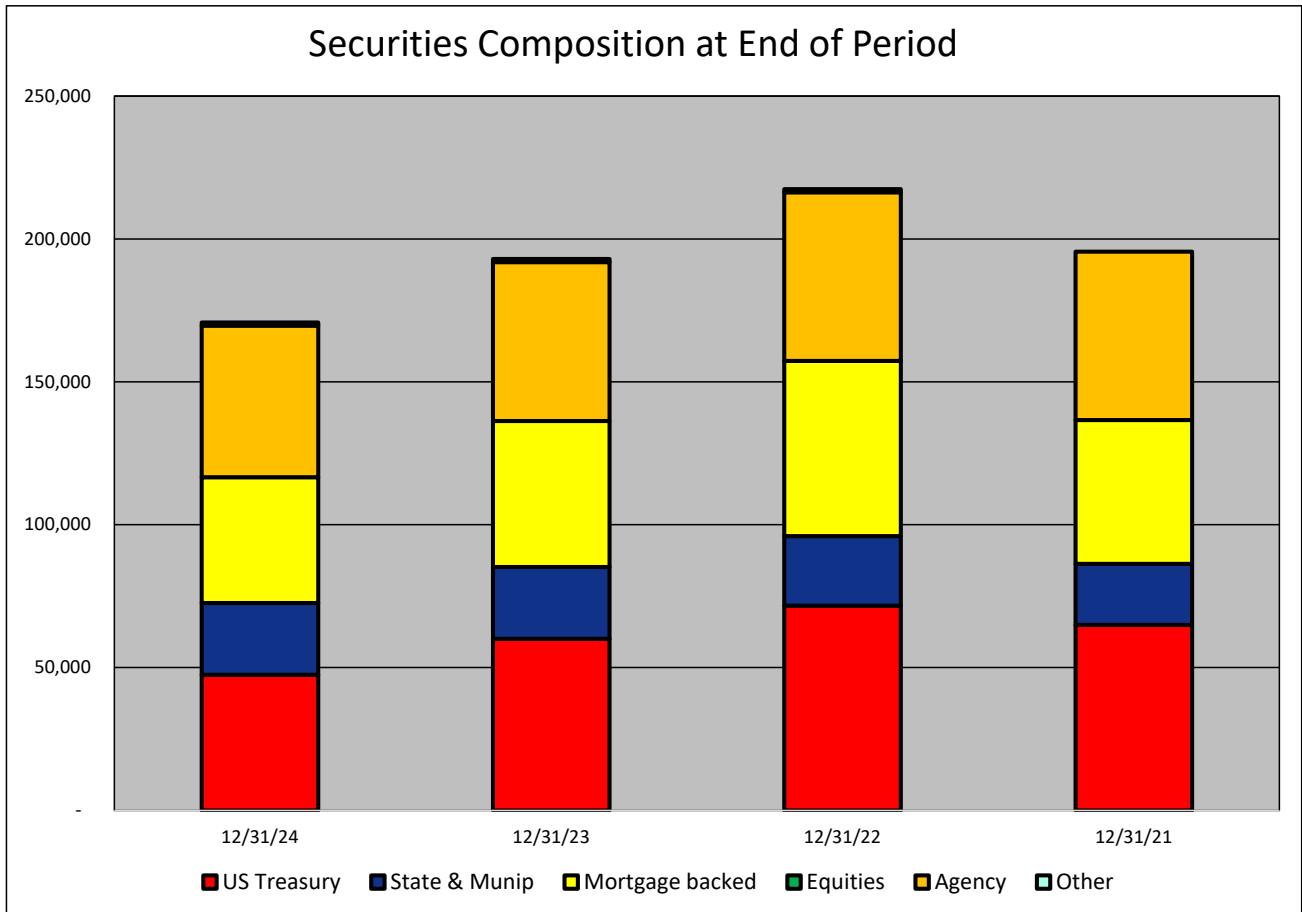
As of:	12/31/24	12/31/23	12/31/22	12/31/21	\$ Change 12 MTHS	% Change 12 MTHS
Total Assets	832,236	774,020	747,614	769,519	58,216	7.52
Cash and Equivalents	24,993	39,979	26,547	99,707	(14,986)	(37.48)
Securities	170,768	193,033	217,471	195,580	(22,265)	(11.53)
Loans, net	598,059	504,970	466,970	443,952	93,089	18.43
Deposit Accounts	751,837	712,268	687,689	698,843	39,569	5.56
Fed Funds & Repos	10,000	-	-	-	10,000	NA
Total Equity	63,858	55,833	55,455	63,836	8,025	14.37

Period Ending	12/31/24	12/31/23	12/31/22	12/31/21	\$ Change 12 MTHS	% Change 12 MTHS
Net Earnings	5,440	6,668	8,115	7,130	(1,228)	(18.42)
Interest Income	37,678	32,478	25,773	23,147	5,200	16.01
Interest Expense	12,677	8,660	705	1,100	4,017	46.39
Net Interest Income	25,001	23,818	25,068	22,047	1,183	4.97
Prov for Credit Losses	1,454	30	541	120	1,424	4,746.67
Noninterest income	2,909	2,463	2,686	3,249	446	18.11
Gain on Sale of Securities	-	11	-	2	(11)	(100.00)
Noninterest Expense	19,293	17,426	16,532	15,932	1,867	10.71
Net Operating Income	7,163	8,825	10,681	9,244	(1,662)	(18.83)
Income Taxes	1,723	2,168	2,566	2,116	(445)	(20.53)



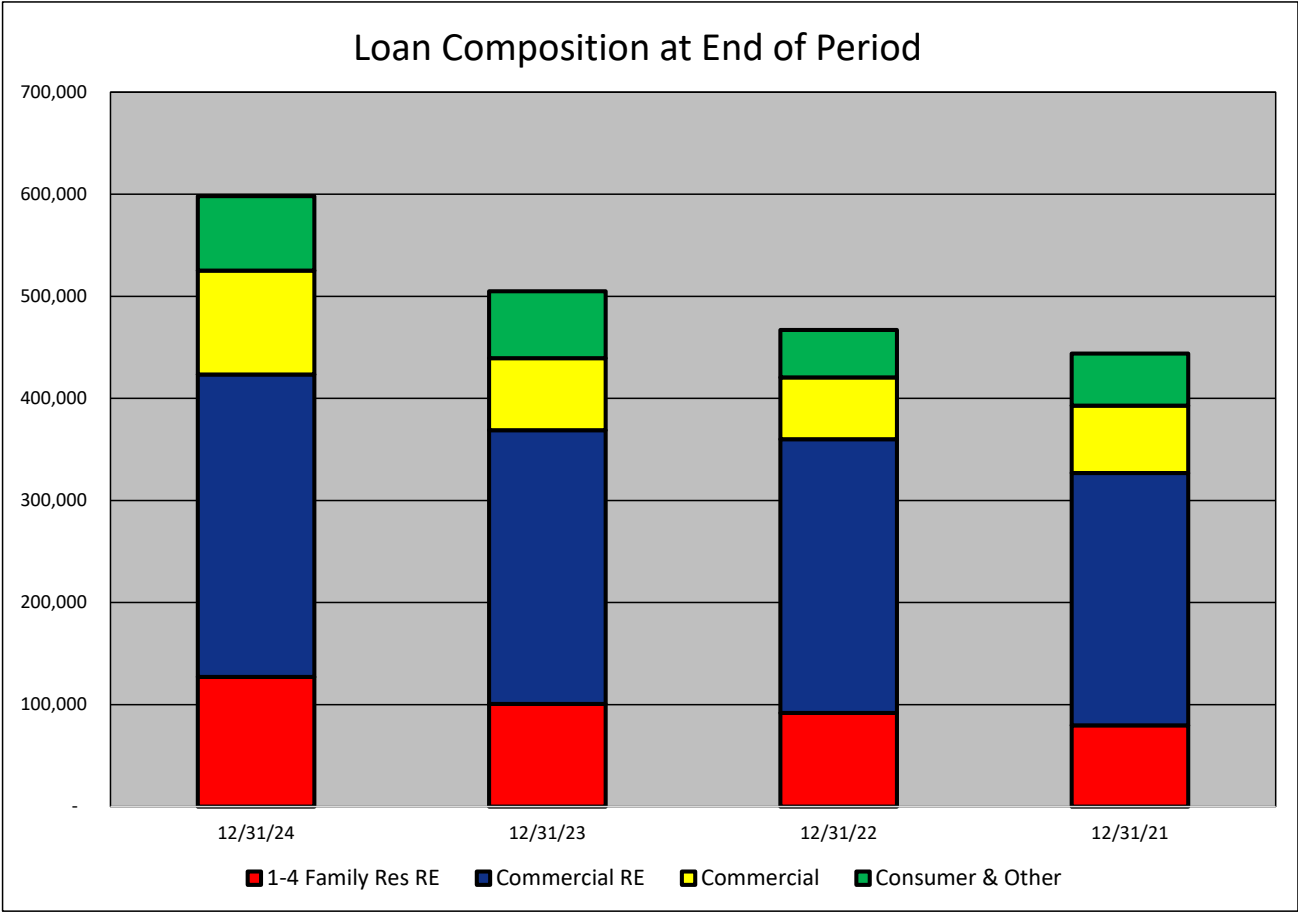
SECURITIES COMPOSITION - Mainstreet Community Bank of Florida
(Dollars in Thousands)

As of:	12/31/24	12/31/23	12/31/22	12/31/21	\$ Change 12 MTHS	% Change 12 MTHS
SECURITIES CATEGORY:						
US Treasury	47,448	60,051	71,694	64,932	(12,603)	(20.99)
State & Munip	25,132	25,150	24,327	21,359	(18)	(0.07)
Mortgage backed	44,083	51,092	61,275	50,354	(7,009)	(13.72)
Equities	-	-	-	-	-	NA
Agency	52,976	55,607	59,070	58,935	(2,631)	(4.73)
Other	1,129	1,133	1,105	-	(4)	(0.35)
Total Securities	170,768	193,033	217,471	195,580	(22,265)	(11.53)



LOAN PORTFOLIO COMPOSITION - Mainstreet Community Bank of Florida
(Dollars in Thousands)

As of:	12/31/24	12/31/23	12/31/22	12/31/21	\$ Change 12 MTHS	% Change 12 MTHS
LOAN CATEGORY:						
1-4 Family Res RE	127,097	100,566	91,895	79,713	26,531	26.38
Commercial RE	296,222	268,185	268,119	247,084	28,037	10.45
Commercial	101,947	70,748	60,567	65,999	31,199	44.10
Consumer & Other	72,793	65,471	46,389	51,156	7,322	11.18
Loans, Net	598,059	504,970	466,970	443,952	93,089	18.43



LOAN PORTFOLIO QUALITY - Mainstreet Community Bank of Florida
(Dollars in Thousands)

As of:	12/31/24	12/31/23	12/31/22	12/31/21	\$ Change 12 MTHS	% Change 12 MTHS
--------	----------	----------	----------	----------	----------------------	---------------------

ALLOWANCE FOR CREDIT LOSSES (LOANS):

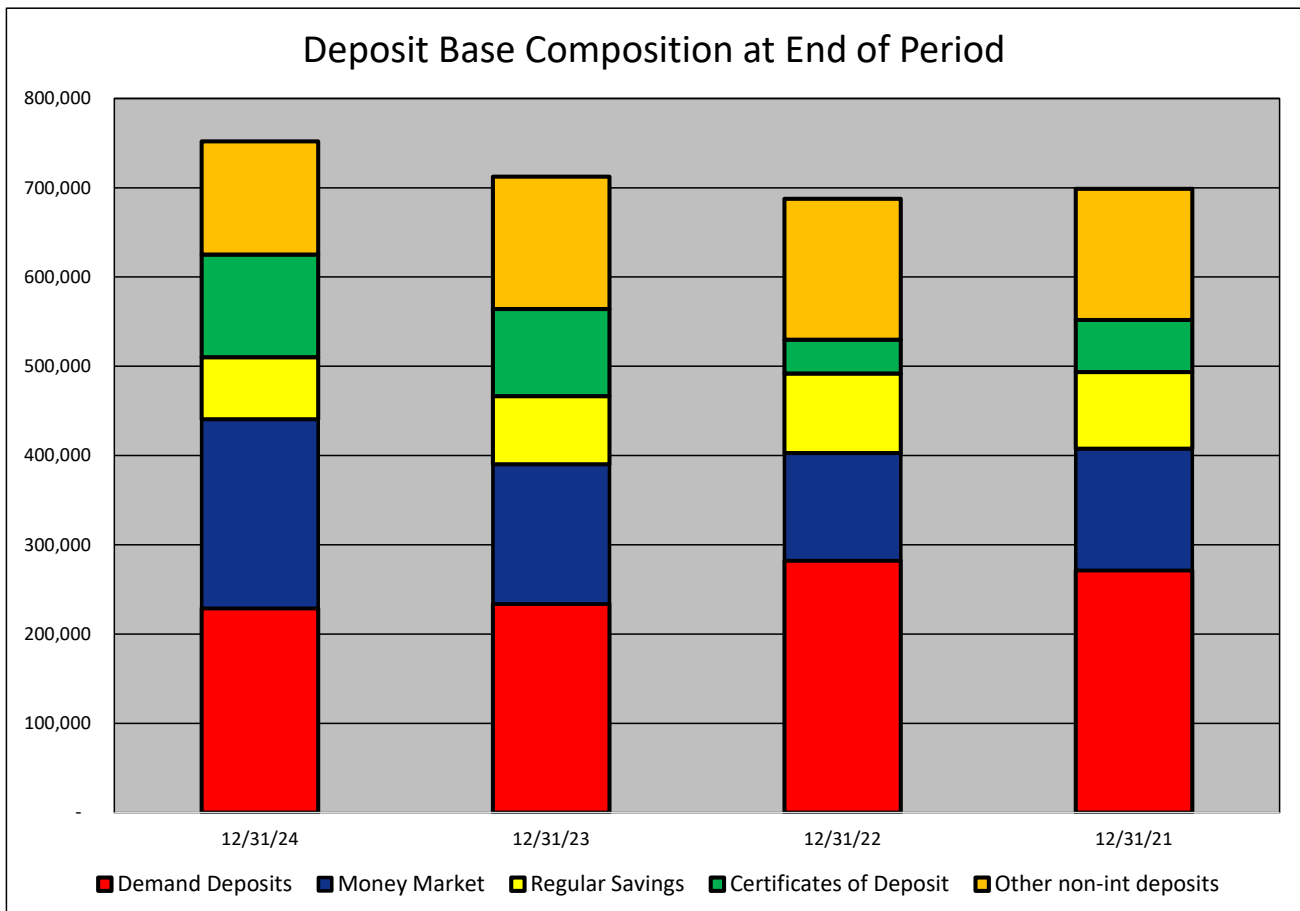
Beginning Balance	6,029	6,721	6,373	6,247	(692)	(10.30)
Total Recoveries	41	134	90	142	(93)	(69.40)
Total Charge-offs	74	86	283	136	(12)	(13.95)
Provision Expense	1,454	30	541	120	1,424	4,746.67
Writedown Transfer Loans HFS	-	-	-	-	-	NA
Adjustments	-	(770)	-	-	770	(100.00)
Ending Balance	7,450	6,029	6,721	6,373	1,421	23.57

NON-PERFORMING ASSETS:

Total-90+ Days Past Due	-	-	-	41	-	NA
Total-Nonaccrual	6,603	-	35	187	6,603	NA
Foreclosed Real Estate	-	-	-	-	-	NA
Total Non-perf Assets	6,603	-	35	228	6,603	NA

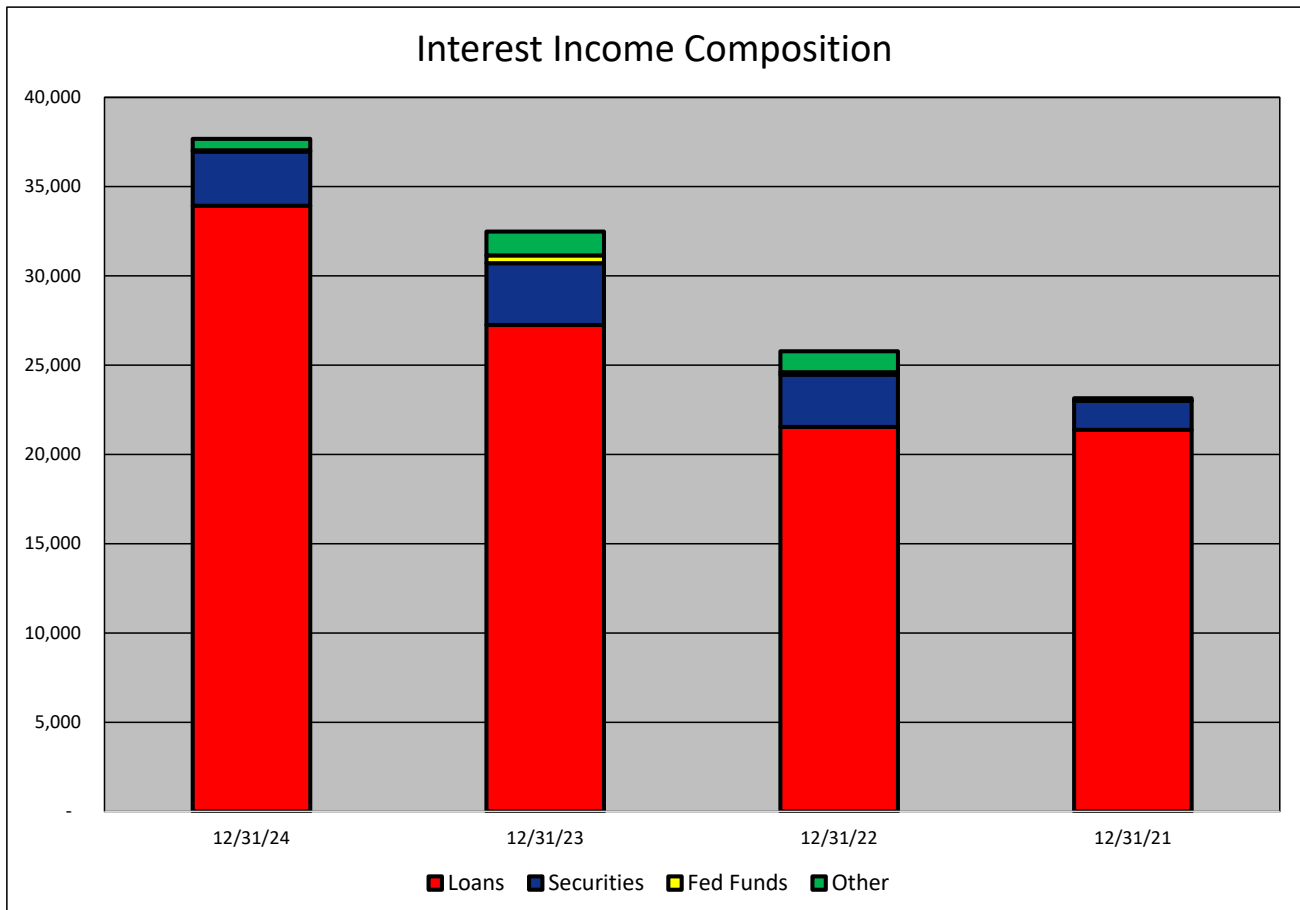
DEPOSIT BASE COMPOSITION - Mainstreet Community Bank of Florida
(Dollars in Thousands)

As of:	12/31/24	12/31/23	12/31/22	12/31/21	\$ Change 12 MTHS	% Change 12 MTHS
DEPOSIT BASE CATEGORY:						
Demand Deposits	228,772	233,723	282,383	271,264	(4,951)	(2.12)
Money Market	211,890	156,460	120,283	136,417	55,430	35.43
Regular Savings	69,374	76,389	89,150	85,940	(7,015)	(9.18)
Certificates of Deposit	115,211	97,491	37,932	58,159	17,720	18.18
Other non-int deposits	126,590	148,205	157,941	147,063	(21,615)	(14.58)
Total Deposits	751,837	712,268	687,689	698,843	39,569	5.56



INTEREST INCOME COMPOSITION- Mainstreet Community Bank of Florida
(Dollars in Thousands)

As of:	12/31/24	12/31/23	12/31/22	12/31/21	\$ Change 12 MTHS	% Change 12 MTHS
INTEREST INCOME CATEGORY						
Loans	33,928	27,254	21,539	21,379	6,674	24.49
Securities	3,037	3,457	2,931	1,635	(420)	(12.15)
Fed Funds	76	432	132	1	(356)	(82.41)
Other	637	1,335	1,171	132	(698)	(52.28)
Total Int Income	37,678	32,478	25,773	23,147	5,200	16.01

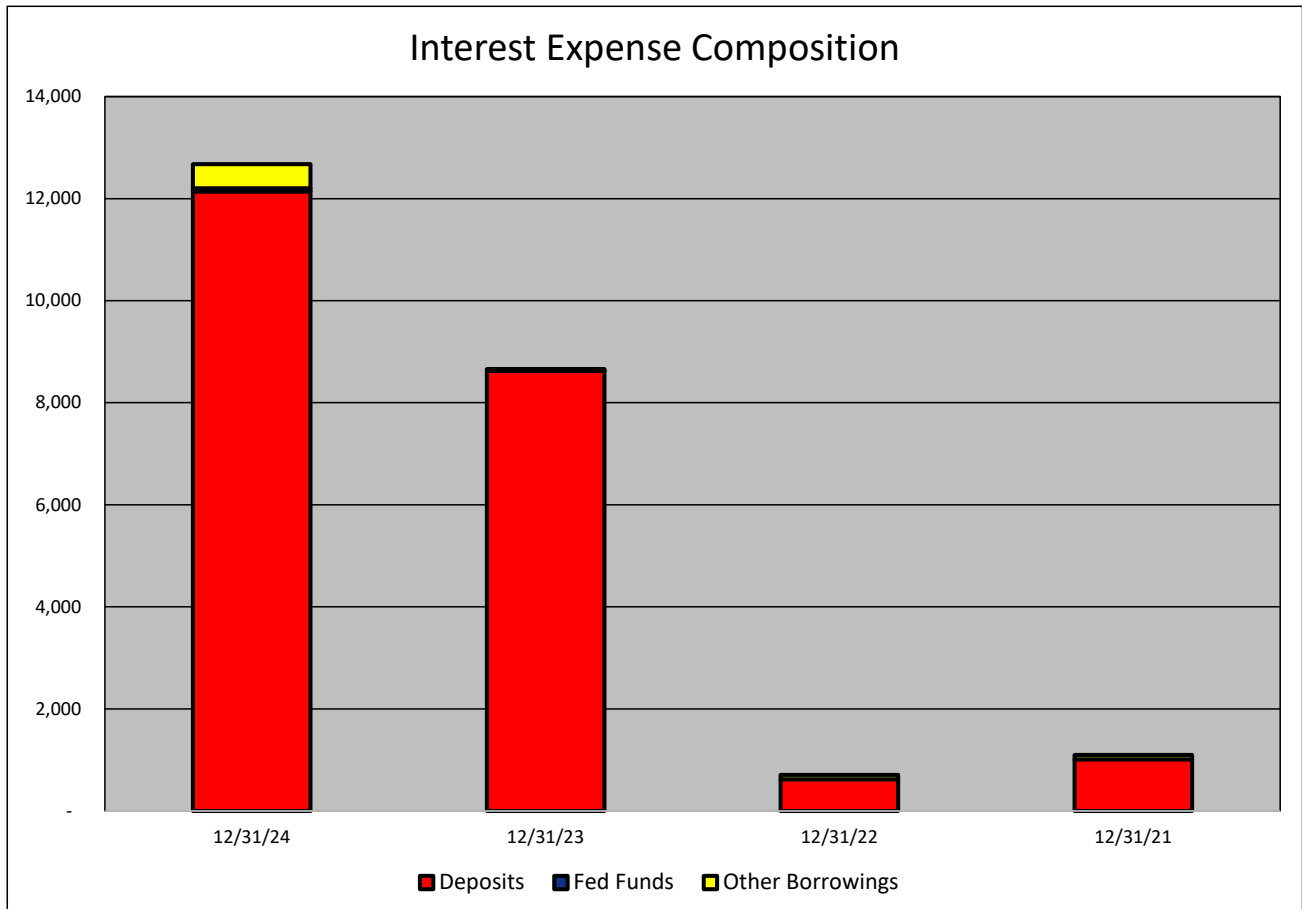


INTEREST EXPENSE COMPOSITION- Mainstreet Community Bank of Florida
(Dollars in Thousands)

As of:	12/31/24	12/31/23	12/31/22	12/31/21	\$ Change 12 MTHS	% Change 12 MTHS
--------	----------	----------	----------	----------	----------------------	---------------------

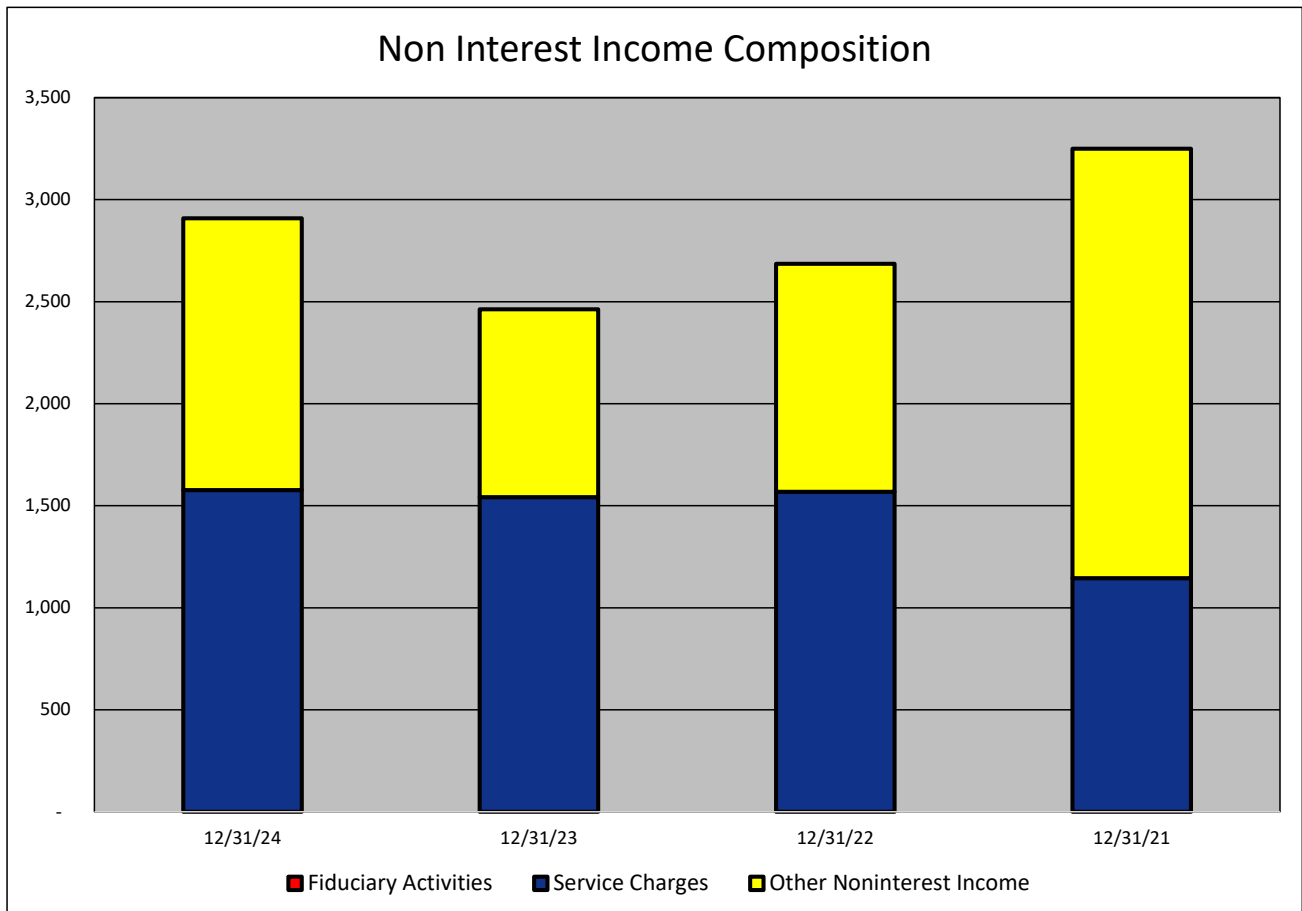
INTEREST EXPENSE CATEGORY

Deposits	12,142	8,629	619	1,013	3,513	40.71
Fed Funds	62	1	-	-	61	6,100.00
Other Borrowings	473	30	86	87	443	1,476.67
Total Int Expense	12,677	8,660	705	1,100	4,017	46.39



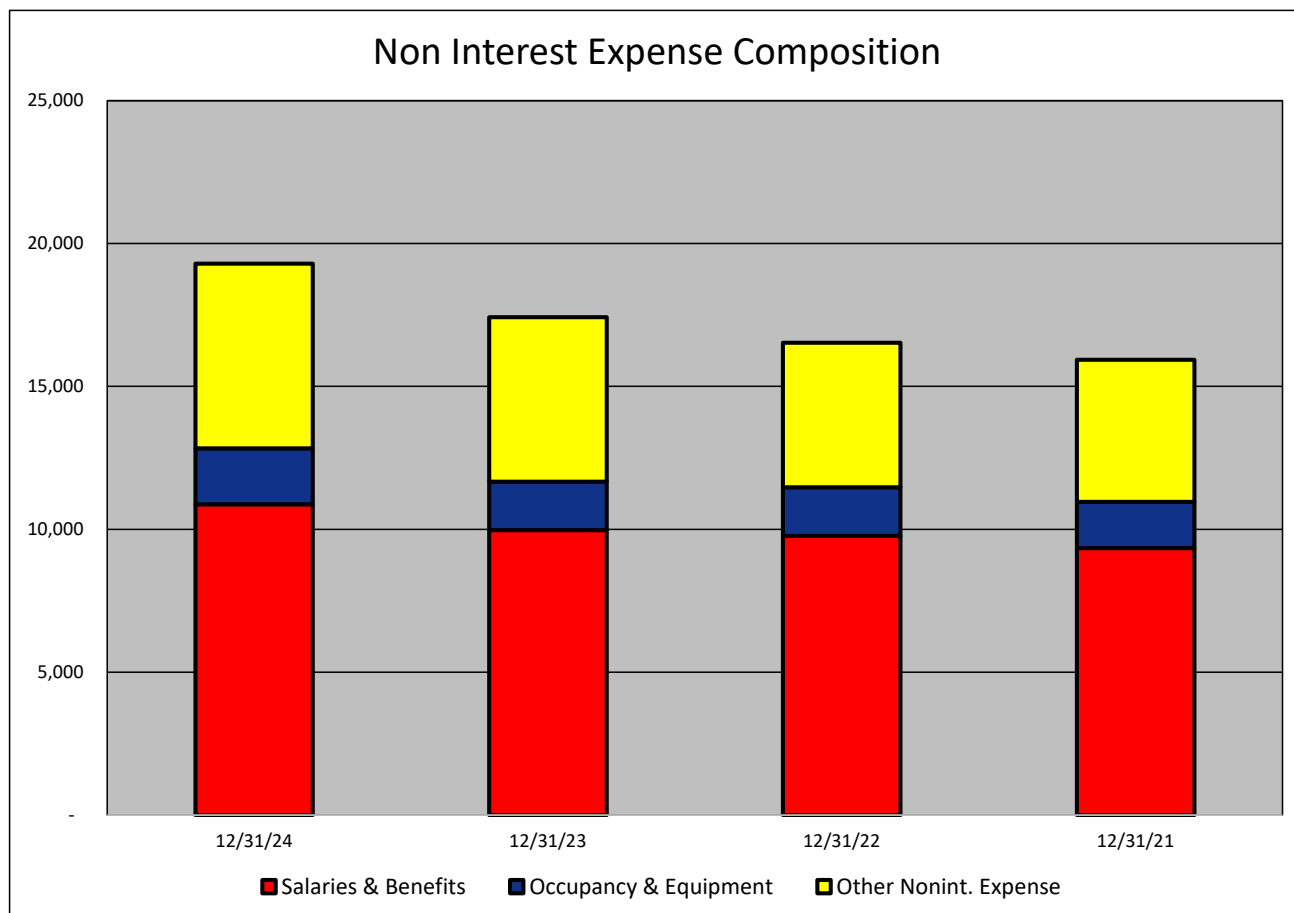
NONINTEREST INCOME COMPOSITION- Mainstreet Community Bank of Florida
(Dollars in Thousands)

As of:	12/31/24	12/31/23	12/31/22	12/31/21	\$ Change 12 MTHS	% Change 12 MTHS
NONINTEREST INCOME CATEGORY						
Fiduciary Activities	-	-	-	-	-	NA
Service Charges	1,577	1,542	1,568	1,145	35	2.27
Other Noninterest Income	1,332	921	1,118	2,104	411	44.63
Total Nonint. Income	2,909	2,463	2,686	3,249	446	18.11



NONINTEREST EXPENSE COMPOSITION- Mainstreet Community Bank of Florida
(Dollars in Thousands)

As of:	12/31/24	12/31/23	12/31/22	12/31/21	\$ Change 12 MTHS	% Change 12 MTHS
NONINTEREST EXPENSE CATEGORY						
Salaries & Benefits	10,875	9,969	9,769	9,344	906	9.09
Occupancy & Equipment	1,954	1,698	1,700	1,614	256	15.08
Other Nonint. Expense	6,464	5,759	5,063	4,974	705	12.24
Total Nonint. Expense	19,293	17,426	16,532	15,932	1867	10.71



PEER GROUP COMPARISONS REPORT
Central Florida Group

BALANCE SHEET

Institution name	Total Assets \$000		% Change in Assets
	This Year	Last Year	
Sunrise Bank	579,762	494,572	17.22
Cogent Bank	1,973,429	1,762,087	11.99
Winter Park National Bank	839,888	770,425	9.02
First Colony Bank Of Florida	307,755	282,827	8.81
Mainstreet Community Bank Of Florida	832,236	774,020	7.52
Citizens First Bank	3,987,481	3,726,803	6.99
First Bank	739,517	704,456	4.98
Axiom Bank, National Association	870,746	837,042	4.03
Bank Of Central Florida	1,153,440	1,109,820	3.93
Southstate Bank, National Association	46,369,727	44,886,855	3.30
Heartland National Bank	734,080	712,901	2.97
Commerce Bank & Trust	171,950	167,183	2.85
Crews Bank & Trust	2,185,236	2,127,636	2.71
Citizens Bank And Trust	1,348,118	1,330,358	1.33
First National Bank Of Wauchula	88,033	90,878	(3.13)
The First National Bank Of Mount Dora	351,370	373,192	(5.85)
United Southern Bank	852,633	907,269	(6.02)
Surety Bank	192,505	206,218	(6.65)

Select Peer Average	3,532,106	3,403,586	3.67
----------------------------	-----------	-----------	------

PEER GROUP COMPARISONS REPORT
Central Florida Group

BALANCE SHEET

Institution name	Total Loans \$000		% Change in Loans
	This Year	Last Year	
Mainstreet Community Bank Of Florida	598,059	504,970	18.43
Sunrise Bank	460,722	396,477	16.20
Cogent Bank	1,552,863	1,421,338	9.25
Citizens Bank And Trust	784,055	720,113	8.88
United Southern Bank	401,638	372,049	7.95
Commerce Bank & Trust	124,105	115,241	7.69
First Colony Bank Of Florida	196,077	183,457	6.88
First Bank	445,473	419,040	6.31
Winter Park National Bank	462,298	435,203	6.23
Crews Bank & Trust	1,219,258	1,156,223	5.45
Southstate Bank, National Association	34,182,353	32,439,377	5.37
Citizens First Bank	1,297,601	1,236,432	4.95
The First National Bank Of Mount Dora	120,122	114,880	4.56
Bank Of Central Florida	753,711	720,926	4.55
Heartland National Bank	161,072	154,302	4.39
Axiom Bank, National Association	574,347	561,080	2.36
First National Bank Of Wauchula	66,326	69,135	(4.06)
Surety Bank	72,205	81,604	(11.52)

Select Peer Average	2,415,127	2,283,436	5.77
----------------------------	-----------	-----------	------

PEER GROUP COMPARISONS REPORT
Central Florida Group

CAPITAL RATIOS
For the year ended December 31, 2024

Institution name	Equity/ Assets	Leverage Ratio	Tier 1 Risk- based Ratio	Risk based Capital Ratio	Common Equity Tier 1 Capital Ratio
Surety Bank	10.11	12.66	27.88	29.10	27.88
Citizens First Bank	10.20	12.50	19.32	20.26	19.32
The First National Bank Of Mount Dora	8.84	11.63	0.00	0.00	0.00
First National Bank Of Wauchula	9.70	11.03	0.00	0.00	0.00
Axiom Bank, National Association	10.54	10.80	13.86	15.11	13.86
Southstate Bank, National Association	13.29	10.64	13.38	14.64	13.38
Crews Bank & Trust	10.38	10.56	0.00	0.00	0.00
Heartland National Bank	8.89	9.51	27.62	28.71	27.62
First Bank	8.80	9.46	14.53	15.78	14.53
Sunrise Bank	8.04	9.19	0.00	0.00	0.00
Commerce Bank & Trust	6.12	9.15	12.23	13.48	12.23
United Southern Bank	4.64	9.15	0.00	0.00	0.00
Mainstreet Community Bank Of Florida	7.67	9.04	0.00	0.00	0.00
Cogent Bank	8.88	8.88	10.87	11.88	10.87
First Colony Bank Of Florida	8.05	8.54	12.37	13.62	12.37
Bank Of Central Florida	6.84	8.17	12.21	13.17	12.21
Citizens Bank And Trust	1.80	7.51	12.08	13.02	12.08
Winter Park National Bank	5.02	6.15	10.24	11.38	10.24

Select Peer Average	8.21	9.70	10.37	11.12	10.37
----------------------------	------	------	-------	-------	-------

PEER GROUP COMPARISONS REPORT
Central Florida Group

BALANCE SHEET RATIOS
For the year ended December 31, 2024

Institution name	Loans/ Deposits	Gross Loans/ Assets	Securities/ Assets
First National Bank Of Wauchula	93.14	75.34	6.15
Sunrise Bank	90.12	79.47	14.85
Southstate Bank, National Association	89.55	73.72	14.18
Cogent Bank	87.01	78.69	18.23
Commerce Bank & Trust	80.33	72.18	14.39
Mainstreet Community Bank Of Florida	79.55	71.86	20.52
Axiom Bank, National Association	74.57	65.96	12.35
Bank Of Central Florida	70.89	65.34	17.97
First Colony Bank Of Florida	69.63	63.71	17.52
First Bank	66.49	60.24	24.36
Crews Bank & Trust	62.54	55.80	27.29
Citizens Bank And Trust	60.23	58.16	38.36
Winter Park National Bank	58.57	55.04	26.31
United Southern Bank	51.53	47.11	37.36
Surety Bank	41.90	37.51	16.48
Citizens First Bank	38.75	32.54	61.24
The First National Bank Of Mount Dora	37.91	34.19	57.70
Heartland National Bank	25.13	21.94	50.38

Select Peer Average	65.44	58.27	26.42
----------------------------	-------	-------	-------

PEER GROUP COMPARISONS REPORT
Central Florida Group

PROFITABILITY RATIOS
For the year ended December 31, 2024

Institution name	Avg Total Assets (\$000)	Return on Avg Assets	Return on Avg Equity
Surety Bank	202,862	2.60	27.38
First Colony Bank Of Florida	311,165	1.72	21.95
Crews Bank & Trust	2,156,750	1.68	16.06
Heartland National Bank	725,386	1.63	19.82
Cogent Bank	1,911,330	1.34	16.31
First Bank	735,151	1.26	14.94
Southstate Bank, National Association	46,420,348	1.22	9.47
Bank Of Central Florida	1,128,106	1.11	16.69
Winter Park National Bank	832,175	1.02	19.72
Sunrise Bank	548,658	1.01	13.03
Citizens First Bank	3,968,044	1.00	10.03
First National Bank Of Wauchula	89,360	0.98	10.13
United Southern Bank	920,724	0.85	20.13
The First National Bank Of Mount Dora	367,702	0.72	8.36
Mainstreet Community Bank Of Florida	821,332	0.66	9.09
Citizens Bank And Trust	1,425,847	0.64	43.06
Commerce Bank & Trust	174,893	0.64	10.83
Axiom Bank, National Association	843,676	0.32	2.99

Select Peer Average	3,532,417	1.13	16.11
----------------------------	------------------	-------------	--------------

PEER GROUP COMPARISONS REPORT
Central Florida Group

PROFITABILITY RATIOS
For the year ended December 31, 2024

Institution name	Noninterest Income/AA	Net Overhead Ratio	Efficiency Ratio	Assets (per million) per Employee
Heartland National Bank	0.25	1.10	38.26	13.85
Winter Park National Bank	0.06	1.03	43.52	27.09
First Colony Bank Of Florida	0.11	1.53	47.22	16.20
Citizens First Bank	0.57	1.01	51.12	10.20
Surety Bank	3.55	(0.07)	55.98	5.50
Southstate Bank, National Association	0.71	1.47	57.00	9.09
Cogent Bank	0.68	2.07	57.59	8.29
Bank Of Central Florida	0.22	1.84	57.89	10.88
First Bank	0.66	1.79	58.47	6.98
Crews Bank & Trust	0.81	1.78	58.50	5.99
Sunrise Bank	0.08	1.99	64.75	10.00
United Southern Bank	0.58	1.67	66.95	5.61
Mainstreet Community Bank Of Florida	0.35	1.99	69.13	7.85
Citizens Bank And Trust	0.69	1.62	76.04	7.06
Commerce Bank & Trust	0.21	2.22	77.66	8.19
The First National Bank Of Mount Dora	2.55	1.58	79.48	4.29
First National Bank Of Wauchula	0.72	3.40	80.63	4.00
Axiom Bank, National Association	1.12	3.63	87.65	6.26

Select Peer Average	0.77	1.76	62.66	9.30
----------------------------	------	------	-------	------

PEER GROUP COMPARISONS REPORT
Central Florida Group

ASSET QUALITY RATIOS
For the year ended December 31, 2024

Institution name	Allowance/ Loans	Nonperf Loans/ Total Loans	Nonperf Assets/ Total Assets	Adjusted Texas Ratio
Bank Of Central Florida	0.98	0.00	0.00	0.00
Commerce Bank & Trust	1.45	0.00	0.00	0.00
First Bank	1.70	0.00	0.00	0.00
First Colony Bank Of Florida	1.56	0.00	0.00	0.00
Sunrise Bank	1.21	0.00	0.00	0.00
Winter Park National Bank	1.24	0.00	0.00	0.00
Crews Bank & Trust	1.86	0.02	0.01	0.12
Heartland National Bank	1.55	0.20	0.04	0.47
Citizens First Bank	1.78	0.18	0.06	0.53
The First National Bank Of Mount Dora	1.72	0.21	0.07	0.76
Cogent Bank	1.00	0.17	0.13	1.37
Surety Bank	1.54	0.45	0.17	1.58
United Southern Bank	2.29	0.40	0.19	3.26
Southstate Bank, National Association	1.36	0.62	0.46	3.78
First National Bank Of Wauchula	1.53	1.00	0.76	6.97
Mainstreet Community Bank Of Florida	1.25	1.10	0.79	9.27
Citizens Bank And Trust	1.03	1.61	0.93	39.08
Axiom Bank, National Association	1.42	1.88	1.25	11.01

Select Peer Average	1.47	0.44	0.27	4.34
----------------------------	------	------	------	------

PEER GROUP COMPARISONS REPORT
Central Florida Group

STATEMENT OF CONDITION (% OF ASSETS)
For the year ended December 31, 2024

Institution name	Cash & Nointerest bearing Deps	Interest- bearing Bal	Fed Funds Sold & Repos	Held to Maturity Secs	Available for Sale Secs
Surety Bank	30.29	11.30	0.00	0.00	16.48
First National Bank Of Wauchula	5.39	8.71	0.00	0.00	6.15
First Bank	2.01	8.31	1.38	0.00	24.36
Commerce Bank & Trust	1.93	7.73	0.00	0.00	14.39
Axiom Bank, National Association	1.39	17.20	0.00	0.00	12.35
Southstate Bank, National Association	1.13	1.87	0.00	4.86	9.32
Heartland National Bank	1.10	24.17	0.00	0.00	50.38
Winter Park National Bank	0.96	16.17	0.00	17.55	8.77
United Southern Bank	0.95	9.47	0.00	0.87	36.48
Mainstreet Community Bank Of Florida	0.86	1.51	0.63	0.00	20.52
Crews Bank & Trust	0.84	15.29	0.00	18.94	8.36
First Colony Bank Of Florida	0.73	17.98	0.00	9.95	7.56
Citizens First Bank	0.67	0.16	2.24	0.00	61.24
The First National Bank Of Mount Dora	0.57	1.21	0.00	0.00	57.70
Bank Of Central Florida	0.47	13.19	0.00	0.00	17.97
Sunrise Bank	0.45	3.61	0.00	0.86	13.98
Citizens Bank And Trust	0.39	0.72	0.00	0.00	38.36
Cogent Bank	0.12	2.50	0.00	0.00	18.23

Select Peer Average	2.79	8.95	0.24	2.95	23.48
----------------------------	-------------	-------------	-------------	-------------	--------------

PEER GROUP COMPARISONS REPORT
Central Florida Group

STATEMENT OF CONDITION (% OF ASSETS)
For the year ended December 31, 2024

Institution name	Net Loans & Leases	Premises & Fixed Assets	Total Real Estate Owned	Intangible Assets
Sunrise Bank	78.50	1.49	0.00	0.00
Cogent Bank	77.83	0.20	0.00	0.12
First National Bank Of Wauchula	74.19	1.34	0.00	0.00
Southstate Bank, National Association	72.11	1.09	0.00	4.48
Commerce Bank & Trust	71.13	1.29	0.00	0.00
Mainstreet Community Bank Of Florida	70.76	2.37	0.00	0.01
Axiom Bank, National Association	65.03	1.35	0.01	0.12
Bank Of Central Florida	64.70	1.49	0.00	0.02
First Colony Bank Of Florida	62.72	0.38	0.00	0.00
First Bank	59.21	2.00	0.00	0.00
Citizens Bank And Trust	57.56	1.28	0.00	0.00
Crews Bank & Trust	54.76	1.17	0.00	0.00
Winter Park National Bank	54.36	0.33	0.00	0.00
United Southern Bank	46.03	1.19	0.00	0.00
Surety Bank	36.93	1.34	0.00	0.00
The First National Bank Of Mount Dora	33.60	1.19	0.00	0.00
Citizens First Bank	31.68	1.36	0.00	0.45
Heartland National Bank	21.58	0.54	0.00	0.00

Select Peer Average	57.37	1.19	0.00	0.29
----------------------------	-------	------	------	------

PEER GROUP COMPARISONS REPORT
Central Florida Group

STATEMENT OF CONDITION (% OF TOTAL FUNDING SOURCES)
For the year ended December 31, 2024

Institution name	Non Interest Bearing Deps	Interest Bearing Deps	Total Deps	Total Fed Funds & Repos	Other Borrowed Money
United Southern Bank	96.89	0.00	96.89	0.00	3.11
The First National Bank Of Mount Dora	42.35	57.65	100.00	0.00	0.00
Surety Bank	40.69	59.31	100.00	0.00	0.00
Crews Bank & Trust	39.82	60.12	99.93	0.07	0.00
Axiom Bank, National Association	39.68	60.32	100.00	0.00	0.00
First Colony Bank Of Florida	36.66	63.34	100.00	0.00	0.00
Citizens Bank And Trust	34.60	64.64	99.24	0.76	0.00
First Bank	34.04	65.96	100.00	0.00	0.00
Commerce Bank & Trust	32.87	64.63	97.49	2.51	0.00
Bank Of Central Florida	31.00	69.00	100.00	0.00	0.00
Mainstreet Community Bank Of Florida	30.03	68.66	98.69	1.31	0.00
Cogent Bank	28.17	71.83	100.00	0.00	0.00
First National Bank Of Wauchula	28.10	63.53	91.64	1.93	6.43
Southstate Bank, National Association	26.63	72.04	98.66	1.33	0.00
Winter Park National Bank	25.50	73.95	99.45	0.55	0.00
Heartland National Bank	23.49	73.34	96.83	3.17	0.00
Sunrise Bank	22.26	74.52	96.78	0.00	3.22
Citizens First Bank	14.63	79.71	94.34	5.66	0.00

Select Peer Average	34.86	63.47	98.33	0.96	0.71
----------------------------	-------	-------	-------	------	------

PEER GROUP COMPARISONS REPORT
Central Florida Group

YIELDS, COSTS & SPREADS - ASSET YIELDS
For the year ended December 31, 2024

Institution name	Yield on Earning Assets	Cost of Funds	Net Interest Margin	Avg Earning Assets/AA
First National Bank Of Wauchula	6.51	2.59	4.78	91.81
Axiom Bank, National Association	6.67	3.86	4.48	95.95
Cogent Bank	6.83	4.02	4.09	99.21
First Bank	4.87	1.91	3.72	94.30
Crews Bank & Trust	4.90	2.42	3.63	98.33
Surety Bank	5.61	3.09	3.48	72.57
Bank Of Central Florida	5.06	2.60	3.43	97.06
Southstate Bank, National Association	5.06	2.46	3.40	91.09
Heartland National Bank	4.92	2.21	3.37	97.00
First Colony Bank Of Florida	5.19	2.16	3.28	99.09
Mainstreet Community Bank Of Florida	4.87	2.52	3.23	94.22
Sunrise Bank	5.88	3.90	3.17	98.23
Commerce Bank & Trust	5.13	3.20	2.98	96.53
United Southern Bank	4.01	1.49	2.88	96.23
Citizens First Bank	4.19	1.92	2.51	97.50
Winter Park National Bank	4.83	3.17	2.50	97.87
The First National Bank Of Mount Dora	3.76	2.35	2.47	97.92
Citizens Bank And Trust	3.97	2.53	2.40	96.78
Select Peer Average	5.13	2.69	3.34	95.09