

# First National Bank Of Wauchula

Wauchula, FL

Established

1/12/1960

## Florida Bank and Thrift Performance Report

### Table of Contents

<b>Title</b>	<b>Page</b>
PEER GROUP POSITION	1
EXECUTIVE SUMMARY	2
SELECTED FINANCIAL DATA	3
SECURITIES COMPOSITION	4
LOAN PORTFOLIO COMPOSITION	5
LOAN PORTFOLIO QUALITY	6
DEPOSIT BASE COMPOSITION	7
INTEREST INCOME COMPOSITION	8
INTEREST EXPENSE COMPOSITION	9
NONINTEREST INCOME COMPOSITION	10
NONINTEREST EXPENSE COMPOSITION	11
PEER GROUP COMPARISONS REPORT	12-22

#### FLORIDA BANKING TEAM

Ted Hacker, Steve Kania, Robert Brink, David Ajvazi, Erica Hines, Sacha Widmaier, Anthony Hagbartsen, Madeline Bogumil, Phillip Berdeguer, Andrew Joyce, Mai Tran, Meranda Joseph, Patricia Romero, Vanessa Hossler, Adam McCord, Allyson Wiitala, Jacob Ingram, Rachel Jean, Brendan Yosko, Martha Zubia, Stephanie Flores, Joshua Koelsch, Krishna Reddy, Jacob Frantzen, Sander Maldonado, Brian Katz, Nicholas Singh

Information contained herein was obtained from FIS is believed to be reliable however, accuracy is not guaranteed and all peer and state averages are simple averages.

**PEER GROUP POSITION**  
**For the**  
**Central Florida Group**

**For the year ended December 31, 2024**

Institution name	Total Assets (\$'000's)
Southstate Bank, National Association	46,369,727
Citizens First Bank	3,987,481
Crews Bank & Trust	2,185,236
Cogent Bank	1,973,429
Citizens Bank And Trust	1,348,118
Bank Of Central Florida	1,153,440
Axiom Bank, National Association	870,746
United Southern Bank	852,633
Winter Park National Bank	839,888
Mainstreet Community Bank Of Florida	832,236
First Bank	739,517
Heartland National Bank	734,080
Sunrise Bank	579,762
The First National Bank Of Mount Dora	351,370
First Colony Bank Of Florida	307,755
Surety Bank	192,505
Commerce Bank & Trust	171,950
First National Bank Of Wauchula	88,033

Institution name	Return on Avg Assets (%)
Surety Bank	2.60
First Colony Bank Of Florida	1.72
Crews Bank & Trust	1.68
Heartland National Bank	1.63
Cogent Bank	1.34
First Bank	1.26
Southstate Bank, National Association	1.22
Bank Of Central Florida	1.11
Winter Park National Bank	1.02
Sunrise Bank	1.01
Citizens First Bank	1.00
First National Bank Of Wauchula	0.98
United Southern Bank	0.85
The First National Bank Of Mount Dora	0.72
Mainstreet Community Bank Of Florida	0.66
Citizens Bank And Trust	0.64
Commerce Bank & Trust	0.64
Axiom Bank, National Association	0.32

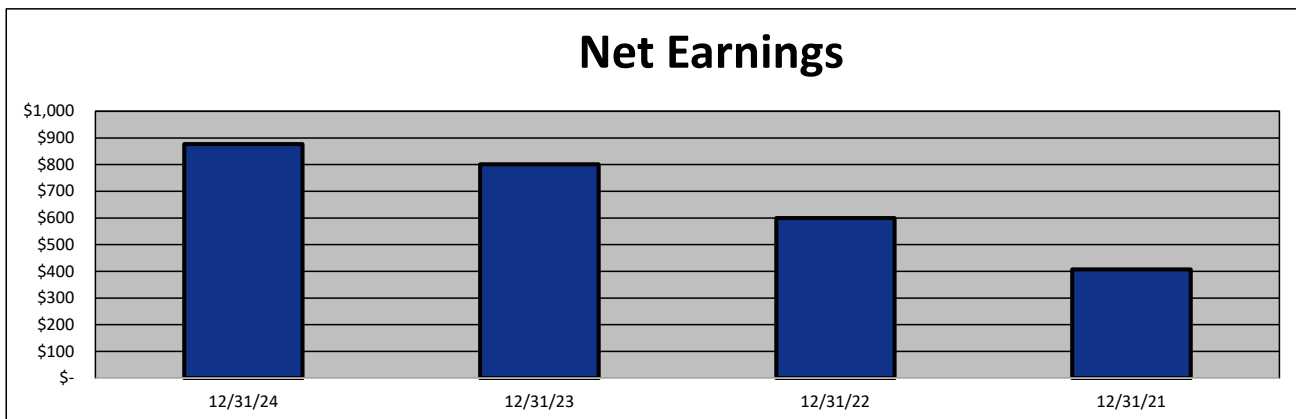
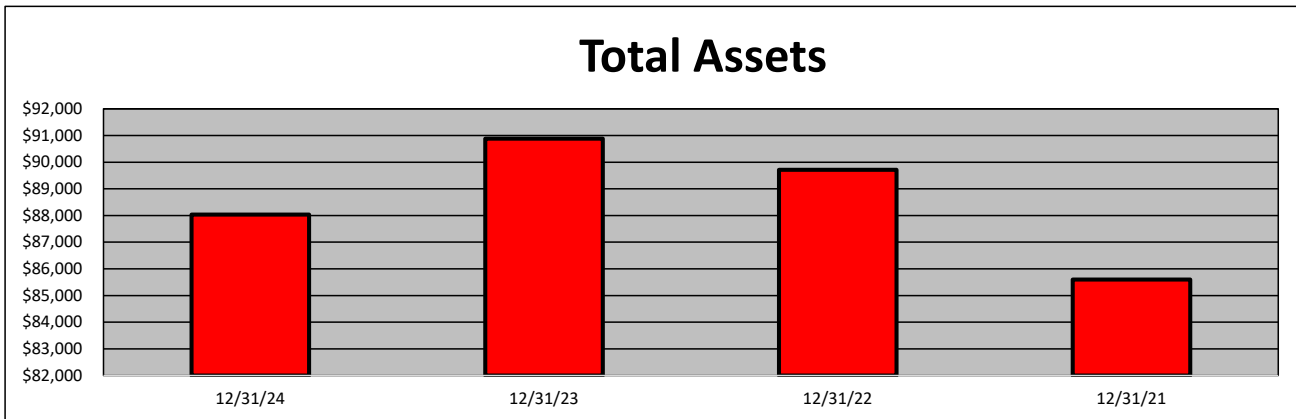
**EXECUTIVE SUMMARY - First National Bank of Wauchula  
(Percentage)**

Period Ending	12/31/24	12/31/23	12/31/22	12/31/21	State Avg.	Peer Avg.
<b>CAPITAL RATIOS</b>						
Equity/Assets	9.70	9.29	8.95	9.84	10.71	8.21
Leverage Ratio	11.03	10.69	10.43	10.41	11.67	9.70
Tier 1 Cap/Risk Based Assets	0.00	0.00	0.00	0.00	15.53	10.37
Risk Based Ratio	0.00	0.00	0.00	0.00	16.34	11.12
Common Equity Tier 1 Capital Ratio	NA	0.00	0.00	0.00	15.48	10.37
<b>BALANCE SHEET RATIOS:</b>						
Loan/Deposit Ratio	93.14	87.81	81.65	83.36	74.93	65.44
Loans/Assets	75.34	76.07	72.84	73.24	63.48	58.27
Securities/Assets	6.15	6.45	7.02	9.38	19.42	26.42
<b>PROFITABILITY:</b>						
Return on Avg Assets	0.98	0.91	0.68	0.48	(0.10)	1.13
Return on Avg Equity	10.13	9.59	7.54	4.87	9.28	16.11
Nonint Income/Avg Assets	0.72	0.36	0.35	0.43	0.79	0.77
Net Overhead Ratio	3.40	3.78	3.59	3.69	2.99	1.76
Efficiency Ratio	80.63	81.04	84.08	93.73	70.68	62.66
Assets (per million) per Employee	4.00	3.37	3.32	3.17	10.47	9.30
<b>ASSET QUALITY:</b>						
Allowance/Loans	1.53	1.44	1.30	1.15	1.25	1.47
Nonperforming Loans/Total Loans	1.00	0.66	0.64	1.09	0.52	0.44
Nonperforming Assets/Total Assets	0.76	0.50	0.46	0.80	0.36	0.27
Adjusted Texas Ratio	6.97	4.81	4.69	7.47	3.66	4.34
<b>YIELDS &amp; COSTS:</b>						
Yield on earning assets	6.51	5.98	5.11	4.85	5.44	5.13
Cost of funds	2.59	1.29	0.36	0.53	3.04	2.69
Net interest margin	4.78	5.16	4.86	4.51	2.91	3.34
Avg Earning Assets/Avg Assets	91.81	91.92	88.98	87.47	95.35	95.09

**SELECTED FINANCIAL DATA - First National Bank of Wauchula**  
(Dollars in Thousands)

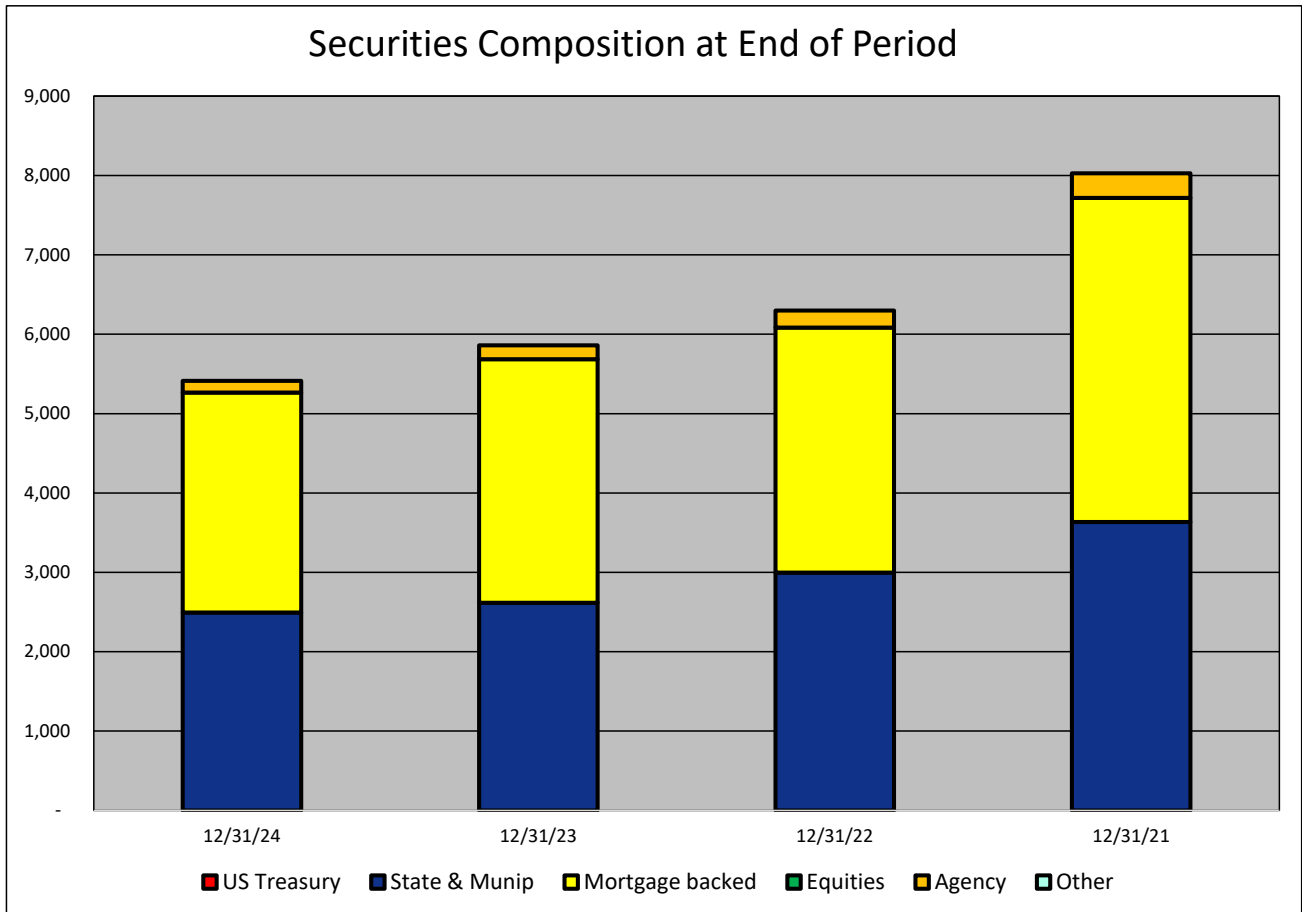
<b>As of:</b>	<b>12/31/24</b>	<b>12/31/23</b>	<b>12/31/22</b>	<b>12/31/21</b>	<b>\$ Change 12 MTHS</b>	<b>% Change 12 MTHS</b>
Total Assets	88,033	90,878	89,713	85,600	(2,845)	(3.13)
Cash and Equivalents	12,416	11,911	14,210	10,907	505	4.24
Securities	5,413	5,859	6,297	8,028	(446)	(7.61)
Loans, net	66,326	69,135	65,345	62,695	(2,809)	(4.06)
Deposit Accounts	71,209	78,734	80,029	75,213	(7,525)	(9.56)
Fed Funds & Repos	1,500	-	-	-	1,500	NA
Total Equity	8,543	8,444	8,029	8,420	99	1.17

<b>Period Ending</b>	<b>12/31/24</b>	<b>12/31/23</b>	<b>12/31/22</b>	<b>12/31/21</b>	<b>\$ Change 12 MTHS</b>	<b>% Change 12 MTHS</b>
Net Earnings	877	801	600	407	76	9.49
Interest Income	5,337	4,846	4,013	3,564	491	10.13
Interest Expense	1,419	666	192	254	753	113.06
Net Interest Income	3,918	4,180	3,821	3,310	(262)	(6.27)
Prov for Credit Losses	-	45	50	(174)	(45)	(100.00)
Noninterest income	640	316	310	362	324	102.53
Gain on Sale of Securities	-	-	-	21	-	NA
Noninterest Expense	3,681	3,650	3,481	3,460	31	0.85
Net Operating Income	877	801	600	386	76	9.49
Income Taxes	-	-	-	-	-	NA



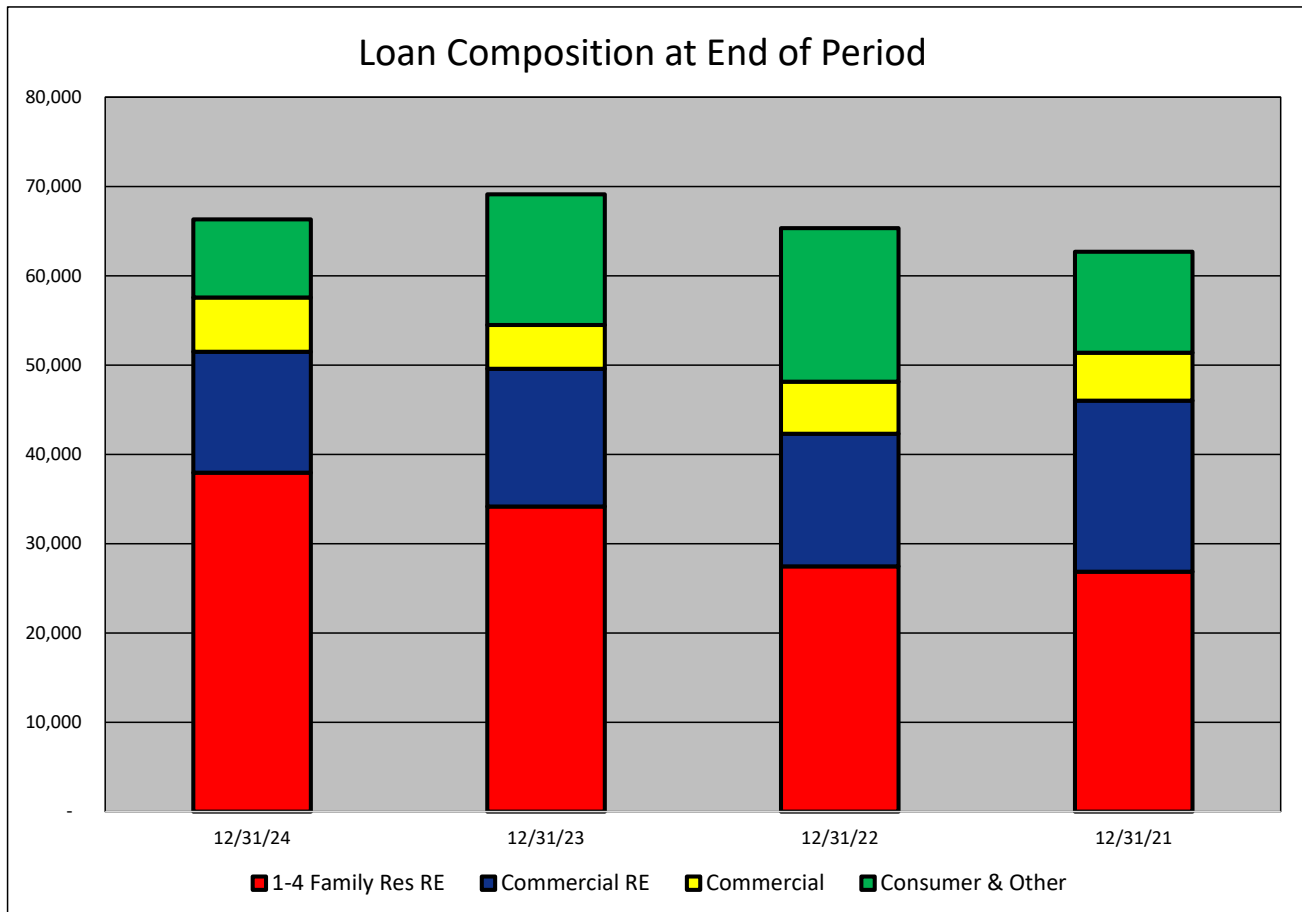
**SECURITIES COMPOSITION - First National Bank of Wauchula**  
(Dollars in Thousands)

As of:	12/31/24	12/31/23	12/31/22	12/31/21	\$ Change 12 MTHS	% Change 12 MTHS
<b>SECURITIES CATEGORY:</b>						
US Treasury	-	-	-	-	-	NA
State & Munip	2,493	2,616	2,998	3,635	(123)	(4.70)
Mortgage backed	2,771	3,069	3,085	4,082	(298)	(9.71)
Equities	-	-	-	-	-	NA
Agency	149	174	214	311	(25)	(14.37)
Other	-	-	-	-	-	NA
<b>Total Securities</b>	<b>5,413</b>	<b>5,859</b>	<b>6,297</b>	<b>8,028</b>	<b>(446)</b>	<b>(7.61)</b>



**LOAN PORTFOLIO COMPOSITION - First National Bank of Wauchula**  
(Dollars in Thousands)

As of:	12/31/24	12/31/23	12/31/22	12/31/21	\$ Change 12 MTHS	% Change 12 MTHS
<b>LOAN CATEGORY:</b>						
1-4 Family Res RE	37,966	34,176	27,472	26,867	3,790	11.09
Commercial RE	13,536	15,426	14,831	19,164	(1,890)	(12.25)
Commercial	6,057	4,882	5,844	5,357	1,175	24.07
Consumer & Other	8,767	14,651	17,198	11,307	(5,884)	(40.16)
Loans, Net	66,326	69,135	65,345	62,695	(2,809)	(4.06)



**LOAN PORTFOLIO QUALITY - First National Bank of Wauchula**  
(Dollars in Thousands)

As of:	12/31/24	12/31/23	12/31/22	12/31/21	\$ Change 12 MTHS	% Change 12 MTHS
--------	----------	----------	----------	----------	----------------------	---------------------

**ALLOWANCE FOR CREDIT LOSSES (LOANS):**

Beginning Balance	999	850	720	841	149	17.53
Total Recoveries	18	104	80	63	(86)	(82.69)
Total Charge-offs	3	-	-	10	3	NA
Provision Expense	-	45	50	(174)	(45)	(100.00)
Writedown Transfer Loans HFS	-	-	-	-	-	NA
Adjustments	-	-	-	-	-	NA
Ending Balance	1,014	999	850	720	15	1.50

**NON-PERFORMING ASSETS:**

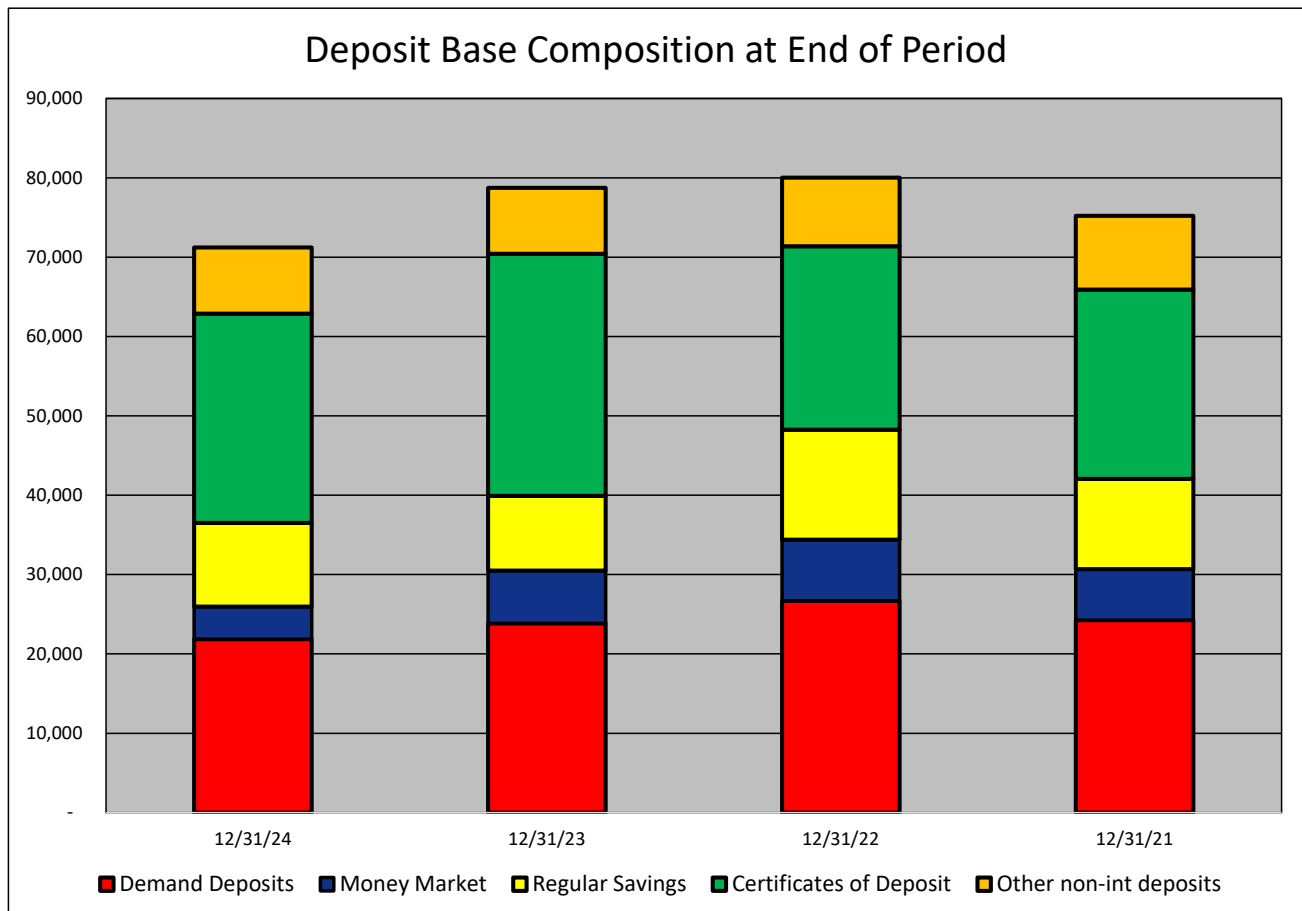
Total-90+ Days Past Due	-	-	-	-	-	NA
Total-Nonaccrual	666	454	416	683	212	46.70
Foreclosed Real Estate	-	-	-	-	-	NA
Total Non-perf Assets	666	454	416	683	212	46.70

**DEPOSIT BASE COMPOSITION - First National Bank of Wauchula**  
(Dollars in Thousands)

As of:	12/31/24	12/31/23	12/31/22	12/31/21	\$ Change 12 MTHS	% Change 12 MTHS
--------	----------	----------	----------	----------	----------------------	---------------------

**DEPOSIT BASE CATEGORY:**

Demand Deposits	21,854	23,843	26,711	24,238	(1,989)	(8.34)
Money Market	4,110	6,669	7,686	6,444	(2,559)	(38.37)
Regular Savings	10,551	9,401	13,862	11,393	1,150	12.23
Certificates of Deposit	26,360	30,522	23,122	23,842	(4,162)	(13.64)
Other non-int deposits	8,334	8,299	8,648	9,296	35	0.42
<b>Total Deposits</b>	<b>71,209</b>	<b>78,734</b>	<b>80,029</b>	<b>75,213</b>	<b>(7,525)</b>	<b>(9.56)</b>



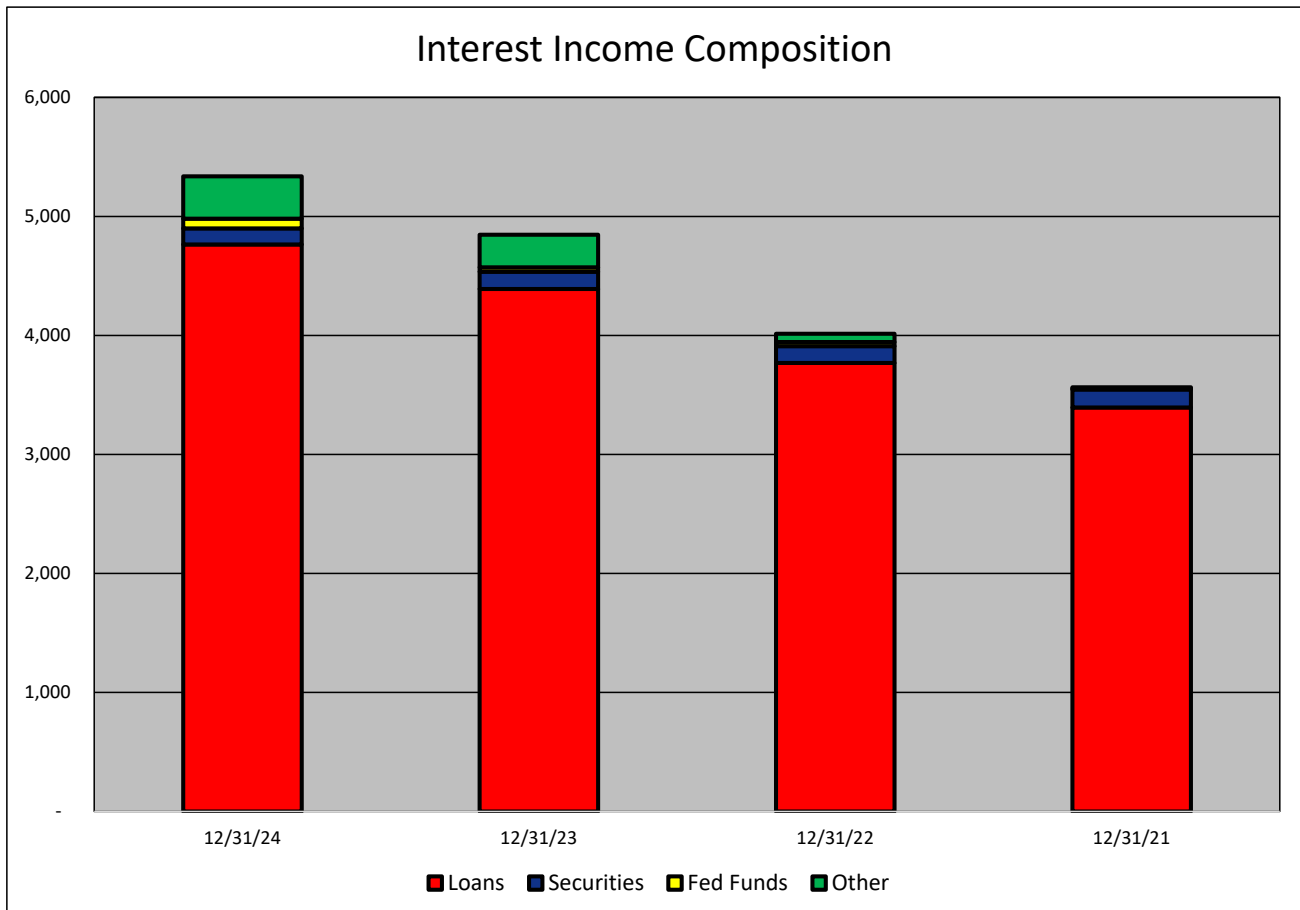


**INTEREST INCOME COMPOSITION- First National Bank of Wauchula**  
(Dollars in Thousands)

As of:	12/31/24	12/31/23	12/31/22	12/31/21	\$ Change 12 MTHS	% Change 12 MTHS
--------	----------	----------	----------	----------	----------------------	---------------------

**INTEREST INCOME CATEGORY**

Loans	4,765	4,391	3,769	3,395	374	8.52
Securities	135	145	140	151	(10)	(6.90)
Fed Funds	80	36	36	9	44	122.22
Other	357	274	68	9	83	30.29
<b>Total Int Income</b>	5,337	4,846	4,013	3,564	491	10.13

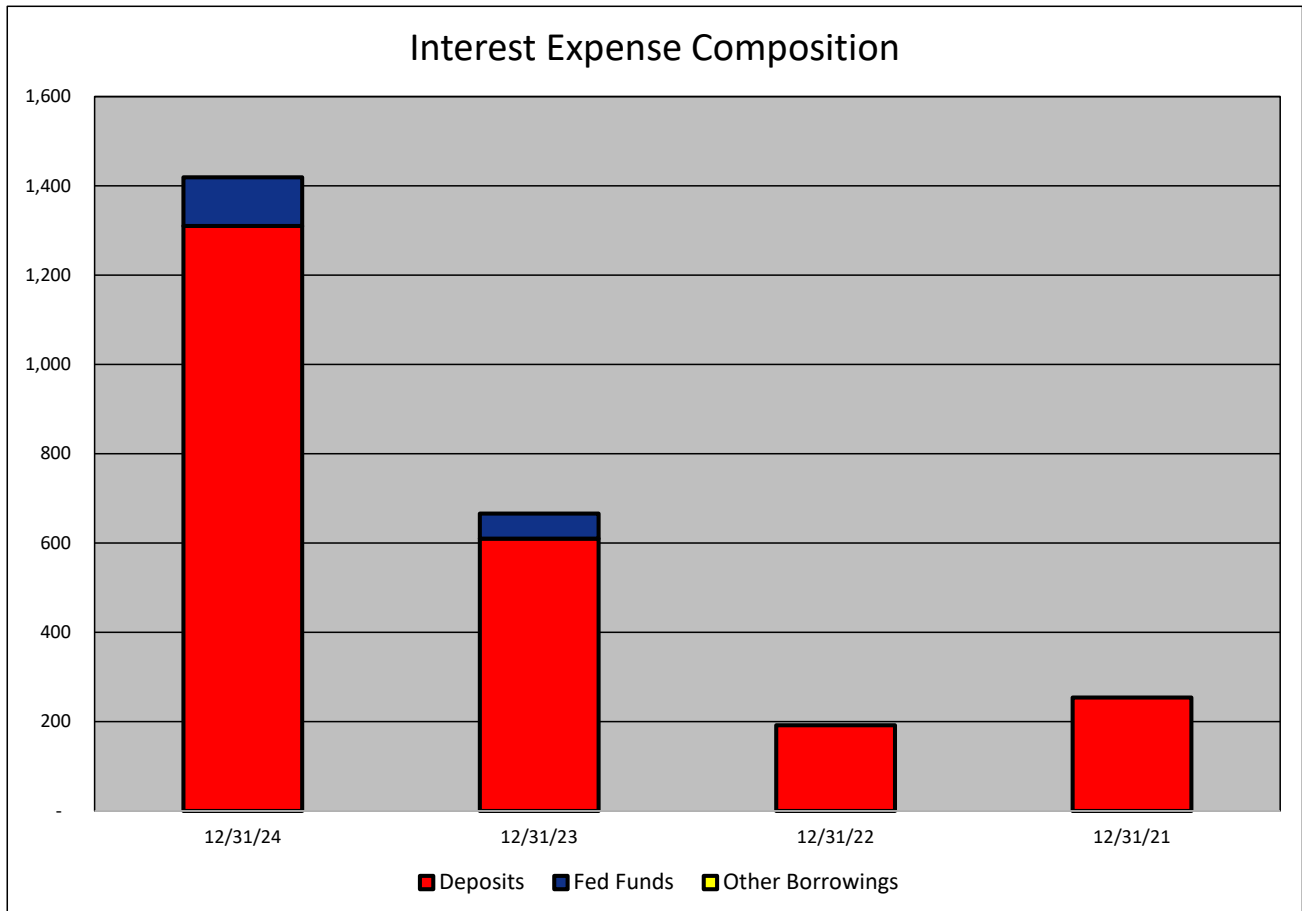


**INTEREST EXPENSE COMPOSITION- First National Bank of Wauchula**  
(Dollars in Thousands)

As of:	12/31/24	12/31/23	12/31/22	12/31/21	\$ Change 12 MTHS	% Change 12 MTHS
--------	----------	----------	----------	----------	----------------------	---------------------

**INTEREST EXPENSE CATEGORY**

Deposits	1,310	610	192	254	700	114.75
Fed Funds	109	56	-	-	53	94.64
Other Borrowings	-	-	-	-	-	NA
<b>Total Int Expense</b>	<b>1,419</b>	<b>666</b>	<b>192</b>	<b>254</b>	<b>753</b>	<b>113.06</b>

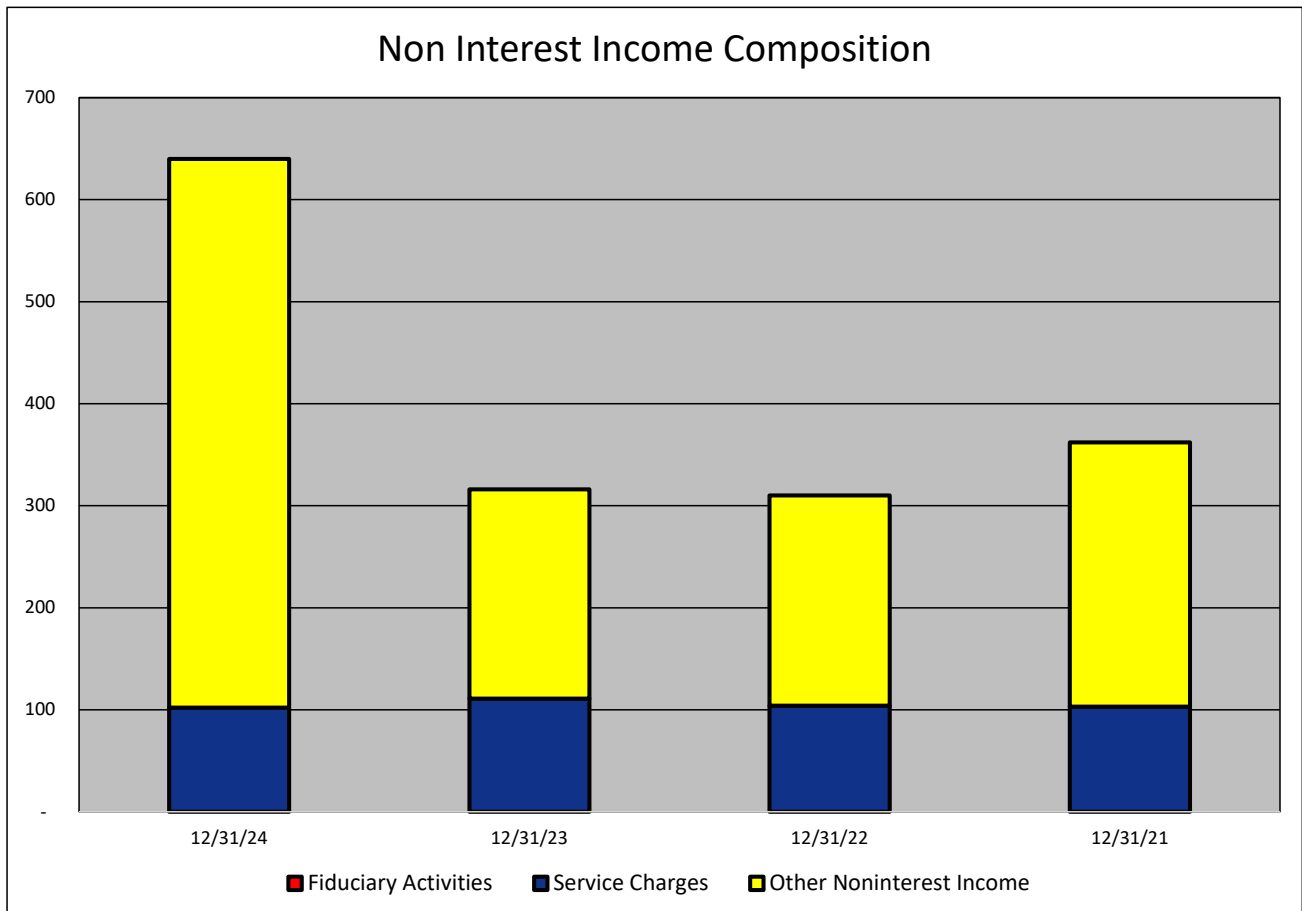


**NONINTEREST INCOME COMPOSITION- First National Bank of Wauchula**  
(Dollars in Thousands)

As of:	12/31/24	12/31/23	12/31/22	12/31/21	\$ Change 12 MTHS	% Change 12 MTHS
--------	----------	----------	----------	----------	----------------------	---------------------

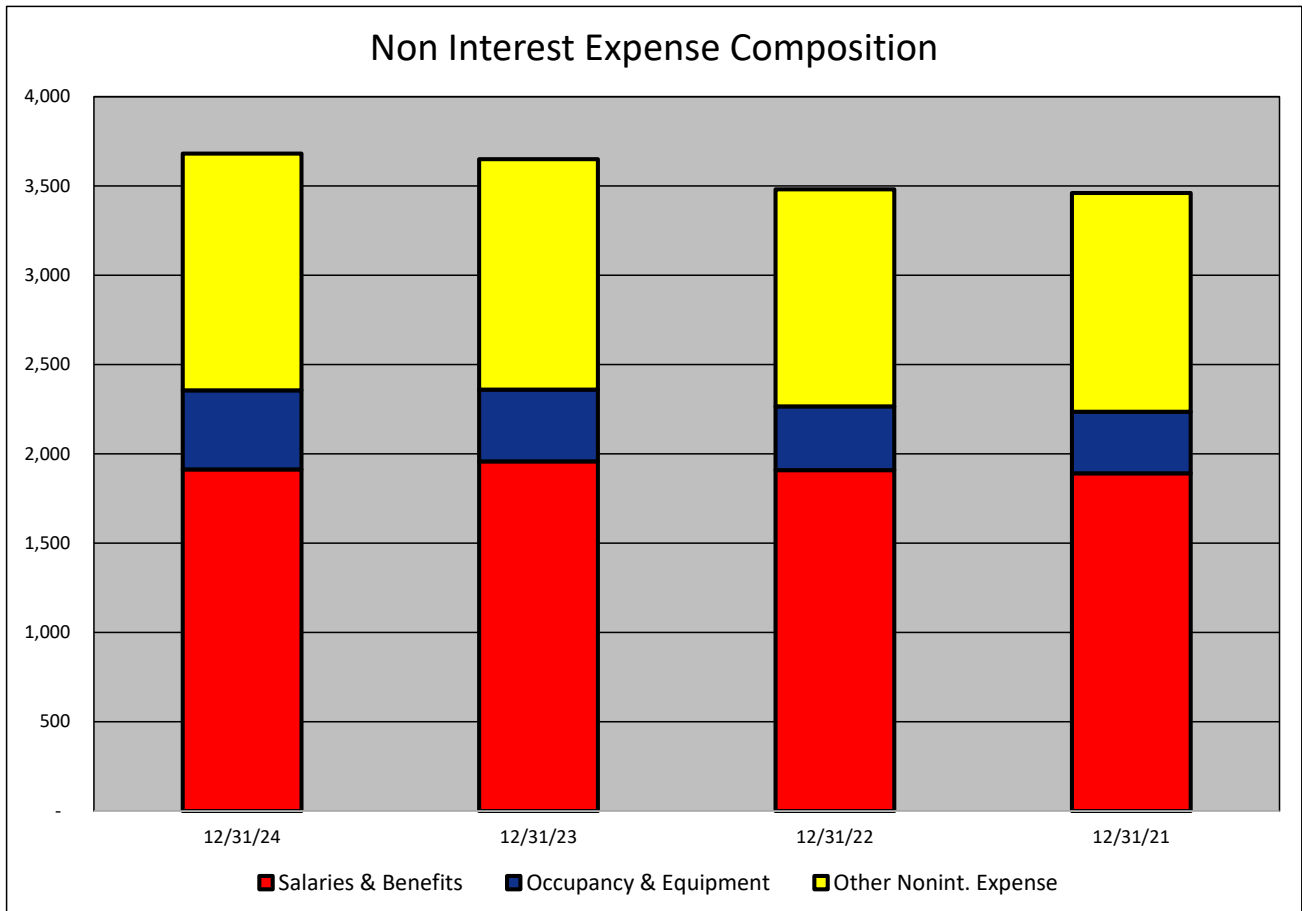
**NONINTEREST INCOME CATEGORY**

Fiduciary Activities	-	-	-	-	-	NA
Service Charges	102	111	104	103	(9)	(8.11)
Other Noninterest Income	538	205	206	259	333	162.44
<b>Total Nonint. Income</b>	<b>640</b>	<b>316</b>	<b>310</b>	<b>362</b>	<b>324</b>	<b>102.53</b>



**NONINTEREST EXPENSE COMPOSITION- First National Bank of Wauchula**  
(Dollars in Thousands)

As of:	12/31/24	12/31/23	12/31/22	12/31/21	\$ Change 12 MTHS	% Change 12 MTHS
<b>NONINTEREST EXPENSE CATEGORY</b>						
Salaries & Benefits	1,913	1,958	1,909	1,891	(45)	(2.30)
Occupancy & Equipment	443	402	357	345	41	10.20
Other Nonint. Expense	1,325	1,290	1,215	1,224	35	2.71
<b>Total Nonint. Expense</b>	<b>3,681</b>	<b>3,650</b>	<b>3,481</b>	<b>3,460</b>	<b>31</b>	<b>0.85</b>



**PEER GROUP COMPARISONS REPORT**  
**Central Florida Group**

BALANCE SHEET

Institution name	Total Assets \$000		% Change in Assets
	This Year	Last Year	
Sunrise Bank	579,762	494,572	17.22
Cogent Bank	1,973,429	1,762,087	11.99
Winter Park National Bank	839,888	770,425	9.02
First Colony Bank Of Florida	307,755	282,827	8.81
Mainstreet Community Bank Of Florida	832,236	774,020	7.52
Citizens First Bank	3,987,481	3,726,803	6.99
First Bank	739,517	704,456	4.98
Axiom Bank, National Association	870,746	837,042	4.03
Bank Of Central Florida	1,153,440	1,109,820	3.93
Southstate Bank, National Association	46,369,727	44,886,855	3.30
Heartland National Bank	734,080	712,901	2.97
Commerce Bank & Trust	171,950	167,183	2.85
Crews Bank & Trust	2,185,236	2,127,636	2.71
Citizens Bank And Trust	1,348,118	1,330,358	1.33
First National Bank Of Wauchula	88,033	90,878	(3.13)
The First National Bank Of Mount Dora	351,370	373,192	(5.85)
United Southern Bank	852,633	907,269	(6.02)
Surety Bank	192,505	206,218	(6.65)

<b>Select Peer Average</b>	3,532,106	3,403,586	3.67
----------------------------	-----------	-----------	------

**PEER GROUP COMPARISONS REPORT**  
**Central Florida Group**

BALANCE SHEET

Institution name	Total Loans \$000		% Change in Loans
	This Year	Last Year	
Mainstreet Community Bank Of Florida	598,059	504,970	<b>18.43</b>
Sunrise Bank	460,722	396,477	<b>16.20</b>
Cogent Bank	1,552,863	1,421,338	<b>9.25</b>
Citizens Bank And Trust	784,055	720,113	<b>8.88</b>
United Southern Bank	401,638	372,049	<b>7.95</b>
Commerce Bank & Trust	124,105	115,241	<b>7.69</b>
First Colony Bank Of Florida	196,077	183,457	<b>6.88</b>
First Bank	445,473	419,040	<b>6.31</b>
Winter Park National Bank	462,298	435,203	<b>6.23</b>
Crews Bank & Trust	1,219,258	1,156,223	<b>5.45</b>
Southstate Bank, National Association	34,182,353	32,439,377	<b>5.37</b>
Citizens First Bank	1,297,601	1,236,432	<b>4.95</b>
The First National Bank Of Mount Dora	120,122	114,880	<b>4.56</b>
Bank Of Central Florida	753,711	720,926	<b>4.55</b>
Heartland National Bank	161,072	154,302	<b>4.39</b>
Axiom Bank, National Association	574,347	561,080	<b>2.36</b>
First National Bank Of Wauchula	66,326	69,135	<b>(4.06)</b>
Surety Bank	72,205	81,604	<b>(11.52)</b>

<b>Select Peer Average</b>	2,415,127	2,283,436	5.77
----------------------------	-----------	-----------	------

**PEER GROUP COMPARISONS REPORT**  
*Central Florida Group*

**CAPITAL RATIOS**  
For the year ended December 31, 2024

Institution name	Equity/ Assets	Leverage Ratio	Tier 1 Risk- based Ratio	Risk based Capital Ratio	Common Equity Tier 1 Capital Ratio
Surety Bank	10.11	<b>12.66</b>	27.88	29.10	27.88
Citizens First Bank	10.20	<b>12.50</b>	19.32	20.26	19.32
The First National Bank Of Mount Dora	8.84	<b>11.63</b>	0.00	0.00	0.00
First National Bank Of Wauchula	9.70	<b>11.03</b>	0.00	0.00	0.00
Axiom Bank, National Association	10.54	<b>10.80</b>	13.86	15.11	13.86
Southstate Bank, National Association	13.29	<b>10.64</b>	13.38	14.64	13.38
Crews Bank & Trust	10.38	<b>10.56</b>	0.00	0.00	0.00
Heartland National Bank	8.89	<b>9.51</b>	27.62	28.71	27.62
First Bank	8.80	<b>9.46</b>	14.53	15.78	14.53
Sunrise Bank	8.04	<b>9.19</b>	0.00	0.00	0.00
Commerce Bank & Trust	6.12	<b>9.15</b>	12.23	13.48	12.23
United Southern Bank	4.64	<b>9.15</b>	0.00	0.00	0.00
Mainstreet Community Bank Of Florida	7.67	<b>9.04</b>	0.00	0.00	0.00
Cogent Bank	8.88	<b>8.88</b>	10.87	11.88	10.87
First Colony Bank Of Florida	8.05	<b>8.54</b>	12.37	13.62	12.37
Bank Of Central Florida	6.84	<b>8.17</b>	12.21	13.17	12.21
Citizens Bank And Trust	1.80	<b>7.51</b>	12.08	13.02	12.08
Winter Park National Bank	5.02	<b>6.15</b>	10.24	11.38	10.24

<b>Select Peer Average</b>	8.21	9.70	10.37	11.12	10.37
----------------------------	------	------	-------	-------	-------

**PEER GROUP COMPARISONS REPORT**  
*Central Florida Group*

**BALANCE SHEET RATIOS**  
For the year ended December 31, 2024

Institution name	Loans/ Deposits	Gross Loans/ Assets	Securities/ Assets
First National Bank Of Wauchula	<b>93.14</b>	75.34	6.15
Sunrise Bank	<b>90.12</b>	79.47	14.85
Southstate Bank, National Association	<b>89.55</b>	73.72	14.18
Cogent Bank	<b>87.01</b>	78.69	18.23
Commerce Bank & Trust	<b>80.33</b>	72.18	14.39
Mainstreet Community Bank Of Florida	<b>79.55</b>	71.86	20.52
Axiom Bank, National Association	<b>74.57</b>	65.96	12.35
Bank Of Central Florida	<b>70.89</b>	65.34	17.97
First Colony Bank Of Florida	<b>69.63</b>	63.71	17.52
First Bank	<b>66.49</b>	60.24	24.36
Crews Bank & Trust	<b>62.54</b>	55.80	27.29
Citizens Bank And Trust	<b>60.23</b>	58.16	38.36
Winter Park National Bank	<b>58.57</b>	55.04	26.31
United Southern Bank	<b>51.53</b>	47.11	37.36
Surety Bank	<b>41.90</b>	37.51	16.48
Citizens First Bank	<b>38.75</b>	32.54	61.24
The First National Bank Of Mount Dora	<b>37.91</b>	34.19	57.70
Heartland National Bank	<b>25.13</b>	21.94	50.38

<b>Select Peer Average</b>	65.44	58.27	26.42
----------------------------	-------	-------	-------



**PEER GROUP COMPARISONS REPORT**  
*Central Florida Group*

**PROFITABILITY RATIOS**  
**For the year ended December 31, 2024**

Institution name	Avg Total Assets (\$000)	Return on Avg Assets	Return on Avg Equity
Surety Bank	202,862	<b>2.60</b>	27.38
First Colony Bank Of Florida	311,165	<b>1.72</b>	21.95
Crews Bank & Trust	2,156,750	<b>1.68</b>	16.06
Heartland National Bank	725,386	<b>1.63</b>	19.82
Cogent Bank	1,911,330	<b>1.34</b>	16.31
First Bank	735,151	<b>1.26</b>	14.94
Southstate Bank, National Association	46,420,348	<b>1.22</b>	9.47
Bank Of Central Florida	1,128,106	<b>1.11</b>	16.69
Winter Park National Bank	832,175	<b>1.02</b>	19.72
Sunrise Bank	548,658	<b>1.01</b>	13.03
Citizens First Bank	3,968,044	<b>1.00</b>	10.03
<b>First National Bank Of Wauchula</b>	<b>89,360</b>	<b>0.98</b>	<b>10.13</b>
United Southern Bank	920,724	<b>0.85</b>	20.13
The First National Bank Of Mount Dora	367,702	<b>0.72</b>	8.36
Mainstreet Community Bank Of Florida	821,332	<b>0.66</b>	9.09
Citizens Bank And Trust	1,425,847	<b>0.64</b>	43.06
Commerce Bank & Trust	174,893	<b>0.64</b>	10.83
Axiom Bank, National Association	843,676	<b>0.32</b>	2.99

<b>Select Peer Average</b>	<b>3,532,417</b>	<b>1.13</b>	<b>16.11</b>
----------------------------	------------------	-------------	--------------

**PEER GROUP COMPARISONS REPORT**  
*Central Florida Group*

**PROFITABILITY RATIOS**  
**For the year ended December 31, 2024**

Institution name	Noninterest Income/AA	Net Overhead Ratio	Efficiency Ratio	Assets (per million) per Employee
Heartland National Bank	0.25	1.10	<b>38.26</b>	13.85
Winter Park National Bank	0.06	1.03	<b>43.52</b>	27.09
First Colony Bank Of Florida	0.11	1.53	<b>47.22</b>	16.20
Citizens First Bank	0.57	1.01	<b>51.12</b>	10.20
Surety Bank	3.55	(0.07)	<b>55.98</b>	5.50
Southstate Bank, National Association	0.71	1.47	<b>57.00</b>	9.09
Cogent Bank	0.68	2.07	<b>57.59</b>	8.29
Bank Of Central Florida	0.22	1.84	<b>57.89</b>	10.88
First Bank	0.66	1.79	<b>58.47</b>	6.98
Crews Bank & Trust	0.81	1.78	<b>58.50</b>	5.99
Sunrise Bank	0.08	1.99	<b>64.75</b>	10.00
United Southern Bank	0.58	1.67	<b>66.95</b>	5.61
Mainstreet Community Bank Of Florida	0.35	1.99	<b>69.13</b>	7.85
Citizens Bank And Trust	0.69	1.62	<b>76.04</b>	7.06
Commerce Bank & Trust	0.21	2.22	<b>77.66</b>	8.19
The First National Bank Of Mount Dora	2.55	1.58	<b>79.48</b>	4.29
<b>First National Bank Of Wauchula</b>	<b>0.72</b>	<b>3.40</b>	<b>80.63</b>	<b>4.00</b>
Axiom Bank, National Association	1.12	3.63	<b>87.65</b>	6.26

<b>Select Peer Average</b>	0.77	1.76	62.66	9.30
----------------------------	------	------	-------	------

**PEER GROUP COMPARISONS REPORT**  
*Central Florida Group*

**ASSET QUALITY RATIOS**  
For the year ended December 31, 2024

Institution name	Allowance/ Loans	Nonperf Loans/ Total Loans	Nonperf Assets/ Total Assets	Adjusted Texas Ratio
Bank Of Central Florida	0.98	0.00	<b>0.00</b>	0.00
Commerce Bank & Trust	1.45	0.00	<b>0.00</b>	0.00
First Bank	1.70	0.00	<b>0.00</b>	0.00
First Colony Bank Of Florida	1.56	0.00	<b>0.00</b>	0.00
Sunrise Bank	1.21	0.00	<b>0.00</b>	0.00
Winter Park National Bank	1.24	0.00	<b>0.00</b>	0.00
Crews Bank & Trust	1.86	0.02	<b>0.01</b>	0.12
Heartland National Bank	1.55	0.20	<b>0.04</b>	0.47
Citizens First Bank	1.78	0.18	<b>0.06</b>	0.53
The First National Bank Of Mount Dora	1.72	0.21	<b>0.07</b>	0.76
Cogent Bank	1.00	0.17	<b>0.13</b>	1.37
Surety Bank	1.54	0.45	<b>0.17</b>	1.58
United Southern Bank	2.29	0.40	<b>0.19</b>	3.26
Southstate Bank, National Association	1.36	0.62	<b>0.46</b>	3.78
<b>First National Bank Of Wauchula</b>	<b>1.53</b>	<b>1.00</b>	<b>0.76</b>	<b>6.97</b>
Mainstreet Community Bank Of Florida	1.25	1.10	<b>0.79</b>	9.27
Citizens Bank And Trust	1.03	1.61	<b>0.93</b>	39.08
Axiom Bank, National Association	1.42	1.88	<b>1.25</b>	11.01

<b>Select Peer Average</b>	1.47	0.44	0.27	4.34
----------------------------	------	------	------	------

**PEER GROUP COMPARISONS REPORT**  
*Central Florida Group*

**STATEMENT OF CONDITION (% OF ASSETS)**  
**For the year ended December 31, 2024**

Institution name	Cash & Nointerest bearing Deps	Interest- bearing Bal	Fed Funds Sold & Repos	Held to Maturity Secs	Available for Sale Secs
Surety Bank	<b>30.29</b>	11.30	0.00	0.00	16.48
First National Bank Of Wauchula	<b>5.39</b>	8.71	0.00	0.00	6.15
First Bank	<b>2.01</b>	8.31	1.38	0.00	24.36
Commerce Bank & Trust	<b>1.93</b>	7.73	0.00	0.00	14.39
Axiom Bank, National Association	<b>1.39</b>	17.20	0.00	0.00	12.35
Southstate Bank, National Association	<b>1.13</b>	1.87	0.00	4.86	9.32
Heartland National Bank	<b>1.10</b>	24.17	0.00	0.00	50.38
Winter Park National Bank	<b>0.96</b>	16.17	0.00	17.55	8.77
United Southern Bank	<b>0.95</b>	9.47	0.00	0.87	36.48
Mainstreet Community Bank Of Florida	<b>0.86</b>	1.51	0.63	0.00	20.52
Crews Bank & Trust	<b>0.84</b>	15.29	0.00	18.94	8.36
First Colony Bank Of Florida	<b>0.73</b>	17.98	0.00	9.95	7.56
Citizens First Bank	<b>0.67</b>	0.16	2.24	0.00	61.24
The First National Bank Of Mount Dora	<b>0.57</b>	1.21	0.00	0.00	57.70
Bank Of Central Florida	<b>0.47</b>	13.19	0.00	0.00	17.97
Sunrise Bank	<b>0.45</b>	3.61	0.00	0.86	13.98
Citizens Bank And Trust	<b>0.39</b>	0.72	0.00	0.00	38.36
Cogent Bank	<b>0.12</b>	2.50	0.00	0.00	18.23

<b>Select Peer Average</b>	2.79	8.95	0.24	2.95	23.48
----------------------------	------	------	------	------	-------

**PEER GROUP COMPARISONS REPORT**  
*Central Florida Group*

**STATEMENT OF CONDITION (% OF ASSETS)**  
**For the year ended December 31, 2024**

Institution name	Net Loans & Leases	Premises & Fixed Assets	Total Real Estate Owned	Intangible Assets
Sunrise Bank	<b>78.50</b>	1.49	0.00	0.00
Cogent Bank	<b>77.83</b>	0.20	0.00	0.12
<b>First National Bank Of Wauchula</b>	<b>74.19</b>	<b>1.34</b>	<b>0.00</b>	<b>0.00</b>
Southstate Bank, National Association	<b>72.11</b>	1.09	0.00	4.48
Commerce Bank & Trust	<b>71.13</b>	1.29	0.00	0.00
Mainstreet Community Bank Of Florida	<b>70.76</b>	2.37	0.00	0.01
Axiom Bank, National Association	<b>65.03</b>	1.35	0.01	0.12
Bank Of Central Florida	<b>64.70</b>	1.49	0.00	0.02
First Colony Bank Of Florida	<b>62.72</b>	0.38	0.00	0.00
First Bank	<b>59.21</b>	2.00	0.00	0.00
Citizens Bank And Trust	<b>57.56</b>	1.28	0.00	0.00
Crews Bank & Trust	<b>54.76</b>	1.17	0.00	0.00
Winter Park National Bank	<b>54.36</b>	0.33	0.00	0.00
United Southern Bank	<b>46.03</b>	1.19	0.00	0.00
Surety Bank	<b>36.93</b>	1.34	0.00	0.00
The First National Bank Of Mount Dora	<b>33.60</b>	1.19	0.00	0.00
Citizens First Bank	<b>31.68</b>	1.36	0.00	0.45
Heartland National Bank	<b>21.58</b>	0.54	0.00	0.00

<b>Select Peer Average</b>	57.37	1.19	0.00	0.29
----------------------------	-------	------	------	------

**PEER GROUP COMPARISONS REPORT**  
*Central Florida Group*

**STATEMENT OF CONDITION (% OF TOTAL FUNDING SOURCES)**  
**For the year ended December 31, 2024**

Institution name	Non Interest Bearing Deps	Interest Bearing Deps	Total Deps	Total Fed Funds & Repos	Other Borrowed Money
United Southern Bank	<b>96.89</b>	0.00	96.89	0.00	3.11
The First National Bank Of Mount Dora	<b>42.35</b>	57.65	100.00	0.00	0.00
Surety Bank	<b>40.69</b>	59.31	100.00	0.00	0.00
Crews Bank & Trust	<b>39.82</b>	60.12	99.93	0.07	0.00
Axiom Bank, National Association	<b>39.68</b>	60.32	100.00	0.00	0.00
First Colony Bank Of Florida	<b>36.66</b>	63.34	100.00	0.00	0.00
Citizens Bank And Trust	<b>34.60</b>	64.64	99.24	0.76	0.00
First Bank	<b>34.04</b>	65.96	100.00	0.00	0.00
Commerce Bank & Trust	<b>32.87</b>	64.63	97.49	2.51	0.00
Bank Of Central Florida	<b>31.00</b>	69.00	100.00	0.00	0.00
Mainstreet Community Bank Of Florida	<b>30.03</b>	68.66	98.69	1.31	0.00
Cogent Bank	<b>28.17</b>	71.83	100.00	0.00	0.00
<b>First National Bank Of Wauchula</b>	<b>28.10</b>	<b>63.53</b>	<b>91.64</b>	<b>1.93</b>	<b>6.43</b>
Southstate Bank, National Association	<b>26.63</b>	72.04	98.66	1.33	0.00
Winter Park National Bank	<b>25.50</b>	73.95	99.45	0.55	0.00
Heartland National Bank	<b>23.49</b>	73.34	96.83	3.17	0.00
Sunrise Bank	<b>22.26</b>	74.52	96.78	0.00	3.22
Citizens First Bank	<b>14.63</b>	79.71	94.34	5.66	0.00

<b>Select Peer Average</b>	<b>34.86</b>	<b>63.47</b>	<b>98.33</b>	<b>0.96</b>	<b>0.71</b>
----------------------------	--------------	--------------	--------------	-------------	-------------

**PEER GROUP COMPARISONS REPORT**  
*Central Florida Group*

**YIELDS, COSTS & SPREADS - ASSET YIELDS**  
**For the year ended December 31, 2024**

Institution name	Yield on Earning Assets	Cost of Funds	Net Interest Margin	Avg Earning Assets/AA
First National Bank Of Wauchula	6.51	2.59	<b>4.78</b>	91.81
Axiom Bank, National Association	6.67	3.86	<b>4.48</b>	95.95
Cogent Bank	6.83	4.02	<b>4.09</b>	99.21
First Bank	4.87	1.91	<b>3.72</b>	94.30
Crews Bank & Trust	4.90	2.42	<b>3.63</b>	98.33
Surety Bank	5.61	3.09	<b>3.48</b>	72.57
Bank Of Central Florida	5.06	2.60	<b>3.43</b>	97.06
Southstate Bank, National Association	5.06	2.46	<b>3.40</b>	91.09
Heartland National Bank	4.92	2.21	<b>3.37</b>	97.00
First Colony Bank Of Florida	5.19	2.16	<b>3.28</b>	99.09
Mainstreet Community Bank Of Florida	4.87	2.52	<b>3.23</b>	94.22
Sunrise Bank	5.88	3.90	<b>3.17</b>	98.23
Commerce Bank & Trust	5.13	3.20	<b>2.98</b>	96.53
United Southern Bank	4.01	1.49	<b>2.88</b>	96.23
Citizens First Bank	4.19	1.92	<b>2.51</b>	97.50
Winter Park National Bank	4.83	3.17	<b>2.50</b>	97.87
The First National Bank Of Mount Dora	3.76	2.35	<b>2.47</b>	97.92
Citizens Bank And Trust	3.97	2.53	<b>2.40</b>	96.78
<b>Select Peer Average</b>	5.13	2.69	3.34	95.09