

First Colony Bank Of Florida

Maitland, FL

Established

1/28/2008

Florida Bank and Thrift Performance Report

Table of Contents

Title	Page
PEER GROUP POSITION	1
EXECUTIVE SUMMARY	2
SELECTED FINANCIAL DATA	3
SECURITIES COMPOSITION	4
LOAN PORTFOLIO COMPOSITION	5
LOAN PORTFOLIO QUALITY	6
DEPOSIT BASE COMPOSITION	7
INTEREST INCOME COMPOSITION	8
INTEREST EXPENSE COMPOSITION	9
NONINTEREST INCOME COMPOSITION	10
NONINTEREST EXPENSE COMPOSITION	11
PEER GROUP COMPARISONS REPORT	12-22

FLORIDA BANKING TEAM

Ted Hacker, Steve Kania, Robert Brink, David Ajvazi, Erica Hines, Sacha Widmaier, Anthony Hagbartsen, Madeline Bogumil, Phillip Berdeguer, Andrew Joyce, Mai Tran, Meranda Joseph, Patricia Romero, Vanessa Hossler, Adam McCord, Allyson Wiitala, Jacob Ingram, Rachel Jean, Brendan Yosko, Martha Zubia, Stephanie Flores, Joshua Koelsch, Krishna Reddy, Jacob Frantzen, Sander Maldonado, Brian Katz, Nicholas Singh

Information contained herein was obtained from FIS is believed to be reliable however, accuracy is not guaranteed and all peer and state averages are simple averages.

PEER GROUP POSITION
For the
Central Florida Group

For the year ended December 31, 2024

Institution name	Total Assets (\$'000's)
Southstate Bank, National Association	46,369,727
Citizens First Bank	3,987,481
Crews Bank & Trust	2,185,236
Cogent Bank	1,973,429
Citizens Bank And Trust	1,348,118
Bank Of Central Florida	1,153,440
Axiom Bank, National Association	870,746
United Southern Bank	852,633
Winter Park National Bank	839,888
Mainstreet Community Bank Of Florida	832,236
First Bank	739,517
Heartland National Bank	734,080
Sunrise Bank	579,762
The First National Bank Of Mount Dora	351,370
First Colony Bank Of Florida	307,755
Surety Bank	192,505
Commerce Bank & Trust	171,950
First National Bank Of Wauchula	88,033

Institution name	Return on Avg Assets (%)
Surety Bank	2.60
First Colony Bank Of Florida	1.72
Crews Bank & Trust	1.68
Heartland National Bank	1.63
Cogent Bank	1.34
First Bank	1.26
Southstate Bank, National Association	1.22
Bank Of Central Florida	1.11
Winter Park National Bank	1.02
Sunrise Bank	1.01
Citizens First Bank	1.00
First National Bank Of Wauchula	0.98
United Southern Bank	0.85
The First National Bank Of Mount Dora	0.72
Mainstreet Community Bank Of Florida	0.66
Citizens Bank And Trust	0.64
Commerce Bank & Trust	0.64
Axiom Bank, National Association	0.32

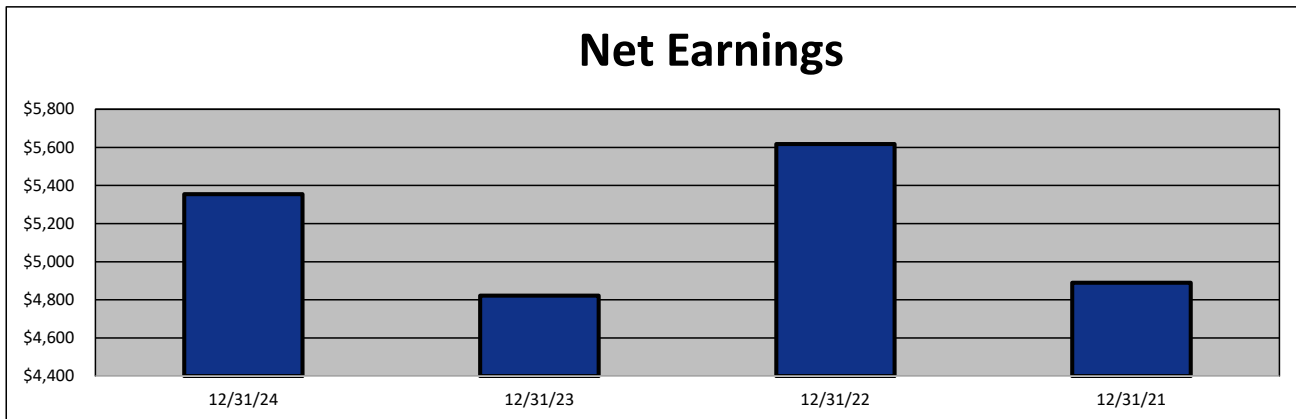
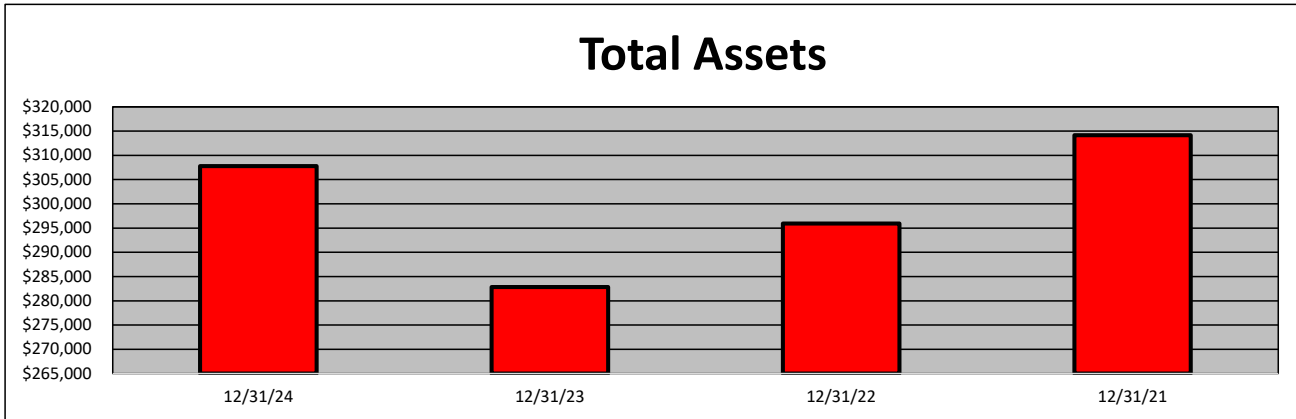
EXECUTIVE SUMMARY - First Colony Bank of Florida
(Percentage)

Period Ending	12/31/24	12/31/23	12/31/22	12/31/21	State Avg.	Peer Avg.
CAPITAL RATIOS						
Equity/Assets	8.05	8.55	7.89	8.03	10.71	8.21
Leverage Ratio	8.54	9.56	8.51	7.96	11.67	9.70
Tier 1 Cap/Risk Based Assets	12.37	12.42	13.17	12.48	15.53	10.37
Risk Based Ratio	13.62	13.67	14.42	13.73	16.34	11.12
Common Equity Tier 1 Capital Ratio	12.37	12.42	13.17	12.48	15.48	10.37
BALANCE SHEET RATIOS:						
Loan/Deposit Ratio	69.63	71.40	63.27	61.66	74.93	65.44
Loans/Assets	63.71	64.87	57.91	56.63	63.48	58.27
Securities/Assets	17.52	18.51	18.57	14.77	19.42	26.42
PROFITABILITY:						
Return on Avg Assets	1.72	1.73	1.84	1.78	(0.10)	1.13
Return on Avg Equity	21.95	20.64	24.03	19.76	9.28	16.11
Nonint Income/Avg Assets	0.11	0.11	0.14	0.14	0.79	0.77
Net Overhead Ratio	1.53	1.61	1.46	1.47	2.99	1.76
Efficiency Ratio	47.22	47.29	44.28	45.10	70.68	62.66
Assets (per million) per Employee	16.20	14.89	16.44	15.71	10.47	9.30
ASSET QUALITY:						
Allowance/Loans	1.56	1.67	1.68	1.49	1.25	1.47
Nonperforming Loans/Total Loans	0.00	0.00	0.00	0.01	0.52	0.44
Nonperforming Assets/Total Assets	0.00	0.00	0.00	0.00	0.36	0.27
Adjusted Texas Ratio	0.00	0.00	0.00	0.04	3.66	4.34
YIELDS & COSTS:						
Yield on earning assets	5.19	4.56	3.64	3.63	5.44	5.13
Cost of funds	2.16	1.28	0.23	0.25	3.04	2.69
Net interest margin	3.28	3.44	3.43	3.40	2.91	3.34
Avg Earning Assets/Avg Assets	99.09	98.89	98.67	98.13	95.35	95.09

SELECTED FINANCIAL DATA - First Colony Bank of Florida
(Dollars in Thousands)

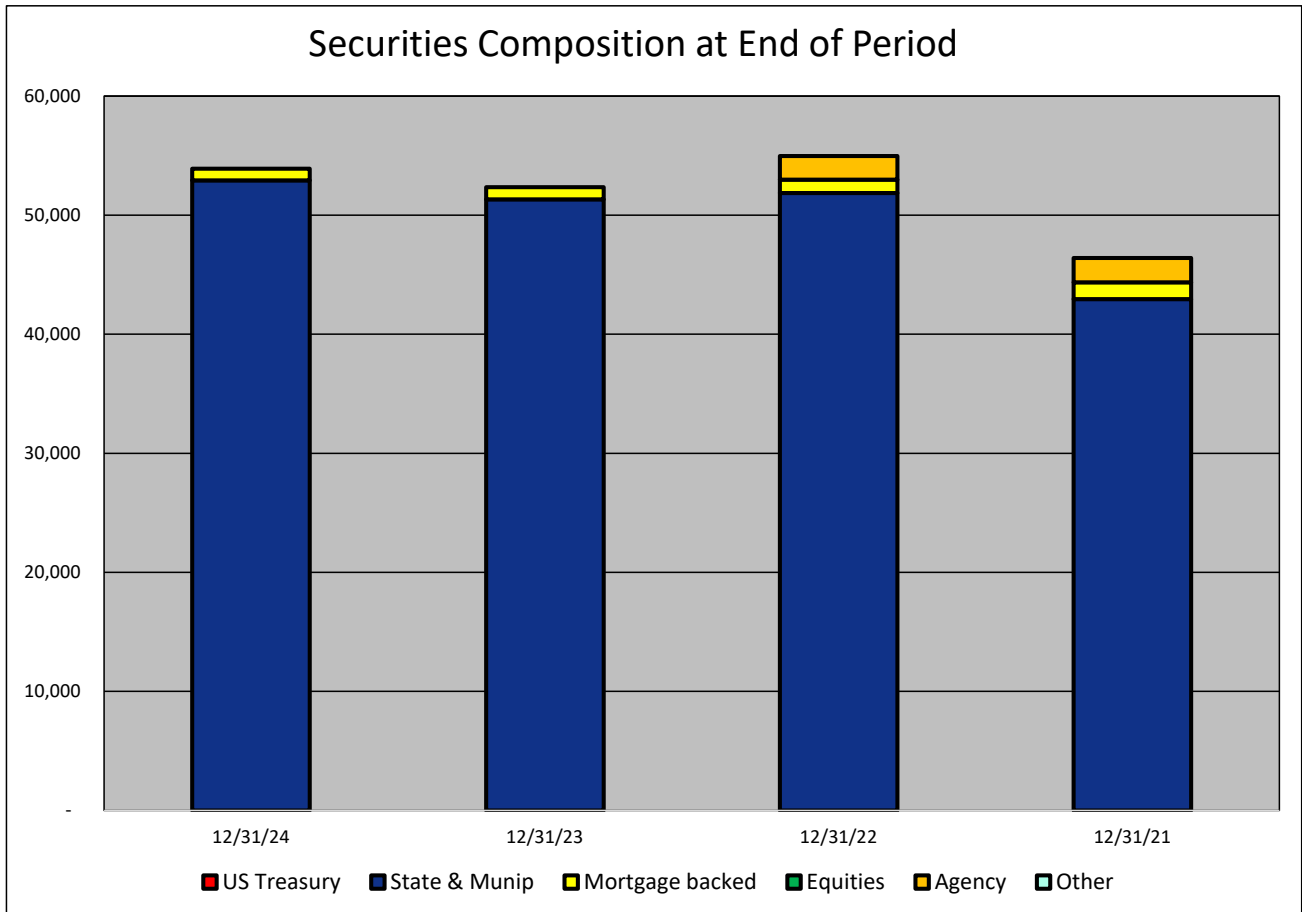
As of:	12/31/24	12/31/23	12/31/22	12/31/21	\$ Change 12 MTHS	% Change 12 MTHS
Total Assets	307,755	282,827	295,933	314,151	24,928	8.81
Cash and Equivalents	57,592	46,712	69,173	90,659	10,880	23.29
Securities	53,909	52,356	54,965	46,403	1,553	2.97
Loans, net	196,077	183,457	171,382	177,898	12,620	6.88
Deposit Accounts	281,613	256,927	270,855	288,499	24,686	9.61
Fed Funds & Repos	-	-	-	-	-	NA
Total Equity	24,783	24,189	23,362	25,216	594	2.46

Period Ending	12/31/24	12/31/23	12/31/22	12/31/21	\$ Change 12 MTHS	% Change 12 MTHS
Net Earnings	5,354	4,822	5,617	4,890	532	11.03
Interest Income	15,994	12,568	10,926	9,782	3,426	27.26
Interest Expense	5,869	3,075	611	611	2,794	90.86
Net Interest Income	10,125	9,493	10,315	9,171	632	6.66
Prov for Credit Losses	-	180	240	240	(180)	(100.00)
Noninterest income	351	320	439	372	31	9.69
Gain on Sale of Securities	-	-	-	-	-	NA
Noninterest Expense	5,122	4,811	4,897	4,413	311	6.46
Net Operating Income	5,354	4,822	5,617	4,890	532	11.03
Income Taxes	-	-	-	-	-	NA



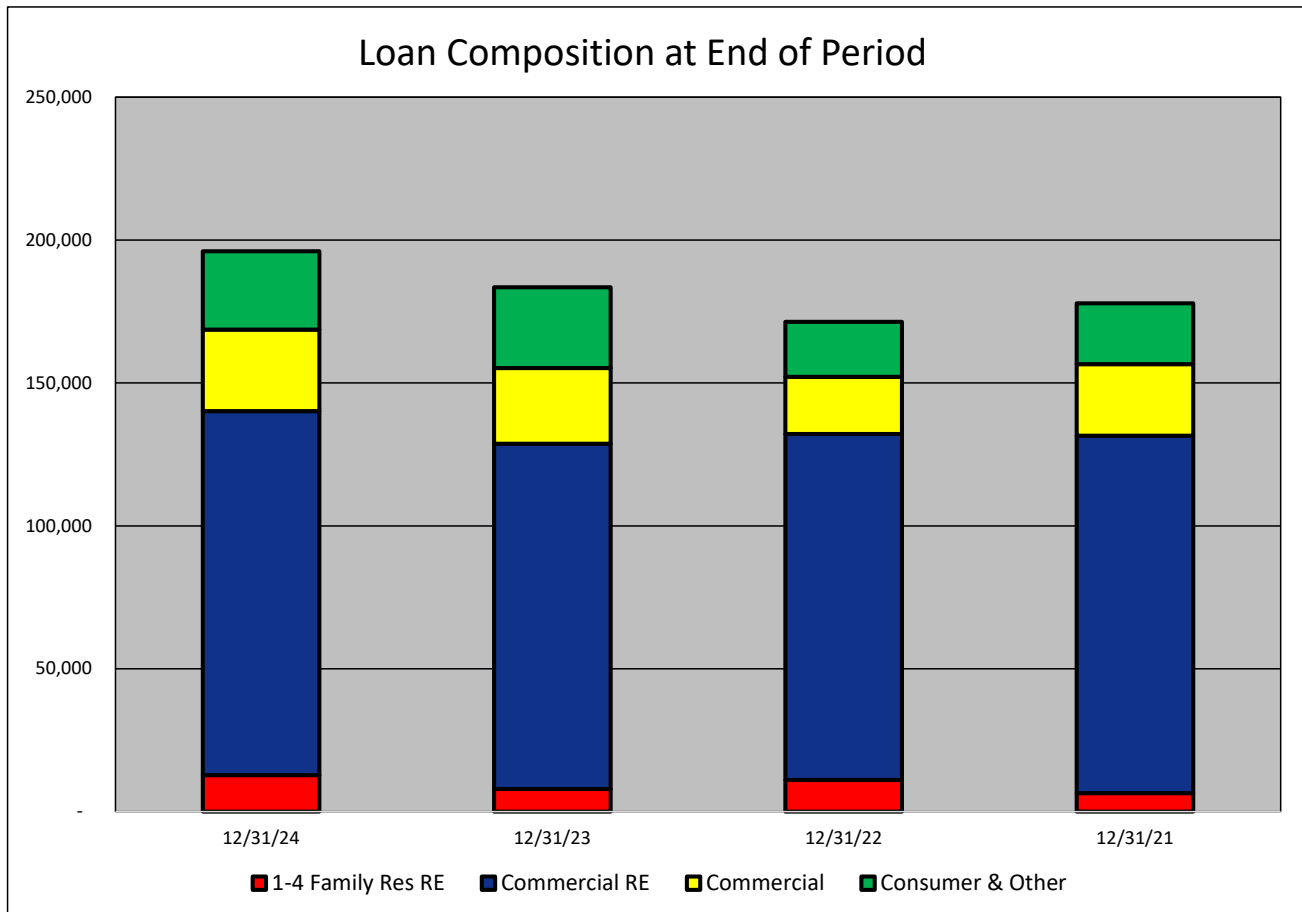
SECURITIES COMPOSITION - First Colony Bank of Florida
(Dollars in Thousands)

As of:	12/31/24	12/31/23	12/31/22	12/31/21	\$ Change 12 MTHS	% Change 12 MTHS
SECURITIES CATEGORY:						
US Treasury	-	-	-	-	-	NA
State & Munip	52,917	51,325	51,850	42,942	1,592	3.10
Mortgage backed	992	1,031	1,130	1,413	(39)	(3.78)
Equities	-	-	-	-	-	NA
Agency	-	-	1,985	2,048	-	NA
Other	-	-	-	-	-	NA
Total Securities	53,909	52,356	54,965	46,403	1,553	2.97



LOAN PORTFOLIO COMPOSITION - First Colony Bank of Florida
(Dollars in Thousands)

As of:	12/31/24	12/31/23	12/31/22	12/31/21	\$ Change 12 MTHS	% Change 12 MTHS
LOAN CATEGORY:						
1-4 Family Res RE	12,799	7,956	11,063	6,502	4,843	60.87
Commercial RE	127,349	120,807	121,061	125,067	6,542	5.42
Commercial	28,555	26,428	20,053	25,015	2,127	8.05
Consumer & Other	27,374	28,266	19,205	21,314	(892)	(3.16)
Loans, Net	196,077	183,457	171,382	177,898	12,620	6.88



LOAN PORTFOLIO QUALITY - First Colony Bank of Florida
(Dollars in Thousands)

As of:	12/31/24	12/31/23	12/31/22	12/31/21	\$ Change 12 MTHS	% Change 12 MTHS
--------	----------	----------	----------	----------	----------------------	---------------------

ALLOWANCE FOR CREDIT LOSSES (LOANS):

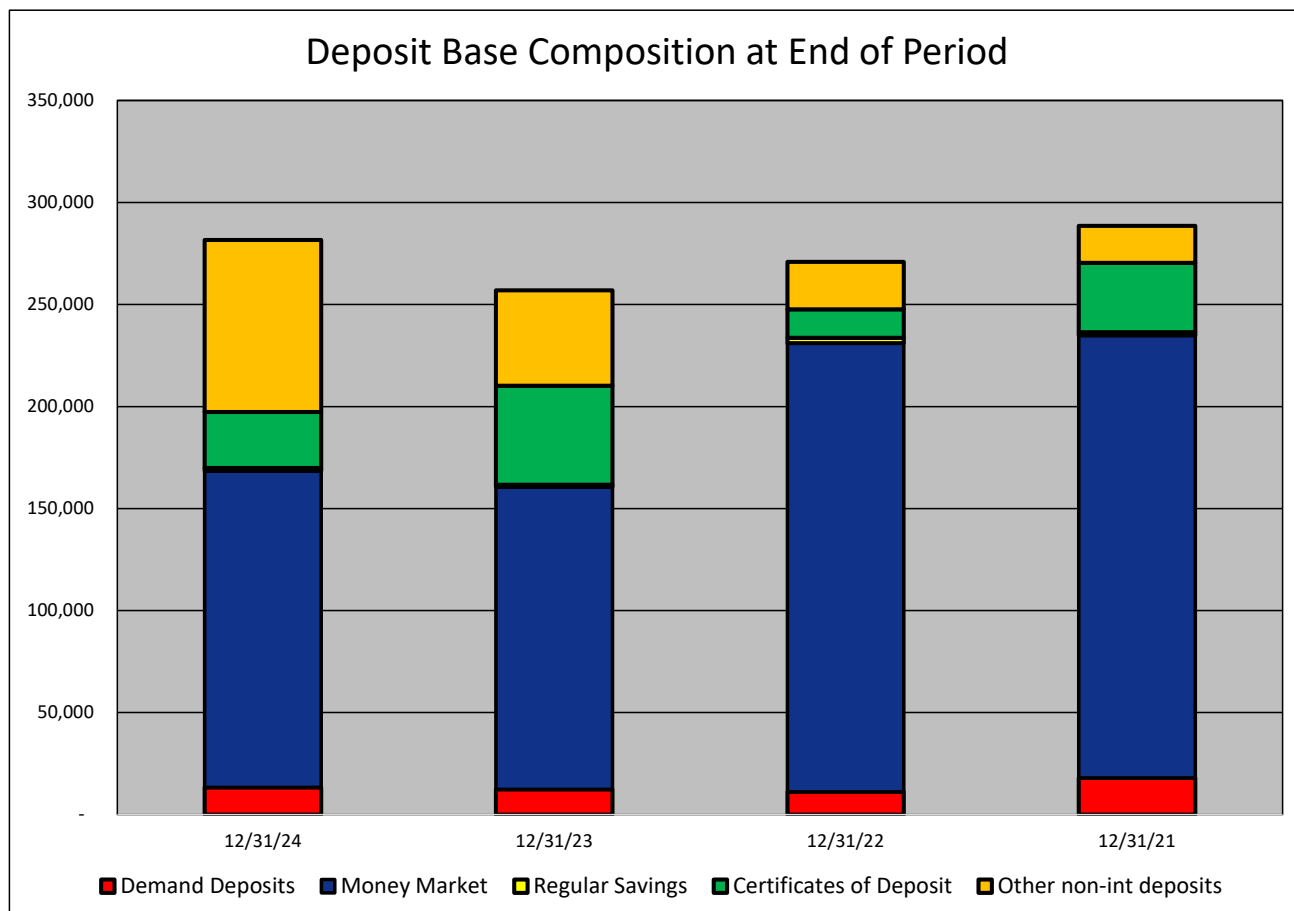
Beginning Balance	3,065	2,885	2,645	2,406	180	6.24
Total Recoveries	-	-	-	6	-	NA
Total Charge-offs	-	-	-	7	-	NA
Provision Expense	-	180	240	240	(180)	(100.00)
Writedown Transfer Loans HFS	-	-	-	-	-	NA
Adjustments	-	-	-	-	-	NA
Ending Balance	3,065	3,065	2,885	2,645	-	-

NON-PERFORMING ASSETS:

Total-90+ Days Past Due	-	-	-	-	-	NA
Total-Nonaccrual	-	-	-	10	-	NA
Foreclosed Real Estate	-	-	-	-	-	NA
Total Non-perf Assets	-	-	-	10	-	NA

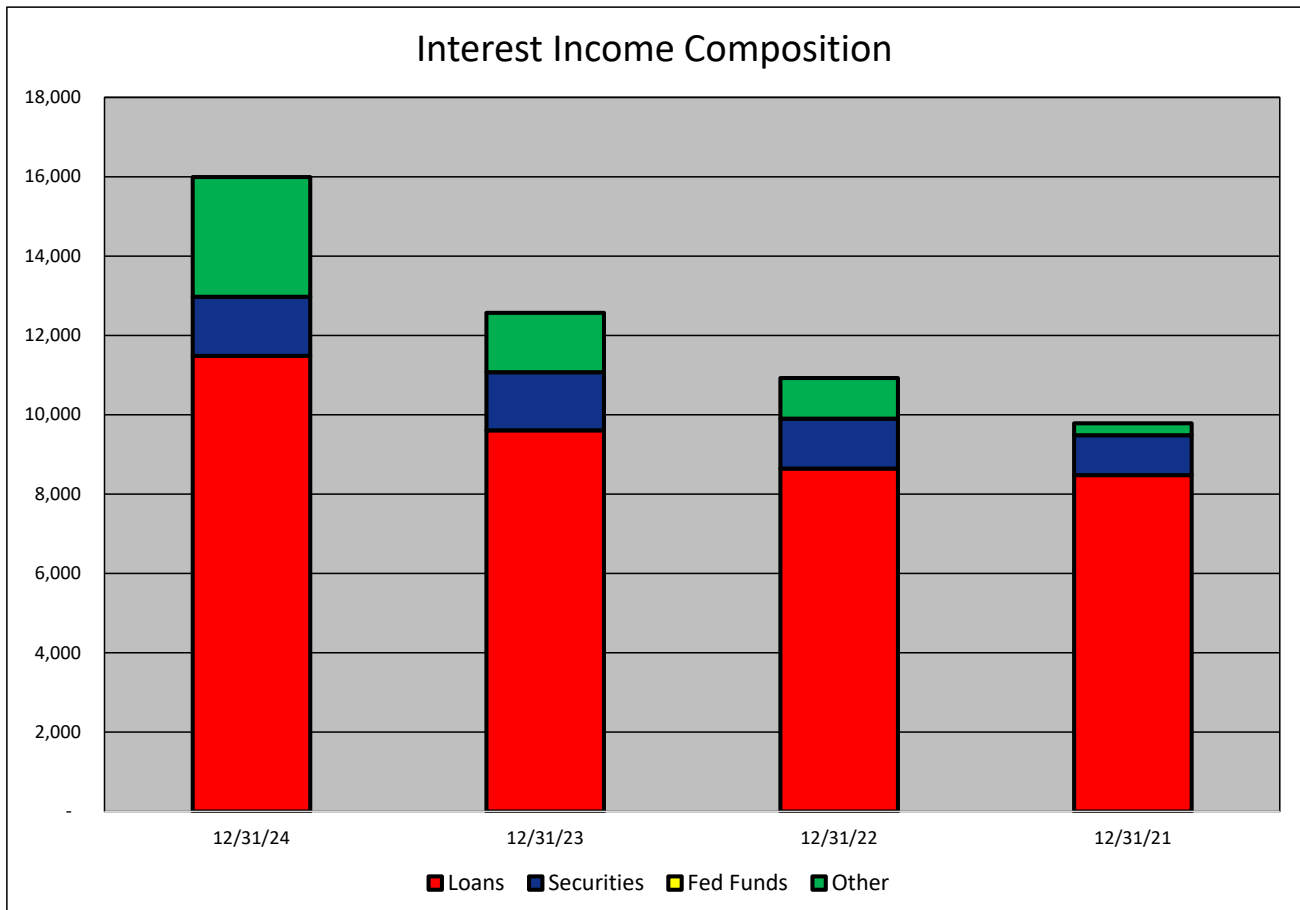
DEPOSIT BASE COMPOSITION - First Colony Bank of Florida
(Dollars in Thousands)

As of:	12/31/24	12/31/23	12/31/22	12/31/21	\$ Change 12 MTHS	% Change 12 MTHS
DEPOSIT BASE CATEGORY:						
Demand Deposits	13,294	12,323	11,186	17,976	971	7.88
Money Market	155,220	148,258	219,872	216,886	6,962	4.70
Regular Savings	1,330	1,058	2,635	1,586	272	25.71
Certificates of Deposit	27,508	48,585	13,999	33,985	(21,077)	(43.38)
Other non-int deposits	84,261	46,703	23,163	18,066	37,558	80.42
Total Deposits	281,613	256,927	270,855	288,499	24,686	9.61



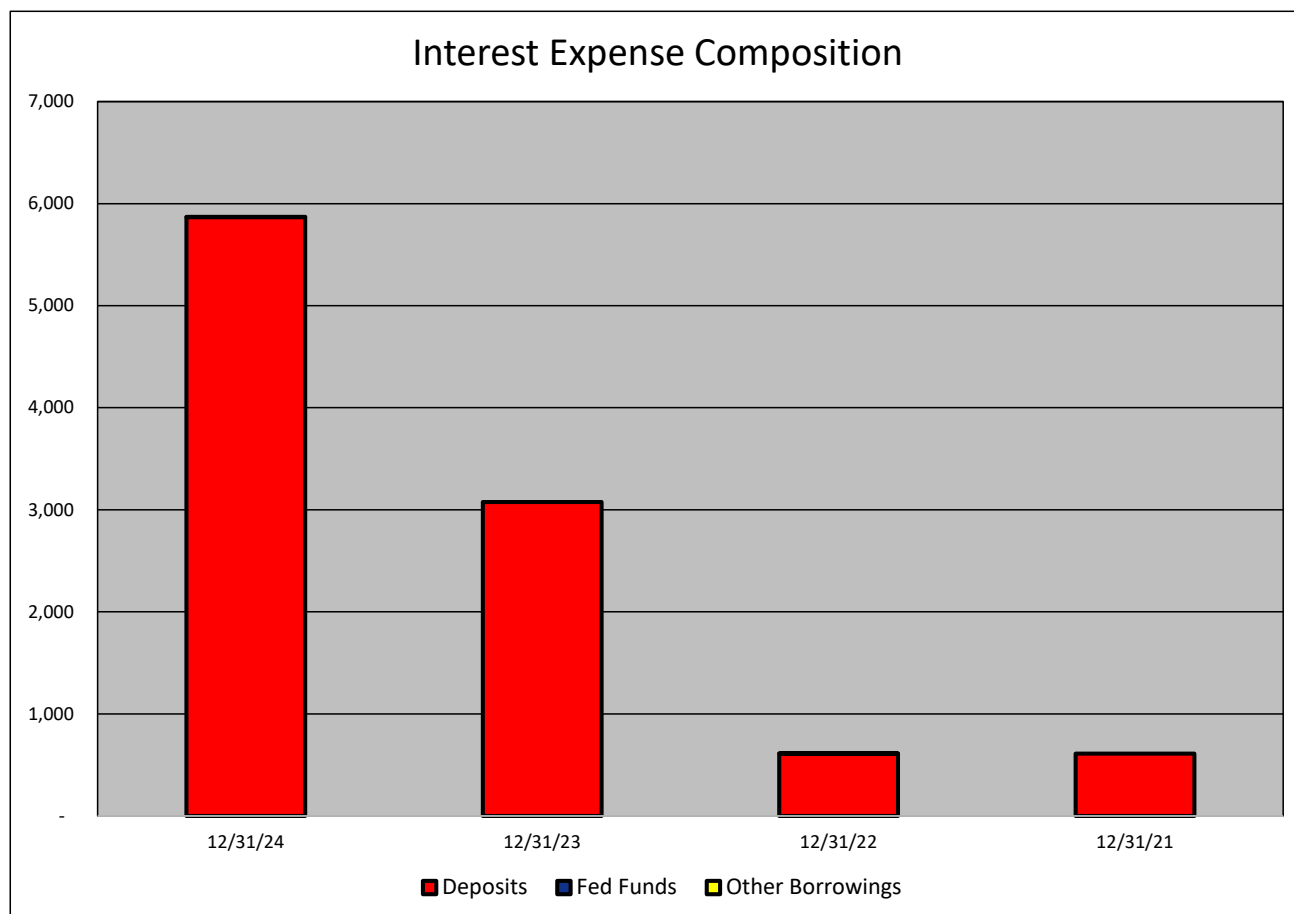
INTEREST INCOME COMPOSITION- First Colony Bank of Florida
(Dollars in Thousands)

As of:	12/31/24	12/31/23	12/31/22	12/31/21	\$ Change 12 MTHS	% Change 12 MTHS
INTEREST INCOME CATEGORY						
Loans	11,482	9,607	8,645	8,481	1,875	19.52
Securities	1,491	1,466	1,259	1,006	25	1.71
Fed Funds	-	-	-	-	-	NA
Other	3,021	1,495	1,022	295	1,526	102.07
Total Int Income	15,994	12,568	10,926	9,782	3,426	27.26



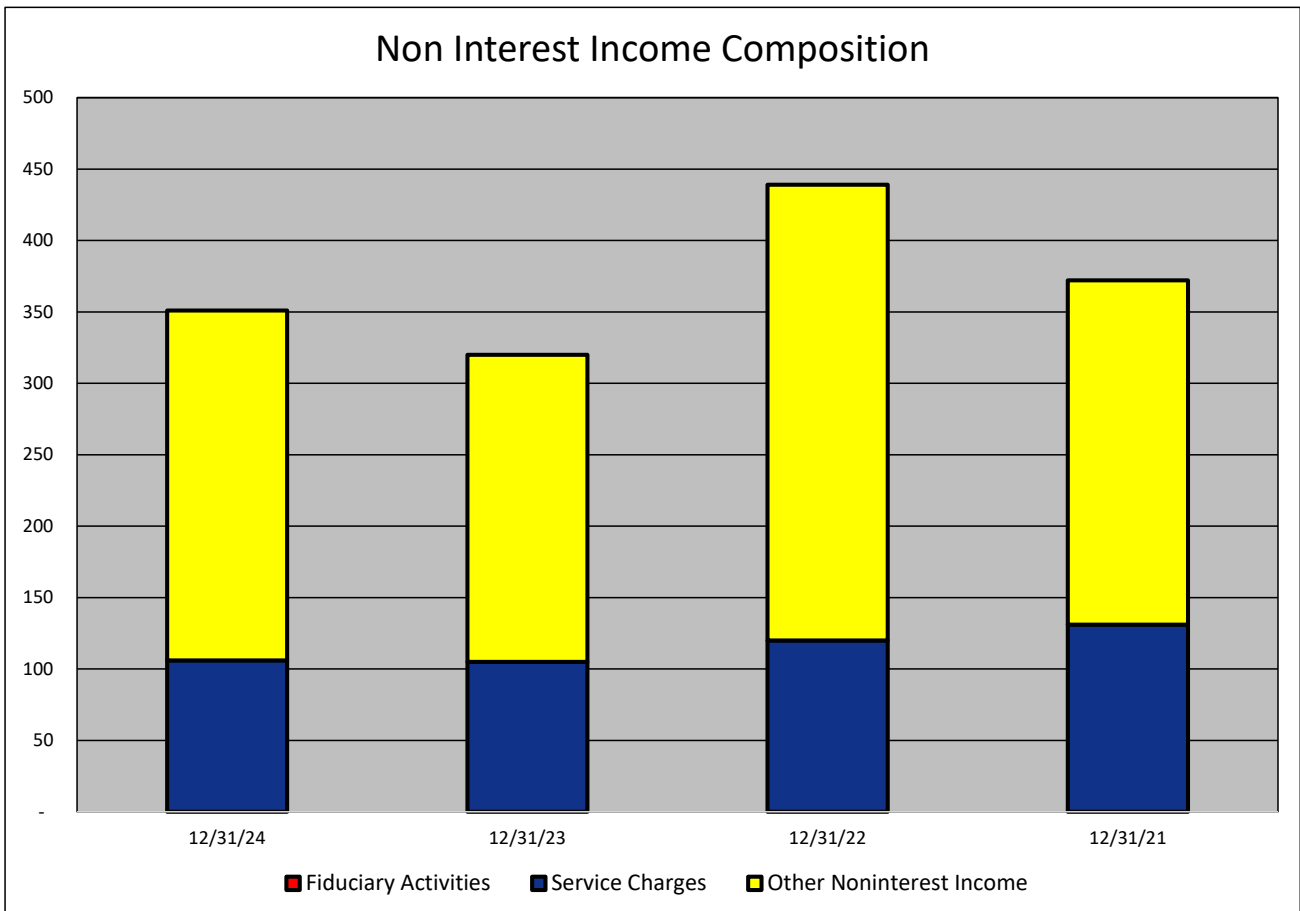
INTEREST EXPENSE COMPOSITION- First Colony Bank of Florida
(Dollars in Thousands)

As of:	12/31/24	12/31/23	12/31/22	12/31/21	\$ Change 12 MTHS	% Change 12 MTHS
INTEREST EXPENSE CATEGORY						
Deposits	5,868	3,075	610	611	2,793	90.83
Fed Funds	1	-	1	-	1	NA
Other Borrowings	-	-	-	-	-	NA
Total Int Expense	5,869	3,075	611	611	2,794	90.86



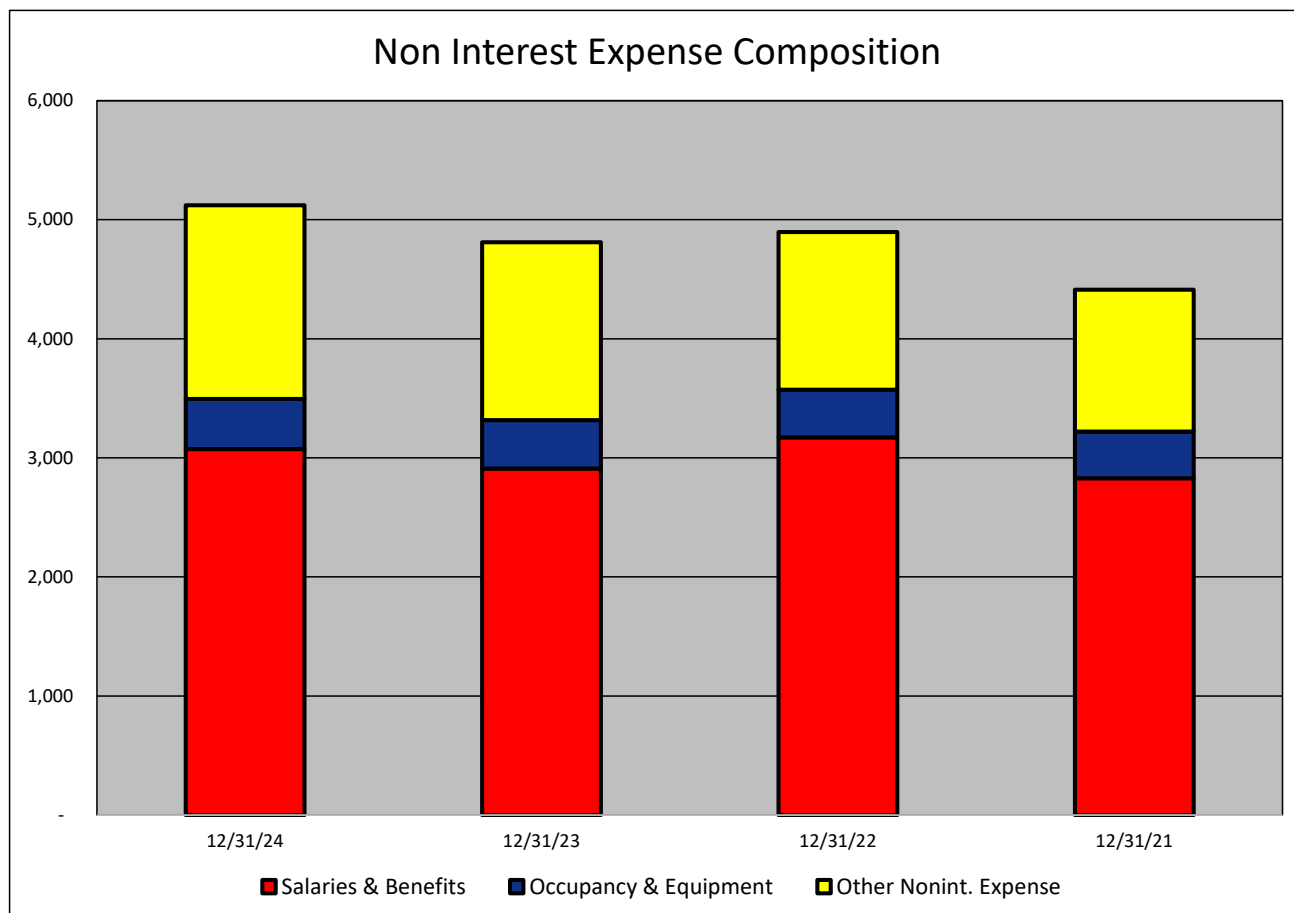
NONINTEREST INCOME COMPOSITION- First Colony Bank of Florida
(Dollars in Thousands)

As of:	12/31/24	12/31/23	12/31/22	12/31/21	\$ Change 12 MTHS	% Change 12 MTHS
NONINTEREST INCOME CATEGORY						
Fiduciary Activities	-	-	-	-	-	NA
Service Charges	106	105	120	131	1	0.95
Other Noninterest Income	245	215	319	241	30	13.95
Total Nonint. Income	351	320	439	372	31	9.69



NONINTEREST EXPENSE COMPOSITION- First Colony Bank of Florida
(Dollars in Thousands)

As of:	12/31/24	12/31/23	12/31/22	12/31/21	\$ Change 12 MTHS	% Change 12 MTHS
NONINTEREST EXPENSE CATEGORY						
Salaries & Benefits	3,073	2,911	3,172	2,829	162	5.57
Occupancy & Equipment	421	406	400	392	15	3.69
Other Nonint. Expense	1,628	1,494	1,325	1,192	134	8.97
Total Nonint. Expense	5,122	4,811	4,897	4,413	311	6.46



PEER GROUP COMPARISONS REPORT
Central Florida Group

BALANCE SHEET

Institution name	Total Assets \$000		% Change in Assets
	This Year	Last Year	
Sunrise Bank	579,762	494,572	17.22
Cogent Bank	1,973,429	1,762,087	11.99
Winter Park National Bank	839,888	770,425	9.02
First Colony Bank Of Florida	307,755	282,827	8.81
Mainstreet Community Bank Of Florida	832,236	774,020	7.52
Citizens First Bank	3,987,481	3,726,803	6.99
First Bank	739,517	704,456	4.98
Axiom Bank, National Association	870,746	837,042	4.03
Bank Of Central Florida	1,153,440	1,109,820	3.93
Southstate Bank, National Association	46,369,727	44,886,855	3.30
Heartland National Bank	734,080	712,901	2.97
Commerce Bank & Trust	171,950	167,183	2.85
Crews Bank & Trust	2,185,236	2,127,636	2.71
Citizens Bank And Trust	1,348,118	1,330,358	1.33
First National Bank Of Wauchula	88,033	90,878	(3.13)
The First National Bank Of Mount Dora	351,370	373,192	(5.85)
United Southern Bank	852,633	907,269	(6.02)
Surety Bank	192,505	206,218	(6.65)

Select Peer Average	3,532,106	3,403,586	3.67
----------------------------	-----------	-----------	------

PEER GROUP COMPARISONS REPORT
Central Florida Group

BALANCE SHEET

Institution name	Total Loans \$000		% Change in Loans
	This Year	Last Year	
Mainstreet Community Bank Of Florida	598,059	504,970	18.43
Sunrise Bank	460,722	396,477	16.20
Cogent Bank	1,552,863	1,421,338	9.25
Citizens Bank And Trust	784,055	720,113	8.88
United Southern Bank	401,638	372,049	7.95
Commerce Bank & Trust	124,105	115,241	7.69
First Colony Bank Of Florida	196,077	183,457	6.88
First Bank	445,473	419,040	6.31
Winter Park National Bank	462,298	435,203	6.23
Crews Bank & Trust	1,219,258	1,156,223	5.45
Southstate Bank, National Association	34,182,353	32,439,377	5.37
Citizens First Bank	1,297,601	1,236,432	4.95
The First National Bank Of Mount Dora	120,122	114,880	4.56
Bank Of Central Florida	753,711	720,926	4.55
Heartland National Bank	161,072	154,302	4.39
Axiom Bank, National Association	574,347	561,080	2.36
First National Bank Of Wauchula	66,326	69,135	(4.06)
Surety Bank	72,205	81,604	(11.52)

Select Peer Average	2,415,127	2,283,436	5.77
----------------------------	-----------	-----------	------

PEER GROUP COMPARISONS REPORT
Central Florida Group

CAPITAL RATIOS
For the year ended December 31, 2024

Institution name	Equity/ Assets	Leverage Ratio	Tier 1 Risk- based Ratio	Risk based Capital Ratio	Common Equity Tier 1 Capital Ratio
Surety Bank	10.11	12.66	27.88	29.10	27.88
Citizens First Bank	10.20	12.50	19.32	20.26	19.32
The First National Bank Of Mount Dora	8.84	11.63	0.00	0.00	0.00
First National Bank Of Wauchula	9.70	11.03	0.00	0.00	0.00
Axiom Bank, National Association	10.54	10.80	13.86	15.11	13.86
Southstate Bank, National Association	13.29	10.64	13.38	14.64	13.38
Crews Bank & Trust	10.38	10.56	0.00	0.00	0.00
Heartland National Bank	8.89	9.51	27.62	28.71	27.62
First Bank	8.80	9.46	14.53	15.78	14.53
Sunrise Bank	8.04	9.19	0.00	0.00	0.00
Commerce Bank & Trust	6.12	9.15	12.23	13.48	12.23
United Southern Bank	4.64	9.15	0.00	0.00	0.00
Mainstreet Community Bank Of Florida	7.67	9.04	0.00	0.00	0.00
Cogent Bank	8.88	8.88	10.87	11.88	10.87
First Colony Bank Of Florida	8.05	8.54	12.37	13.62	12.37
Bank Of Central Florida	6.84	8.17	12.21	13.17	12.21
Citizens Bank And Trust	1.80	7.51	12.08	13.02	12.08
Winter Park National Bank	5.02	6.15	10.24	11.38	10.24

Select Peer Average	8.21	9.70	10.37	11.12	10.37
----------------------------	------	------	-------	-------	-------

PEER GROUP COMPARISONS REPORT
Central Florida Group

BALANCE SHEET RATIOS
For the year ended December 31, 2024

Institution name	Loans/ Deposits	Gross Loans/ Assets	Securities/ Assets
First National Bank Of Wauchula	93.14	75.34	6.15
Sunrise Bank	90.12	79.47	14.85
Southstate Bank, National Association	89.55	73.72	14.18
Cogent Bank	87.01	78.69	18.23
Commerce Bank & Trust	80.33	72.18	14.39
Mainstreet Community Bank Of Florida	79.55	71.86	20.52
Axiom Bank, National Association	74.57	65.96	12.35
Bank Of Central Florida	70.89	65.34	17.97
First Colony Bank Of Florida	69.63	63.71	17.52
First Bank	66.49	60.24	24.36
Crews Bank & Trust	62.54	55.80	27.29
Citizens Bank And Trust	60.23	58.16	38.36
Winter Park National Bank	58.57	55.04	26.31
United Southern Bank	51.53	47.11	37.36
Surety Bank	41.90	37.51	16.48
Citizens First Bank	38.75	32.54	61.24
The First National Bank Of Mount Dora	37.91	34.19	57.70
Heartland National Bank	25.13	21.94	50.38

Select Peer Average	65.44	58.27	26.42
----------------------------	--------------	--------------	--------------

PEER GROUP COMPARISONS REPORT
Central Florida Group

PROFITABILITY RATIOS
For the year ended December 31, 2024

Institution name	Avg Total Assets (\$000)	Return on Avg Assets	Return on Avg Equity
Surety Bank	202,862	2.60	27.38
First Colony Bank Of Florida	311,165	1.72	21.95
Crews Bank & Trust	2,156,750	1.68	16.06
Heartland National Bank	725,386	1.63	19.82
Cogent Bank	1,911,330	1.34	16.31
First Bank	735,151	1.26	14.94
Southstate Bank, National Association	46,420,348	1.22	9.47
Bank Of Central Florida	1,128,106	1.11	16.69
Winter Park National Bank	832,175	1.02	19.72
Sunrise Bank	548,658	1.01	13.03
Citizens First Bank	3,968,044	1.00	10.03
First National Bank Of Wauchula	89,360	0.98	10.13
United Southern Bank	920,724	0.85	20.13
The First National Bank Of Mount Dora	367,702	0.72	8.36
Mainstreet Community Bank Of Florida	821,332	0.66	9.09
Citizens Bank And Trust	1,425,847	0.64	43.06
Commerce Bank & Trust	174,893	0.64	10.83
Axiom Bank, National Association	843,676	0.32	2.99

Select Peer Average	3,532,417	1.13	16.11
----------------------------	-----------	------	-------

PEER GROUP COMPARISONS REPORT
Central Florida Group

PROFITABILITY RATIOS
For the year ended December 31, 2024

Institution name	Noninterest Income/AA	Net Overhead Ratio	Efficiency Ratio	Assets (per million) per Employee
Heartland National Bank	0.25	1.10	38.26	13.85
Winter Park National Bank	0.06	1.03	43.52	27.09
First Colony Bank Of Florida	0.11	1.53	47.22	16.20
Citizens First Bank	0.57	1.01	51.12	10.20
Surety Bank	3.55	(0.07)	55.98	5.50
Southstate Bank, National Association	0.71	1.47	57.00	9.09
Cogent Bank	0.68	2.07	57.59	8.29
Bank Of Central Florida	0.22	1.84	57.89	10.88
First Bank	0.66	1.79	58.47	6.98
Crews Bank & Trust	0.81	1.78	58.50	5.99
Sunrise Bank	0.08	1.99	64.75	10.00
United Southern Bank	0.58	1.67	66.95	5.61
Mainstreet Community Bank Of Florida	0.35	1.99	69.13	7.85
Citizens Bank And Trust	0.69	1.62	76.04	7.06
Commerce Bank & Trust	0.21	2.22	77.66	8.19
The First National Bank Of Mount Dora	2.55	1.58	79.48	4.29
First National Bank Of Wauchula	0.72	3.40	80.63	4.00
Axiom Bank, National Association	1.12	3.63	87.65	6.26

Select Peer Average	0.77	1.76	62.66	9.30
----------------------------	------	------	-------	------

PEER GROUP COMPARISONS REPORT
Central Florida Group

ASSET QUALITY RATIOS
For the year ended December 31, 2024

Institution name	Allowance/ Loans	Nonperf Loans/ Total Loans	Nonperf Assets/ Total Assets	Adjusted Texas Ratio
Bank Of Central Florida	0.98	0.00	0.00	0.00
Commerce Bank & Trust	1.45	0.00	0.00	0.00
First Bank	1.70	0.00	0.00	0.00
First Colony Bank Of Florida	1.56	0.00	0.00	0.00
Sunrise Bank	1.21	0.00	0.00	0.00
Winter Park National Bank	1.24	0.00	0.00	0.00
Crews Bank & Trust	1.86	0.02	0.01	0.12
Heartland National Bank	1.55	0.20	0.04	0.47
Citizens First Bank	1.78	0.18	0.06	0.53
The First National Bank Of Mount Dora	1.72	0.21	0.07	0.76
Cogent Bank	1.00	0.17	0.13	1.37
Surety Bank	1.54	0.45	0.17	1.58
United Southern Bank	2.29	0.40	0.19	3.26
Southstate Bank, National Association	1.36	0.62	0.46	3.78
First National Bank Of Wauchula	1.53	1.00	0.76	6.97
Mainstreet Community Bank Of Florida	1.25	1.10	0.79	9.27
Citizens Bank And Trust	1.03	1.61	0.93	39.08
Axiom Bank, National Association	1.42	1.88	1.25	11.01

Select Peer Average	1.47	0.44	0.27	4.34
----------------------------	------	------	------	------

PEER GROUP COMPARISONS REPORT
Central Florida Group

STATEMENT OF CONDITION (% OF ASSETS)
For the year ended December 31, 2024

Institution name	Cash & Nointerest bearing Deps	Interest- bearing Bal	Fed Funds Sold & Repos	Held to Maturity Secs	Available for Sale Secs
Surety Bank	30.29	11.30	0.00	0.00	16.48
First National Bank Of Wauchula	5.39	8.71	0.00	0.00	6.15
First Bank	2.01	8.31	1.38	0.00	24.36
Commerce Bank & Trust	1.93	7.73	0.00	0.00	14.39
Axiom Bank, National Association	1.39	17.20	0.00	0.00	12.35
Southstate Bank, National Association	1.13	1.87	0.00	4.86	9.32
Heartland National Bank	1.10	24.17	0.00	0.00	50.38
Winter Park National Bank	0.96	16.17	0.00	17.55	8.77
United Southern Bank	0.95	9.47	0.00	0.87	36.48
Mainstreet Community Bank Of Florida	0.86	1.51	0.63	0.00	20.52
Crews Bank & Trust	0.84	15.29	0.00	18.94	8.36
First Colony Bank Of Florida	0.73	17.98	0.00	9.95	7.56
Citizens First Bank	0.67	0.16	2.24	0.00	61.24
The First National Bank Of Mount Dora	0.57	1.21	0.00	0.00	57.70
Bank Of Central Florida	0.47	13.19	0.00	0.00	17.97
Sunrise Bank	0.45	3.61	0.00	0.86	13.98
Citizens Bank And Trust	0.39	0.72	0.00	0.00	38.36
Cogent Bank	0.12	2.50	0.00	0.00	18.23

Select Peer Average	2.79	8.95	0.24	2.95	23.48
----------------------------	------	------	------	------	-------

PEER GROUP COMPARISONS REPORT
Central Florida Group

STATEMENT OF CONDITION (% OF ASSETS)
For the year ended December 31, 2024

Institution name	Net Loans & Leases	Premises & Fixed Assets	Total Real Estate Owned	Intangible Assets
Sunrise Bank	78.50	1.49	0.00	0.00
Cogent Bank	77.83	0.20	0.00	0.12
First National Bank Of Wauchula	74.19	1.34	0.00	0.00
Southstate Bank, National Association	72.11	1.09	0.00	4.48
Commerce Bank & Trust	71.13	1.29	0.00	0.00
Mainstreet Community Bank Of Florida	70.76	2.37	0.00	0.01
Axiom Bank, National Association	65.03	1.35	0.01	0.12
Bank Of Central Florida	64.70	1.49	0.00	0.02
First Colony Bank Of Florida	62.72	0.38	0.00	0.00
First Bank	59.21	2.00	0.00	0.00
Citizens Bank And Trust	57.56	1.28	0.00	0.00
Crews Bank & Trust	54.76	1.17	0.00	0.00
Winter Park National Bank	54.36	0.33	0.00	0.00
United Southern Bank	46.03	1.19	0.00	0.00
Surety Bank	36.93	1.34	0.00	0.00
The First National Bank Of Mount Dora	33.60	1.19	0.00	0.00
Citizens First Bank	31.68	1.36	0.00	0.45
Heartland National Bank	21.58	0.54	0.00	0.00

Select Peer Average	57.37	1.19	0.00	0.29
----------------------------	-------	------	------	------

PEER GROUP COMPARISONS REPORT
Central Florida Group

STATEMENT OF CONDITION (% OF TOTAL FUNDING SOURCES)
For the year ended December 31, 2024

Institution name	Non Interest Bearing Deps	Interest Bearing Deps	Total Deps	Total Fed Funds & Repos	Other Borrowed Money
United Southern Bank	96.89	0.00	96.89	0.00	3.11
The First National Bank Of Mount Dora	42.35	57.65	100.00	0.00	0.00
Surety Bank	40.69	59.31	100.00	0.00	0.00
Crews Bank & Trust	39.82	60.12	99.93	0.07	0.00
Axiom Bank, National Association	39.68	60.32	100.00	0.00	0.00
First Colony Bank Of Florida	36.66	63.34	100.00	0.00	0.00
Citizens Bank And Trust	34.60	64.64	99.24	0.76	0.00
First Bank	34.04	65.96	100.00	0.00	0.00
Commerce Bank & Trust	32.87	64.63	97.49	2.51	0.00
Bank Of Central Florida	31.00	69.00	100.00	0.00	0.00
Mainstreet Community Bank Of Florida	30.03	68.66	98.69	1.31	0.00
Cogent Bank	28.17	71.83	100.00	0.00	0.00
First National Bank Of Wauchula	28.10	63.53	91.64	1.93	6.43
Southstate Bank, National Association	26.63	72.04	98.66	1.33	0.00
Winter Park National Bank	25.50	73.95	99.45	0.55	0.00
Heartland National Bank	23.49	73.34	96.83	3.17	0.00
Sunrise Bank	22.26	74.52	96.78	0.00	3.22
Citizens First Bank	14.63	79.71	94.34	5.66	0.00

Select Peer Average	34.86	63.47	98.33	0.96	0.71
----------------------------	-------	-------	-------	------	------

PEER GROUP COMPARISONS REPORT
Central Florida Group

YIELDS, COSTS & SPREADS - ASSET YIELDS
For the year ended December 31, 2024

Institution name	Yield on Earning Assets	Cost of Funds	Net Interest Margin	Avg Earning Assets/AA
First National Bank Of Wauchula	6.51	2.59	4.78	91.81
Axiom Bank, National Association	6.67	3.86	4.48	95.95
Cogent Bank	6.83	4.02	4.09	99.21
First Bank	4.87	1.91	3.72	94.30
Crews Bank & Trust	4.90	2.42	3.63	98.33
Surety Bank	5.61	3.09	3.48	72.57
Bank Of Central Florida	5.06	2.60	3.43	97.06
Southstate Bank, National Association	5.06	2.46	3.40	91.09
Heartland National Bank	4.92	2.21	3.37	97.00
First Colony Bank Of Florida	5.19	2.16	3.28	99.09
Mainstreet Community Bank Of Florida	4.87	2.52	3.23	94.22
Sunrise Bank	5.88	3.90	3.17	98.23
Commerce Bank & Trust	5.13	3.20	2.98	96.53
United Southern Bank	4.01	1.49	2.88	96.23
Citizens First Bank	4.19	1.92	2.51	97.50
Winter Park National Bank	4.83	3.17	2.50	97.87
The First National Bank Of Mount Dora	3.76	2.35	2.47	97.92
Citizens Bank And Trust	3.97	2.53	2.40	96.78
Select Peer Average	5.13	2.69	3.34	95.09