

# First Bank

Clewiston, FL

Established

1/1/1922

## Florida Bank and Thrift Performance Report

### Table of Contents

<b>Title</b>	<b>Page</b>
PEER GROUP POSITION	1
EXECUTIVE SUMMARY	2
SELECTED FINANCIAL DATA	3
SECURITIES COMPOSITION	4
LOAN PORTFOLIO COMPOSITION	5
LOAN PORTFOLIO QUALITY	6
DEPOSIT BASE COMPOSITION	7
INTEREST INCOME COMPOSITION	8
INTEREST EXPENSE COMPOSITION	9
NONINTEREST INCOME COMPOSITION	10
NONINTEREST EXPENSE COMPOSITION	11
PEER GROUP COMPARISONS REPORT	12-22

---

#### FLORIDA BANKING TEAM

Ted Hacker, Steve Kania, Robert Brink, David Ajvazi, Erica Hines, Sacha Widmaier, Anthony Hagbartsen, Madeline Bogumil, Phillip Berdeguer, Andrew Joyce, Mai Tran, Meranda Joseph, Patricia Romero, Vanessa Hossler, Adam McCord, Allyson Wiitala, Jacob Ingram, Rachel Jean, Brendan Yosko, Martha Zubia, Stephanie Flores, Joshua Koelsch, Krishna Reddy, Jacob Frantzen, Sander Maldonado, Brian Katz, Nicholas Singh

Information contained herein was obtained from FIS is believed to be reliable however, accuracy is not guaranteed and all peer and state averages are simple averages.

**PEER GROUP POSITION**  
**For the**  
**Central Florida Group**

**For the year ended December 31, 2024**

Institution name	Total Assets (\$'000's)
Southstate Bank, National Association	46,369,727
Citizens First Bank	3,987,481
Crews Bank & Trust	2,185,236
Cogent Bank	1,973,429
Citizens Bank And Trust	1,348,118
Bank Of Central Florida	1,153,440
Axiom Bank, National Association	870,746
United Southern Bank	852,633
Winter Park National Bank	839,888
Mainstreet Community Bank Of Florida	832,236
<b>First Bank</b>	<b>739,517</b>
Heartland National Bank	734,080
Sunrise Bank	579,762
The First National Bank Of Mount Dora	351,370
First Colony Bank Of Florida	307,755
Surety Bank	192,505
Commerce Bank & Trust	171,950
First National Bank Of Wauchula	88,033

Institution name	Return on Avg Assets (%)
Surety Bank	2.60
First Colony Bank Of Florida	1.72
Crews Bank & Trust	1.68
Heartland National Bank	1.63
Cogent Bank	1.34
<b>First Bank</b>	<b>1.26</b>
Southstate Bank, National Association	1.22
Bank Of Central Florida	1.11
Winter Park National Bank	1.02
Sunrise Bank	1.01
Citizens First Bank	1.00
First National Bank Of Wauchula	0.98
United Southern Bank	0.85
The First National Bank Of Mount Dora	0.72
Mainstreet Community Bank Of Florida	0.66
Citizens Bank And Trust	0.64
Commerce Bank & Trust	0.64
Axiom Bank, National Association	0.32

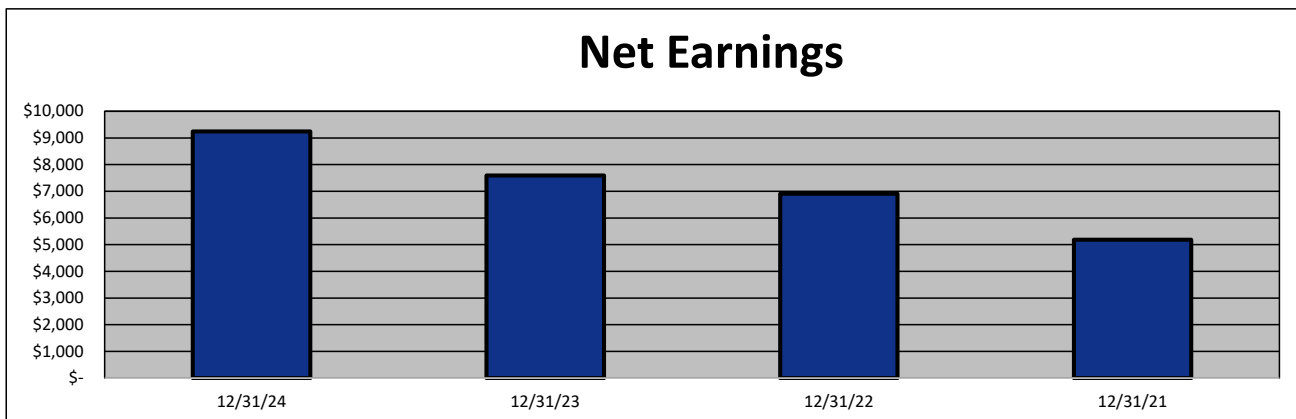
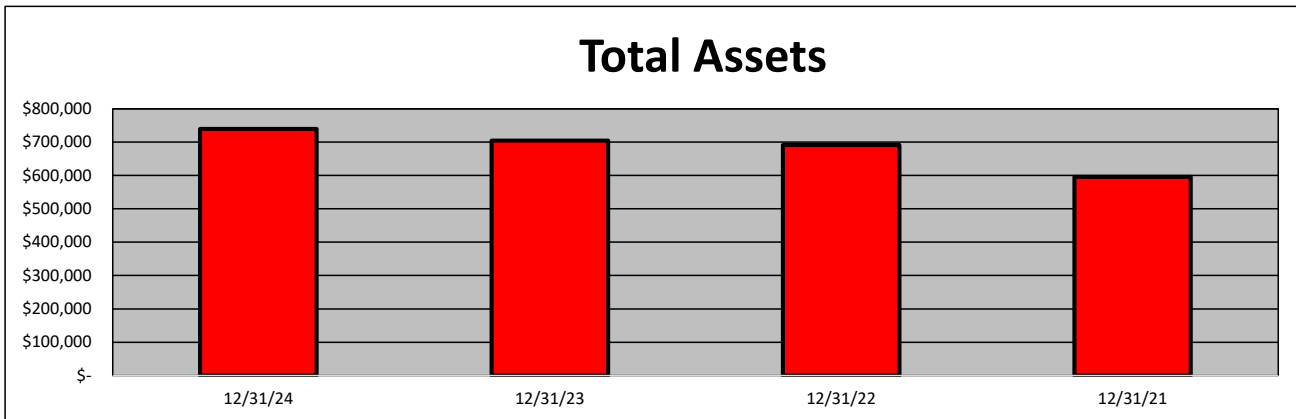
**EXECUTIVE SUMMARY - First Bank**  
(Percentage)

Period Ending	12/31/24	12/31/23	12/31/22	12/31/21	State Avg.	Peer Avg.
<b>CAPITAL RATIOS</b>						
Equity/Assets	8.80	8.22	7.00	8.44	10.71	8.21
Leverage Ratio	9.46	8.98	8.31	8.72	11.67	9.70
Tier 1 Cap/Risk Based Assets	14.53	14.12	13.85	13.36	15.53	10.37
Risk Based Ratio	15.78	15.38	15.10	14.61	16.34	11.12
Common Equity Tier 1 Capital Ratio	14.53	14.12	13.85	13.36	15.48	10.37
<b>BALANCE SHEET RATIOS:</b>						
Loan/Deposit Ratio	66.49	65.24	62.08	68.16	74.93	65.44
Loans/Assets	60.24	59.48	57.42	62.06	63.48	58.27
Securities/Assets	24.36	27.39	23.04	22.28	19.42	26.42
<b>PROFITABILITY:</b>						
Return on Avg Assets	1.26	1.06	1.04	0.92	(0.10)	1.13
Return on Avg Equity	14.94	14.41	14.53	11.50	9.28	16.11
Nonint Income/Avg Assets	0.66	0.95	0.63	0.60	0.79	0.77
Net Overhead Ratio	1.79	1.49	1.61	1.79	2.99	1.76
Efficiency Ratio	58.47	61.44	60.99	65.30	70.68	62.66
Assets (per million) per Employee	6.98	6.91	6.91	5.96	10.47	9.30
<b>ASSET QUALITY:</b>						
Allowance/Loans	1.70	1.66	1.77	1.75	1.25	1.47
Nonperforming Loans/Total Loans	0.00	0.10	0.66	0.04	0.52	0.44
Nonperforming Assets/Total Assets	0.00	0.06	0.38	0.02	0.36	0.27
Adjusted Texas Ratio	0.00	0.33	4.35	0.26	3.66	4.34
<b>YIELDS &amp; COSTS:</b>						
Yield on earning assets	4.87	4.32	3.55	3.53	5.44	5.13
Cost of funds	1.91	1.89	0.52	0.29	3.04	2.69
Net interest margin	3.72	3.18	3.24	3.36	2.91	3.34
Avg Earning Assets/Avg Assets	94.30	94.57	93.60	90.94	95.35	95.09

**SELECTED FINANCIAL DATA - First Bank**  
(Dollars in Thousands)

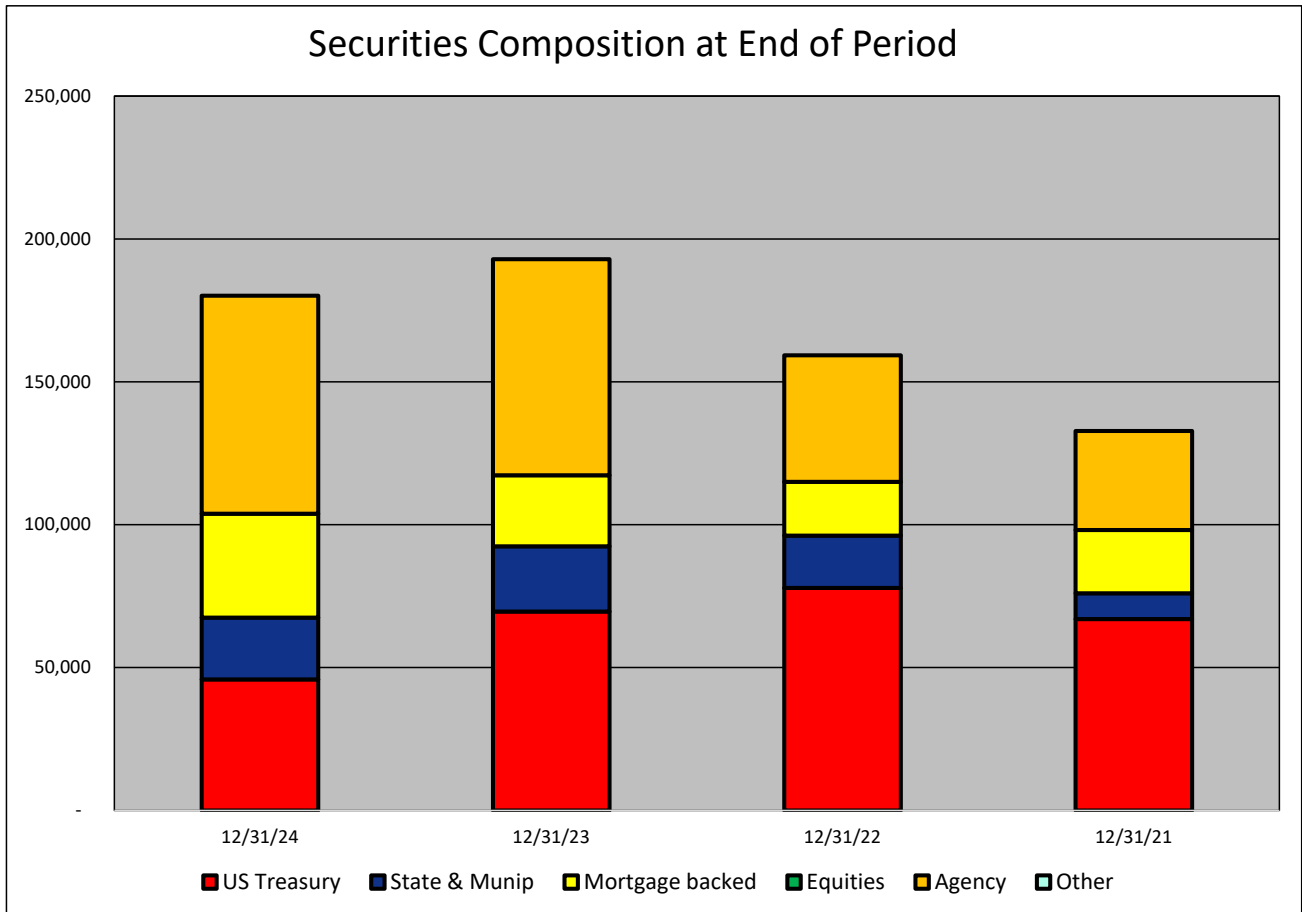
<b>As of:</b>	<b>12/31/24</b>	<b>12/31/23</b>	<b>12/31/22</b>	<b>12/31/21</b>	<b>\$ Change 12 MTHS</b>	<b>% Change 12 MTHS</b>
Total Assets	739,517	704,456	691,261	596,226	35,061	4.98
Cash and Equivalents	86,527	66,172	111,654	72,568	20,355	30.76
Securities	180,142	192,926	159,255	132,811	(12,784)	(6.63)
Loans, net	445,473	419,040	396,949	370,003	26,433	6.31
Deposit Accounts	669,963	642,293	639,390	542,835	27,670	4.31
Fed Funds & Repos	-	-	-	-	-	NA
Total Equity	65,093	57,926	48,366	50,347	7,167	12.37

<b>Period Ending</b>	<b>12/31/24</b>	<b>12/31/23</b>	<b>12/31/22</b>	<b>12/31/21</b>	<b>\$ Change 12 MTHS</b>	<b>% Change 12 MTHS</b>
Net Earnings	9,241	7,594	6,910	5,188	1,647	21.69
Interest Income	33,790	29,264	22,024	18,126	4,526	15.47
Interest Expense	8,000	7,721	1,965	900	279	3.61
Net Interest Income	25,790	21,543	20,059	17,226	4,247	19.71
Prov for Credit Losses	525	420	420	360	105	25.00
Noninterest income	4,872	6,813	4,193	3,386	(1,941)	(28.49)
Gain on Sale of Securities	-	(483)	-	3	483	(100.00)
Noninterest Expense	18,036	17,512	14,866	13,503	524	2.99
Net Operating Income	12,101	10,424	8,966	6,749	1,677	16.09
Income Taxes	2,860	2,347	2,056	1,564	513	21.86



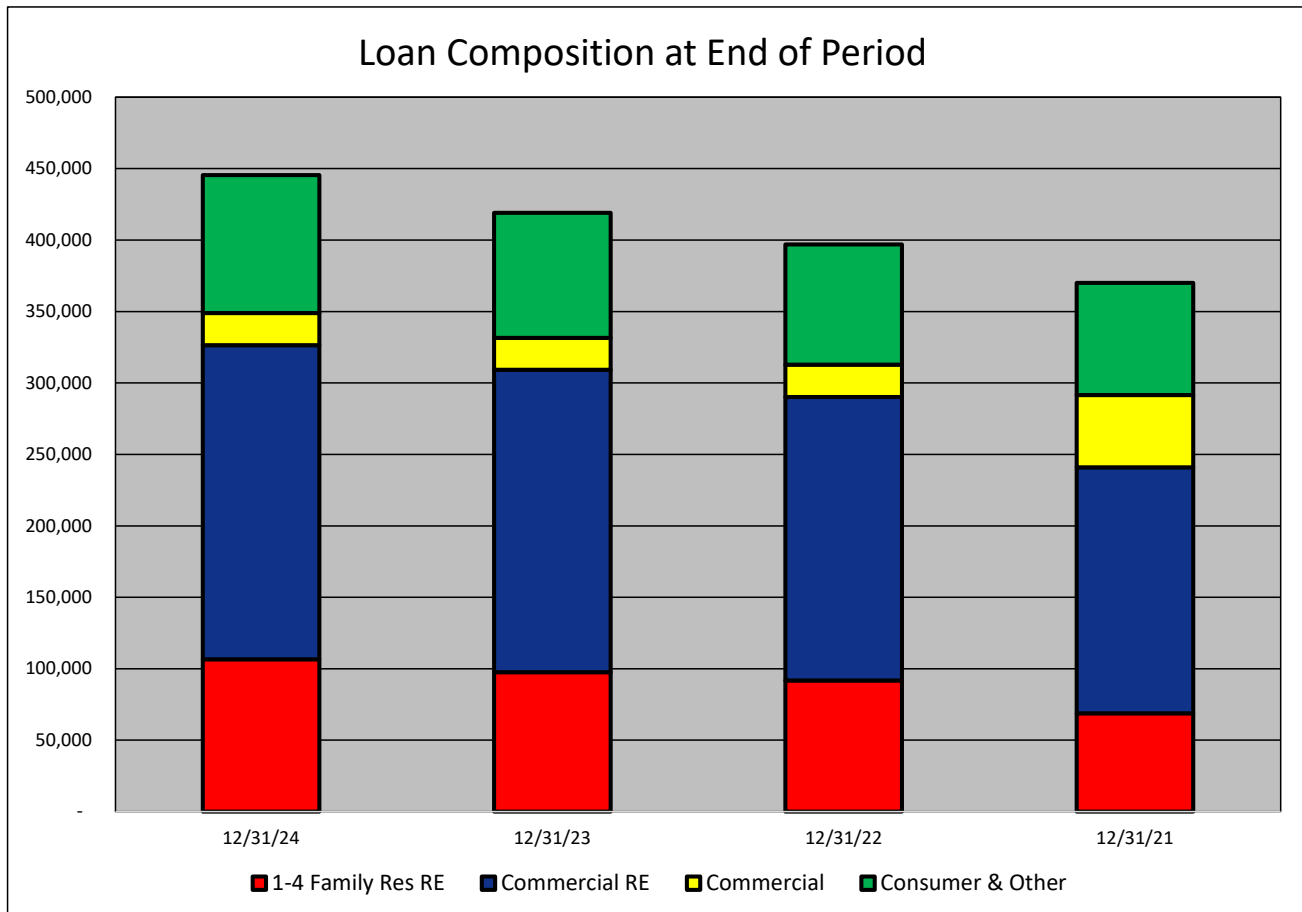
**SECURITIES COMPOSITION - First Bank**  
(Dollars in Thousands)

As of:	12/31/24	12/31/23	12/31/22	12/31/21	\$ Change 12 MTHS	% Change 12 MTHS
<b>SECURITIES CATEGORY:</b>						
US Treasury	45,863	69,660	77,898	66,951	(23,797)	(34.16)
State & Munip	21,613	22,757	18,292	9,082	(1,144)	(5.03)
Mortgage backed	36,352	24,920	18,778	22,135	11,432	45.87
Equities	-	-	-	-	-	NA
Agency	76,314	75,589	44,287	34,643	725	0.96
Other	-	-	-	-	-	NA
<b>Total Securities</b>	<b>180,142</b>	<b>192,926</b>	<b>159,255</b>	<b>132,811</b>	<b>(12,784)</b>	<b>(6.63)</b>



**LOAN PORTFOLIO COMPOSITION - First Bank**  
(Dollars in Thousands)

As of:	12/31/24	12/31/23	12/31/22	12/31/21	\$ Change 12 MTHS	% Change 12 MTHS
<b>LOAN CATEGORY:</b>						
1-4 Family Res RE	106,556	97,514	91,869	68,876	9,042	9.27
Commercial RE	219,923	211,810	198,363	172,079	8,113	3.83
Commercial	22,453	22,218	22,543	50,590	235	1.06
Consumer & Other	96,541	87,498	84,174	78,458	9,043	10.34
<b>Loans, Net</b>	<b>445,473</b>	<b>419,040</b>	<b>396,949</b>	<b>370,003</b>	<b>26,433</b>	<b>6.31</b>



**LOAN PORTFOLIO QUALITY - First Bank**  
(Dollars in Thousands)

As of:	12/31/24	12/31/23	12/31/22	12/31/21	\$ Change 12 MTHS	% Change 12 MTHS
--------	----------	----------	----------	----------	----------------------	---------------------

**ALLOWANCE FOR CREDIT LOSSES (LOANS):**

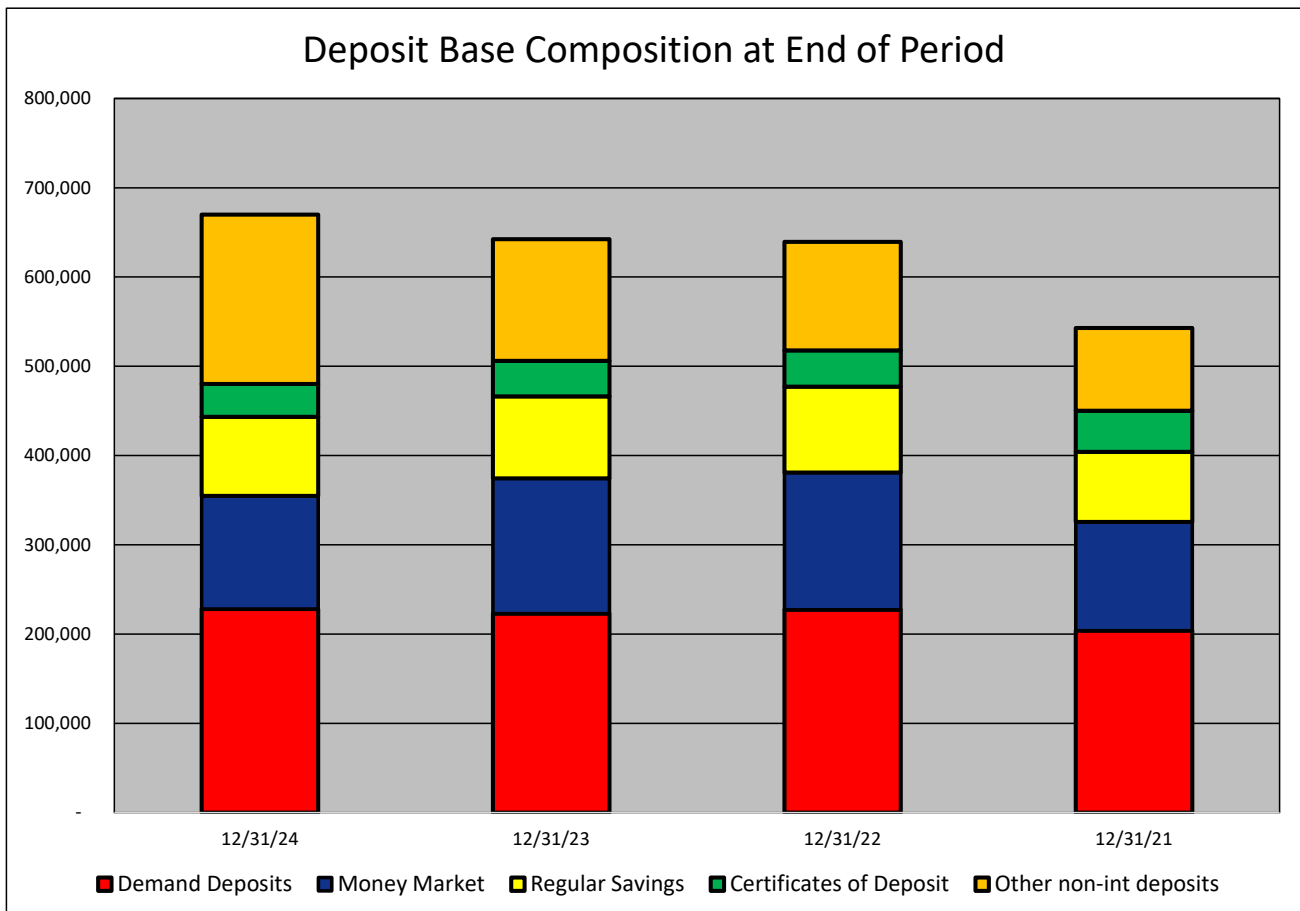
Beginning Balance	6,946	7,010	6,467	6,059	(64)	(0.91)
Total Recoveries	161	36	128	62	125	347.22
Total Charge-offs	54	4	5	14	50	1,250.00
Provision Expense	525	420	420	360	105	25.00
Writedown Transfer Loans HFS	-	-	-	-	-	NA
Adjustments	-	(516)	-	-	516	(100.00)
Ending Balance	7,577	6,946	7,010	6,467	631	9.08

**NON-PERFORMING ASSETS:**

Total-90+ Days Past Due	-	210	442	-	(210)	(100.00)
Total-Nonaccrual	-	201	2,165	145	(201)	(100.00)
Foreclosed Real Estate	-	-	-	-	-	NA
Total Non-perf Assets	-	411	2,607	145	(411)	(100.00)

**DEPOSIT BASE COMPOSITION - First Bank**  
(Dollars in Thousands)

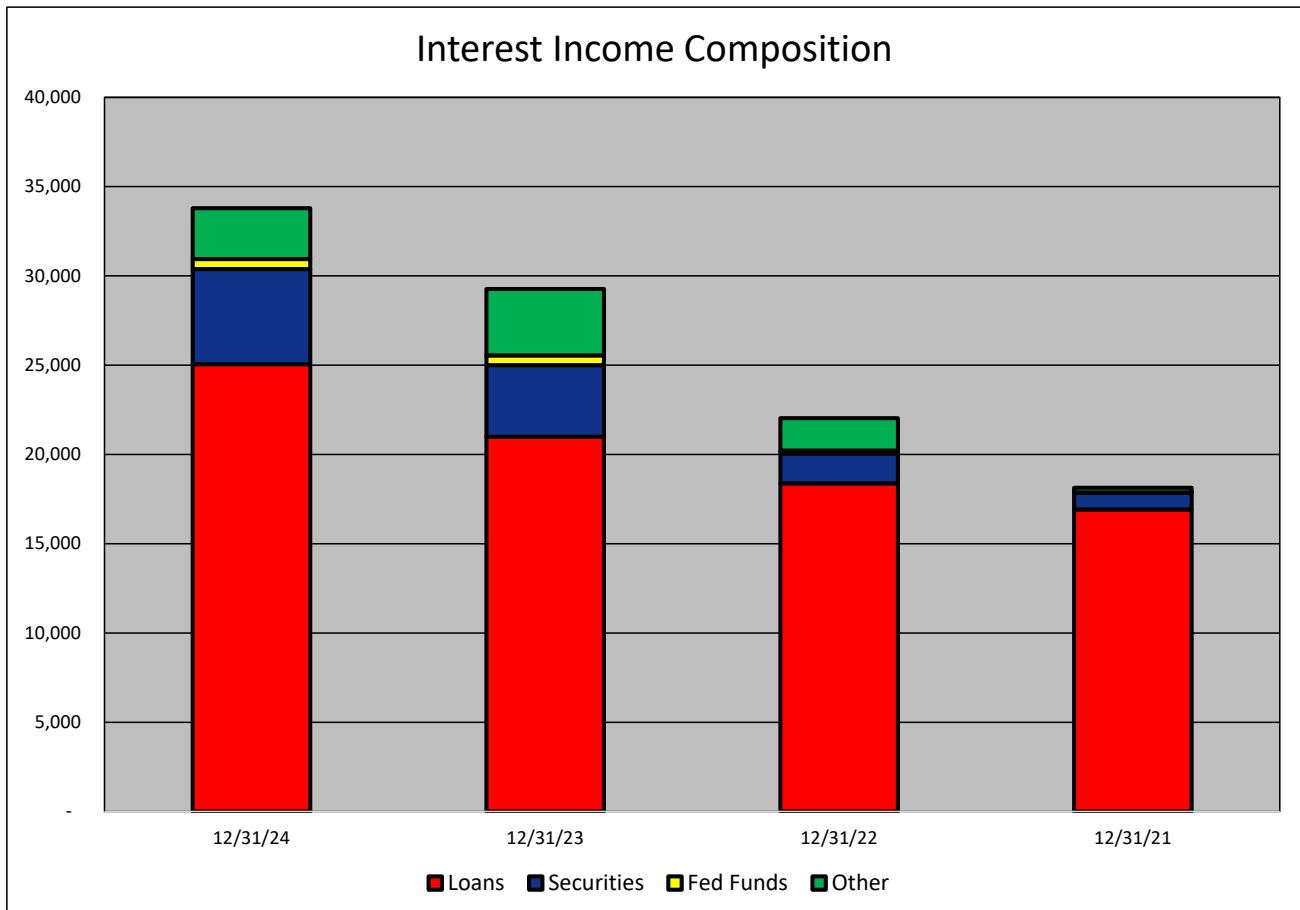
As of:	12/31/24	12/31/23	12/31/22	12/31/21	\$ Change 12 MTHS	% Change 12 MTHS
<b>DEPOSIT BASE CATEGORY:</b>						
Demand Deposits	228,024	222,991	227,162	203,688	5,033	2.26
Money Market	126,761	151,469	153,865	121,925	(24,708)	(16.31)
Regular Savings	88,569	91,824	96,253	78,437	(3,255)	(3.54)
Certificates of Deposit	36,782	39,707	40,383	46,189	(2,925)	(7.37)
Other non-int deposits	189,827	136,302	121,727	92,596	53,525	39.27
<b>Total Deposits</b>	<b>669,963</b>	<b>642,293</b>	<b>639,390</b>	<b>542,835</b>	<b>27,670</b>	<b>4.31</b>





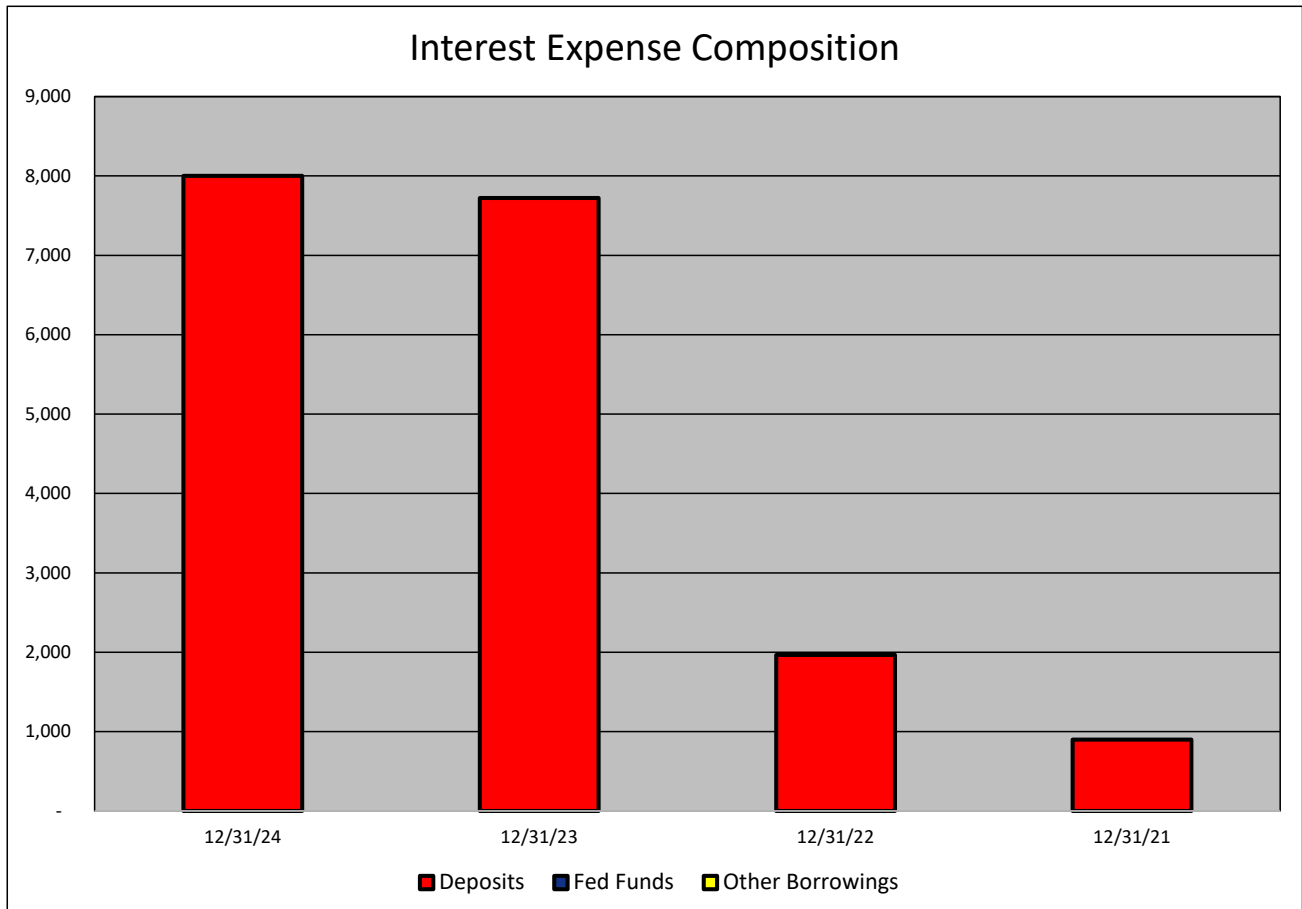
**INTEREST INCOME COMPOSITION- First Bank**  
(Dollars in Thousands)

As of:	12/31/24	12/31/23	12/31/22	12/31/21	\$ Change 12 MTHS	% Change 12 MTHS
<b>INTEREST INCOME CATEGORY</b>						
Loans	25,062	20,998	18,381	16,914	4,064	19.35
Securities	5,321	4,001	1,678	932	1,320	32.99
Fed Funds	563	541	153	29	22	4.07
Other	2,844	3,724	1,812	251	(880)	(23.63)
<b>Total Int Income</b>	<b>33,790</b>	<b>29,264</b>	<b>22,024</b>	<b>18,126</b>	<b>4,526</b>	<b>15.47</b>



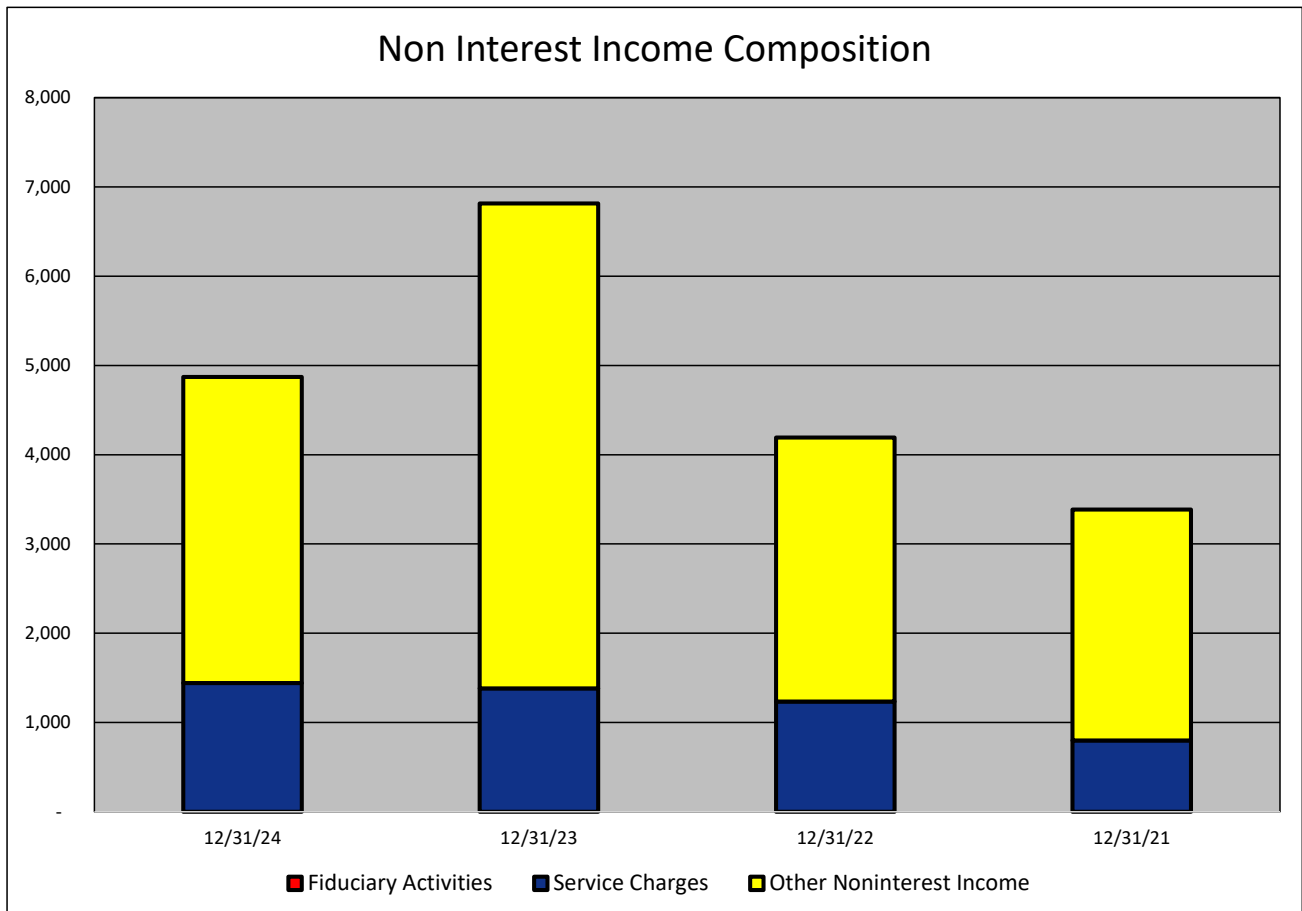
**INTEREST EXPENSE COMPOSITION- First Bank**  
(Dollars in Thousands)

As of:	12/31/24	12/31/23	12/31/22	12/31/21	\$ Change 12 MTHS	% Change 12 MTHS
<b>INTEREST EXPENSE CATEGORY</b>						
Deposits	8,000	7,721	1,965	900	279	3.61
Fed Funds	-	-	-	-	-	NA
Other Borrowings	-	-	-	-	-	NA
<b>Total Int Expense</b>	<b>8,000</b>	<b>7,721</b>	<b>1,965</b>	<b>900</b>	<b>279</b>	<b>3.61</b>



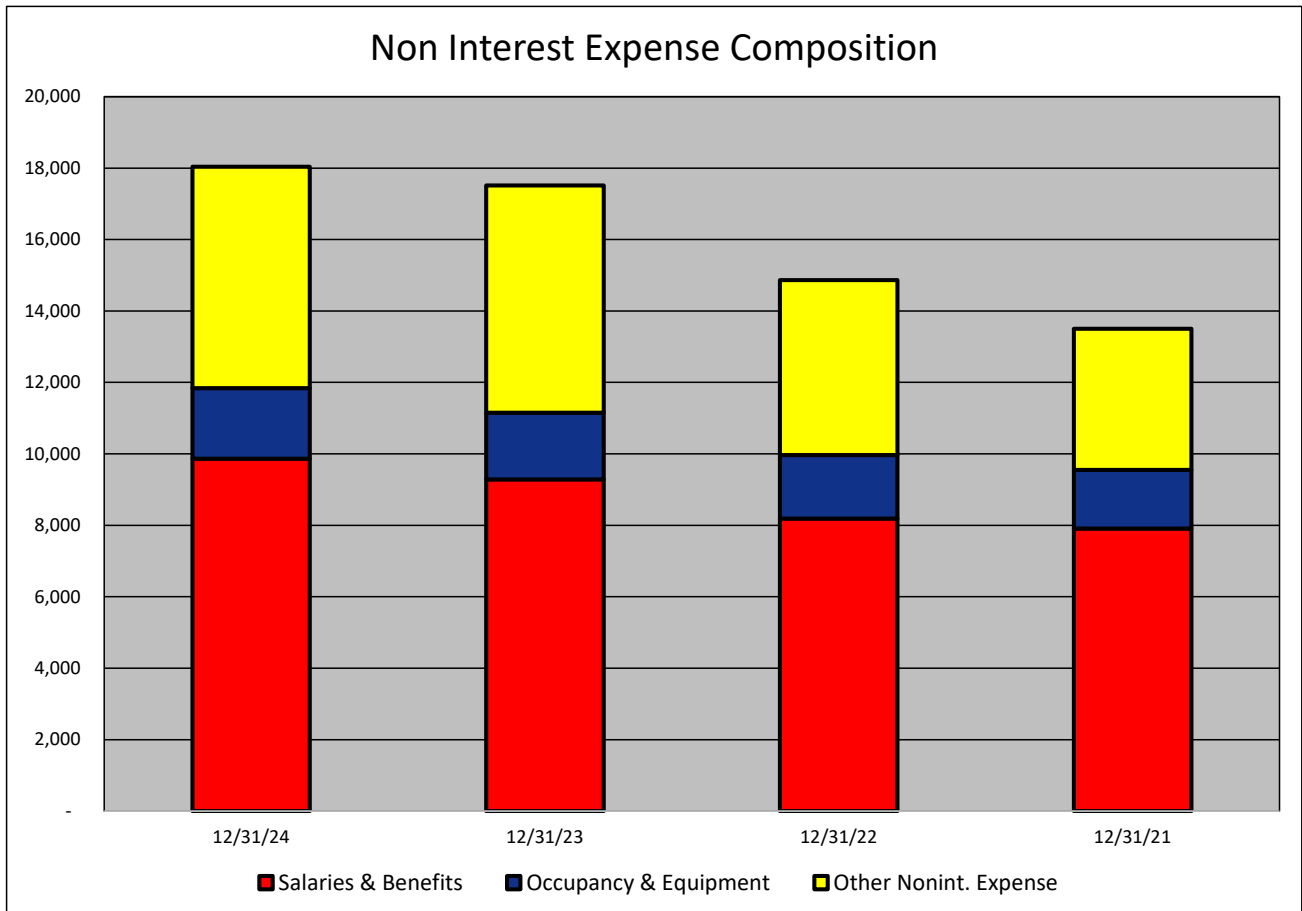
**NONINTEREST INCOME COMPOSITION- First Bank**  
(Dollars in Thousands)

As of:	12/31/24	12/31/23	12/31/22	12/31/21	\$ Change 12 MTHS	% Change 12 MTHS
<b>NONINTEREST INCOME CATEGORY</b>						
Fiduciary Activities	-	-	-	-	-	NA
Service Charges	1,441	1,383	1,234	800	58	4.19
Other Noninterest Income	3,431	5,430	2,959	2,586	(1,999)	(36.81)
<b>Total Nonint. Income</b>	<b>4,872</b>	<b>6,813</b>	<b>4,193</b>	<b>3,386</b>	<b>(1,941)</b>	<b>(28.49)</b>



**NONINTEREST EXPENSE COMPOSITION- First Bank**  
(Dollars in Thousands)

As of:	12/31/24	12/31/23	12/31/22	12/31/21	\$ Change 12 MTHS	% Change 12 MTHS
<b>NONINTEREST EXPENSE CATEGORY</b>						
Salaries & Benefits	9,867	9,288	8,189	7,907	579	6.23
Occupancy & Equipment	1,972	1,861	1,775	1,647	111	5.96
Other Nonint. Expense	6,197	6,363	4,902	3,949	(166)	(2.61)
<b>Total Nonint. Expense</b>	<b>18,036</b>	<b>17,512</b>	<b>14,866</b>	<b>13,503</b>	<b>524</b>	<b>2.99</b>



**PEER GROUP COMPARISONS REPORT**  
**Central Florida Group**

BALANCE SHEET

Institution name	Total Assets \$'000		% Change in Assets
	This Year	Last Year	
Sunrise Bank	579,762	494,572	17.22
Cogent Bank	1,973,429	1,762,087	11.99
Winter Park National Bank	839,888	770,425	9.02
First Colony Bank Of Florida	307,755	282,827	8.81
Mainstreet Community Bank Of Florida	832,236	774,020	7.52
Citizens First Bank	3,987,481	3,726,803	6.99
<b>First Bank</b>	<b>739,517</b>	<b>704,456</b>	<b>4.98</b>
Axiom Bank, National Association	870,746	837,042	4.03
Bank Of Central Florida	1,153,440	1,109,820	3.93
Southstate Bank, National Association	46,369,727	44,886,855	3.30
Heartland National Bank	734,080	712,901	2.97
Commerce Bank & Trust	171,950	167,183	2.85
Crews Bank & Trust	2,185,236	2,127,636	2.71
Citizens Bank And Trust	1,348,118	1,330,358	1.33
First National Bank Of Wauchula	88,033	90,878	(3.13)
The First National Bank Of Mount Dora	351,370	373,192	(5.85)
United Southern Bank	852,633	907,269	(6.02)
Surety Bank	192,505	206,218	(6.65)

<b>Select Peer Average</b>	3,532,106	3,403,586	3.67
----------------------------	-----------	-----------	------

**PEER GROUP COMPARISONS REPORT**  
**Central Florida Group**

BALANCE SHEET

Institution name	Total Loans \$000		% Change in Loans
	This Year	Last Year	
Mainstreet Community Bank Of Florida	598,059	504,970	<b>18.43</b>
Sunrise Bank	460,722	396,477	<b>16.20</b>
Cogent Bank	1,552,863	1,421,338	<b>9.25</b>
Citizens Bank And Trust	784,055	720,113	<b>8.88</b>
United Southern Bank	401,638	372,049	<b>7.95</b>
Commerce Bank & Trust	124,105	115,241	<b>7.69</b>
First Colony Bank Of Florida	196,077	183,457	<b>6.88</b>
<b>First Bank</b>	<b>445,473</b>	<b>419,040</b>	<b>6.31</b>
Winter Park National Bank	462,298	435,203	<b>6.23</b>
Crews Bank & Trust	1,219,258	1,156,223	<b>5.45</b>
Southstate Bank, National Association	34,182,353	32,439,377	<b>5.37</b>
Citizens First Bank	1,297,601	1,236,432	<b>4.95</b>
The First National Bank Of Mount Dora	120,122	114,880	<b>4.56</b>
Bank Of Central Florida	753,711	720,926	<b>4.55</b>
Heartland National Bank	161,072	154,302	<b>4.39</b>
Axiom Bank, National Association	574,347	561,080	<b>2.36</b>
First National Bank Of Wauchula	66,326	69,135	<b>(4.06)</b>
Surety Bank	72,205	81,604	<b>(11.52)</b>

<b>Select Peer Average</b>	<b>2,415,127</b>	<b>2,283,436</b>	<b>5.77</b>
----------------------------	------------------	------------------	-------------

**PEER GROUP COMPARISONS REPORT**  
*Central Florida Group*

**CAPITAL RATIOS**  
For the year ended December 31, 2024

Institution name	Equity/ Assets	Leverage Ratio	Tier 1 Risk- based Ratio	Risk based Capital Ratio	Common Equity Tier 1 Capital Ratio
Surety Bank	10.11	<b>12.66</b>	27.88	29.10	27.88
Citizens First Bank	10.20	<b>12.50</b>	19.32	20.26	19.32
The First National Bank Of Mount Dora	8.84	<b>11.63</b>	0.00	0.00	0.00
First National Bank Of Wauchula	9.70	<b>11.03</b>	0.00	0.00	0.00
Axiom Bank, National Association	10.54	<b>10.80</b>	13.86	15.11	13.86
Southstate Bank, National Association	13.29	<b>10.64</b>	13.38	14.64	13.38
Crews Bank & Trust	10.38	<b>10.56</b>	0.00	0.00	0.00
Heartland National Bank	8.89	<b>9.51</b>	27.62	28.71	27.62
<b>First Bank</b>	<b>8.80</b>	<b>9.46</b>	<b>14.53</b>	<b>15.78</b>	<b>14.53</b>
Sunrise Bank	8.04	<b>9.19</b>	0.00	0.00	0.00
Commerce Bank & Trust	6.12	<b>9.15</b>	12.23	13.48	12.23
United Southern Bank	4.64	<b>9.15</b>	0.00	0.00	0.00
Mainstreet Community Bank Of Florida	7.67	<b>9.04</b>	0.00	0.00	0.00
Cogent Bank	8.88	<b>8.88</b>	10.87	11.88	10.87
First Colony Bank Of Florida	8.05	<b>8.54</b>	12.37	13.62	12.37
Bank Of Central Florida	6.84	<b>8.17</b>	12.21	13.17	12.21
Citizens Bank And Trust	1.80	<b>7.51</b>	12.08	13.02	12.08
Winter Park National Bank	5.02	<b>6.15</b>	10.24	11.38	10.24

<b>Select Peer Average</b>	8.21	9.70	10.37	11.12	10.37
----------------------------	------	------	-------	-------	-------

**PEER GROUP COMPARISONS REPORT**  
*Central Florida Group*

**BALANCE SHEET RATIOS**  
For the year ended December 31, 2024

Institution name	Loans/ Deposits	Gross Loans/ Assets	Securities/ Assets
First National Bank Of Wauchula	<b>93.14</b>	75.34	6.15
Sunrise Bank	<b>90.12</b>	79.47	14.85
Southstate Bank, National Association	<b>89.55</b>	73.72	14.18
Cogent Bank	<b>87.01</b>	78.69	18.23
Commerce Bank & Trust	<b>80.33</b>	72.18	14.39
Mainstreet Community Bank Of Florida	<b>79.55</b>	71.86	20.52
Axiom Bank, National Association	<b>74.57</b>	65.96	12.35
Bank Of Central Florida	<b>70.89</b>	65.34	17.97
First Colony Bank Of Florida	<b>69.63</b>	63.71	17.52
<b>First Bank</b>	<b>66.49</b>	<b>60.24</b>	<b>24.36</b>
Crews Bank & Trust	<b>62.54</b>	55.80	27.29
Citizens Bank And Trust	<b>60.23</b>	58.16	38.36
Winter Park National Bank	<b>58.57</b>	55.04	26.31
United Southern Bank	<b>51.53</b>	47.11	37.36
Surety Bank	<b>41.90</b>	37.51	16.48
Citizens First Bank	<b>38.75</b>	32.54	61.24
The First National Bank Of Mount Dora	<b>37.91</b>	34.19	57.70
Heartland National Bank	<b>25.13</b>	21.94	50.38

<b>Select Peer Average</b>	<b>65.44</b>	<b>58.27</b>	<b>26.42</b>
----------------------------	--------------	--------------	--------------



**PEER GROUP COMPARISONS REPORT**  
*Central Florida Group*

**PROFITABILITY RATIOS**  
**For the year ended December 31, 2024**

Institution name	Avg Total Assets (\$000)	Return on Avg Assets	Return on Avg Equity
Surety Bank	202,862	<b>2.60</b>	27.38
First Colony Bank Of Florida	311,165	<b>1.72</b>	21.95
Crews Bank & Trust	2,156,750	<b>1.68</b>	16.06
Heartland National Bank	725,386	<b>1.63</b>	19.82
Cogent Bank	1,911,330	<b>1.34</b>	16.31
<b>First Bank</b>	<b>735,151</b>	<b>1.26</b>	<b>14.94</b>
Southstate Bank, National Association	46,420,348	<b>1.22</b>	9.47
Bank Of Central Florida	1,128,106	<b>1.11</b>	16.69
Winter Park National Bank	832,175	<b>1.02</b>	19.72
Sunrise Bank	548,658	<b>1.01</b>	13.03
Citizens First Bank	3,968,044	<b>1.00</b>	10.03
First National Bank Of Wauchula	89,360	<b>0.98</b>	10.13
United Southern Bank	920,724	<b>0.85</b>	20.13
The First National Bank Of Mount Dora	367,702	<b>0.72</b>	8.36
Mainstreet Community Bank Of Florida	821,332	<b>0.66</b>	9.09
Citizens Bank And Trust	1,425,847	<b>0.64</b>	43.06
Commerce Bank & Trust	174,893	<b>0.64</b>	10.83
Axiom Bank, National Association	843,676	<b>0.32</b>	2.99

<b>Select Peer Average</b>	<b>3,532,417</b>	<b>1.13</b>	<b>16.11</b>
----------------------------	------------------	-------------	--------------

**PEER GROUP COMPARISONS REPORT**  
*Central Florida Group*

**PROFITABILITY RATIOS**  
**For the year ended December 31, 2024**

Institution name	Noninterest Income/AA	Net Overhead Ratio	Efficiency Ratio	Assets (per million) per Employee
Heartland National Bank	0.25	1.10	<b>38.26</b>	13.85
Winter Park National Bank	0.06	1.03	<b>43.52</b>	27.09
First Colony Bank Of Florida	0.11	1.53	<b>47.22</b>	16.20
Citizens First Bank	0.57	1.01	<b>51.12</b>	10.20
Surety Bank	3.55	(0.07)	<b>55.98</b>	5.50
Southstate Bank, National Association	0.71	1.47	<b>57.00</b>	9.09
Cogent Bank	0.68	2.07	<b>57.59</b>	8.29
Bank Of Central Florida	0.22	1.84	<b>57.89</b>	10.88
<b>First Bank</b>	<b>0.66</b>	<b>1.79</b>	<b>58.47</b>	<b>6.98</b>
Crews Bank & Trust	0.81	1.78	<b>58.50</b>	5.99
Sunrise Bank	0.08	1.99	<b>64.75</b>	10.00
United Southern Bank	0.58	1.67	<b>66.95</b>	5.61
Mainstreet Community Bank Of Florida	0.35	1.99	<b>69.13</b>	7.85
Citizens Bank And Trust	0.69	1.62	<b>76.04</b>	7.06
Commerce Bank & Trust	0.21	2.22	<b>77.66</b>	8.19
The First National Bank Of Mount Dora	2.55	1.58	<b>79.48</b>	4.29
First National Bank Of Wauchula	0.72	3.40	<b>80.63</b>	4.00
Axiom Bank, National Association	1.12	3.63	<b>87.65</b>	6.26

<b>Select Peer Average</b>	0.77	1.76	62.66	9.30
----------------------------	------	------	-------	------

**PEER GROUP COMPARISONS REPORT**  
*Central Florida Group*

**ASSET QUALITY RATIOS**  
For the year ended December 31, 2024

Institution name	Allowance/ Loans	Nonperf Loans/ Total Loans	Nonperf Assets/ Total Assets	Adjusted Texas Ratio
Bank Of Central Florida	0.98	0.00	<b>0.00</b>	0.00
Commerce Bank & Trust	1.45	0.00	<b>0.00</b>	0.00
<b>First Bank</b>	<b>1.70</b>	<b>0.00</b>	<b>0.00</b>	<b>0.00</b>
First Colony Bank Of Florida	1.56	0.00	<b>0.00</b>	0.00
Sunrise Bank	1.21	0.00	<b>0.00</b>	0.00
Winter Park National Bank	1.24	0.00	<b>0.00</b>	0.00
Crews Bank & Trust	1.86	0.02	<b>0.01</b>	0.12
Heartland National Bank	1.55	0.20	<b>0.04</b>	0.47
Citizens First Bank	1.78	0.18	<b>0.06</b>	0.53
The First National Bank Of Mount Dora	1.72	0.21	<b>0.07</b>	0.76
Cogent Bank	1.00	0.17	<b>0.13</b>	1.37
Surety Bank	1.54	0.45	<b>0.17</b>	1.58
United Southern Bank	2.29	0.40	<b>0.19</b>	3.26
Southstate Bank, National Association	1.36	0.62	<b>0.46</b>	3.78
First National Bank Of Wauchula	1.53	1.00	<b>0.76</b>	6.97
Mainstreet Community Bank Of Florida	1.25	1.10	<b>0.79</b>	9.27
Citizens Bank And Trust	1.03	1.61	<b>0.93</b>	39.08
Axiom Bank, National Association	1.42	1.88	<b>1.25</b>	11.01

<b>Select Peer Average</b>	1.47	0.44	0.27	4.34
----------------------------	------	------	------	------

**PEER GROUP COMPARISONS REPORT**  
*Central Florida Group*

**STATEMENT OF CONDITION (% OF ASSETS)**  
**For the year ended December 31, 2024**

Institution name	Cash & Nointerest bearing Deps	Interest- bearing Bal	Fed Funds Sold & Repos	Held to Maturity Secs	Available for Sale Secs
Surety Bank	<b>30.29</b>	11.30	0.00	0.00	16.48
First National Bank Of Wauchula	<b>5.39</b>	8.71	0.00	0.00	6.15
<b>First Bank</b>	<b>2.01</b>	<b>8.31</b>	<b>1.38</b>	<b>0.00</b>	<b>24.36</b>
Commerce Bank & Trust	<b>1.93</b>	7.73	0.00	0.00	14.39
Axiom Bank, National Association	<b>1.39</b>	17.20	0.00	0.00	12.35
Southstate Bank, National Association	<b>1.13</b>	1.87	0.00	4.86	9.32
Heartland National Bank	<b>1.10</b>	24.17	0.00	0.00	50.38
Winter Park National Bank	<b>0.96</b>	16.17	0.00	17.55	8.77
United Southern Bank	<b>0.95</b>	9.47	0.00	0.87	36.48
Mainstreet Community Bank Of Florida	<b>0.86</b>	1.51	0.63	0.00	20.52
Crews Bank & Trust	<b>0.84</b>	15.29	0.00	18.94	8.36
First Colony Bank Of Florida	<b>0.73</b>	17.98	0.00	9.95	7.56
Citizens First Bank	<b>0.67</b>	0.16	2.24	0.00	61.24
The First National Bank Of Mount Dora	<b>0.57</b>	1.21	0.00	0.00	57.70
Bank Of Central Florida	<b>0.47</b>	13.19	0.00	0.00	17.97
Sunrise Bank	<b>0.45</b>	3.61	0.00	0.86	13.98
Citizens Bank And Trust	<b>0.39</b>	0.72	0.00	0.00	38.36
Cogent Bank	<b>0.12</b>	2.50	0.00	0.00	18.23

<b>Select Peer Average</b>	2.79	8.95	0.24	2.95	23.48
----------------------------	------	------	------	------	-------

**PEER GROUP COMPARISONS REPORT**  
*Central Florida Group*

**STATEMENT OF CONDITION (% OF ASSETS)**  
**For the year ended December 31, 2024**

Institution name	Net Loans & Leases	Premises & Fixed Assets	Total Real Estate Owned	Intangible Assets
Sunrise Bank	<b>78.50</b>	1.49	0.00	0.00
Cogent Bank	<b>77.83</b>	0.20	0.00	0.12
First National Bank Of Wauchula	<b>74.19</b>	1.34	0.00	0.00
Southstate Bank, National Association	<b>72.11</b>	1.09	0.00	4.48
Commerce Bank & Trust	<b>71.13</b>	1.29	0.00	0.00
Mainstreet Community Bank Of Florida	<b>70.76</b>	2.37	0.00	0.01
Axiom Bank, National Association	<b>65.03</b>	1.35	0.01	0.12
Bank Of Central Florida	<b>64.70</b>	1.49	0.00	0.02
First Colony Bank Of Florida	<b>62.72</b>	0.38	0.00	0.00
<b>First Bank</b>	<b>59.21</b>	<b>2.00</b>	<b>0.00</b>	<b>0.00</b>
Citizens Bank And Trust	<b>57.56</b>	1.28	0.00	0.00
Crews Bank & Trust	<b>54.76</b>	1.17	0.00	0.00
Winter Park National Bank	<b>54.36</b>	0.33	0.00	0.00
United Southern Bank	<b>46.03</b>	1.19	0.00	0.00
Surety Bank	<b>36.93</b>	1.34	0.00	0.00
The First National Bank Of Mount Dora	<b>33.60</b>	1.19	0.00	0.00
Citizens First Bank	<b>31.68</b>	1.36	0.00	0.45
Heartland National Bank	<b>21.58</b>	0.54	0.00	0.00

<b>Select Peer Average</b>	57.37	1.19	0.00	0.29
----------------------------	-------	------	------	------

**PEER GROUP COMPARISONS REPORT**  
*Central Florida Group*

**STATEMENT OF CONDITION (% OF TOTAL FUNDING SOURCES)**  
**For the year ended December 31, 2024**

Institution name	Non Interest Bearing Deps	Interest Bearing Deps	Total Deps	Total Fed Funds & Repos	Other Borrowed Money
United Southern Bank	96.89	0.00	96.89	0.00	3.11
The First National Bank Of Mount Dora	42.35	57.65	100.00	0.00	0.00
Surety Bank	40.69	59.31	100.00	0.00	0.00
Crews Bank & Trust	39.82	60.12	99.93	0.07	0.00
Axiom Bank, National Association	39.68	60.32	100.00	0.00	0.00
First Colony Bank Of Florida	36.66	63.34	100.00	0.00	0.00
Citizens Bank And Trust	34.60	64.64	99.24	0.76	0.00
<b>First Bank</b>	<b>34.04</b>	<b>65.96</b>	<b>100.00</b>	<b>0.00</b>	<b>0.00</b>
Commerce Bank & Trust	32.87	64.63	97.49	2.51	0.00
Bank Of Central Florida	31.00	69.00	100.00	0.00	0.00
Mainstreet Community Bank Of Florida	30.03	68.66	98.69	1.31	0.00
Cogent Bank	28.17	71.83	100.00	0.00	0.00
First National Bank Of Wauchula	28.10	63.53	91.64	1.93	6.43
Southstate Bank, National Association	26.63	72.04	98.66	1.33	0.00
Winter Park National Bank	25.50	73.95	99.45	0.55	0.00
Heartland National Bank	23.49	73.34	96.83	3.17	0.00
Sunrise Bank	22.26	74.52	96.78	0.00	3.22
Citizens First Bank	14.63	79.71	94.34	5.66	0.00

<b>Select Peer Average</b>	34.86	63.47	98.33	0.96	0.71
----------------------------	-------	-------	-------	------	------

**PEER GROUP COMPARISONS REPORT**  
*Central Florida Group*

**YIELDS, COSTS & SPREADS - ASSET YIELDS**  
For the year ended December 31, 2024

Institution name	Yield on Earning Assets	Cost of Funds	Net Interest Margin	Avg Earning Assets/AA
First National Bank Of Wauchula	6.51	2.59	<b>4.78</b>	91.81
Axiom Bank, National Association	6.67	3.86	<b>4.48</b>	95.95
Cogent Bank	6.83	4.02	<b>4.09</b>	99.21
<b>First Bank</b>	<b>4.87</b>	<b>1.91</b>	<b>3.72</b>	<b>94.30</b>
Crews Bank & Trust	4.90	2.42	<b>3.63</b>	98.33
Surety Bank	5.61	3.09	<b>3.48</b>	72.57
Bank Of Central Florida	5.06	2.60	<b>3.43</b>	97.06
Southstate Bank, National Association	5.06	2.46	<b>3.40</b>	91.09
Heartland National Bank	4.92	2.21	<b>3.37</b>	97.00
First Colony Bank Of Florida	5.19	2.16	<b>3.28</b>	99.09
Mainstreet Community Bank Of Florida	4.87	2.52	<b>3.23</b>	94.22
Sunrise Bank	5.88	3.90	<b>3.17</b>	98.23
Commerce Bank & Trust	5.13	3.20	<b>2.98</b>	96.53
United Southern Bank	4.01	1.49	<b>2.88</b>	96.23
Citizens First Bank	4.19	1.92	<b>2.51</b>	97.50
Winter Park National Bank	4.83	3.17	<b>2.50</b>	97.87
The First National Bank Of Mount Dora	3.76	2.35	<b>2.47</b>	97.92
Citizens Bank And Trust	3.97	2.53	<b>2.40</b>	96.78
<b>Select Peer Average</b>	<b>5.13</b>	<b>2.69</b>	<b>3.34</b>	<b>95.09</b>