

# Citizens Bank And Trust

Frostproof, FL

Established  
5/13/1920

## Florida Bank and Thrift Performance Report

### Table of Contents

<b>Title</b>	<b>Page</b>
PEER GROUP POSITION	1
EXECUTIVE SUMMARY	2
SELECTED FINANCIAL DATA	3
SECURITIES COMPOSITION	4
LOAN PORTFOLIO COMPOSITION	5
LOAN PORTFOLIO QUALITY	6
DEPOSIT BASE COMPOSITION	7
INTEREST INCOME COMPOSITION	8
INTEREST EXPENSE COMPOSITION	9
NONINTEREST INCOME COMPOSITION	10
NONINTEREST EXPENSE COMPOSITION	11
PEER GROUP COMPARISONS REPORT	12-22

#### **FLORIDA BANKING TEAM**

Ted Hacker, Steve Kania, Robert Brink, David Ajvazi, Erica Hines, Sacha Widmaier, Anthony Hagbartsen, Madeline Bogumil, Phillip Berdeguer, Andrew Joyce, Mai Tran, Meranda Joseph, Patricia Romero, Vanessa Hossler, Adam McCord, Allyson Wiitala, Jacob Ingram, Rachel Jean, Brendan Yosko, Martha Zubia, Stephanie Flores, Joshua Koelsch, Krishna Reddy, Jacob Frantzen, Sander Maldonado, Brian Katz, Nicholas Singh

Information contained herein was obtained from FIS is believed to be reliable however, accuracy is not guaranteed and all peer and state averages are simple averages.

**PEER GROUP POSITION**  
**For the**  
**Central Florida Group**

**For the year ended December 31, 2024**

Institution name	Total Assets (\$'000's)
Southstate Bank, National Association	46,369,727
Citizens First Bank	3,987,481
Crews Bank & Trust	2,185,236
Cogent Bank	1,973,429
<b>Citizens Bank And Trust</b>	<b>1,348,118</b>
Bank Of Central Florida	1,153,440
Axiom Bank, National Association	870,746
United Southern Bank	852,633
Winter Park National Bank	839,888
Mainstreet Community Bank Of Florida	832,236
First Bank	739,517
Heartland National Bank	734,080
Sunrise Bank	579,762
The First National Bank Of Mount Dora	351,370
First Colony Bank Of Florida	307,755
Surety Bank	192,505
Commerce Bank & Trust	171,950
First National Bank Of Wauchula	88,033

Institution name	Return on Avg Assets (%)
Surety Bank	2.60
First Colony Bank Of Florida	1.72
Crews Bank & Trust	1.68
Heartland National Bank	1.63
Cogent Bank	1.34
First Bank	1.26
Southstate Bank, National Association	1.22
Bank Of Central Florida	1.11
Winter Park National Bank	1.02
Sunrise Bank	1.01
Citizens First Bank	1.00
First National Bank Of Wauchula	0.98
United Southern Bank	0.85
The First National Bank Of Mount Dora	0.72
Mainstreet Community Bank Of Florida	0.66
<b>Citizens Bank And Trust</b>	<b>0.64</b>
Commerce Bank & Trust	0.64
Axiom Bank, National Association	0.32

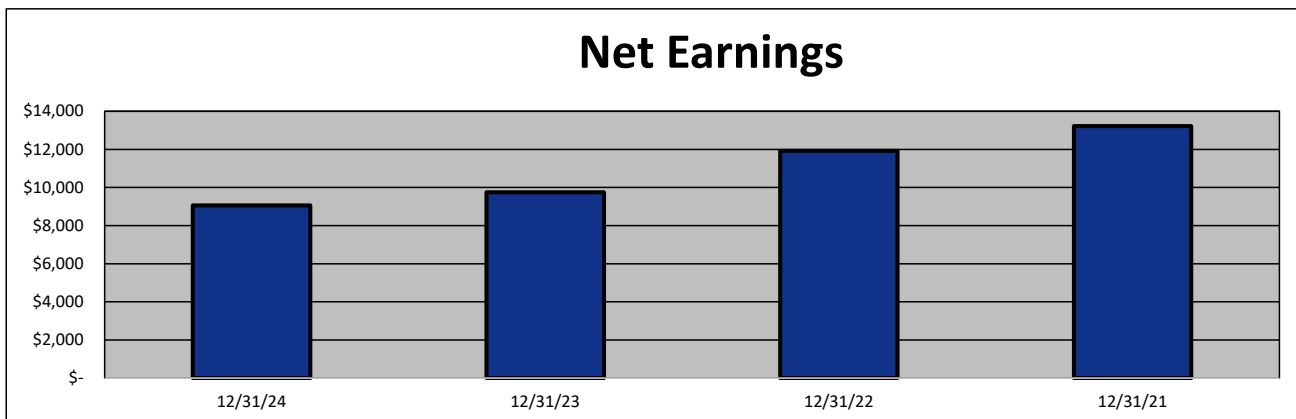
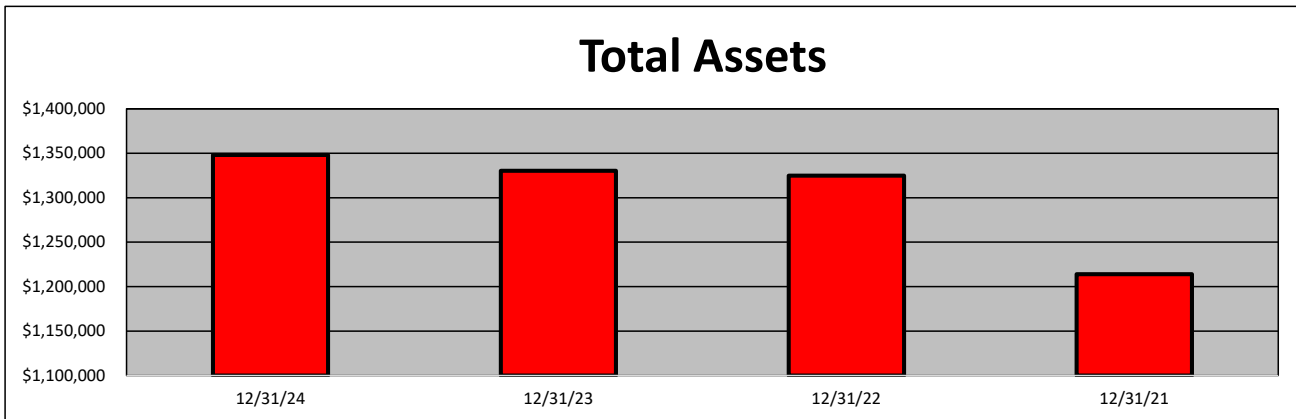
**EXECUTIVE SUMMARY - Citizens Bank and Trust  
(Percentage)**

Period Ending	12/31/24	12/31/23	12/31/22	12/31/21	State Avg.	Peer Avg.
<b>CAPITAL RATIOS</b>						
Equity/Assets	1.80	1.24	0.24	7.36	10.71	8.21
Leverage Ratio	7.51	7.33	7.07	7.52	11.67	9.70
Tier 1 Cap/Risk Based Assets	12.08	12.09	12.28	14.37	15.53	10.37
Risk Based Ratio	13.02	13.01	13.12	15.25	16.34	11.12
Common Equity Tier 1 Capital Ratio	12.08	12.09	12.28	14.37	15.48	10.37
<b>BALANCE SHEET RATIOS:</b>						
Loan/Deposit Ratio	60.23	57.16	51.81	45.82	74.93	65.44
Loans/Assets	58.16	54.13	47.32	41.02	63.48	58.27
Securities/Assets	38.36	41.81	48.82	53.88	19.42	26.42
<b>PROFITABILITY:</b>						
Return on Avg Assets	0.64	0.70	0.89	1.23	(0.10)	1.13
Return on Avg Equity	43.06	144.82	34.48	16.58	9.28	16.11
Nonint Income/Avg Assets	0.69	0.68	0.69	0.80	0.79	0.77
Net Overhead Ratio	1.62	1.60	1.52	1.66	2.99	1.76
Efficiency Ratio	76.04	75.02	67.77	65.24	70.68	62.66
Assets (per million) per Employee	7.06	6.86	6.94	7.18	10.47	9.30
<b>ASSET QUALITY:</b>						
Allowance/Loans	1.03	1.04	1.08	1.11	1.25	1.47
Nonperforming Loans/Total Loans	1.61	1.97	0.21	0.21	0.52	0.44
Nonperforming Assets/Total Assets	0.93	1.06	0.10	0.20	0.36	0.27
Adjusted Texas Ratio	39.08	59.08	13.13	2.56	3.66	4.34
<b>YIELDS &amp; COSTS:</b>						
Yield on earning assets	3.97	3.55	2.91	3.15	5.44	5.13
Cost of funds	2.53	1.85	0.52	0.10	3.04	2.69
Net interest margin	2.40	2.42	2.60	3.07	2.91	3.34
Avg Earning Assets/Avg Assets	96.78	96.60	96.82	95.05	95.35	95.09

**SELECTED FINANCIAL DATA - Citizens Bank and Trust**  
(Dollars in Thousands)

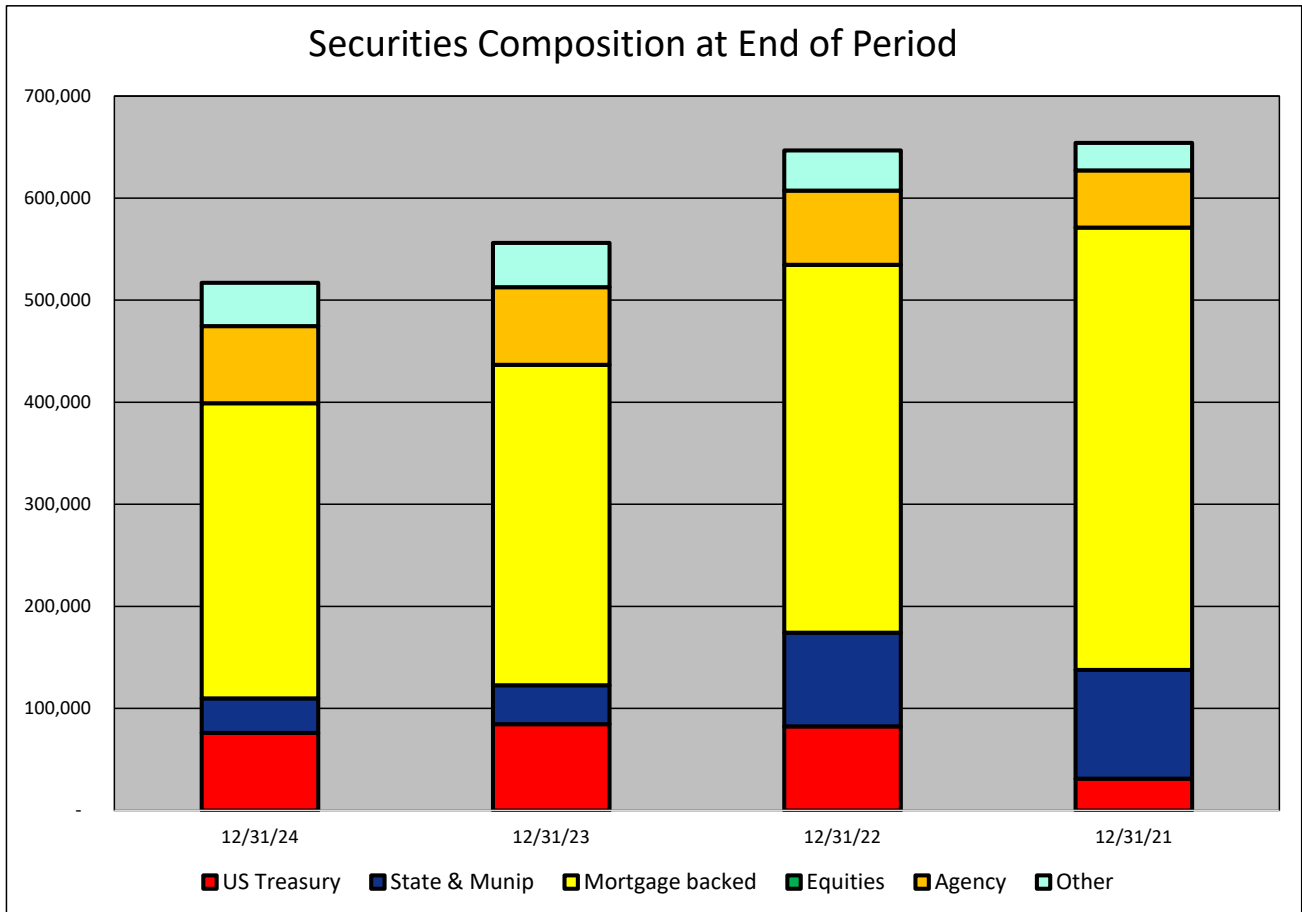
<b>As of:</b>	<b>12/31/24</b>	<b>12/31/23</b>	<b>12/31/22</b>	<b>12/31/21</b>	<b>\$ Change 12 MTHS</b>	<b>% Change 12 MTHS</b>
Total Assets	1,348,118	1,330,358	1,324,883	1,214,010	17,760	1.33
Cash and Equivalents	14,923	21,146	18,314	35,483	(6,223)	(29.43)
Securities	517,154	556,206	646,827	654,052	(39,052)	(7.02)
Loans, net	784,055	720,113	626,902	498,028	63,942	8.88
Deposit Accounts	1,301,832	1,259,737	1,210,016	1,086,820	42,095	3.34
Fed Funds & Repos	9,972	15,009	28,633	30,328	(5,037)	(33.56)
Total Equity	24,207	16,490	3,207	89,408	7,717	46.80

<b>Period Ending</b>	<b>12/31/24</b>	<b>12/31/23</b>	<b>12/31/22</b>	<b>12/31/21</b>	<b>\$ Change 12 MTHS</b>	<b>% Change 12 MTHS</b>
Net Earnings	9,059	9,750	11,918	13,228	(691)	(7.09)
Interest Income	54,840	47,713	37,722	32,064	7,127	14.94
Interest Expense	21,675	15,242	3,926	757	6,433	42.21
Net Interest Income	33,165	32,471	33,796	31,307	694	2.14
Prov for Credit Losses	1,082	824	1,379	260	258	31.31
Noninterest income	9,894	9,408	9,252	8,607	486	5.17
Gain on Sale of Securities	4	235	(103)	-	(231)	(98.30)
Noninterest Expense	33,010	31,656	29,648	26,426	1,354	4.28
Net Operating Income	8,967	9,399	12,021	13,228	(432)	(4.60)
Income Taxes	-	-	-	-	-	NA



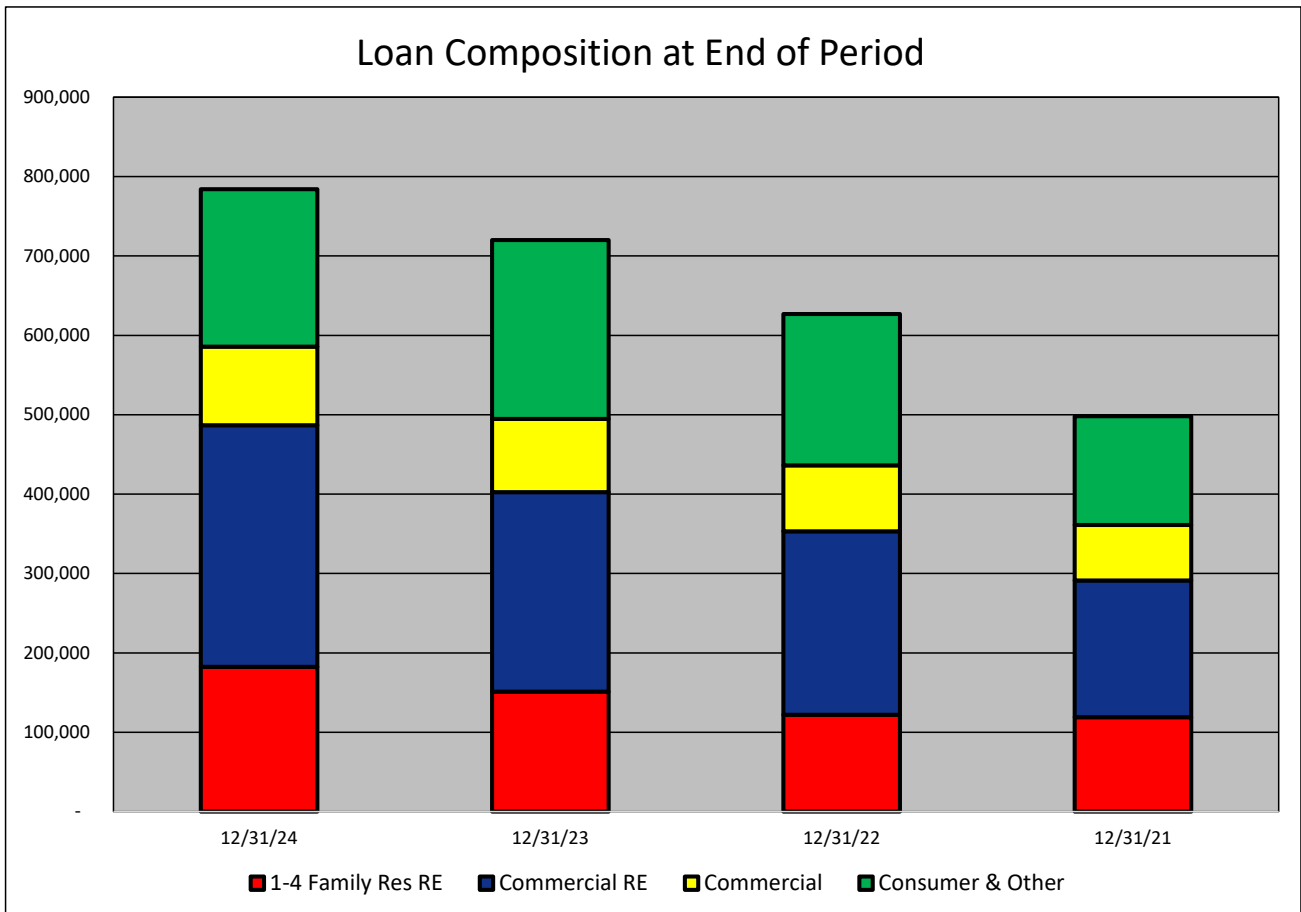
**SECURITIES COMPOSITION - Citizens Bank and Trust**  
(Dollars in Thousands)

As of:	12/31/24	12/31/23	12/31/22	12/31/21	\$ Change 12 MTHS	% Change 12 MTHS
<b>SECURITIES CATEGORY:</b>						
US Treasury	76,029	84,458	82,481	31,145	(8,429)	(9.98)
State & Munip	33,768	38,356	91,819	106,657	(4,588)	(11.96)
Mortgage backed	289,176	313,939	360,353	433,386	(24,763)	(7.89)
Equities	-	-	-	-	-	NA
Agency	75,563	75,944	72,748	55,879	(381)	(0.50)
Other	42,618	43,509	39,426	26,985	(891)	(2.05)
<b>Total Securities</b>	<b>517,154</b>	<b>556,206</b>	<b>646,827</b>	<b>654,052</b>	<b>(39,052)</b>	<b>(7.02)</b>



**LOAN PORTFOLIO COMPOSITION - Citizens Bank and Trust**  
(Dollars in Thousands)

As of:	12/31/24	12/31/23	12/31/22	12/31/21	\$ Change 12 MTHS	% Change 12 MTHS
<b>LOAN CATEGORY:</b>						
1-4 Family Res RE	182,472	151,041	122,002	118,829	31,431	20.81
Commercial RE	304,278	251,493	231,209	172,458	52,785	20.99
Commercial	98,993	92,227	82,942	69,860	6,766	7.34
Consumer & Other	198,312	225,352	190,749	136,881	(27,040)	(12.00)
Loans, Net	784,055	720,113	626,902	498,028	63,942	8.88



**LOAN PORTFOLIO QUALITY - Citizens Bank and Trust**  
(Dollars in Thousands)

As of:	12/31/24	12/31/23	12/31/22	12/31/21	\$ Change 12 MTHS	% Change 12 MTHS
--------	----------	----------	----------	----------	----------------------	---------------------

**ALLOWANCE FOR CREDIT LOSSES (LOANS):**

Beginning Balance	7,490	6,798	5,527	5,382	692	10.18
Total Recoveries	178	133	287	109	45	33.83
Total Charge-offs	710	265	395	224	445	167.92
Provision Expense	1,082	824	1,379	260	258	31.31
Writedown Transfer Loans HFS	-	-	-	-	-	NA
Adjustments	-	-	-	-	-	NA
Ending Balance	8,040	7,490	6,798	5,527	550	7.34

**NON-PERFORMING ASSETS:**

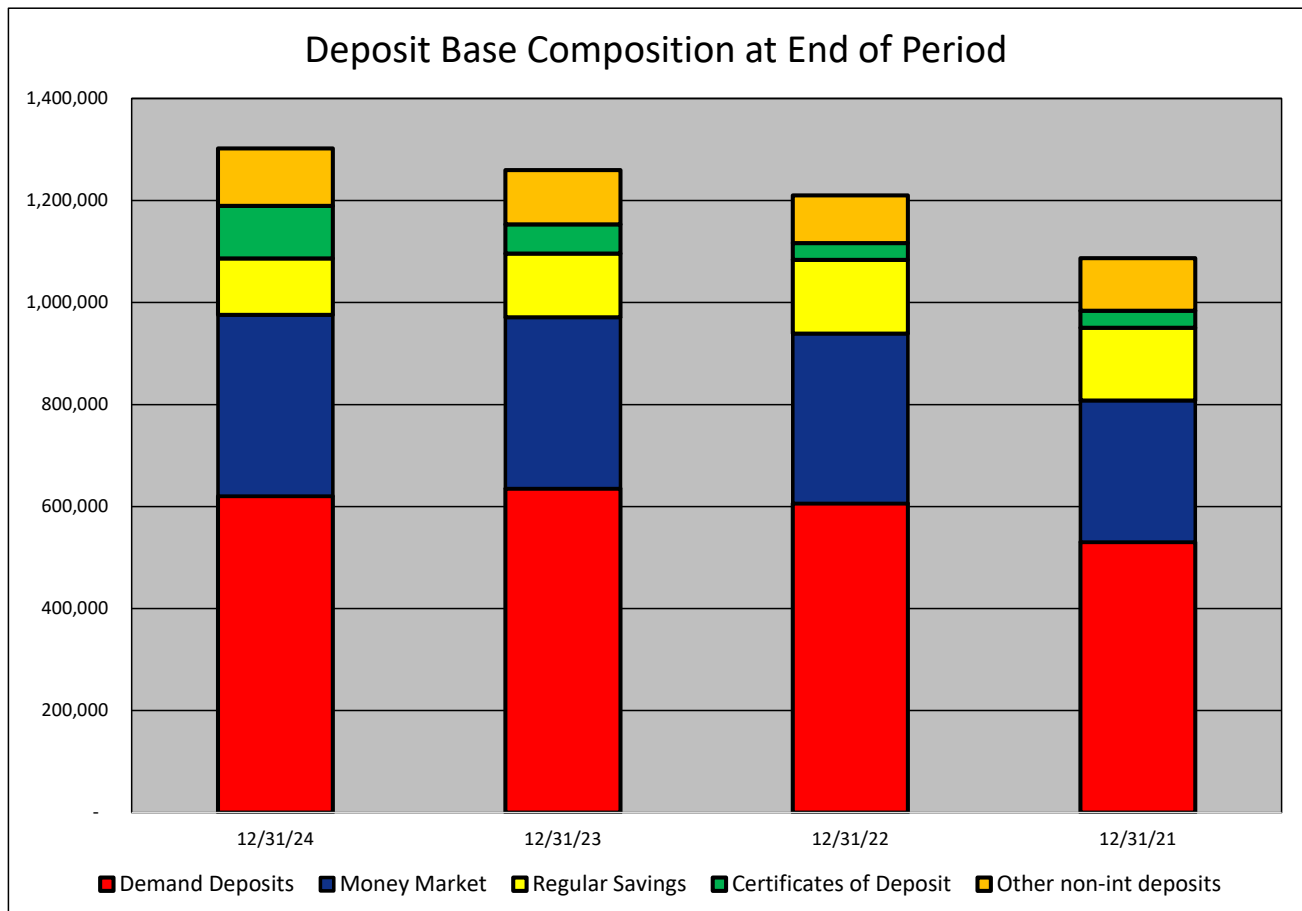
Total-90+ Days Past Due	-	-	-	-	-	NA
Total-Nonaccrual	12,603	14,161	1,309	1,032	(1,558)	(11.00)
Foreclosed Real Estate	-	-	-	1,395	-	NA
Total Non-perf Assets	12,603	14,161	1,309	2,427	(1,558)	(11.00)

**DEPOSIT BASE COMPOSITION - Citizens Bank and Trust**  
(Dollars in Thousands)

As of:	12/31/24	12/31/23	12/31/22	12/31/21	\$ Change 12 MTHS	% Change 12 MTHS
--------	----------	----------	----------	----------	----------------------	---------------------

**DEPOSIT BASE CATEGORY:**

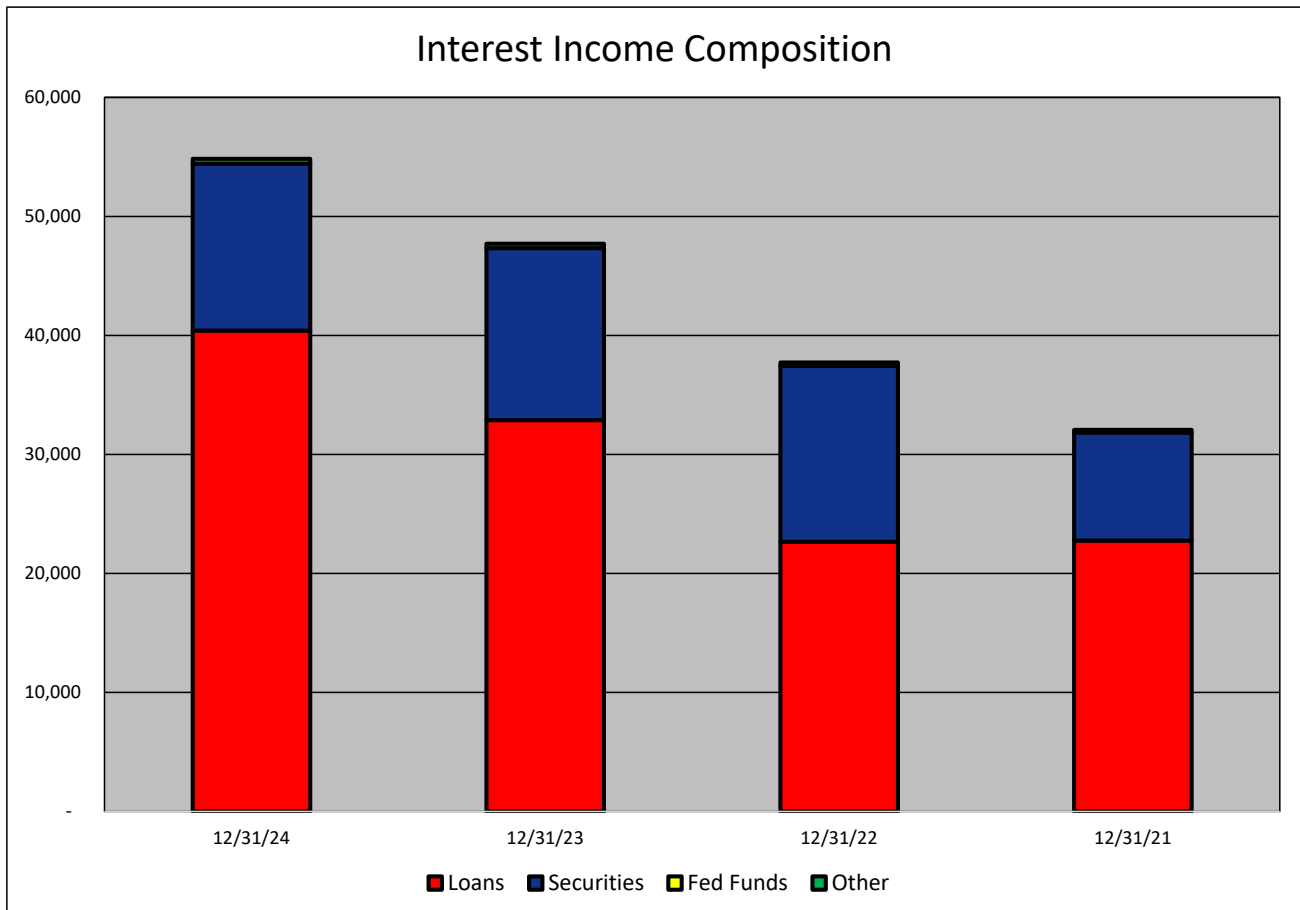
Demand Deposits	620,440	635,293	606,110	530,370	(14,853)	(2.34)
Money Market	355,460	335,679	332,893	277,327	19,781	5.89
Regular Savings	110,658	124,937	144,385	142,876	(14,279)	(11.43)
Certificates of Deposit	102,761	57,076	33,065	33,495	45,685	80.04
Other non-int deposits	112,513	106,752	93,563	102,752	5,761	5.40
<b>Total Deposits</b>	<b>1,301,832</b>	<b>1,259,737</b>	<b>1,210,016</b>	<b>1,086,820</b>	<b>42,095</b>	<b>3.34</b>





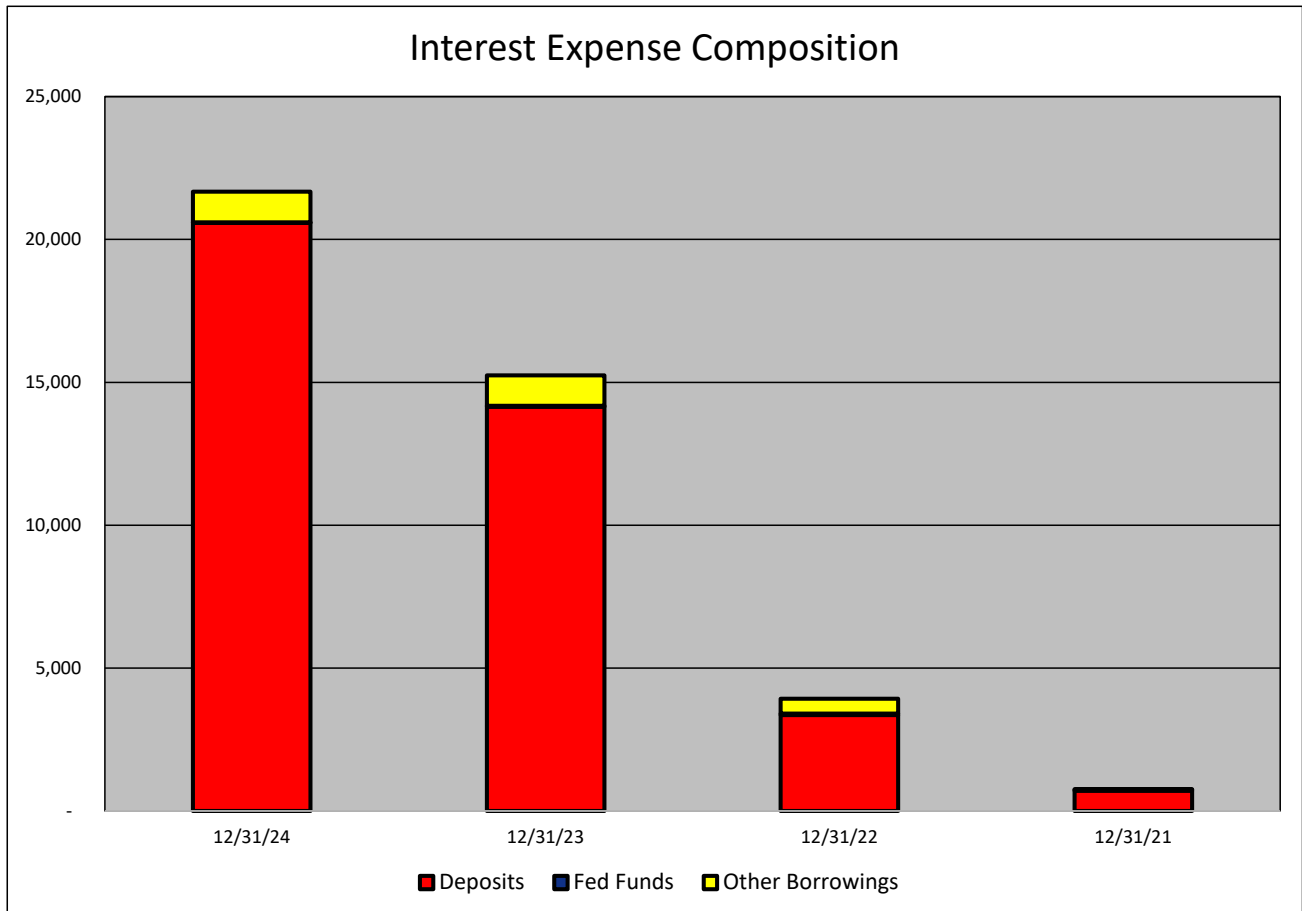
**INTEREST INCOME COMPOSITION- Citizens Bank and Trust**  
(Dollars in Thousands)

As of:	12/31/24	12/31/23	12/31/22	12/31/21	\$ Change 12 MTHS	% Change 12 MTHS
<b>INTEREST INCOME CATEGORY</b>						
Loans	40,405	32,875	22,658	22,765	7,530	22.90
Securities	14,028	14,456	14,785	9,074	(428)	(2.96)
Fed Funds	-	-	-	-	-	NA
Other	407	382	279	225	25	6.54
<b>Total Int Income</b>	<b>54,840</b>	<b>47,713</b>	<b>37,722</b>	<b>32,064</b>	<b>7,127</b>	<b>14.94</b>



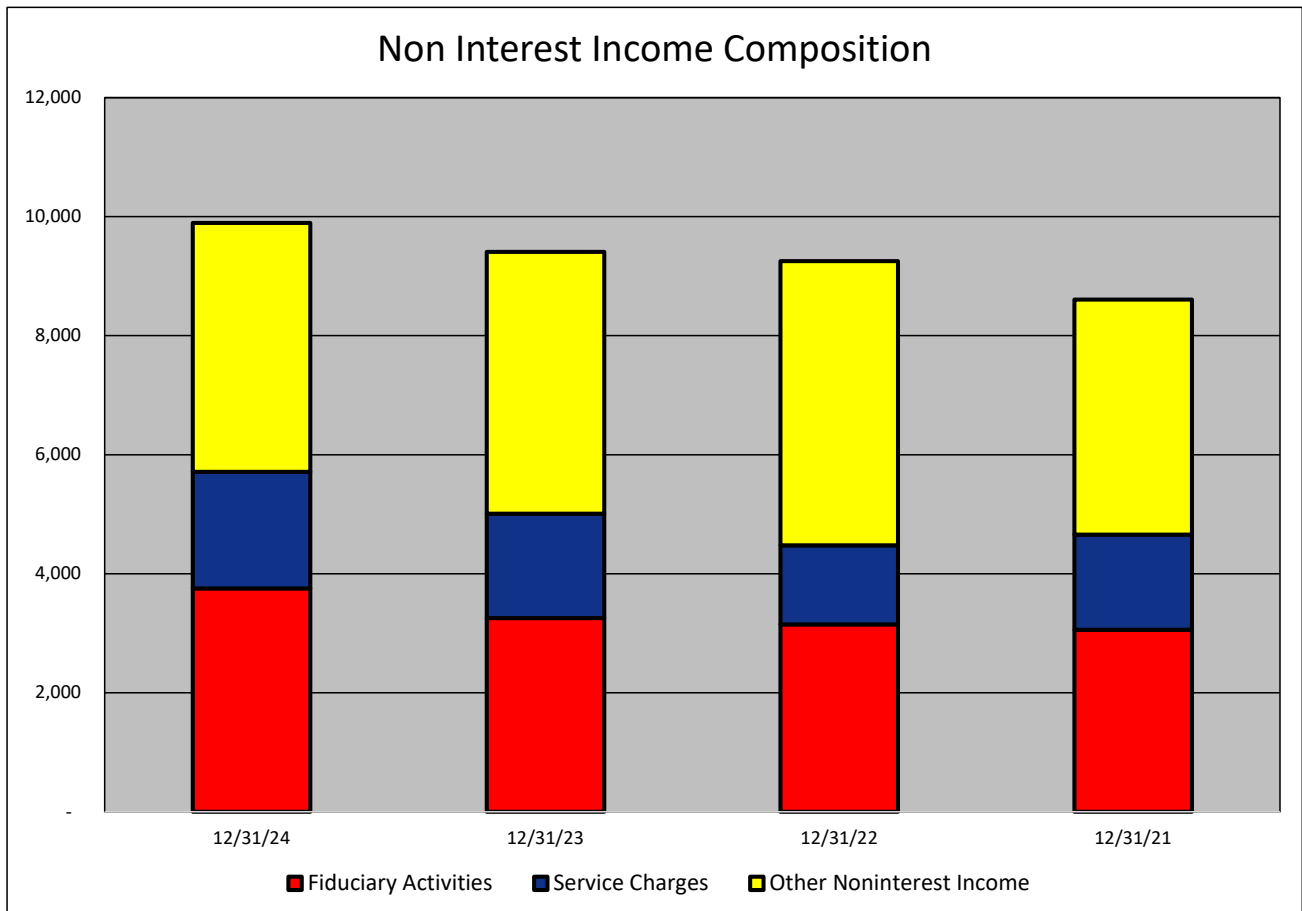
**INTEREST EXPENSE COMPOSITION- Citizens Bank and Trust**  
(Dollars in Thousands)

As of:	12/31/24	12/31/23	12/31/22	12/31/21	\$ Change 12 MTHS	% Change 12 MTHS
<b>INTEREST EXPENSE CATEGORY</b>						
Deposits	20,578	14,144	3,354	713	6,434	45.49
Fed Funds	22	31	51	41	(9)	(29.03)
Other Borrowings	1,075	1,067	521	3	8	0.75
<b>Total Int Expense</b>	<b>21,675</b>	<b>15,242</b>	<b>3,926</b>	<b>757</b>	<b>6,433</b>	<b>42.21</b>



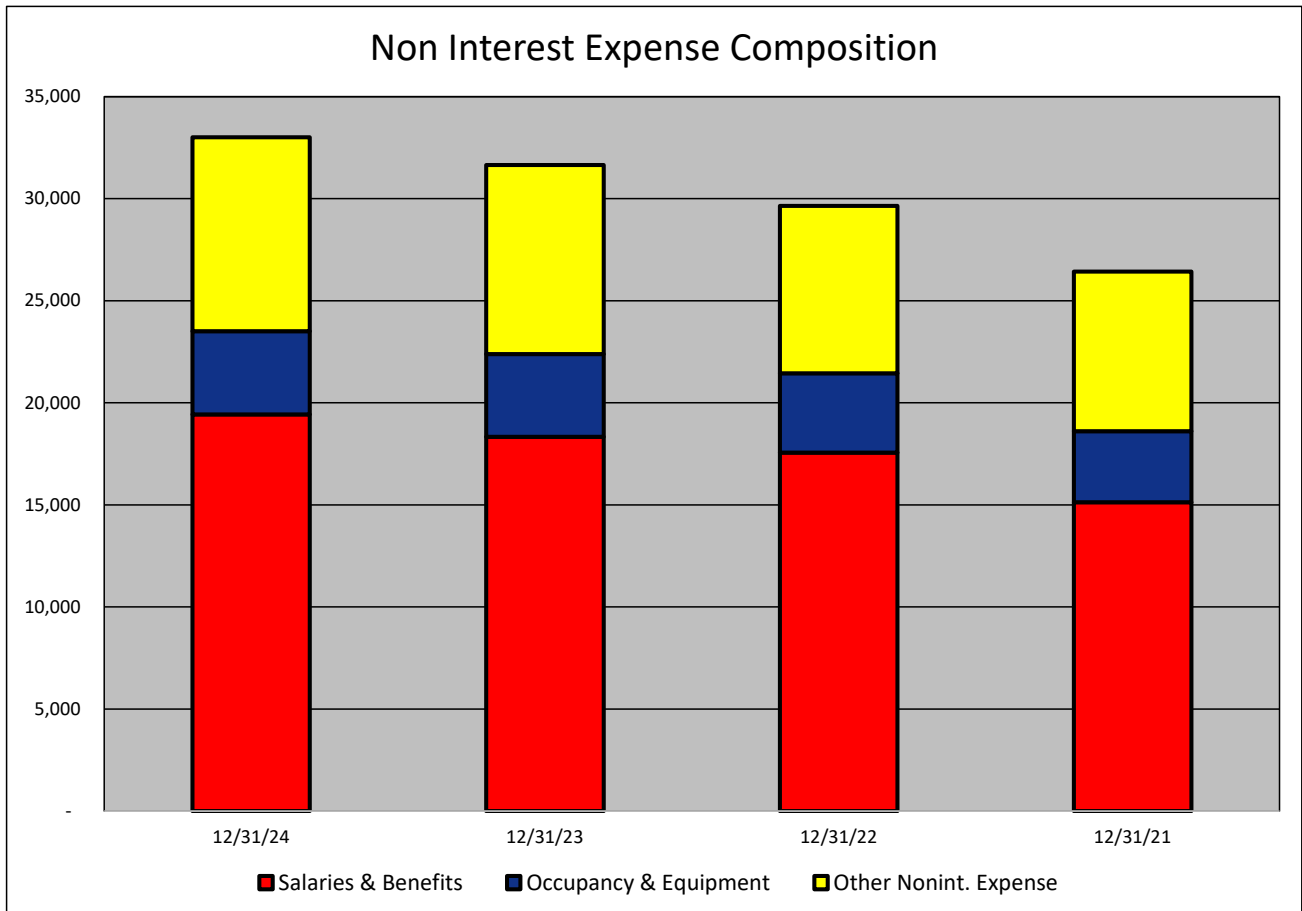
**NONINTEREST INCOME COMPOSITION- Citizens Bank and Trust**  
(Dollars in Thousands)

As of:	12/31/24	12/31/23	12/31/22	12/31/21	\$ Change 12 MTHS	% Change 12 MTHS
<b>NONINTEREST INCOME CATEGORY</b>						
Fiduciary Activities	3,755	3,254	3,148	3,057	501	15.40
Service Charges	1,957	1,753	1,331	1,602	204	11.64
Other Noninterest Income	4,182	4,401	4,773	3,948	(219)	(4.98)
<b>Total Nonint. Income</b>	<b>9,894</b>	<b>9,408</b>	<b>9,252</b>	<b>8,607</b>	<b>486</b>	<b>5.17</b>



**NONINTEREST EXPENSE COMPOSITION- Citizens Bank and Trust**  
(Dollars in Thousands)

As of:	12/31/24	12/31/23	12/31/22	12/31/21	\$ Change 12 MTHS	% Change 12 MTHS
<b>NONINTEREST EXPENSE CATEGORY</b>						
Salaries & Benefits	19,434	18,335	17,564	15,127	1,099	5.99
Occupancy & Equipment	4,075	4,055	3,877	3,487	20	0.49
Other Nonint. Expense	9,501	9,266	8,207	7,812	235	2.54
<b>Total Nonint. Expense</b>	<b>33,010</b>	<b>31,656</b>	<b>29,648</b>	<b>26,426</b>	<b>1354</b>	<b>4.28</b>



**PEER GROUP COMPARISONS REPORT**  
**Central Florida Group**

BALANCE SHEET

Institution name	Total Assets \$'000		% Change in Assets
	This Year	Last Year	
Sunrise Bank	579,762	494,572	17.22
Cogent Bank	1,973,429	1,762,087	11.99
Winter Park National Bank	839,888	770,425	9.02
First Colony Bank Of Florida	307,755	282,827	8.81
Mainstreet Community Bank Of Florida	832,236	774,020	7.52
Citizens First Bank	3,987,481	3,726,803	6.99
First Bank	739,517	704,456	4.98
Axiom Bank, National Association	870,746	837,042	4.03
Bank Of Central Florida	1,153,440	1,109,820	3.93
Southstate Bank, National Association	46,369,727	44,886,855	3.30
Heartland National Bank	734,080	712,901	2.97
Commerce Bank & Trust	171,950	167,183	2.85
Crews Bank & Trust	2,185,236	2,127,636	2.71
<b>Citizens Bank And Trust</b>	<b>1,348,118</b>	<b>1,330,358</b>	<b>1.33</b>
First National Bank Of Wauchula	88,033	90,878	(3.13)
The First National Bank Of Mount Dora	351,370	373,192	(5.85)
United Southern Bank	852,633	907,269	(6.02)
Surety Bank	192,505	206,218	(6.65)

<b>Select Peer Average</b>	3,532,106	3,403,586	3.67
----------------------------	-----------	-----------	------

**PEER GROUP COMPARISONS REPORT**  
**Central Florida Group**

BALANCE SHEET

Institution name	Total Loans \$000		% Change in Loans
	This Year	Last Year	
Mainstreet Community Bank Of Florida	598,059	504,970	<b>18.43</b>
Sunrise Bank	460,722	396,477	<b>16.20</b>
Cogent Bank	1,552,863	1,421,338	<b>9.25</b>
Citizens Bank And Trust	784,055	720,113	<b>8.88</b>
United Southern Bank	401,638	372,049	<b>7.95</b>
Commerce Bank & Trust	124,105	115,241	<b>7.69</b>
First Colony Bank Of Florida	196,077	183,457	<b>6.88</b>
First Bank	445,473	419,040	<b>6.31</b>
Winter Park National Bank	462,298	435,203	<b>6.23</b>
Crews Bank & Trust	1,219,258	1,156,223	<b>5.45</b>
Southstate Bank, National Association	34,182,353	32,439,377	<b>5.37</b>
Citizens First Bank	1,297,601	1,236,432	<b>4.95</b>
The First National Bank Of Mount Dora	120,122	114,880	<b>4.56</b>
Bank Of Central Florida	753,711	720,926	<b>4.55</b>
Heartland National Bank	161,072	154,302	<b>4.39</b>
Axiom Bank, National Association	574,347	561,080	<b>2.36</b>
First National Bank Of Wauchula	66,326	69,135	<b>(4.06)</b>
Surety Bank	72,205	81,604	<b>(11.52)</b>

<b>Select Peer Average</b>	2,415,127	2,283,436	5.77
----------------------------	-----------	-----------	------

**PEER GROUP COMPARISONS REPORT**  
*Central Florida Group*

**CAPITAL RATIOS**  
For the year ended December 31, 2024

Institution name	Equity/ Assets	Leverage Ratio	Tier 1 Risk- based Ratio	Risk based Capital Ratio	Common Equity Tier 1 Capital Ratio
Surety Bank	10.11	<b>12.66</b>	27.88	29.10	27.88
Citizens First Bank	10.20	<b>12.50</b>	19.32	20.26	19.32
The First National Bank Of Mount Dora	8.84	<b>11.63</b>	0.00	0.00	0.00
First National Bank Of Wauchula	9.70	<b>11.03</b>	0.00	0.00	0.00
Axiom Bank, National Association	10.54	<b>10.80</b>	13.86	15.11	13.86
Southstate Bank, National Association	13.29	<b>10.64</b>	13.38	14.64	13.38
Crews Bank & Trust	10.38	<b>10.56</b>	0.00	0.00	0.00
Heartland National Bank	8.89	<b>9.51</b>	27.62	28.71	27.62
First Bank	8.80	<b>9.46</b>	14.53	15.78	14.53
Sunrise Bank	8.04	<b>9.19</b>	0.00	0.00	0.00
Commerce Bank & Trust	6.12	<b>9.15</b>	12.23	13.48	12.23
United Southern Bank	4.64	<b>9.15</b>	0.00	0.00	0.00
Mainstreet Community Bank Of Florida	7.67	<b>9.04</b>	0.00	0.00	0.00
Cogent Bank	8.88	<b>8.88</b>	10.87	11.88	10.87
First Colony Bank Of Florida	8.05	<b>8.54</b>	12.37	13.62	12.37
Bank Of Central Florida	6.84	<b>8.17</b>	12.21	13.17	12.21
Citizens Bank And Trust	1.80	<b>7.51</b>	12.08	13.02	12.08
Winter Park National Bank	5.02	<b>6.15</b>	10.24	11.38	10.24

<b>Select Peer Average</b>	8.21	9.70	10.37	11.12	10.37
----------------------------	------	------	-------	-------	-------

**PEER GROUP COMPARISONS REPORT**  
*Central Florida Group*

**BALANCE SHEET RATIOS**  
For the year ended December 31, 2024

Institution name	Loans/ Deposits	Gross Loans/ Assets	Securities/ Assets
First National Bank Of Wauchula	93.14	75.34	6.15
Sunrise Bank	90.12	79.47	14.85
Southstate Bank, National Association	89.55	73.72	14.18
Cogent Bank	87.01	78.69	18.23
Commerce Bank & Trust	80.33	72.18	14.39
Mainstreet Community Bank Of Florida	79.55	71.86	20.52
Axiom Bank, National Association	74.57	65.96	12.35
Bank Of Central Florida	70.89	65.34	17.97
First Colony Bank Of Florida	69.63	63.71	17.52
First Bank	66.49	60.24	24.36
Crews Bank & Trust	62.54	55.80	27.29
Citizens Bank And Trust	60.23	58.16	38.36
Winter Park National Bank	58.57	55.04	26.31
United Southern Bank	51.53	47.11	37.36
Surety Bank	41.90	37.51	16.48
Citizens First Bank	38.75	32.54	61.24
The First National Bank Of Mount Dora	37.91	34.19	57.70
Heartland National Bank	25.13	21.94	50.38

<b>Select Peer Average</b>	65.44	58.27	26.42
----------------------------	-------	-------	-------



**PEER GROUP COMPARISONS REPORT**  
*Central Florida Group*

**PROFITABILITY RATIOS**  
**For the year ended December 31, 2024**

Institution name	Avg Total Assets (\$000)	Return on Avg Assets	Return on Avg Equity
Surety Bank	202,862	<b>2.60</b>	27.38
First Colony Bank Of Florida	311,165	<b>1.72</b>	21.95
Crews Bank & Trust	2,156,750	<b>1.68</b>	16.06
Heartland National Bank	725,386	<b>1.63</b>	19.82
Cogent Bank	1,911,330	<b>1.34</b>	16.31
First Bank	735,151	<b>1.26</b>	14.94
Southstate Bank, National Association	46,420,348	<b>1.22</b>	9.47
Bank Of Central Florida	1,128,106	<b>1.11</b>	16.69
Winter Park National Bank	832,175	<b>1.02</b>	19.72
Sunrise Bank	548,658	<b>1.01</b>	13.03
Citizens First Bank	3,968,044	<b>1.00</b>	10.03
First National Bank Of Wauchula	89,360	<b>0.98</b>	10.13
United Southern Bank	920,724	<b>0.85</b>	20.13
The First National Bank Of Mount Dora	367,702	<b>0.72</b>	8.36
Mainstreet Community Bank Of Florida	821,332	<b>0.66</b>	9.09
<b>Citizens Bank And Trust</b>	<b>1,425,847</b>	<b>0.64</b>	<b>43.06</b>
Commerce Bank & Trust	174,893	<b>0.64</b>	10.83
Axiom Bank, National Association	843,676	<b>0.32</b>	2.99

<b>Select Peer Average</b>	<b>3,532,417</b>	<b>1.13</b>	<b>16.11</b>
----------------------------	------------------	-------------	--------------

**PEER GROUP COMPARISONS REPORT**  
*Central Florida Group*

**PROFITABILITY RATIOS**  
**For the year ended December 31, 2024**

Institution name	Noninterest Income/AA	Net Overhead Ratio	Efficiency Ratio	Assets (per million) per Employee
Heartland National Bank	0.25	1.10	<b>38.26</b>	13.85
Winter Park National Bank	0.06	1.03	<b>43.52</b>	27.09
First Colony Bank Of Florida	0.11	1.53	<b>47.22</b>	16.20
Citizens First Bank	0.57	1.01	<b>51.12</b>	10.20
Surety Bank	3.55	(0.07)	<b>55.98</b>	5.50
Southstate Bank, National Association	0.71	1.47	<b>57.00</b>	9.09
Cogent Bank	0.68	2.07	<b>57.59</b>	8.29
Bank Of Central Florida	0.22	1.84	<b>57.89</b>	10.88
First Bank	0.66	1.79	<b>58.47</b>	6.98
Crews Bank & Trust	0.81	1.78	<b>58.50</b>	5.99
Sunrise Bank	0.08	1.99	<b>64.75</b>	10.00
United Southern Bank	0.58	1.67	<b>66.95</b>	5.61
Mainstreet Community Bank Of Florida	0.35	1.99	<b>69.13</b>	7.85
<b>Citizens Bank And Trust</b>	<b>0.69</b>	<b>1.62</b>	<b>76.04</b>	<b>7.06</b>
Commerce Bank & Trust	0.21	2.22	<b>77.66</b>	8.19
The First National Bank Of Mount Dora	2.55	1.58	<b>79.48</b>	4.29
First National Bank Of Wauchula	0.72	3.40	<b>80.63</b>	4.00
Axiom Bank, National Association	1.12	3.63	<b>87.65</b>	6.26

<b>Select Peer Average</b>	0.77	1.76	62.66	9.30
----------------------------	------	------	-------	------

**PEER GROUP COMPARISONS REPORT**  
*Central Florida Group*

**ASSET QUALITY RATIOS**  
For the year ended December 31, 2024

Institution name	Allowance/ Loans	Nonperf Loans/ Total Loans	Nonperf Assets/ Total Assets	Adjusted Texas Ratio
Bank Of Central Florida	0.98	0.00	<b>0.00</b>	0.00
Commerce Bank & Trust	1.45	0.00	<b>0.00</b>	0.00
First Bank	1.70	0.00	<b>0.00</b>	0.00
First Colony Bank Of Florida	1.56	0.00	<b>0.00</b>	0.00
Sunrise Bank	1.21	0.00	<b>0.00</b>	0.00
Winter Park National Bank	1.24	0.00	<b>0.00</b>	0.00
Crews Bank & Trust	1.86	0.02	<b>0.01</b>	0.12
Heartland National Bank	1.55	0.20	<b>0.04</b>	0.47
Citizens First Bank	1.78	0.18	<b>0.06</b>	0.53
The First National Bank Of Mount Dora	1.72	0.21	<b>0.07</b>	0.76
Cogent Bank	1.00	0.17	<b>0.13</b>	1.37
Surety Bank	1.54	0.45	<b>0.17</b>	1.58
United Southern Bank	2.29	0.40	<b>0.19</b>	3.26
Southstate Bank, National Association	1.36	0.62	<b>0.46</b>	3.78
First National Bank Of Wauchula	1.53	1.00	<b>0.76</b>	6.97
Mainstreet Community Bank Of Florida	1.25	1.10	<b>0.79</b>	9.27
Citizens Bank And Trust	1.03	1.61	<b>0.93</b>	39.08
Axiom Bank, National Association	1.42	1.88	<b>1.25</b>	11.01

<b>Select Peer Average</b>	1.47	0.44	0.27	4.34
----------------------------	------	------	------	------

**PEER GROUP COMPARISONS REPORT**  
*Central Florida Group*

**STATEMENT OF CONDITION (% OF ASSETS)**  
**For the year ended December 31, 2024**

Institution name	Cash & Nointerest bearing Deps	Interest- bearing Bal	Fed Funds Sold & Repos	Held to Maturity Secs	Available for Sale Secs
Surety Bank	<b>30.29</b>	11.30	0.00	0.00	16.48
First National Bank Of Wauchula	<b>5.39</b>	8.71	0.00	0.00	6.15
First Bank	<b>2.01</b>	8.31	1.38	0.00	24.36
Commerce Bank & Trust	<b>1.93</b>	7.73	0.00	0.00	14.39
Axiom Bank, National Association	<b>1.39</b>	17.20	0.00	0.00	12.35
Southstate Bank, National Association	<b>1.13</b>	1.87	0.00	4.86	9.32
Heartland National Bank	<b>1.10</b>	24.17	0.00	0.00	50.38
Winter Park National Bank	<b>0.96</b>	16.17	0.00	17.55	8.77
United Southern Bank	<b>0.95</b>	9.47	0.00	0.87	36.48
Mainstreet Community Bank Of Florida	<b>0.86</b>	1.51	0.63	0.00	20.52
Crews Bank & Trust	<b>0.84</b>	15.29	0.00	18.94	8.36
First Colony Bank Of Florida	<b>0.73</b>	17.98	0.00	9.95	7.56
Citizens First Bank	<b>0.67</b>	0.16	2.24	0.00	61.24
The First National Bank Of Mount Dora	<b>0.57</b>	1.21	0.00	0.00	57.70
Bank Of Central Florida	<b>0.47</b>	13.19	0.00	0.00	17.97
Sunrise Bank	<b>0.45</b>	3.61	0.00	0.86	13.98
Citizens Bank And Trust	<b>0.39</b>	0.72	0.00	0.00	38.36
Cogent Bank	<b>0.12</b>	2.50	0.00	0.00	18.23

<b>Select Peer Average</b>	2.79	8.95	0.24	2.95	23.48
----------------------------	------	------	------	------	-------

**PEER GROUP COMPARISONS REPORT**  
*Central Florida Group*

**STATEMENT OF CONDITION (% OF ASSETS)**  
**For the year ended December 31, 2024**

Institution name	Net Loans & Leases	Premises & Fixed Assets	Total Real Estate Owned	Intangible Assets
Sunrise Bank	<b>78.50</b>	1.49	0.00	0.00
Cogent Bank	<b>77.83</b>	0.20	0.00	0.12
First National Bank Of Wauchula	<b>74.19</b>	1.34	0.00	0.00
Southstate Bank, National Association	<b>72.11</b>	1.09	0.00	4.48
Commerce Bank & Trust	<b>71.13</b>	1.29	0.00	0.00
Mainstreet Community Bank Of Florida	<b>70.76</b>	2.37	0.00	0.01
Axiom Bank, National Association	<b>65.03</b>	1.35	0.01	0.12
Bank Of Central Florida	<b>64.70</b>	1.49	0.00	0.02
First Colony Bank Of Florida	<b>62.72</b>	0.38	0.00	0.00
First Bank	<b>59.21</b>	2.00	0.00	0.00
<b>Citizens Bank And Trust</b>	<b>57.56</b>	<b>1.28</b>	<b>0.00</b>	<b>0.00</b>
Crews Bank & Trust	<b>54.76</b>	1.17	0.00	0.00
Winter Park National Bank	<b>54.36</b>	0.33	0.00	0.00
United Southern Bank	<b>46.03</b>	1.19	0.00	0.00
Surety Bank	<b>36.93</b>	1.34	0.00	0.00
The First National Bank Of Mount Dora	<b>33.60</b>	1.19	0.00	0.00
Citizens First Bank	<b>31.68</b>	1.36	0.00	0.45
Heartland National Bank	<b>21.58</b>	0.54	0.00	0.00

<b>Select Peer Average</b>	57.37	1.19	0.00	0.29
----------------------------	-------	------	------	------

**PEER GROUP COMPARISONS REPORT**  
*Central Florida Group*

**STATEMENT OF CONDITION (% OF TOTAL FUNDING SOURCES)**  
**For the year ended December 31, 2024**

Institution name	Non Interest Bearing Deps	Interest Bearing Deps	Total Deps	Total Fed Funds & Repos	Other Borrowed Money
United Southern Bank	<b>96.89</b>	0.00	96.89	0.00	3.11
The First National Bank Of Mount Dora	<b>42.35</b>	57.65	100.00	0.00	0.00
Surety Bank	<b>40.69</b>	59.31	100.00	0.00	0.00
Crews Bank & Trust	<b>39.82</b>	60.12	99.93	0.07	0.00
Axiom Bank, National Association	<b>39.68</b>	60.32	100.00	0.00	0.00
First Colony Bank Of Florida	<b>36.66</b>	63.34	100.00	0.00	0.00
<b>Citizens Bank And Trust</b>	<b>34.60</b>	64.64	99.24	0.76	0.00
First Bank	<b>34.04</b>	65.96	100.00	0.00	0.00
Commerce Bank & Trust	<b>32.87</b>	64.63	97.49	2.51	0.00
Bank Of Central Florida	<b>31.00</b>	69.00	100.00	0.00	0.00
Mainstreet Community Bank Of Florida	<b>30.03</b>	68.66	98.69	1.31	0.00
Cogent Bank	<b>28.17</b>	71.83	100.00	0.00	0.00
First National Bank Of Wauchula	<b>28.10</b>	63.53	91.64	1.93	6.43
Southstate Bank, National Association	<b>26.63</b>	72.04	98.66	1.33	0.00
Winter Park National Bank	<b>25.50</b>	73.95	99.45	0.55	0.00
Heartland National Bank	<b>23.49</b>	73.34	96.83	3.17	0.00
Sunrise Bank	<b>22.26</b>	74.52	96.78	0.00	3.22
Citizens First Bank	<b>14.63</b>	79.71	94.34	5.66	0.00

<b>Select Peer Average</b>	34.86	63.47	98.33	0.96	0.71
----------------------------	-------	-------	-------	------	------

**PEER GROUP COMPARISONS REPORT**  
*Central Florida Group*

**YIELDS, COSTS & SPREADS - ASSET YIELDS**  
For the year ended December 31, 2024

Institution name	Yield on Earning Assets	Cost of Funds	Net Interest Margin	Avg Earning Assets/AA
First National Bank Of Wauchula	6.51	2.59	<b>4.78</b>	91.81
Axiom Bank, National Association	6.67	3.86	<b>4.48</b>	95.95
Cogent Bank	6.83	4.02	<b>4.09</b>	99.21
First Bank	4.87	1.91	<b>3.72</b>	94.30
Crews Bank & Trust	4.90	2.42	<b>3.63</b>	98.33
Surety Bank	5.61	3.09	<b>3.48</b>	72.57
Bank Of Central Florida	5.06	2.60	<b>3.43</b>	97.06
Southstate Bank, National Association	5.06	2.46	<b>3.40</b>	91.09
Heartland National Bank	4.92	2.21	<b>3.37</b>	97.00
First Colony Bank Of Florida	5.19	2.16	<b>3.28</b>	99.09
Mainstreet Community Bank Of Florida	4.87	2.52	<b>3.23</b>	94.22
Sunrise Bank	5.88	3.90	<b>3.17</b>	98.23
Commerce Bank & Trust	5.13	3.20	<b>2.98</b>	96.53
United Southern Bank	4.01	1.49	<b>2.88</b>	96.23
Citizens First Bank	4.19	1.92	<b>2.51</b>	97.50
Winter Park National Bank	4.83	3.17	<b>2.50</b>	97.87
The First National Bank Of Mount Dora	3.76	2.35	<b>2.47</b>	97.92
Citizens Bank And Trust	3.97	2.53	<b>2.40</b>	96.78

<b>Select Peer Average</b>	5.13	2.69	3.34	95.09
----------------------------	------	------	------	-------