

# Axiom Bank, National Association

Maitland, FL

Established

1/1/1962

## Florida Bank and Thrift Performance Report

### Table of Contents

<b>Title</b>	<b>Page</b>
PEER GROUP POSITION	1
EXECUTIVE SUMMARY	2
SELECTED FINANCIAL DATA	3
SECURITIES COMPOSITION	4
LOAN PORTFOLIO COMPOSITION	5
LOAN PORTFOLIO QUALITY	6
DEPOSIT BASE COMPOSITION	7
INTEREST INCOME COMPOSITION	8
INTEREST EXPENSE COMPOSITION	9
NONINTEREST INCOME COMPOSITION	10
NONINTEREST EXPENSE COMPOSITION	11
PEER GROUP COMPARISONS REPORT	12-22

#### **FLORIDA BANKING TEAM**

Ted Hacker, Steve Kania, Robert Brink, David Ajvazi, Erica Hines, Sacha Widmaier, Anthony Hagbartsen, Madeline Bogumil, Phillip Berdeguer, Andrew Joyce, Mai Tran, Meranda Joseph, Patricia Romero, Vanessa Hossler, Adam McCord, Allyson Wiitala, Jacob Ingram, Rachel Jean, Brendan Yosko, Martha Zubia, Stephanie Flores, Joshua Koelsch, Krishna Reddy, Jacob Frantzen, Sander Maldonado, Brian Katz, Nicholas Singh

Information contained herein was obtained from FIS is believed to be reliable however, accuracy is not guaranteed and all peer and state averages are simple averages.

**PEER GROUP POSITION**  
**For the**  
**Central Florida Group**

**For the year ended December 31, 2024**

Institution name	Total Assets (\$'000's)
Southstate Bank, National Association	46,369,727
Citizens First Bank	3,987,481
Crews Bank & Trust	2,185,236
Cogent Bank	1,973,429
Citizens Bank And Trust	1,348,118
Bank Of Central Florida	1,153,440
<b>Axiom Bank, National Association</b>	<b>870,746</b>
United Southern Bank	852,633
Winter Park National Bank	839,888
Mainstreet Community Bank Of Florida	832,236
First Bank	739,517
Heartland National Bank	734,080
Sunrise Bank	579,762
The First National Bank Of Mount Dora	351,370
First Colony Bank Of Florida	307,755
Surety Bank	192,505
Commerce Bank & Trust	171,950
First National Bank Of Wauchula	88,033

Institution name	Return on Avg Assets (%)
Surety Bank	2.60
First Colony Bank Of Florida	1.72
Crews Bank & Trust	1.68
Heartland National Bank	1.63
Cogent Bank	1.34
First Bank	1.26
Southstate Bank, National Association	1.22
Bank Of Central Florida	1.11
Winter Park National Bank	1.02
Sunrise Bank	1.01
Citizens First Bank	1.00
First National Bank Of Wauchula	0.98
United Southern Bank	0.85
The First National Bank Of Mount Dora	0.72
Mainstreet Community Bank Of Florida	0.66
Citizens Bank And Trust	0.64
Commerce Bank & Trust	0.64
<b>Axiom Bank, National Association</b>	<b>0.32</b>

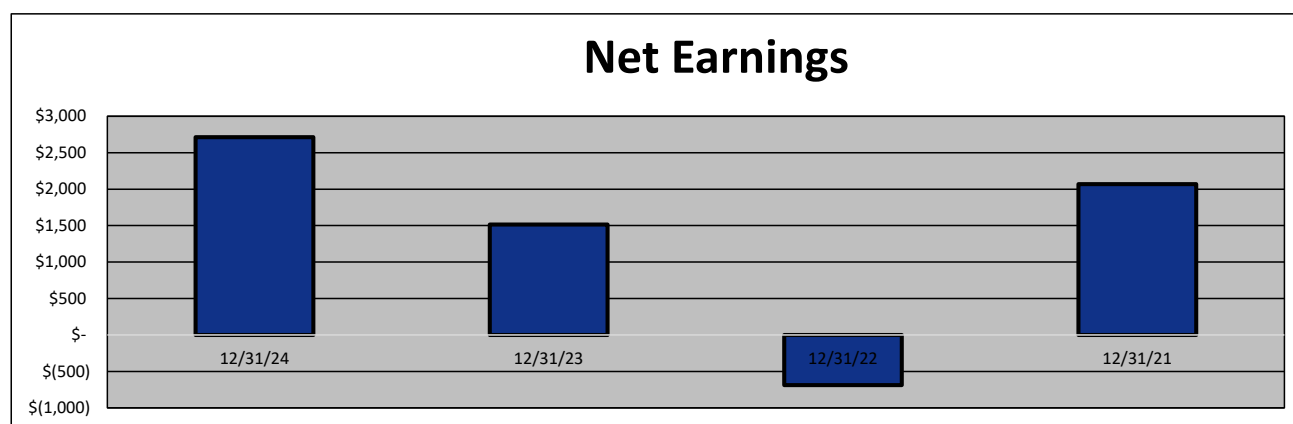
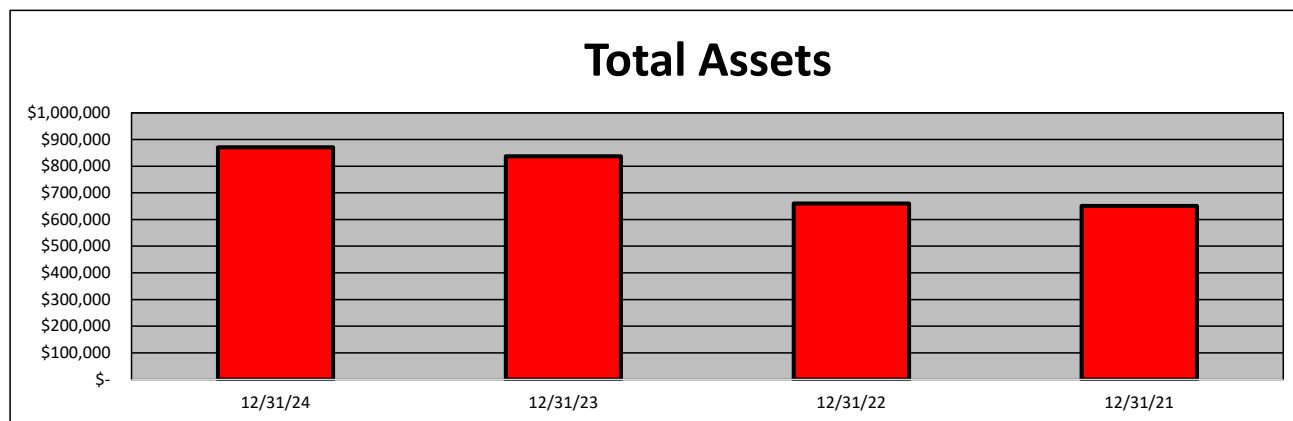
**EXECUTIVE SUMMARY - Axiom Bank, National Association**  
(Percentage)

Period Ending	12/31/24	12/31/23	12/31/22	12/31/21	State Avg.	Peer Avg.
<b>CAPITAL RATIOS</b>						
Equity/Assets	10.54	10.60	13.17	15.27	10.71	8.21
Leverage Ratio	10.80	10.72	13.01	13.91	11.67	9.70
Tier 1 Cap/Risk Based Assets	13.86	14.23	17.48	18.66	15.53	10.37
Risk Based Ratio	15.11	15.39	18.67	19.91	16.34	11.12
Common Equity Tier 1 Capital Ratio	13.86	14.23	17.48	18.66	15.48	10.37
<b>BALANCE SHEET RATIOS:</b>						
Loan/Deposit Ratio	74.57	78.40	78.67	82.68	74.93	65.44
Loans/Assets	65.96	67.03	67.18	68.25	63.48	58.27
Securities/Assets	12.35	5.80	10.22	1.52	19.42	26.42
<b>PROFITABILITY:</b>						
Return on Avg Assets	0.32	0.20	(0.11)	0.32	(0.10)	1.13
Return on Avg Equity	2.99	1.73	(0.76)	2.11	9.28	16.11
Nonint Income/Avg Assets	1.12	0.95	0.95	0.76	0.79	0.77
Net Overhead Ratio	3.63	3.81	3.93	3.03	2.99	1.76
Efficiency Ratio	87.65	93.33	109.28	89.76	70.68	62.66
Assets (per million) per Employee	6.26	5.89	4.37	5.09	10.47	9.30
<b>ASSET QUALITY:</b>						
Allowance/Loans	1.42	1.22	1.29	1.56	1.25	1.47
Nonperforming Loans/Total Loans	1.88	0.50	0.41	0.84	0.52	0.44
Nonperforming Assets/Total Assets	1.25	0.37	0.28	0.58	0.36	0.27
Adjusted Texas Ratio	11.01	3.27	2.00	3.82	3.66	4.34
<b>YIELDS &amp; COSTS:</b>						
Yield on earning assets	6.67	6.42	4.38	4.45	5.44	5.13
Cost of funds	3.86	3.08	0.87	1.06	3.04	2.69
Net interest margin	4.48	4.40	3.75	3.69	2.91	3.34
Avg Earning Assets/Avg Assets	95.95	94.52	93.81	93.67	95.35	95.09

**SELECTED FINANCIAL DATA - Axiom Bank, National Association**  
(Dollars in Thousands)

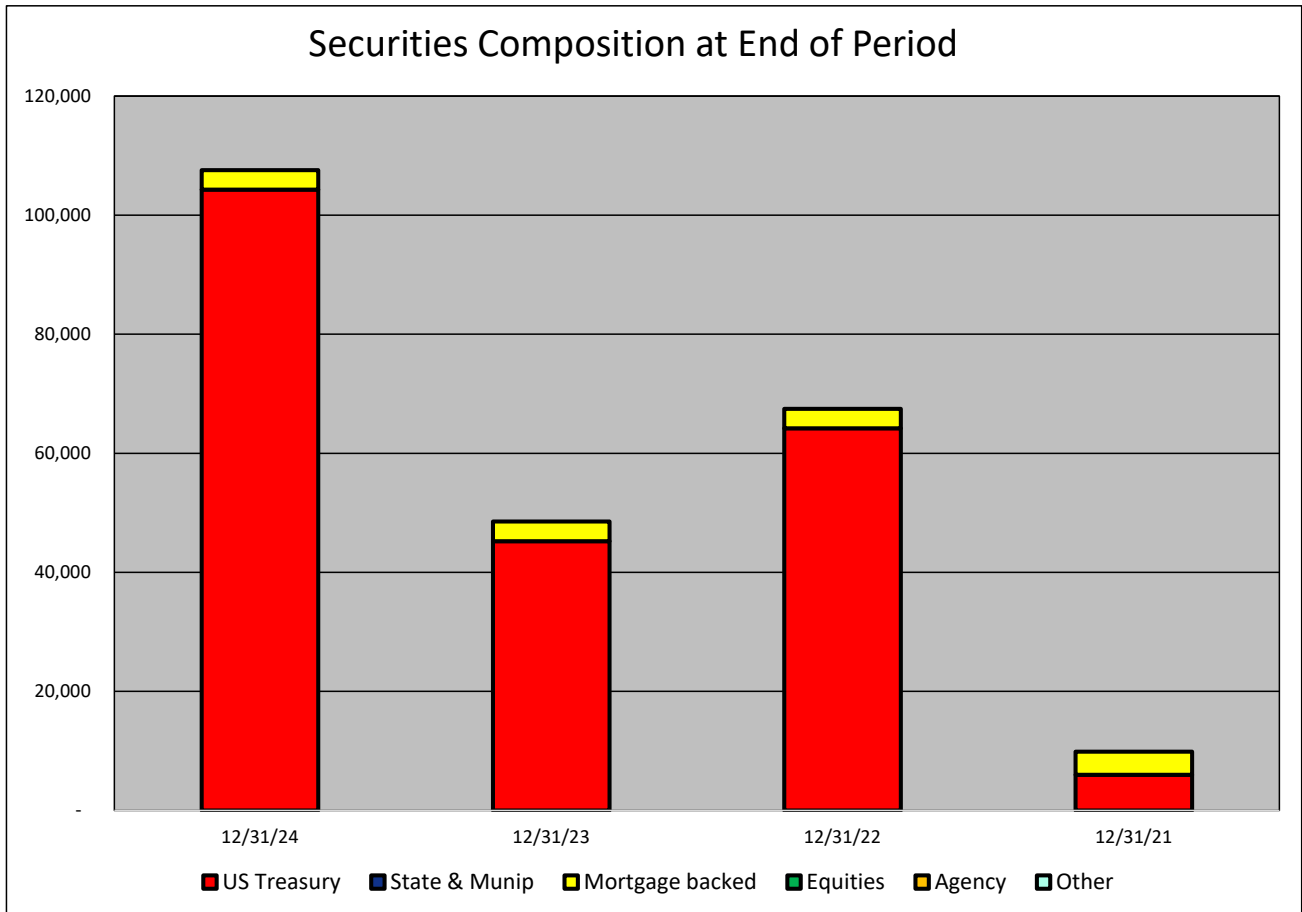
<b>As of:</b>	<b>12/31/24</b>	<b>12/31/23</b>	<b>12/31/22</b>	<b>12/31/21</b>	<b>\$ Change 12 MTHS</b>	<b>% Change 12 MTHS</b>
Total Assets	870,746	837,042	659,945	651,305	33,704	4.03
Cash and Equivalents	161,886	194,980	113,755	161,788	(33,094)	(16.97)
Securities	107,575	48,526	67,456	9,892	59,049	121.69
Loans, net	574,347	561,080	443,364	444,502	13,267	2.36
Deposit Accounts	770,179	715,696	563,549	537,647	54,483	7.61
Fed Funds & Repos	-	-	-	-	-	NA
Total Equity	91,774	88,755	86,905	99,469	3,019	3.40

<b>Period Ending</b>	<b>12/31/24</b>	<b>12/31/23</b>	<b>12/31/22</b>	<b>12/31/21</b>	<b>\$ Change 12 MTHS</b>	<b>% Change 12 MTHS</b>
Net Earnings	2,712	1,514	(687)	2,069	1,198	79.13
Interest Income	54,027	45,557	26,850	26,713	8,470	18.59
Interest Expense	17,768	14,354	3,868	4,564	3,414	23.78
Net Interest Income	36,259	31,203	22,982	22,149	5,056	16.20
Prov for Credit Losses	1,488	853	(1,247)	35	635	74.44
Noninterest income	9,431	7,141	6,185	4,890	2,290	32.07
Gain on Sale of Securities	-	236	-	-	(236)	(100.00)
Noninterest Expense	40,047	35,787	31,874	24,270	4,260	11.90
Net Operating Income	4,155	1,704	(1,460)	2,734	2,451	143.84
Income Taxes	1,080	486	(773)	665	594	122.22



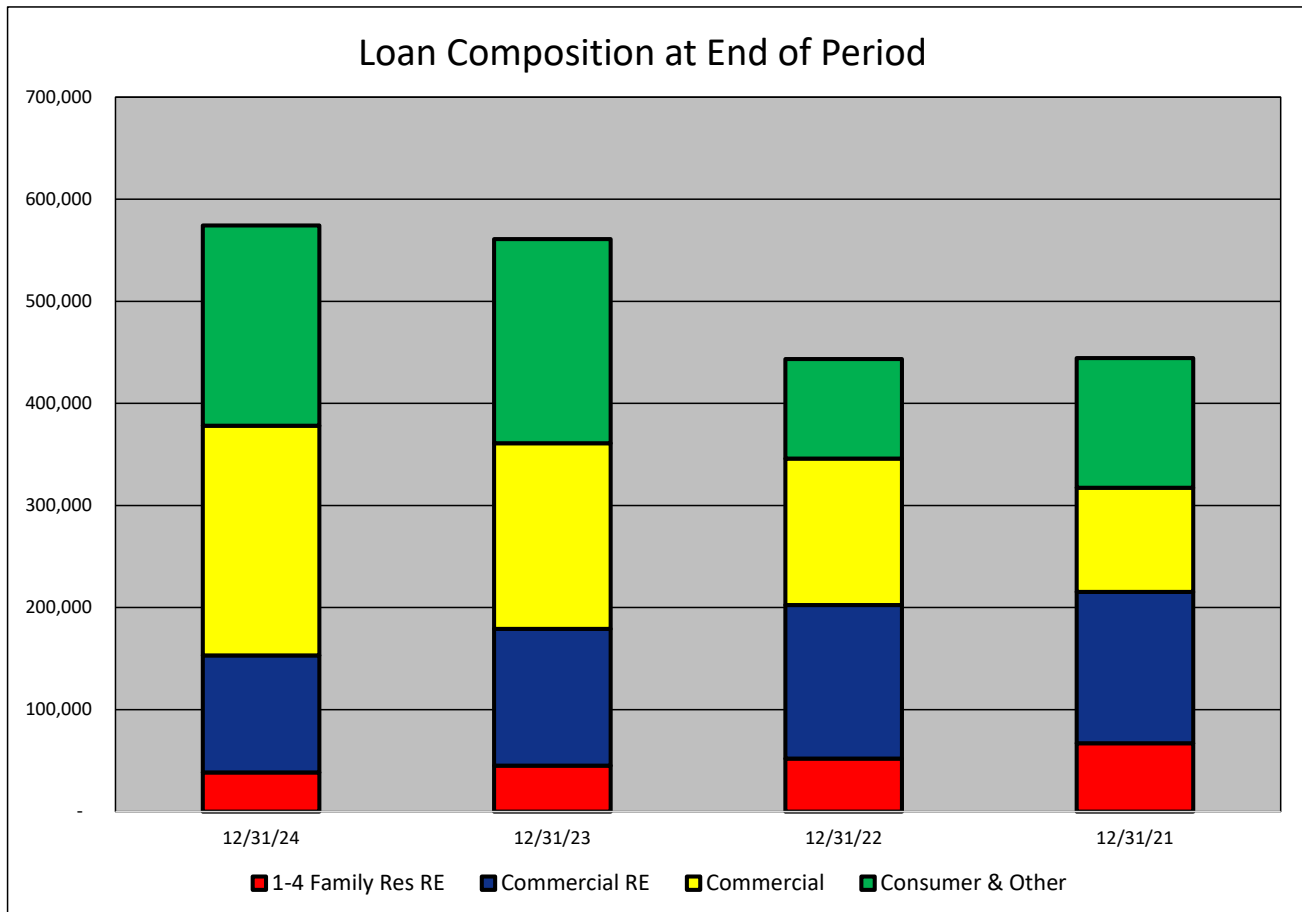
**SECURITIES COMPOSITION - Axiom Bank, National Association**  
(Dollars in Thousands)

As of:	12/31/24	12/31/23	12/31/22	12/31/21	\$ Change 12 MTHS	% Change 12 MTHS
<b>SECURITIES CATEGORY:</b>						
US Treasury	104,272	45,220	64,197	5,979	59,052	130.59
State & Munip	-	-	-	-	-	NA
Mortgage backed	3,303	3,306	3,259	3,913	(3)	(0.09)
Equities	-	-	-	-	-	NA
Agency	-	-	-	-	-	NA
Other	-	-	-	-	-	NA
<b>Total Securities</b>	<b>107,575</b>	<b>48,526</b>	<b>67,456</b>	<b>9,892</b>	<b>59,049</b>	<b>121.69</b>



**LOAN PORTFOLIO COMPOSITION - Axiom Bank, National Association**  
(Dollars in Thousands)

As of:	12/31/24	12/31/23	12/31/22	12/31/21	\$ Change 12 MTHS	% Change 12 MTHS
<b>LOAN CATEGORY:</b>						
1-4 Family Res RE	38,299	45,039	52,078	67,010	(6,740)	(14.96)
Commercial RE	114,710	134,042	150,361	148,206	(19,332)	(14.42)
Commercial	225,192	181,838	143,519	102,099	43,354	23.84
Consumer & Other	196,146	200,161	97,406	127,187	(4,015)	(2.01)
<b>Loans, Net</b>	<b>574,347</b>	<b>561,080</b>	<b>443,364</b>	<b>444,502</b>	<b>13,267</b>	<b>2.36</b>



**LOAN PORTFOLIO QUALITY - Axiom Bank, National Association**  
(Dollars in Thousands)

As of:	12/31/24	12/31/23	12/31/22	12/31/21	\$ Change 12 MTHS	% Change 12 MTHS
--------	----------	----------	----------	----------	----------------------	---------------------

**ALLOWANCE FOR CREDIT LOSSES (LOANS):**

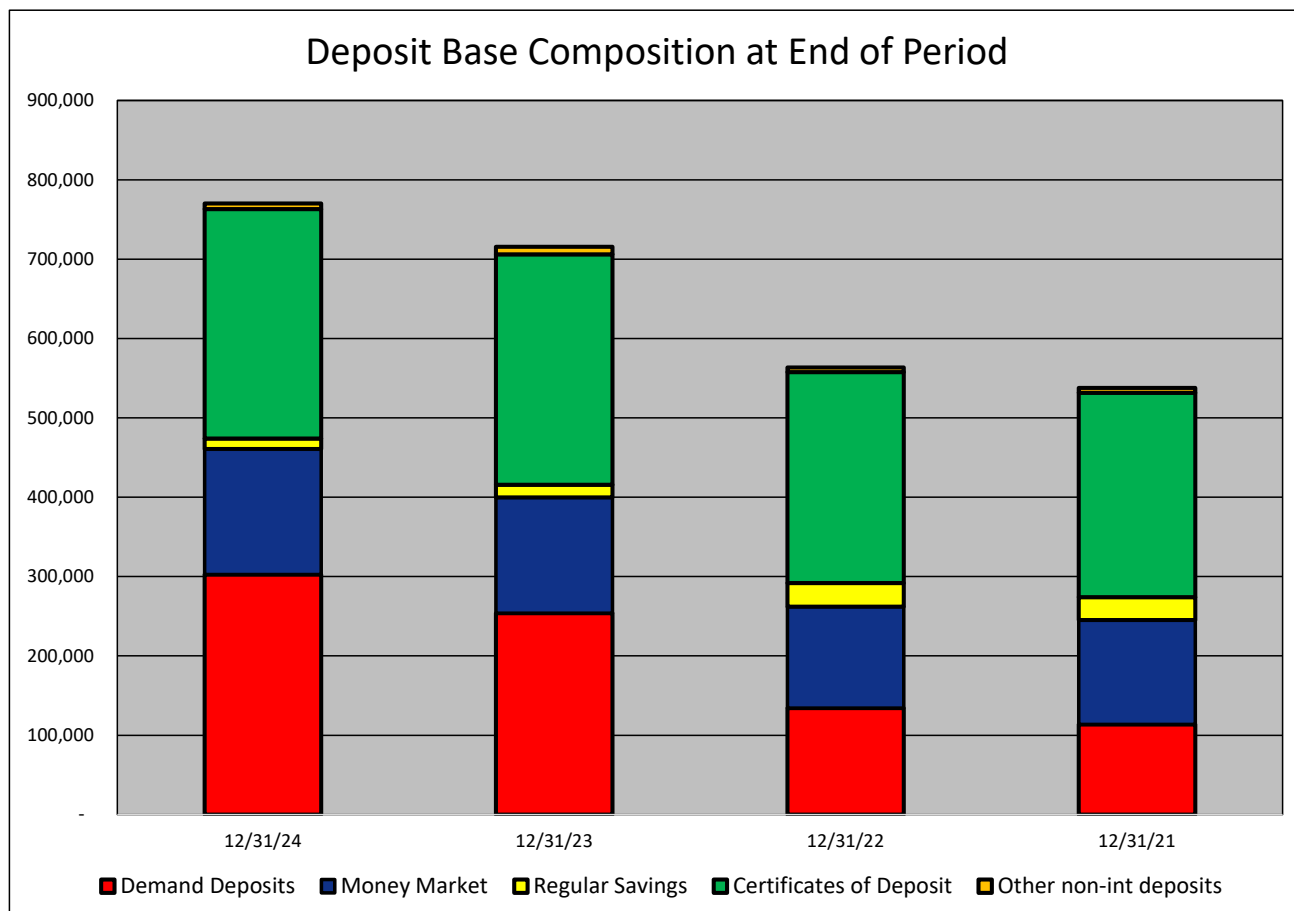
Beginning Balance	6,831	5,712	6,947	6,847	1,119	19.59
Total Recoveries	86	621	455	676	(535)	(86.15)
Total Charge-offs	275	355	443	611	(80)	(22.54)
Provision Expense	1,488	853	(1,247)	35	635	74.44
Writedown Transfer Loans HFS	-	-	-	-	-	NA
Adjustments	-	-	-	-	-	NA
Ending Balance	8,130	6,831	5,712	6,947	1,299	19.02

**NON-PERFORMING ASSETS:**

Total-90+ Days Past Due	-	-	-	119	-	NA
Total-Nonaccrual	10,774	2,822	1,824	3,596	7,952	281.79
Foreclosed Real Estate	104	104	-	52	-	-
Total Non-perf Assets	10,878	2,926	1,824	3,767	7,952	271.77

**DEPOSIT BASE COMPOSITION - Axiom Bank, National Association**  
(Dollars in Thousands)

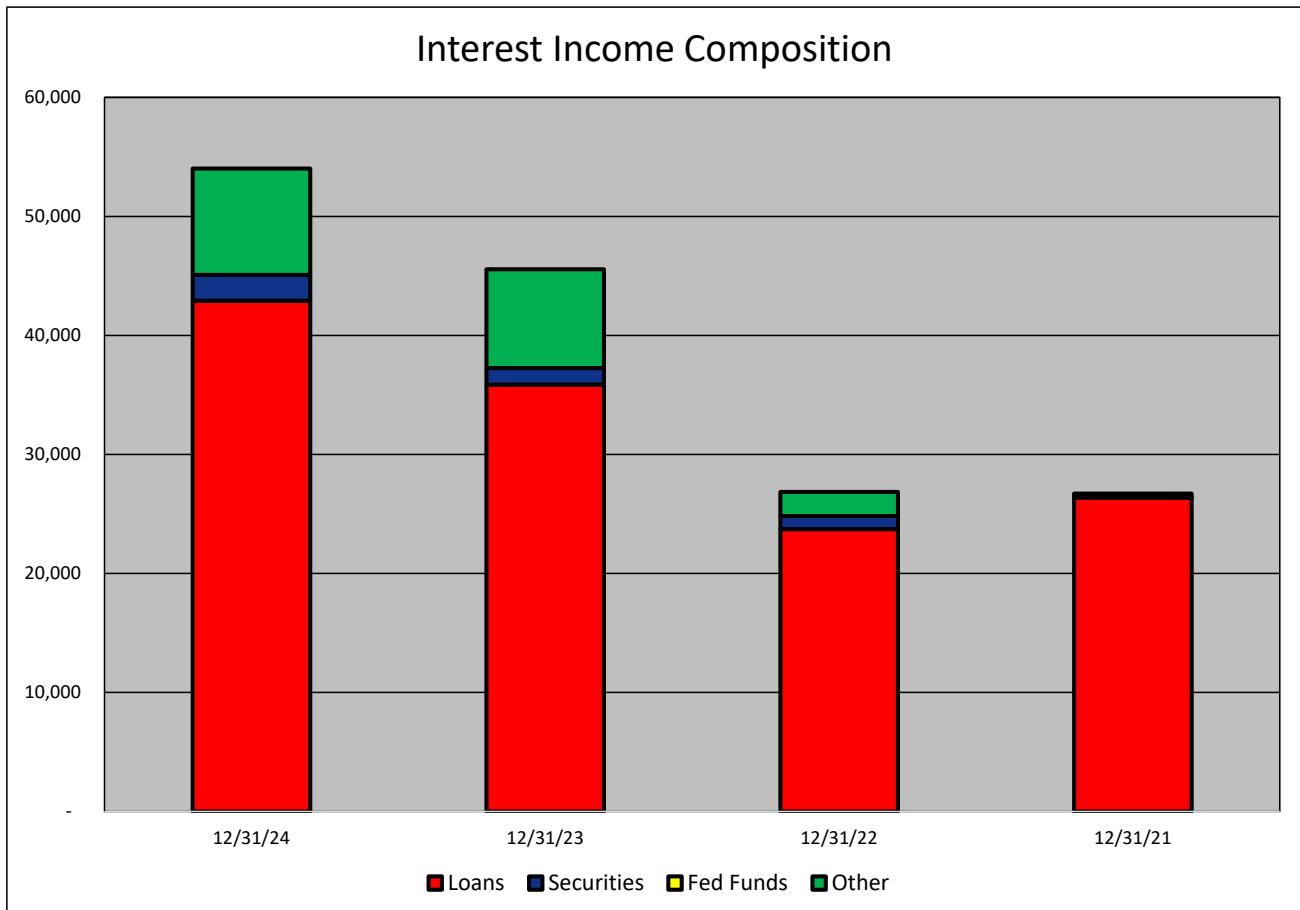
As of:	12/31/24	12/31/23	12/31/22	12/31/21	\$ Change 12 MTHS	% Change 12 MTHS
<b>DEPOSIT BASE CATEGORY:</b>						
Demand Deposits	302,589	253,702	134,169	113,686	48,887	19.27
Money Market	158,214	146,120	127,788	131,420	12,094	8.28
Regular Savings	13,016	15,959	29,832	29,020	(2,943)	(18.44)
Certificates of Deposit	289,320	290,349	265,937	257,359	(1,029)	(0.35)
Other non-int deposits	7,040	9,566	5,823	6,162	(2,526)	(26.41)
<b>Total Deposits</b>	<b>770,179</b>	<b>715,696</b>	<b>563,549</b>	<b>537,647</b>	<b>54,483</b>	<b>7.61</b>





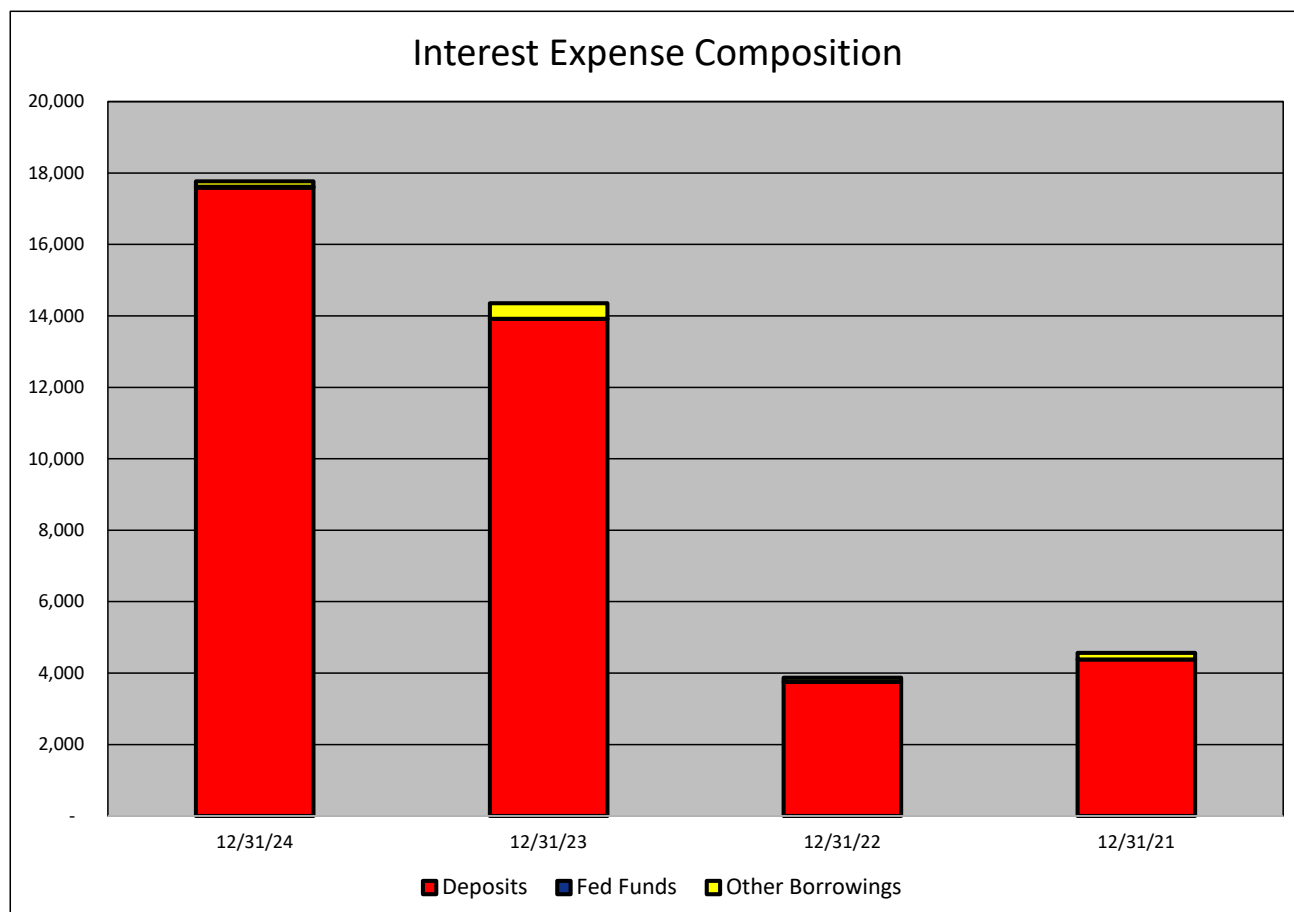
**INTEREST INCOME COMPOSITION- Axiom Bank, National Association**  
(Dollars in Thousands)

As of:	12/31/24	12/31/23	12/31/22	12/31/21	\$ Change 12 MTHS	% Change 12 MTHS
<b>INTEREST INCOME CATEGORY</b>						
Loans	42,923	35,866	23,728	26,388	7,057	19.68
Securities	2,162	1,390	1,099	37	772	55.54
Fed Funds	-	-	-	-	-	NA
Other	8,942	8,301	2,023	288	641	7.72
<b>Total Int Income</b>	<b>54,027</b>	<b>45,557</b>	<b>26,850</b>	<b>26,713</b>	<b>8,470</b>	<b>18.59</b>



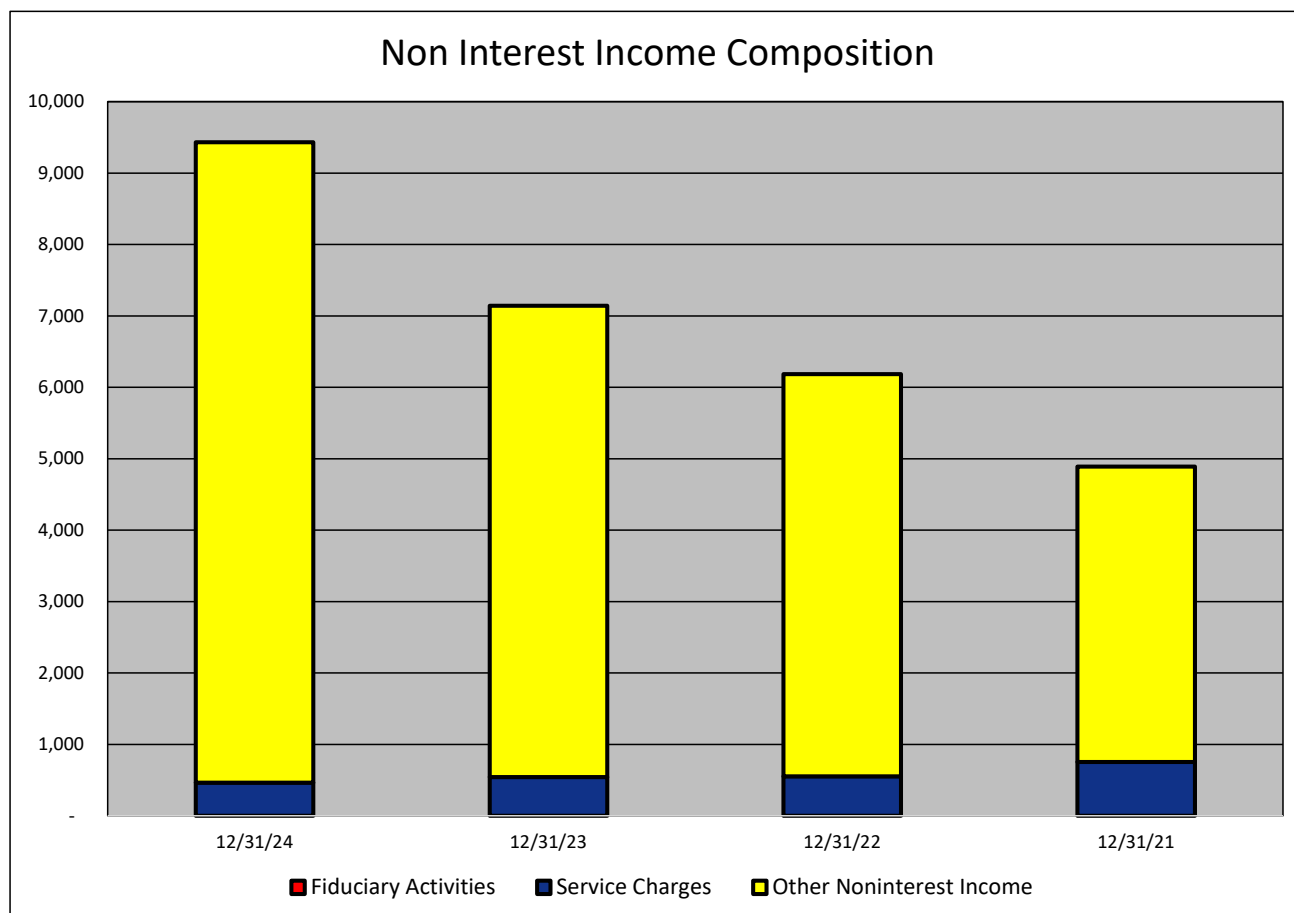
**INTEREST EXPENSE COMPOSITION- Axiom Bank, National Association**  
(Dollars in Thousands)

As of:	12/31/24	12/31/23	12/31/22	12/31/21	\$ Change 12 MTHS	% Change 12 MTHS
<b>INTEREST EXPENSE CATEGORY</b>						
Deposits	17,590	13,915	3,758	4,380	3,675	26.41
Fed Funds	30	1	-	-	29	2,900.00
Other Borrowings	148	438	110	184	(290)	(66.21)
<b>Total Int Expense</b>	<b>17,768</b>	<b>14,354</b>	<b>3,868</b>	<b>4,564</b>	<b>3,414</b>	<b>23.78</b>



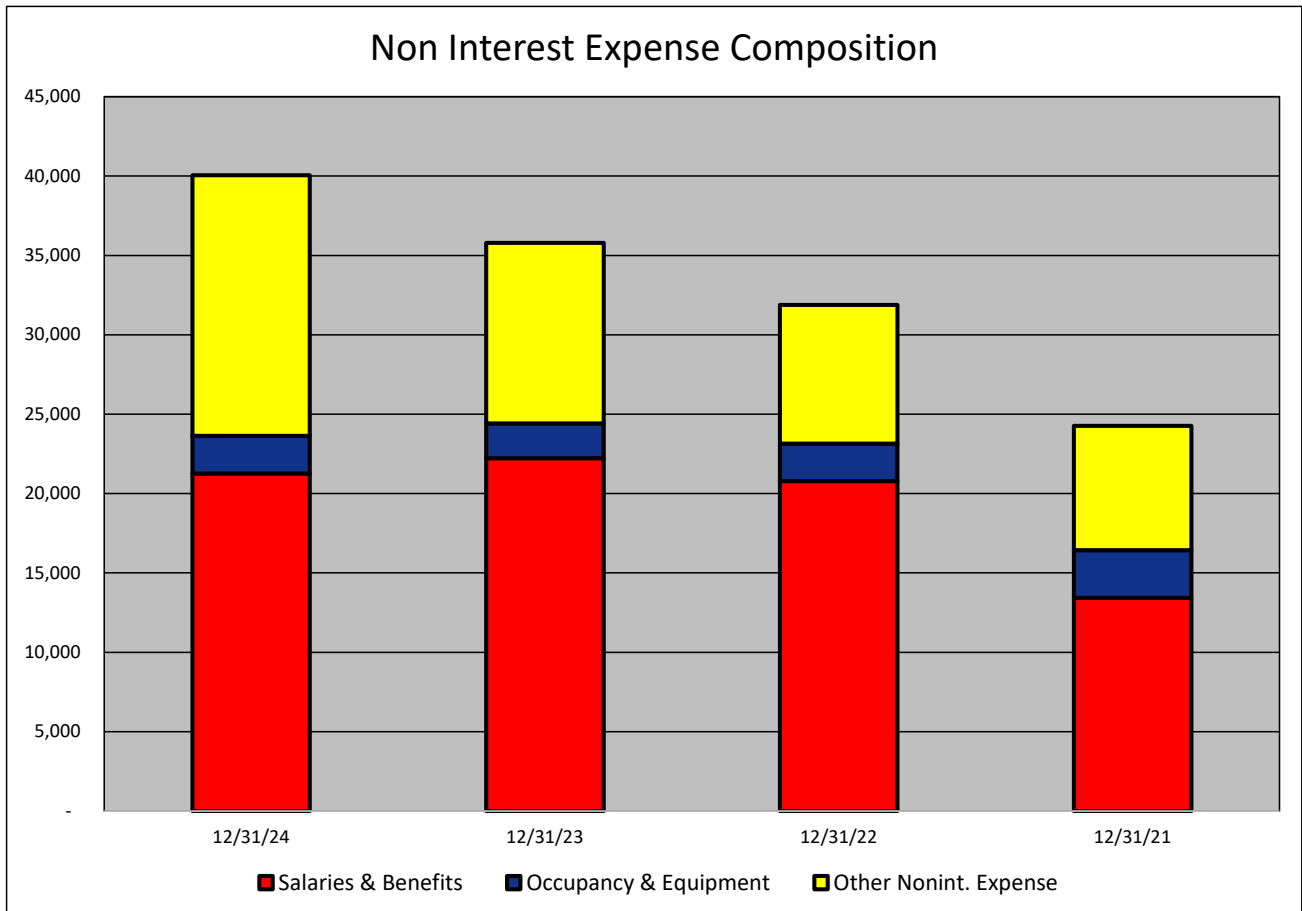
**NONINTEREST INCOME COMPOSITION- Axiom Bank, National Association**  
(Dollars in Thousands)

As of:	12/31/24	12/31/23	12/31/22	12/31/21	\$ Change 12 MTHS	% Change 12 MTHS
<b>NONINTEREST INCOME CATEGORY</b>						
Fiduciary Activities	-	-	-	-	-	NA
Service Charges	465	542	551	752	(77)	(14.21)
Other Noninterest Income	8,966	6,599	5,634	4,138	2,367	35.87
<b>Total Nonint. Income</b>	<b>9,431</b>	<b>7,141</b>	<b>6,185</b>	<b>4,890</b>	<b>2,290</b>	<b>32.07</b>



**NONINTEREST EXPENSE COMPOSITION- Axiom Bank, National Association**  
(Dollars in Thousands)

As of:	12/31/24	12/31/23	12/31/22	12/31/21	\$ Change 12 MTHS	% Change 12 MTHS
<b>NONINTEREST EXPENSE CATEGORY</b>						
Salaries & Benefits	21,259	22,230	20,780	13,435	(971)	(4.37)
Occupancy & Equipment	2,370	2,192	2,362	3,002	178	8.12
Other Nonint. Expense	16,418	11,365	8,732	7,833	5053	44.46
<b>Total Nonint. Expense</b>	<b>40,047</b>	<b>35,787</b>	<b>31,874</b>	<b>24,270</b>	<b>4260</b>	<b>11.90</b>



**PEER GROUP COMPARISONS REPORT**  
**Central Florida Group**

BALANCE SHEET

Institution name	Total Assets \$'000		% Change in Assets
	This Year	Last Year	
Sunrise Bank	579,762	494,572	17.22
Cogent Bank	1,973,429	1,762,087	11.99
Winter Park National Bank	839,888	770,425	9.02
First Colony Bank Of Florida	307,755	282,827	8.81
Mainstreet Community Bank Of Florida	832,236	774,020	7.52
Citizens First Bank	3,987,481	3,726,803	6.99
First Bank	739,517	704,456	4.98
<b>Axiom Bank, National Association</b>	<b>870,746</b>	<b>837,042</b>	<b>4.03</b>
Bank Of Central Florida	1,153,440	1,109,820	3.93
Southstate Bank, National Association	46,369,727	44,886,855	3.30
Heartland National Bank	734,080	712,901	2.97
Commerce Bank & Trust	171,950	167,183	2.85
Crews Bank & Trust	2,185,236	2,127,636	2.71
Citizens Bank And Trust	1,348,118	1,330,358	1.33
First National Bank Of Wauchula	88,033	90,878	(3.13)
The First National Bank Of Mount Dora	351,370	373,192	(5.85)
United Southern Bank	852,633	907,269	(6.02)
Surety Bank	192,505	206,218	(6.65)

<b>Select Peer Average</b>	3,532,106	3,403,586	3.67
----------------------------	-----------	-----------	------

**PEER GROUP COMPARISONS REPORT**  
**Central Florida Group**

BALANCE SHEET

Institution name	Total Loans \$000		% Change in Loans
	This Year	Last Year	
Mainstreet Community Bank Of Florida	598,059	504,970	<b>18.43</b>
Sunrise Bank	460,722	396,477	<b>16.20</b>
Cogent Bank	1,552,863	1,421,338	<b>9.25</b>
Citizens Bank And Trust	784,055	720,113	<b>8.88</b>
United Southern Bank	401,638	372,049	<b>7.95</b>
Commerce Bank & Trust	124,105	115,241	<b>7.69</b>
First Colony Bank Of Florida	196,077	183,457	<b>6.88</b>
First Bank	445,473	419,040	<b>6.31</b>
Winter Park National Bank	462,298	435,203	<b>6.23</b>
Crews Bank & Trust	1,219,258	1,156,223	<b>5.45</b>
Southstate Bank, National Association	34,182,353	32,439,377	<b>5.37</b>
Citizens First Bank	1,297,601	1,236,432	<b>4.95</b>
The First National Bank Of Mount Dora	120,122	114,880	<b>4.56</b>
Bank Of Central Florida	753,711	720,926	<b>4.55</b>
Heartland National Bank	161,072	154,302	<b>4.39</b>
Axiom Bank, National Association	574,347	561,080	<b>2.36</b>
First National Bank Of Wauchula	66,326	69,135	<b>(4.06)</b>
Surety Bank	72,205	81,604	<b>(11.52)</b>

<b>Select Peer Average</b>	2,415,127	2,283,436	5.77
----------------------------	-----------	-----------	------

**PEER GROUP COMPARISONS REPORT**  
*Central Florida Group*

**CAPITAL RATIOS**  
For the year ended December 31, 2024

Institution name	Equity/ Assets	Leverage Ratio	Tier 1 Risk- based Ratio	Risk based Capital Ratio	Common Equity Tier 1 Capital Ratio
Surety Bank	10.11	<b>12.66</b>	27.88	29.10	27.88
Citizens First Bank	10.20	<b>12.50</b>	19.32	20.26	19.32
The First National Bank Of Mount Dora	8.84	<b>11.63</b>	0.00	0.00	0.00
First National Bank Of Wauchula	9.70	<b>11.03</b>	0.00	0.00	0.00
<b>Axiom Bank, National Association</b>	<b>10.54</b>	<b>10.80</b>	<b>13.86</b>	<b>15.11</b>	<b>13.86</b>
Southstate Bank, National Association	13.29	<b>10.64</b>	13.38	14.64	13.38
Crews Bank & Trust	10.38	<b>10.56</b>	0.00	0.00	0.00
Heartland National Bank	8.89	<b>9.51</b>	27.62	28.71	27.62
First Bank	8.80	<b>9.46</b>	14.53	15.78	14.53
Sunrise Bank	8.04	<b>9.19</b>	0.00	0.00	0.00
Commerce Bank & Trust	6.12	<b>9.15</b>	12.23	13.48	12.23
United Southern Bank	4.64	<b>9.15</b>	0.00	0.00	0.00
Mainstreet Community Bank Of Florida	7.67	<b>9.04</b>	0.00	0.00	0.00
Cogent Bank	8.88	<b>8.88</b>	10.87	11.88	10.87
First Colony Bank Of Florida	8.05	<b>8.54</b>	12.37	13.62	12.37
Bank Of Central Florida	6.84	<b>8.17</b>	12.21	13.17	12.21
Citizens Bank And Trust	1.80	<b>7.51</b>	12.08	13.02	12.08
Winter Park National Bank	5.02	<b>6.15</b>	10.24	11.38	10.24

<b>Select Peer Average</b>	8.21	9.70	10.37	11.12	10.37
----------------------------	------	------	-------	-------	-------

**PEER GROUP COMPARISONS REPORT**  
*Central Florida Group*

**BALANCE SHEET RATIOS**  
For the year ended December 31, 2024

Institution name	Loans/ Deposits	Gross Loans/ Assets	Securities/ Assets
First National Bank Of Wauchula	<b>93.14</b>	75.34	6.15
Sunrise Bank	<b>90.12</b>	79.47	14.85
Southstate Bank, National Association	<b>89.55</b>	73.72	14.18
Cogent Bank	<b>87.01</b>	78.69	18.23
Commerce Bank & Trust	<b>80.33</b>	72.18	14.39
Mainstreet Community Bank Of Florida	<b>79.55</b>	71.86	20.52
<b>Axiom Bank, National Association</b>	<b>74.57</b>	<b>65.96</b>	<b>12.35</b>
Bank Of Central Florida	<b>70.89</b>	65.34	17.97
First Colony Bank Of Florida	<b>69.63</b>	63.71	17.52
First Bank	<b>66.49</b>	60.24	24.36
Crews Bank & Trust	<b>62.54</b>	55.80	27.29
Citizens Bank And Trust	<b>60.23</b>	58.16	38.36
Winter Park National Bank	<b>58.57</b>	55.04	26.31
United Southern Bank	<b>51.53</b>	47.11	37.36
Surety Bank	<b>41.90</b>	37.51	16.48
Citizens First Bank	<b>38.75</b>	32.54	61.24
The First National Bank Of Mount Dora	<b>37.91</b>	34.19	57.70
Heartland National Bank	<b>25.13</b>	21.94	50.38

<b>Select Peer Average</b>	<b>65.44</b>	<b>58.27</b>	<b>26.42</b>
----------------------------	--------------	--------------	--------------



**PEER GROUP COMPARISONS REPORT**  
*Central Florida Group*

**PROFITABILITY RATIOS**  
For the year ended December 31, 2024

Institution name	Avg Total Assets (\$000)	Return on Avg Assets	Return on Avg Equity
Surety Bank	202,862	<b>2.60</b>	27.38
First Colony Bank Of Florida	311,165	<b>1.72</b>	21.95
Crews Bank & Trust	2,156,750	<b>1.68</b>	16.06
Heartland National Bank	725,386	<b>1.63</b>	19.82
Cogent Bank	1,911,330	<b>1.34</b>	16.31
First Bank	735,151	<b>1.26</b>	14.94
Southstate Bank, National Association	46,420,348	<b>1.22</b>	9.47
Bank Of Central Florida	1,128,106	<b>1.11</b>	16.69
Winter Park National Bank	832,175	<b>1.02</b>	19.72
Sunrise Bank	548,658	<b>1.01</b>	13.03
Citizens First Bank	3,968,044	<b>1.00</b>	10.03
First National Bank Of Wauchula	89,360	<b>0.98</b>	10.13
United Southern Bank	920,724	<b>0.85</b>	20.13
The First National Bank Of Mount Dora	367,702	<b>0.72</b>	8.36
Mainstreet Community Bank Of Florida	821,332	<b>0.66</b>	9.09
Citizens Bank And Trust	1,425,847	<b>0.64</b>	43.06
Commerce Bank & Trust	174,893	<b>0.64</b>	10.83
Axiom Bank, National Association	843,676	<b>0.32</b>	2.99

<b>Select Peer Average</b>	3,532,417	1.13	16.11
----------------------------	-----------	------	-------

**PEER GROUP COMPARISONS REPORT**  
*Central Florida Group*

**PROFITABILITY RATIOS**  
For the year ended December 31, 2024

Institution name	Noninterest Income/AA	Net Overhead Ratio	Efficiency Ratio	Assets (per million) per Employee
Heartland National Bank	0.25	1.10	<b>38.26</b>	13.85
Winter Park National Bank	0.06	1.03	<b>43.52</b>	27.09
First Colony Bank Of Florida	0.11	1.53	<b>47.22</b>	16.20
Citizens First Bank	0.57	1.01	<b>51.12</b>	10.20
Surety Bank	3.55	(0.07)	<b>55.98</b>	5.50
Southstate Bank, National Association	0.71	1.47	<b>57.00</b>	9.09
Cogent Bank	0.68	2.07	<b>57.59</b>	8.29
Bank Of Central Florida	0.22	1.84	<b>57.89</b>	10.88
First Bank	0.66	1.79	<b>58.47</b>	6.98
Crews Bank & Trust	0.81	1.78	<b>58.50</b>	5.99
Sunrise Bank	0.08	1.99	<b>64.75</b>	10.00
United Southern Bank	0.58	1.67	<b>66.95</b>	5.61
Mainstreet Community Bank Of Florida	0.35	1.99	<b>69.13</b>	7.85
Citizens Bank And Trust	0.69	1.62	<b>76.04</b>	7.06
Commerce Bank & Trust	0.21	2.22	<b>77.66</b>	8.19
The First National Bank Of Mount Dora	2.55	1.58	<b>79.48</b>	4.29
First National Bank Of Wauchula	0.72	3.40	<b>80.63</b>	4.00
Axiom Bank, National Association	1.12	3.63	<b>87.65</b>	6.26

<b>Select Peer Average</b>	0.77	1.76	62.66	9.30
----------------------------	------	------	-------	------

**PEER GROUP COMPARISONS REPORT**  
*Central Florida Group*

**ASSET QUALITY RATIOS**  
For the year ended December 31, 2024

Institution name	Allowance/ Loans	Nonperf Loans/ Total Loans	Nonperf Assets/ Total Assets	Adjusted Texas Ratio
Bank Of Central Florida	0.98	0.00	<b>0.00</b>	0.00
Commerce Bank & Trust	1.45	0.00	<b>0.00</b>	0.00
First Bank	1.70	0.00	<b>0.00</b>	0.00
First Colony Bank Of Florida	1.56	0.00	<b>0.00</b>	0.00
Sunrise Bank	1.21	0.00	<b>0.00</b>	0.00
Winter Park National Bank	1.24	0.00	<b>0.00</b>	0.00
Crews Bank & Trust	1.86	0.02	<b>0.01</b>	0.12
Heartland National Bank	1.55	0.20	<b>0.04</b>	0.47
Citizens First Bank	1.78	0.18	<b>0.06</b>	0.53
The First National Bank Of Mount Dora	1.72	0.21	<b>0.07</b>	0.76
Cogent Bank	1.00	0.17	<b>0.13</b>	1.37
Surety Bank	1.54	0.45	<b>0.17</b>	1.58
United Southern Bank	2.29	0.40	<b>0.19</b>	3.26
Southstate Bank, National Association	1.36	0.62	<b>0.46</b>	3.78
First National Bank Of Wauchula	1.53	1.00	<b>0.76</b>	6.97
Mainstreet Community Bank Of Florida	1.25	1.10	<b>0.79</b>	9.27
Citizens Bank And Trust	1.03	1.61	<b>0.93</b>	39.08
Axiom Bank, National Association	1.42	1.88	<b>1.25</b>	11.01

<b>Select Peer Average</b>	1.47	0.44	0.27	4.34
----------------------------	------	------	------	------

**PEER GROUP COMPARISONS REPORT**  
*Central Florida Group*

**STATEMENT OF CONDITION (% OF ASSETS)**  
**For the year ended December 31, 2024**

Institution name	Cash & Nointerest bearing Deps	Interest- bearing Bal	Fed Funds Sold & Repos	Held to Maturity Secs	Available for Sale Secs
Surety Bank	<b>30.29</b>	11.30	0.00	0.00	16.48
First National Bank Of Wauchula	<b>5.39</b>	8.71	0.00	0.00	6.15
First Bank	<b>2.01</b>	8.31	1.38	0.00	24.36
Commerce Bank & Trust	<b>1.93</b>	7.73	0.00	0.00	14.39
<b>Axiom Bank, National Association</b>	<b>1.39</b>	<b>17.20</b>	<b>0.00</b>	<b>0.00</b>	<b>12.35</b>
Southstate Bank, National Association	<b>1.13</b>	1.87	0.00	4.86	9.32
Heartland National Bank	<b>1.10</b>	24.17	0.00	0.00	50.38
Winter Park National Bank	<b>0.96</b>	16.17	0.00	17.55	8.77
United Southern Bank	<b>0.95</b>	9.47	0.00	0.87	36.48
Mainstreet Community Bank Of Florida	<b>0.86</b>	1.51	0.63	0.00	20.52
Crews Bank & Trust	<b>0.84</b>	15.29	0.00	18.94	8.36
First Colony Bank Of Florida	<b>0.73</b>	17.98	0.00	9.95	7.56
Citizens First Bank	<b>0.67</b>	0.16	2.24	0.00	61.24
The First National Bank Of Mount Dora	<b>0.57</b>	1.21	0.00	0.00	57.70
Bank Of Central Florida	<b>0.47</b>	13.19	0.00	0.00	17.97
Sunrise Bank	<b>0.45</b>	3.61	0.00	0.86	13.98
Citizens Bank And Trust	<b>0.39</b>	0.72	0.00	0.00	38.36
Cogent Bank	<b>0.12</b>	2.50	0.00	0.00	18.23

<b>Select Peer Average</b>	2.79	8.95	0.24	2.95	23.48
----------------------------	------	------	------	------	-------

**PEER GROUP COMPARISONS REPORT**  
*Central Florida Group*

**STATEMENT OF CONDITION (% OF ASSETS)**  
**For the year ended December 31, 2024**

Institution name	Net Loans & Leases	Premises & Fixed Assets	Total Real Estate Owned	Intangible Assets
Sunrise Bank	<b>78.50</b>	1.49	0.00	0.00
Cogent Bank	<b>77.83</b>	0.20	0.00	0.12
First National Bank Of Wauchula	<b>74.19</b>	1.34	0.00	0.00
Southstate Bank, National Association	<b>72.11</b>	1.09	0.00	4.48
Commerce Bank & Trust	<b>71.13</b>	1.29	0.00	0.00
Mainstreet Community Bank Of Florida	<b>70.76</b>	2.37	0.00	0.01
Axiom Bank, National Association	<b>65.03</b>	1.35	0.01	0.12
Bank Of Central Florida	<b>64.70</b>	1.49	0.00	0.02
First Colony Bank Of Florida	<b>62.72</b>	0.38	0.00	0.00
First Bank	<b>59.21</b>	2.00	0.00	0.00
Citizens Bank And Trust	<b>57.56</b>	1.28	0.00	0.00
Crews Bank & Trust	<b>54.76</b>	1.17	0.00	0.00
Winter Park National Bank	<b>54.36</b>	0.33	0.00	0.00
United Southern Bank	<b>46.03</b>	1.19	0.00	0.00
Surety Bank	<b>36.93</b>	1.34	0.00	0.00
The First National Bank Of Mount Dora	<b>33.60</b>	1.19	0.00	0.00
Citizens First Bank	<b>31.68</b>	1.36	0.00	0.45
Heartland National Bank	<b>21.58</b>	0.54	0.00	0.00

<b>Select Peer Average</b>	57.37	1.19	0.00	0.29
----------------------------	-------	------	------	------

**PEER GROUP COMPARISONS REPORT**  
*Central Florida Group*

**STATEMENT OF CONDITION (% OF TOTAL FUNDING SOURCES)**  
**For the year ended December 31, 2024**

Institution name	Non Interest Bearing Deps	Interest Bearing Deps	Total Deps	Total Fed Funds & Repos	Other Borrowed Money
United Southern Bank	96.89	0.00	96.89	0.00	3.11
The First National Bank Of Mount Dora	42.35	57.65	100.00	0.00	0.00
Surety Bank	40.69	59.31	100.00	0.00	0.00
Crews Bank & Trust	39.82	60.12	99.93	0.07	0.00
<b>Axiom Bank, National Association</b>	<b>39.68</b>	<b>60.32</b>	<b>100.00</b>	<b>0.00</b>	<b>0.00</b>
First Colony Bank Of Florida	36.66	63.34	100.00	0.00	0.00
Citizens Bank And Trust	34.60	64.64	99.24	0.76	0.00
First Bank	34.04	65.96	100.00	0.00	0.00
Commerce Bank & Trust	32.87	64.63	97.49	2.51	0.00
Bank Of Central Florida	31.00	69.00	100.00	0.00	0.00
Mainstreet Community Bank Of Florida	30.03	68.66	98.69	1.31	0.00
Cogent Bank	28.17	71.83	100.00	0.00	0.00
First National Bank Of Wauchula	28.10	63.53	91.64	1.93	6.43
Southstate Bank, National Association	26.63	72.04	98.66	1.33	0.00
Winter Park National Bank	25.50	73.95	99.45	0.55	0.00
Heartland National Bank	23.49	73.34	96.83	3.17	0.00
Sunrise Bank	22.26	74.52	96.78	0.00	3.22
Citizens First Bank	14.63	79.71	94.34	5.66	0.00

<b>Select Peer Average</b>	34.86	63.47	98.33	0.96	0.71
----------------------------	-------	-------	-------	------	------

**PEER GROUP COMPARISONS REPORT**  
*Central Florida Group*

**YIELDS, COSTS & SPREADS - ASSET YIELDS**  
For the year ended December 31, 2024

Institution name	Yield on Earning Assets	Cost of Funds	Net Interest Margin	Avg Earning Assets/AA
First National Bank Of Wauchula	6.51	2.59	<b>4.78</b>	91.81
Axiom Bank, National Association	6.67	3.86	<b>4.48</b>	95.95
Cogent Bank	6.83	4.02	<b>4.09</b>	99.21
First Bank	4.87	1.91	<b>3.72</b>	94.30
Crews Bank & Trust	4.90	2.42	<b>3.63</b>	98.33
Surety Bank	5.61	3.09	<b>3.48</b>	72.57
Bank Of Central Florida	5.06	2.60	<b>3.43</b>	97.06
Southstate Bank, National Association	5.06	2.46	<b>3.40</b>	91.09
Heartland National Bank	4.92	2.21	<b>3.37</b>	97.00
First Colony Bank Of Florida	5.19	2.16	<b>3.28</b>	99.09
Mainstreet Community Bank Of Florida	4.87	2.52	<b>3.23</b>	94.22
Sunrise Bank	5.88	3.90	<b>3.17</b>	98.23
Commerce Bank & Trust	5.13	3.20	<b>2.98</b>	96.53
United Southern Bank	4.01	1.49	<b>2.88</b>	96.23
Citizens First Bank	4.19	1.92	<b>2.51</b>	97.50
Winter Park National Bank	4.83	3.17	<b>2.50</b>	97.87
The First National Bank Of Mount Dora	3.76	2.35	<b>2.47</b>	97.92
Citizens Bank And Trust	3.97	2.53	<b>2.40</b>	96.78
<b>Select Peer Average</b>	5.13	2.69	3.34	95.09