

The First National Bank Of Mount Dora

Mount Dora, FL

Established
9/1/1925

Florida Bank and Thrift Performance Report

Table of Contents

Title	Page
PEER GROUP POSITION	1
EXECUTIVE SUMMARY	2
SELECTED FINANCIAL DATA	3
SECURITIES COMPOSITION	4
LOAN PORTFOLIO COMPOSITION	5
LOAN PORTFOLIO QUALITY	6
DEPOSIT BASE COMPOSITION	7
INTEREST INCOME COMPOSITION	8
INTEREST EXPENSE COMPOSITION	9
NONINTEREST INCOME COMPOSITION	10
NONINTEREST EXPENSE COMPOSITION	11
PEER GROUP COMPARISONS REPORT	12-22

FLORIDA BANKING TEAM

Ted Hacker, Steve Kania, Robert Brink, David Ajvazi, Erica Hines, Sacha Widmaier, Anthony Hagbartsen, Madeline Bogumil, Phillip Berdeguer, Andrew Joyce, Mai Tran, Meranda Joseph, Patricia Romero, Vanessa Hossler, Adam McCord, Allyson Wiitala, Jacob Ingram, Rachel Jean, Brendan Yosko, Martha Zubia, Stephanie Flores, Joshua Koelsch, Krishna Reddy, Jacob Frantzen, Sander Ocasio, Brian Katz, Nicholas Singh, Martin Gonzalez

Information contained herein was obtained from FIS is believed to be reliable however, accuracy is not guaranteed and all peer and state averages are simple averages.

PEER GROUP POSITION
For the
Central Florida Group

For the nine months ended September 30, 2024

Institution name	Total Assets (\$'000's)
Southstate Bank, National Association	46,071,510
Citizens First Bank	3,899,117
Crews Bank & Trust	2,129,178
Cogent Bank	1,926,188
Citizens Bank And Trust	1,363,784
Bank Of Central Florida	1,117,421
United Southern Bank	852,835
Winter Park National Bank	845,000
Mainstreet Community Bank Of Florida	839,200
Axiom Bank, National Association	815,136
First Bank	729,021
Heartland National Bank	723,390
Sunrise Bank	577,407
The First National Bank Of Mount Dora	358,220
First Colony Bank Of Florida	316,544
Surety Bank	205,765
Commerce Bank & Trust	172,375
First National Bank Of Wauchula	90,799

Institution name	Return on Avg Assets (%)
Surety Bank	2.64
Crews Bank & Trust	1.68
Heartland National Bank	1.62
First Colony Bank Of Florida	1.58
Cogent Bank	1.36
First Bank	1.25
Southstate Bank, National Association	1.19
Bank Of Central Florida	1.10
First National Bank Of Wauchula	1.00
Sunrise Bank	0.97
Winter Park National Bank	0.95
Citizens First Bank	0.93
The First National Bank Of Mount Dora	0.90
United Southern Bank	0.77
Commerce Bank & Trust	0.64
Mainstreet Community Bank Of Florida	0.61
Citizens Bank And Trust	0.56
Axiom Bank, National Association	0.51

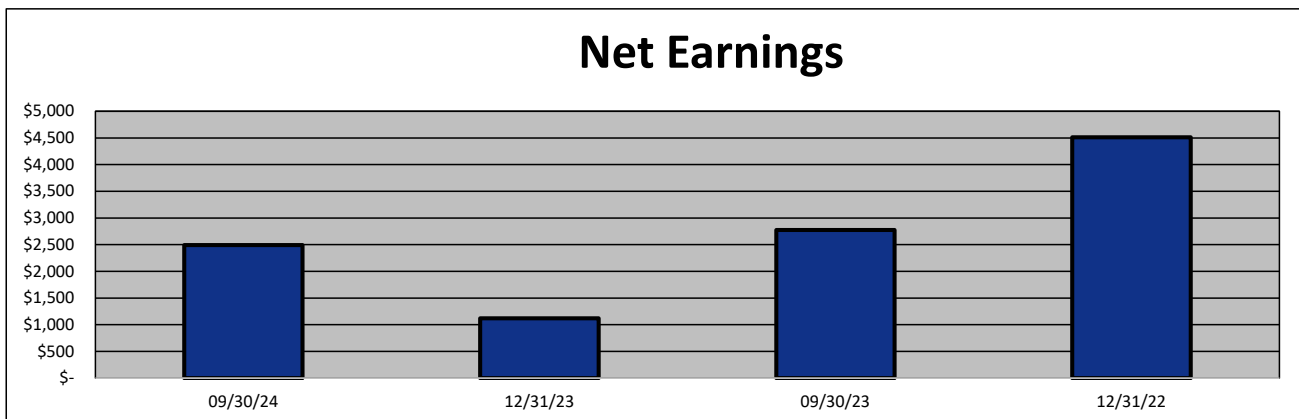
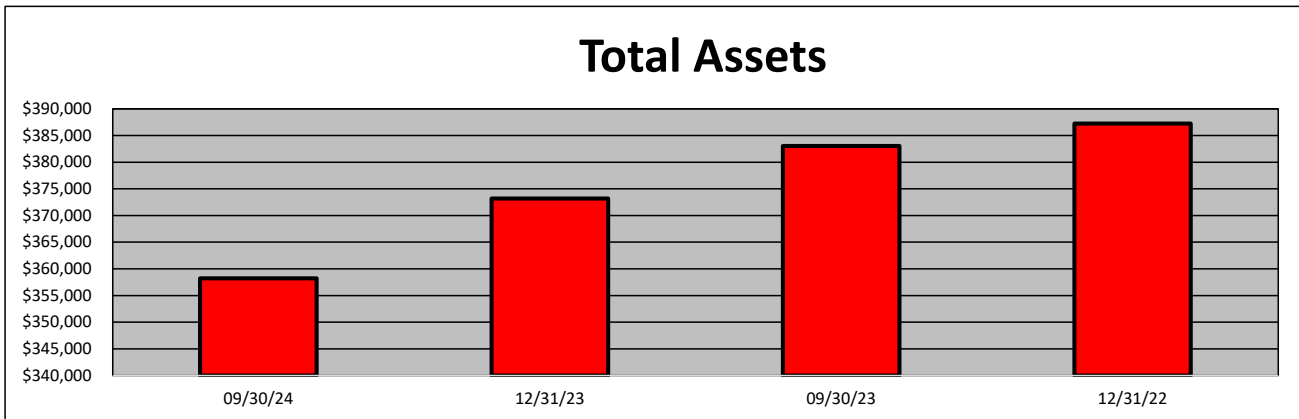
**EXECUTIVE SUMMARY - The First National Bank of Mount Dora
(Percentage)**

Period Ending	09/30/24	12/31/23	09/30/23	12/31/22	State Avg.	Peer Avg.
CAPITAL RATIOS						
Equity/Assets	9.68	8.26	6.09	6.39	9.87	8.59
Leverage Ratio	11.82	11.05	11.17	10.62	10.70	9.77
Tier 1 Cap/Risk Based Assets	16.62	15.75	15.62	14.67	12.49	11.92
Risk Based Ratio	17.54	16.64	16.46	15.50	13.34	12.80
Common Equity Tier 1 Capital Ratio	16.62	15.75	15.62	14.67	12.45	11.92
BALANCE SHEET RATIOS:						
Loan/Deposit Ratio	36.86	34.60	32.19	31.59	75.65	65.71
Loans/Assets	32.87	30.78	28.68	27.23	63.44	58.21
Securities/Assets	58.05	61.26	62.62	64.99	20.01	26.83
PROFITABILITY:						
Return on Avg Assets	0.90	0.29	0.96	1.16	0.75	1.13
Return on Avg Equity	10.49	4.16	14.28	15.52	10.06	15.80
Nonint Income/Avg Assets	2.62	1.97	1.96	1.92	0.79	0.79
Net Overhead Ratio	1.40	1.92	1.77	1.50	2.14	1.72
Efficiency Ratio	76.61	79.15	74.64	69.47	72.20	62.63
Assets (per million) per Employee	4.32	4.78	4.51	4.96	10.50	9.19
ASSET QUALITY:						
Allowance/Loans	1.75	1.69	1.73	2.20	1.29	1.49
Nonperforming Loans/Total Loans	0.22	0.30	0.32	0.42	0.55	0.53
Nonperforming Assets/Total Assets	0.07	0.09	0.09	0.12	0.37	0.33
Adjusted Texas Ratio	0.71	1.05	1.41	1.65	3.62	4.36
YIELDS & COSTS:						
Yield on earning assets	3.75	3.45	3.39	2.92	5.49	5.10
Cost of funds	2.32	1.27	1.01	0.22	3.09	2.71
Net interest margin	2.44	2.72	2.82	2.80	2.88	3.31
Avg Earning Assets/Avg Assets	97.89	99.08	98.92	98.91	96.03	95.21

SELECTED FINANCIAL DATA - The First National Bank of Mount Dora
(Dollars in Thousands)

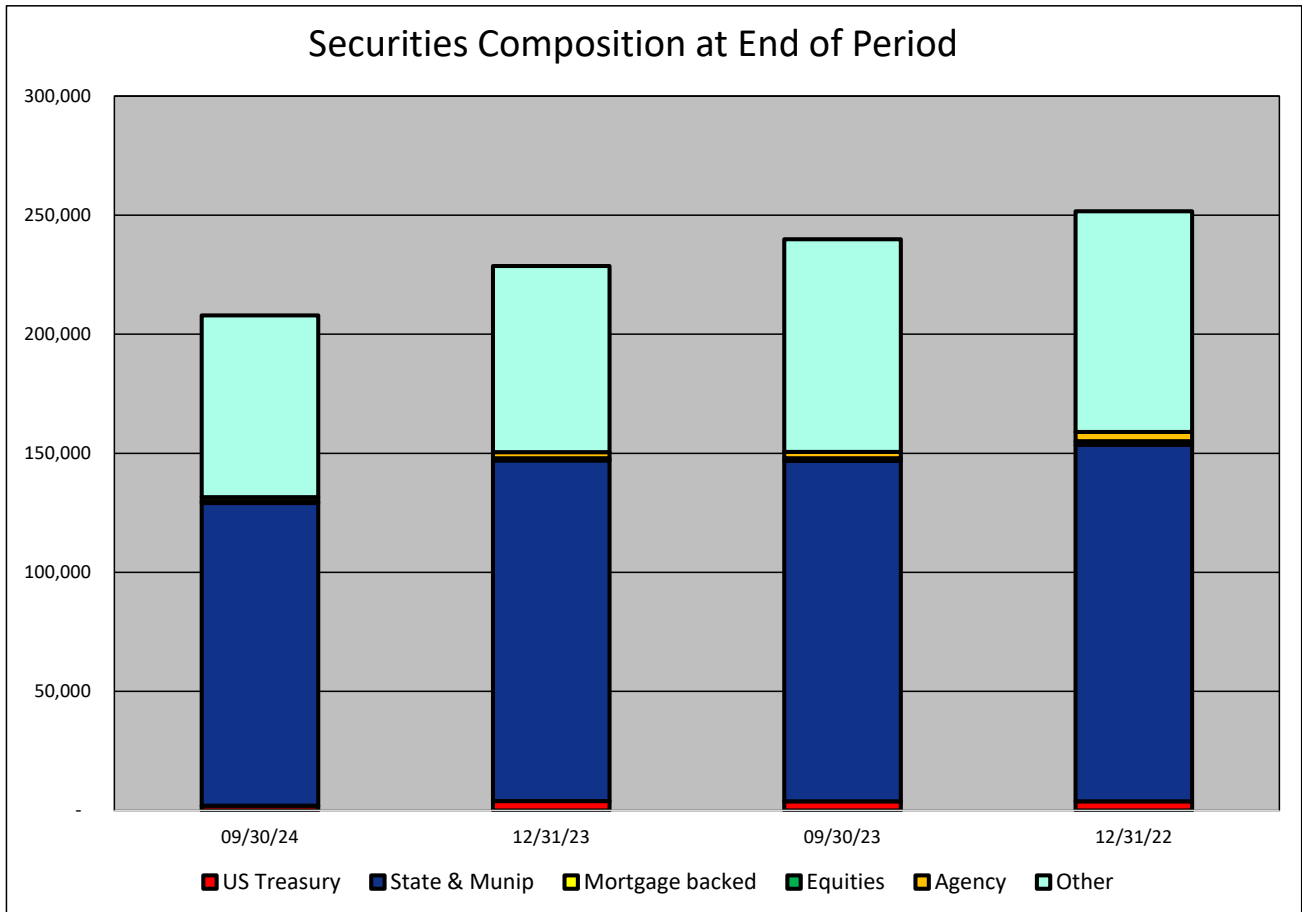
As of:	09/30/24	12/31/23	09/30/23	12/31/22	\$ Change 12 MTHS	% Change 12 MTHS
Total Assets	358,220	373,192	383,020	387,221	(24,800)	(6.47)
Cash and Equivalents	11,035	5,899	6,727	4,609	4,308	64.04
Securities	207,932	228,629	239,841	251,655	(31,909)	(13.30)
Loans, net	117,757	114,880	109,865	105,453	7,892	7.18
Deposit Accounts	319,488	332,032	341,345	333,765	(21,857)	(6.40)
Fed Funds & Repos	-	-	-	-	-	NA
Total Equity	34,670	30,831	23,312	24,729	11,358	48.72

Period Ending	09/30/24	12/31/23	09/30/23	12/31/22	\$ Change 12 MTHS	% Change 12 MTHS
Net Earnings	2,494	1,120	2,777	4,512	(283)	(10.19)
Interest Income	10,123	13,087	9,750	11,235	373	3.83
Interest Expense	3,517	2,762	1,646	448	1,871	113.67
Net Interest Income	6,606	10,325	8,104	10,787	(1,498)	(18.48)
Prov for Credit Losses	117	-	-	(360)	117	NA
Noninterest income	7,225	7,562	5,705	7,467	1,520	26.64
Gain on Sale of Securities	(83)	(2,488)	(45)	(513)	(38)	84.44
Noninterest Expense	11,077	14,903	10,840	13,316	237	2.19
Net Operating Income	2,637	2,984	2,969	5,298	(332)	(11.18)
Income Taxes	129	(624)	147	273	(18)	(12.24)



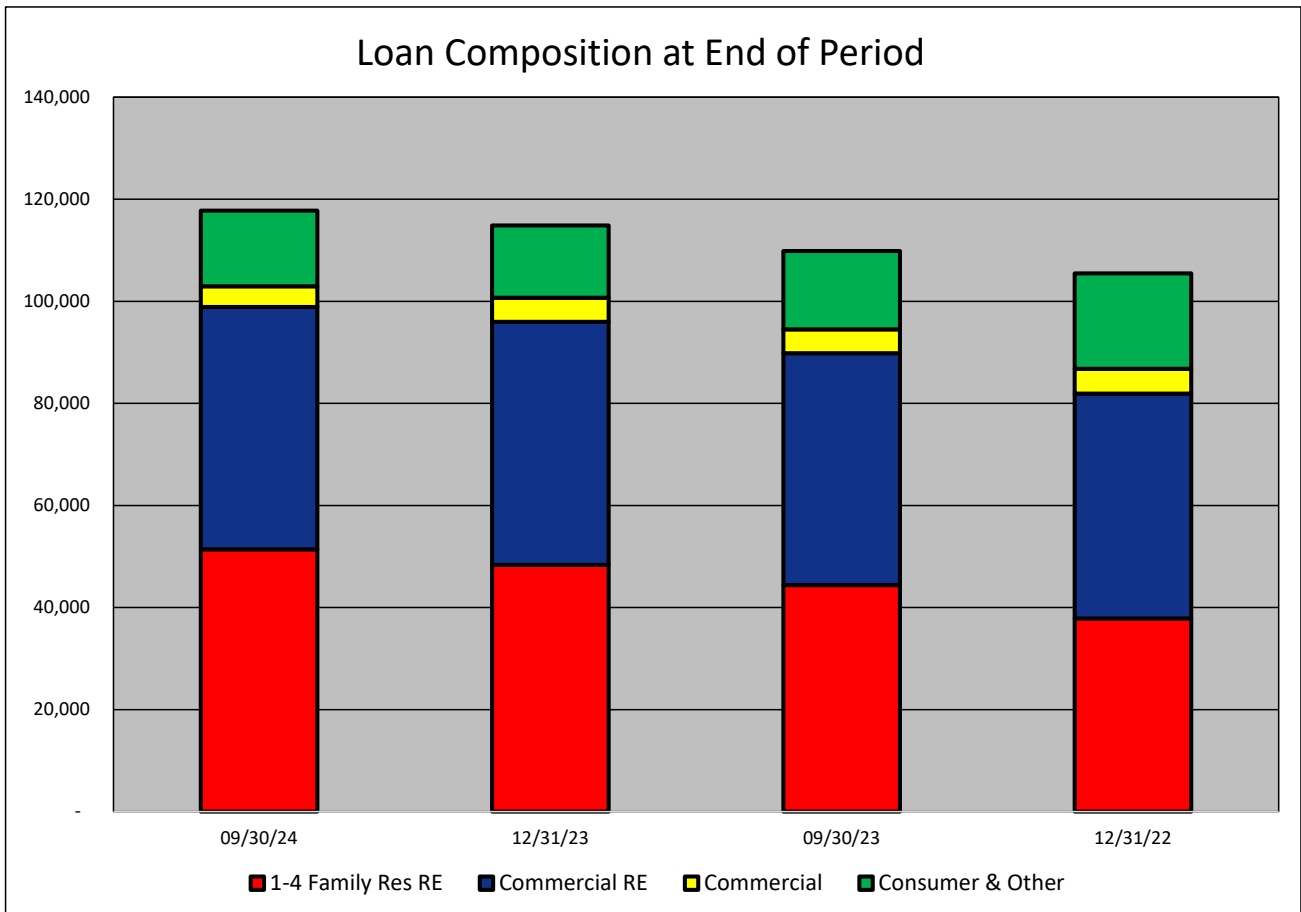
SECURITIES COMPOSITION - The First National Bank of Mount Dora
(Dollars in Thousands)

As of:	09/30/24	12/31/23	09/30/23	12/31/22	\$ Change 12 MTHS	% Change 12 MTHS
SECURITIES CATEGORY:						
US Treasury	1,976	3,915	3,865	3,822	(1,889)	(48.87)
State & Munip	127,157	143,062	142,978	149,755	(15,821)	(11.07)
Mortgage backed	693	971	1,061	1,452	(368)	(34.68)
Equities	-	-	-	-	-	NA
Agency	1,776	2,505	2,697	3,910	(921)	(34.15)
Other	76,330	78,176	89,240	92,716	(12,910)	(14.47)
Total Securities	207,932	228,629	239,841	251,655	(31,909)	(13.30)



LOAN PORTFOLIO COMPOSITION - The First National Bank of Mount Dora
(Dollars in Thousands)

As of:	09/30/24	12/31/23	09/30/23	12/31/22	\$ Change 12 MTHS	% Change 12 MTHS
LOAN CATEGORY:						
1-4 Family Res RE	51,404	48,344	44,368	37,851	7,036	15.86
Commercial RE	47,472	47,646	45,482	44,046	1,990	4.38
Commercial	4,092	4,729	4,644	4,872	(552)	(11.89)
Consumer & Other	14,789	14,161	15,371	18,684	(582)	(3.79)
Loans, Net	117,757	114,880	109,865	105,453	7,892	7.18



LOAN PORTFOLIO QUALITY - The First National Bank of Mount Dora
(Dollars in Thousands)

As of:	09/30/24	12/31/23	09/30/23	12/31/22	\$ Change 12 MTHS	% Change 12 MTHS
--------	----------	----------	----------	----------	----------------------	---------------------

ALLOWANCE FOR CREDIT LOSSES (LOANS):

Beginning Balance	1,935	2,315	2,315	2,726	(380)	(16.41)
Total Recoveries	13	4	-	10	13	NA
Total Charge-offs	-	19	18	61	(18)	(100.00)
Provision Expense	117	-	-	(360)	117	NA
Writedown Transfer Loans HFS	-	-	-	-	-	NA
Adjustments	-	(365)	(395)	-	395	(100.00)
Ending Balance	2,065	1,935	1,902	2,315	163	8.57

NON-PERFORMING ASSETS:

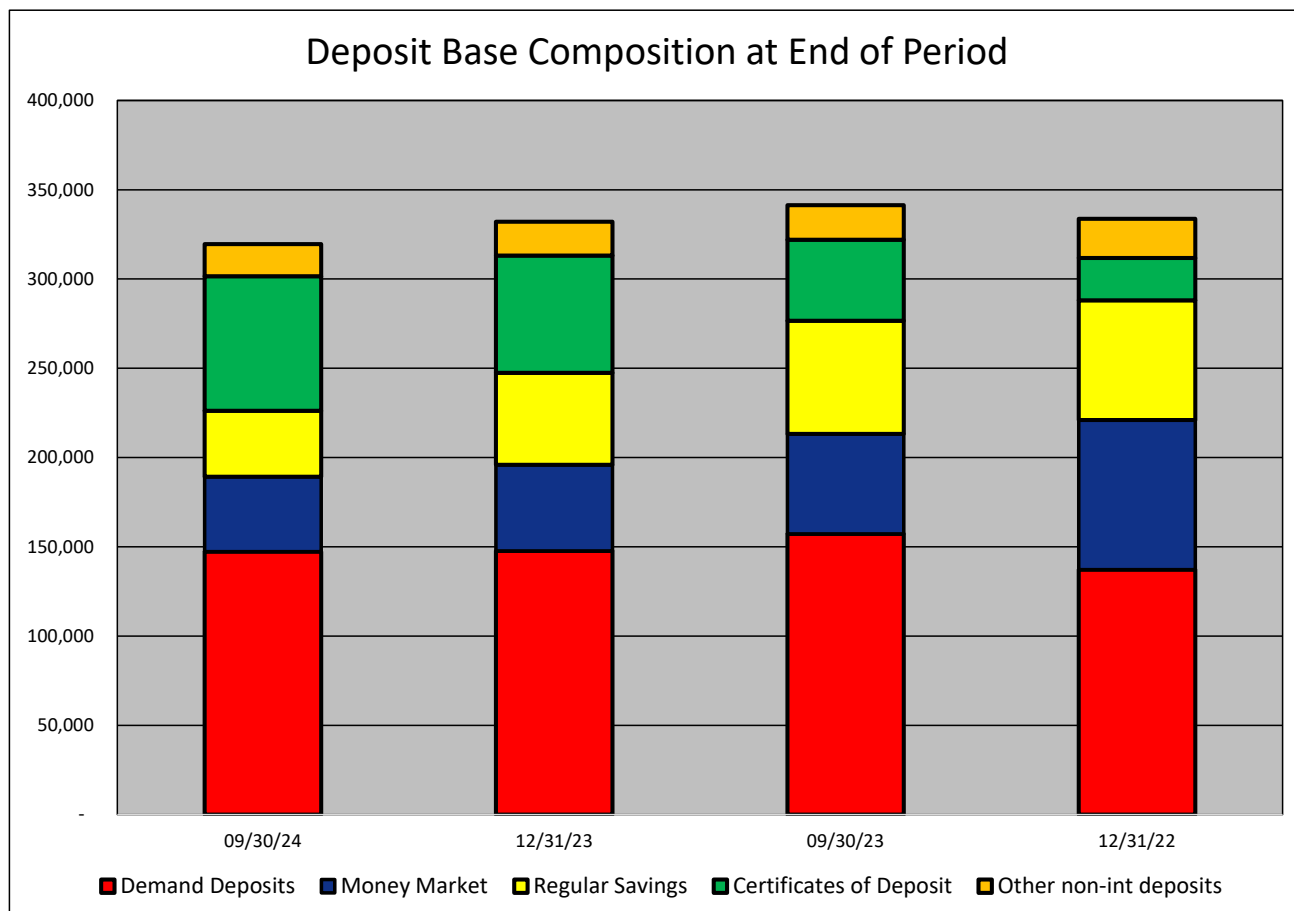
Total-90+ Days Past Due	-	-	-	-	-	NA
Total-Nonaccrual	261	345	355	447	(94)	(26.48)
Foreclosed Real Estate	-	-	-	-	-	NA
Total Non-perf Assets	261	345	355	447	(94)	(26.48)

DEPOSIT BASE COMPOSITION - The First National Bank of Mount Dora
(Dollars in Thousands)

As of:	09/30/24	12/31/23	09/30/23	12/31/22	\$ Change 12 MTHS	% Change 12 MTHS
--------	----------	----------	----------	----------	----------------------	---------------------

DEPOSIT BASE CATEGORY:

Demand Deposits	147,244	147,648	157,261	137,213	(10,017)	(6.37)
Money Market	41,956	48,249	55,946	83,801	(13,990)	(25.01)
Regular Savings	36,988	51,595	63,379	67,022	(26,391)	(41.64)
Certificates of Deposit	75,415	65,578	45,457	23,701	29,958	65.90
Other non-int deposits	17,885	18,962	19,302	22,028	(1,417)	(7.34)
Total Deposits	319,488	332,032	341,345	333,765	(21,857)	(6.40)

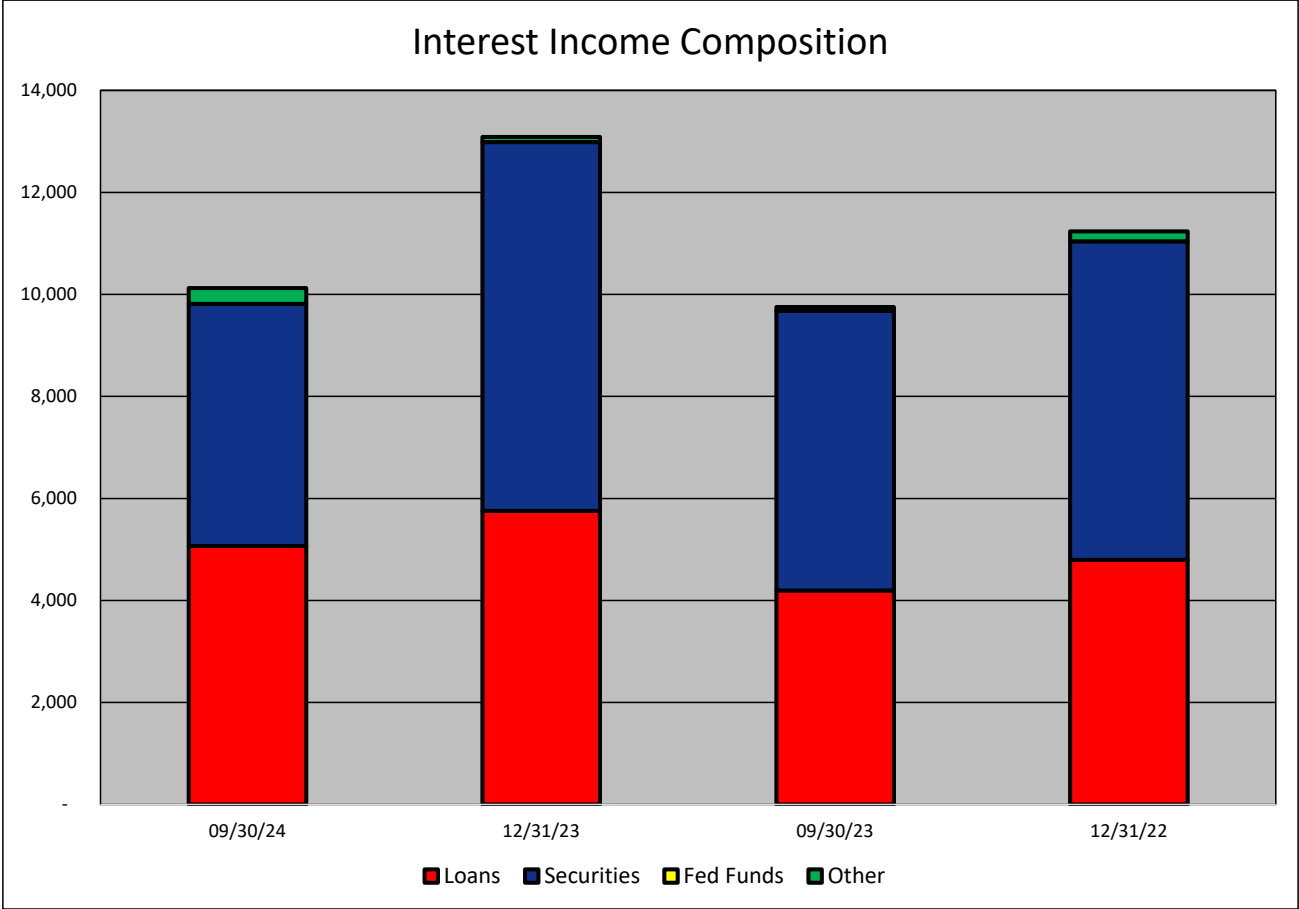


INTEREST INCOME COMPOSITION- The First National Bank of Mount Dora
(Dollars in Thousands)

As of:	09/30/24	12/31/23	09/30/23	12/31/22	\$ Change 12 MTHS	% Change 12 MTHS
--------	----------	----------	----------	----------	----------------------	---------------------

INTEREST INCOME CATEGORY

Loans	5,066	5,754	4,193	4,796	873	20.82
Securities	4,750	7,232	5,482	6,244	(732)	(13.35)
Fed Funds	-	-	-	-	-	NA
Other	307	101	75	195	232	309.33
Total Int Income	10,123	13,087	9,750	11,235	373	3.83

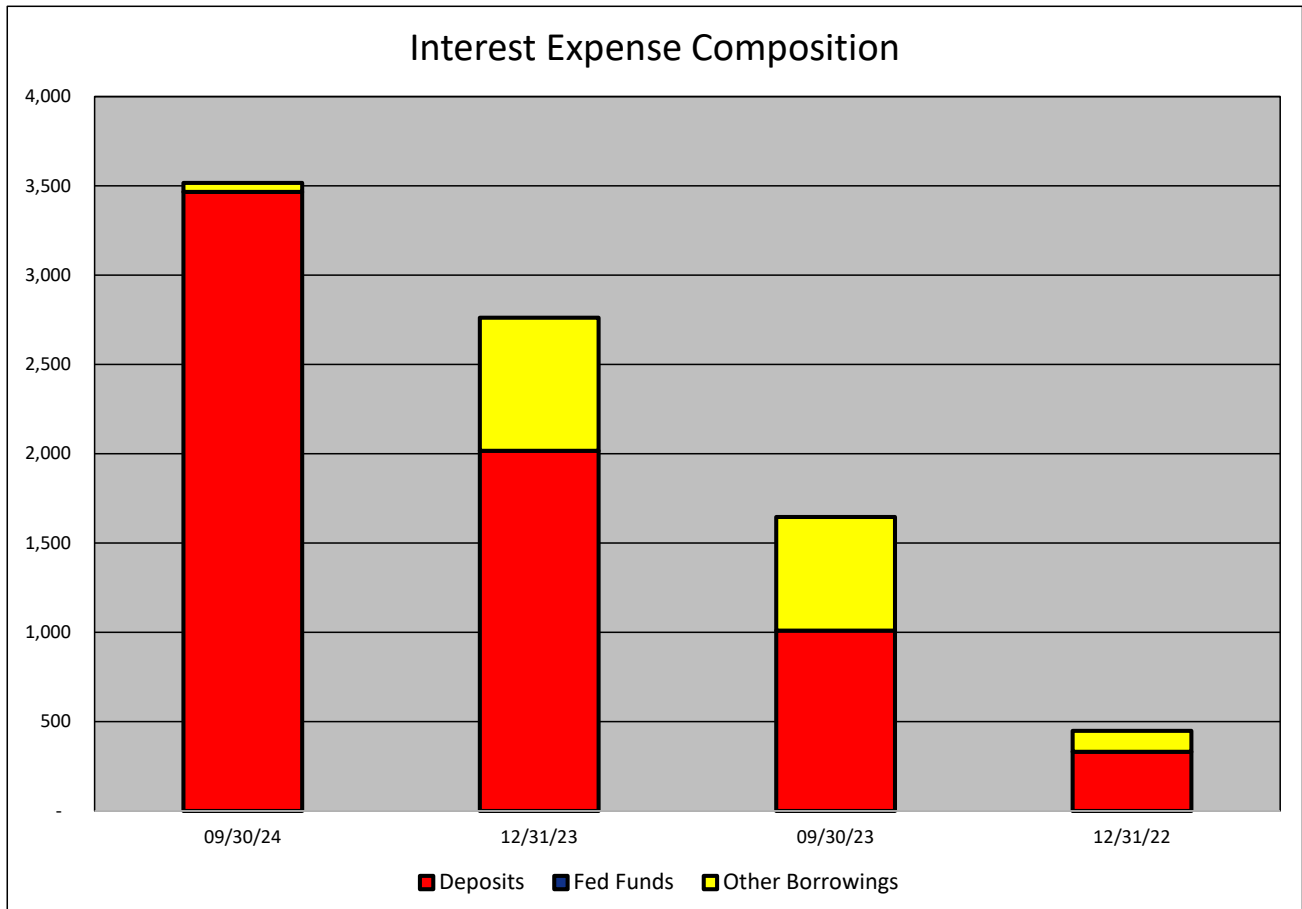


INTEREST EXPENSE COMPOSITION- The First National Bank of Mount Dora
(Dollars in Thousands)

As of:	09/30/24	12/31/23	09/30/23	12/31/22	\$ Change 12 MTHS	% Change 12 MTHS
--------	----------	----------	----------	----------	----------------------	---------------------

INTEREST EXPENSE CATEGORY

Deposits	3,466	2,016	1,010	331	2,456	243.17
Fed Funds	-	-	-	-	-	NA
Other Borrowings	51	746	636	117	(585)	(91.98)
Total Int Expense	3,517	2,762	1,646	448	1,871	113.67

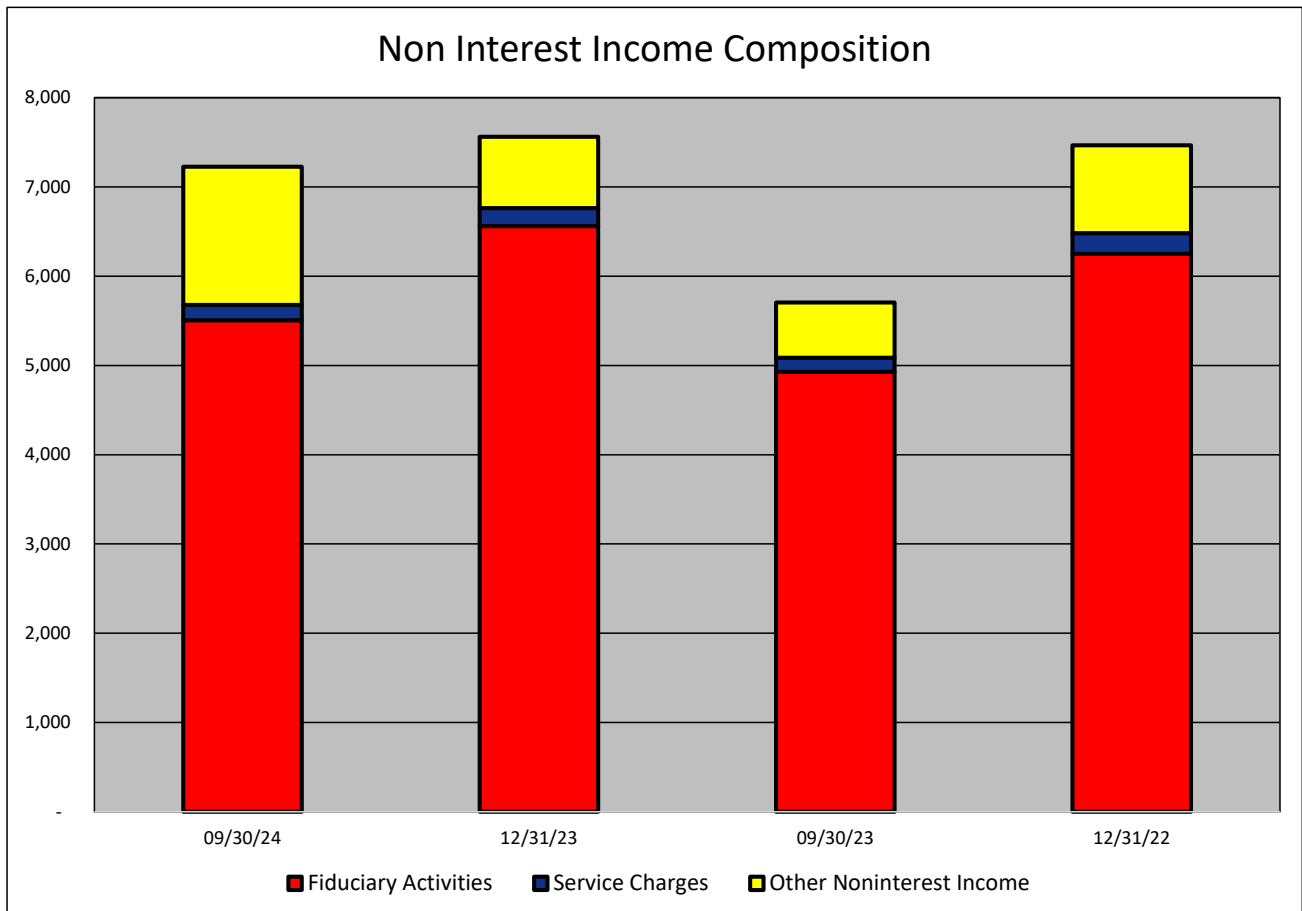


NONINTEREST INCOME COMPOSITION- The First National Bank of Mount Dora
(Dollars in Thousands)

As of:	09/30/24	12/31/23	09/30/23	12/31/22	\$ Change 12 MTHS	% Change 12 MTHS
--------	----------	----------	----------	----------	----------------------	---------------------

NONINTEREST INCOME CATEGORY

Fiduciary Activities	5,505	6,562	4,927	6,249	578	11.73
Service Charges	173	201	158	233	15	9.49
Other Noninterest Income	1,547	799	620	985	927	149.52
Total Nonint. Income	7,225	7,562	5,705	7,467	1,520	26.64

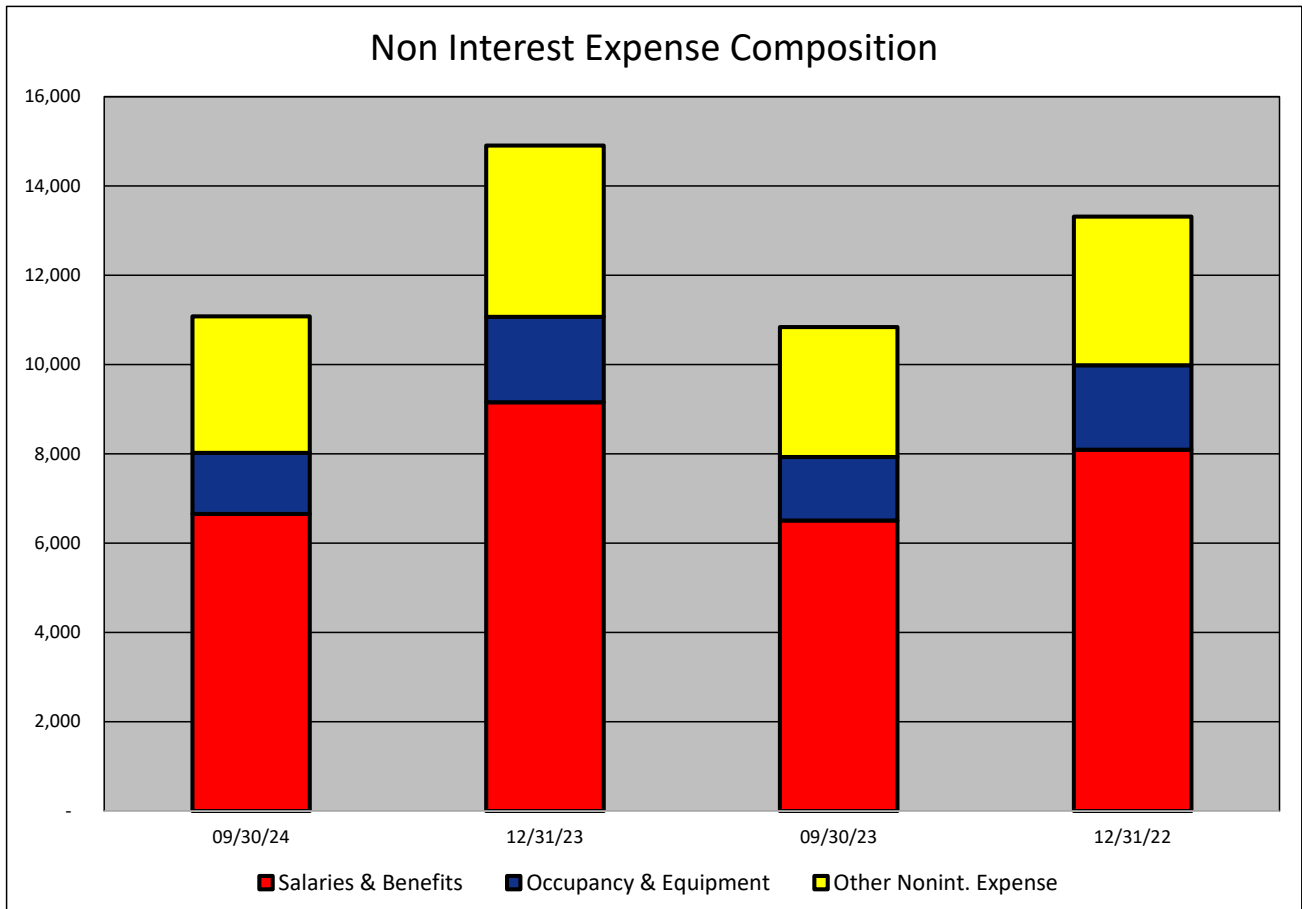


NONINTEREST EXPENSE COMPOSITION- The First National Bank of Mount Dora
(Dollars in Thousands)

As of:	09/30/24	12/31/23	09/30/23	12/31/22	\$ Change 12 MTHS	% Change 12 MTHS
--------	----------	----------	----------	----------	----------------------	---------------------

NONINTEREST EXPENSE CATEGORY

Salaries & Benefits	6,657	9,155	6,510	8,094	147	2.26
Occupancy & Equipment	1,363	1,915	1,419	1,890	(56)	(3.95)
Other Nonint. Expense	3,057	3,833	2,911	3,332	146	5.02
Total Nonint. Expense	11,077	14,903	10,840	13,316	237	2.19



PEER GROUP COMPARISONS REPORT
Central Florida Group

BALANCE SHEET

Institution name	Total Assets \$'000		% Change in Assets
	This Year	Last Year	
Sunrise Bank	577,407	475,513	21.43
First Colony Bank Of Florida	316,544	270,407	17.06
Cogent Bank	1,926,188	1,679,641	14.68
Winter Park National Bank	845,000	756,705	11.67
Surety Bank	205,765	188,254	9.30
Mainstreet Community Bank Of Florida	839,200	791,380	6.04
Citizens Bank And Trust	1,363,784	1,288,984	5.80
First National Bank Of Wauchula	90,799	85,989	5.59
Citizens First Bank	3,899,117	3,704,723	5.25
First Bank	729,021	694,913	4.91
Commerce Bank & Trust	172,375	167,161	3.12
Bank Of Central Florida	1,117,421	1,085,672	2.92
Southstate Bank, National Association	46,071,510	44,975,911	2.44
Heartland National Bank	723,390	714,025	1.31
Axiom Bank, National Association	815,136	824,400	(1.12)
Crews Bank & Trust	2,129,178	2,162,337	(1.53)
United Southern Bank	852,835	885,844	(3.73)
The First National Bank Of Mount Dora	358,220	383,020	(6.47)

Select Peer Average	3,501,827	3,396,382	5.48
----------------------------	-----------	-----------	------

PEER GROUP COMPARISONS REPORT
Central Florida Group

BALANCE SHEET

Institution name	Total Loans \$000		% Change in Loans
	This Year	Last Year	
Sunrise Bank	451,435	373,357	20.91
Mainstreet Community Bank Of Florida	589,433	491,721	19.87
Winter Park National Bank	467,807	397,769	17.61
First Colony Bank Of Florida	198,059	169,168	17.08
Axiom Bank, National Association	597,914	519,588	15.07
Commerce Bank & Trust	127,846	112,482	13.66
Bank Of Central Florida	763,948	683,522	11.77
Cogent Bank	1,532,023	1,377,545	11.21
Citizens Bank And Trust	764,375	700,151	9.17
United Southern Bank	392,885	361,741	8.61
The First National Bank Of Mount Dora	117,757	109,865	7.18
Southstate Bank, National Association	33,835,236	32,044,116	5.59
Crews Bank & Trust	1,195,576	1,135,048	5.33
First Bank	426,947	410,155	4.09
Citizens First Bank	1,259,430	1,226,051	2.72
Heartland National Bank	154,873	152,710	1.42
Surety Bank	74,341	75,011	(0.89)
First National Bank Of Wauchula	66,300	68,628	(3.39)

Select Peer Average	2,389,788	2,244,924	9.28
----------------------------	-----------	-----------	------

PEER GROUP COMPARISONS REPORT
Central Florida Group

CAPITAL RATIOS
For the nine months ended September 30, 2024

Institution name	Equity/ Assets	Leverage Ratio	Tier 1 Risk- based Ratio	Risk based Capital Ratio	Common Equity Tier 1 Capital Ratio
Citizens First Bank	11.17	12.93	19.11	20.07	19.11
Surety Bank	9.82	12.48	24.45	25.53	24.45
The First National Bank Of Mount Dora	9.68	11.82	16.62	17.54	16.62
First National Bank Of Wauchula	10.20	11.36	0.00	0.00	0.00
Axiom Bank, National Association	11.38	11.03	13.41	14.63	13.41
Crews Bank & Trust	11.00	10.88	0.00	0.00	0.00
Southstate Bank, National Association	13.41	10.59	13.15	14.41	13.15
Heartland National Bank	8.94	9.52	27.83	28.92	27.83
Sunrise Bank	8.07	9.31	0.00	0.00	0.00
United Southern Bank	5.60	9.19	16.43	17.68	16.43
First Bank	9.10	9.17	14.86	16.11	14.86
Commerce Bank & Trust	6.54	9.09	11.75	13.01	11.75
Mainstreet Community Bank Of Florida	7.71	8.86	0.00	0.00	0.00
Cogent Bank	8.82	8.68	10.68	11.81	10.68
First Colony Bank Of Florida	7.87	8.66	11.91	13.16	11.91
Bank Of Central Florida	7.19	8.26	11.69	12.61	11.69
Citizens Bank And Trust	2.61	7.44	12.00	12.93	12.00
Winter Park National Bank	5.43	6.62	10.70	11.96	10.70

Select Peer Average	8.59	9.77	11.92	12.80	11.92
----------------------------	------	------	-------	-------	-------

PEER GROUP COMPARISONS REPORT
Central Florida Group

BALANCE SHEET RATIOS
For the nine months ended September 30, 2024

Institution name	Loans/ Deposits	Gross Loans/ Assets	Securities/ Assets
Southstate Bank, National Association	89.63	73.44	14.90
Sunrise Bank	88.83	78.18	14.57
Cogent Bank	87.82	79.54	16.97
First National Bank Of Wauchula	85.37	73.02	6.32
Axiom Bank, National Association	83.83	73.35	7.25
Commerce Bank & Trust	81.81	74.17	15.14
Mainstreet Community Bank Of Florida	78.65	70.24	22.09
Bank Of Central Florida	74.38	68.37	18.26
First Colony Bank Of Florida	68.34	62.57	17.27
First Bank	64.95	58.56	25.58
Winter Park National Bank	63.60	55.36	27.75
Crews Bank & Trust	63.52	56.15	28.82
Citizens Bank And Trust	59.88	56.05	40.28
United Southern Bank	52.66	46.07	40.28
Surety Bank	40.31	36.13	15.98
Citizens First Bank	37.98	32.30	62.56
The First National Bank Of Mount Dora	36.86	32.87	58.05
Heartland National Bank	24.42	21.41	50.82

Select Peer Average	65.71	58.21	26.83
----------------------------	--------------	--------------	--------------

PEER GROUP COMPARISONS REPORT
Central Florida Group

PROFITABILITY RATIOS
For the nine months ended September 30, 2024

Institution name	Avg Total Assets (\$000)	Return on Avg Assets	Return on Avg Equity
Surety Bank	203,893	2.64	27.98
Crews Bank & Trust	2,156,406	1.68	16.09
Heartland National Bank	721,974	1.62	20.15
First Colony Bank Of Florida	307,721	1.58	20.01
Cogent Bank	1,890,314	1.36	16.85
First Bank	733,472	1.25	14.97
Southstate Bank, National Association	46,156,319	1.19	9.30
Bank Of Central Florida	1,115,434	1.10	16.60
First National Bank Of Wauchula	90,014	1.00	10.41
Sunrise Bank	535,153	0.97	12.49
Winter Park National Bank	822,270	0.95	18.12
Citizens First Bank	3,899,649	0.93	9.25
The First National Bank Of Mount Dora	368,077	0.90	10.49
United Southern Bank	920,807	0.77	18.27
Commerce Bank & Trust	174,598	0.64	10.86
Mainstreet Community Bank Of Florida	812,929	0.61	8.45
Citizens Bank And Trust	1,421,567	0.56	39.26
Axiom Bank, National Association	843,751	0.51	4.78

Select Peer Average	3,509,686	1.13	15.80
----------------------------	------------------	-------------	--------------

PEER GROUP COMPARISONS REPORT
Central Florida Group

PROFITABILITY RATIOS
For the nine months ended September 30, 2024

Institution name	Noninterest Income/AA	Net Overhead Ratio	Efficiency Ratio	Assets (per million) per Employee
Heartland National Bank	0.25	1.13	39.00	13.40
Winter Park National Bank	0.06	1.02	43.59	27.26
First Colony Bank Of Florida	0.12	1.55	49.58	16.66
Citizens First Bank	0.59	1.01	51.91	9.70
Surety Bank	3.47	(0.06)	55.20	5.56
Bank Of Central Florida	0.24	1.77	56.92	10.44
Cogent Bank	0.77	1.94	57.30	8.16
Southstate Bank, National Association	0.70	1.48	57.43	8.96
First Bank	0.67	1.75	58.40	6.88
Crews Bank & Trust	0.81	1.78	58.49	5.88
Sunrise Bank	0.06	2.01	65.81	9.62
United Southern Bank	0.59	1.69	68.51	5.54
Mainstreet Community Bank Of Florida	0.36	1.95	69.37	8.07
The First National Bank Of Mount Dora	2.62	1.40	76.61	4.32
Commerce Bank & Trust	0.22	2.17	77.40	8.21
Citizens Bank And Trust	0.70	1.64	78.48	7.07
First National Bank Of Wauchula	0.82	3.24	80.08	4.13
Axiom Bank, National Association	1.14	3.42	83.25	5.66

Select Peer Average	0.79	1.72	62.63	9.19
----------------------------	------	------	-------	------

PEER GROUP COMPARISONS REPORT
Central Florida Group

ASSET QUALITY RATIOS
For the nine months ended September 30, 2024

Institution name	Allowance/ Loans	Nonperf Loans/ Total Loans	Nonperf Assets/ Total Assets	Adjusted Texas Ratio
Commerce Bank & Trust	1.40	0.00	0.00	0.00
Bank Of Central Florida	0.95	0.00	0.00	0.00
First Colony Bank Of Florida	1.55	0.00	0.00	0.00
Crews Bank & Trust	1.84	0.03	0.02	0.14
Citizens First Bank	1.69	0.18	0.06	0.48
First Bank	1.71	0.09	0.06	0.27
Heartland National Bank	1.59	0.33	0.07	0.76
The First National Bank Of Mount Dora	1.75	0.22	0.07	0.71
Surety Bank	1.49	0.46	0.17	1.60
United Southern Bank	2.39	0.44	0.20	3.02
Winter Park National Bank	1.67	0.57	0.32	4.99
Cogent Bank	1.11	0.49	0.39	4.05
Southstate Bank, National Association	1.38	0.56	0.41	3.35
Sunrise Bank	1.19	0.53	0.42	0.96
First National Bank Of Wauchula	1.52	0.83	0.61	5.38
Mainstreet Community Bank Of Florida	1.25	1.09	0.77	8.96
Citizens Bank And Trust	1.03	1.82	1.02	32.07
Axiom Bank, National Association	1.27	1.88	1.43	11.75

Select Peer Average	1.49	0.53	0.33	4.36
----------------------------	------	------	------	------

PEER GROUP COMPARISONS REPORT
Central Florida Group

STATEMENT OF CONDITION (% OF ASSETS)
For the nine months ended September 30, 2024

Institution name	Cash & Nointerest bearing Deps	Interest- bearing Bal	Fed Funds Sold & Repos	Held to Maturity Secs	Available for Sale Secs
Surety Bank	24.38	19.39	0.00	0.00	15.98
First National Bank Of Wauchula	6.29	10.22	0.00	0.00	6.32
First Bank	2.28	8.63	1.42	0.00	25.58
Mainstreet Community Bank Of Florida	1.49	1.72	0.08	0.00	22.09
Commerce Bank & Trust	1.39	6.74	0.00	0.00	15.14
Southstate Bank, National Association	1.23	1.40	0.01	5.00	9.91
First Colony Bank Of Florida	1.13	18.99	0.00	9.68	7.59
Axiom Bank, National Association	1.02	14.92	0.00	0.00	7.25
Heartland National Bank	1.01	24.44	0.00	0.00	50.82
Sunrise Bank	1.00	4.57	0.00	0.87	13.70
Crews Bank & Trust	0.89	13.17	0.00	21.15	7.67
Winter Park National Bank	0.88	14.73	0.00	17.58	10.16
United Southern Bank	0.85	8.02	0.00	1.03	39.25
Citizens First Bank	0.73	0.19	1.36	0.00	62.56
Bank Of Central Florida	0.57	9.76	0.00	0.00	18.26
The First National Bank Of Mount Dora	0.51	2.57	0.00	0.00	58.05
Citizens Bank And Trust	0.25	0.93	0.00	0.00	40.28
Cogent Bank	0.11	2.98	0.00	0.00	16.97

Select Peer Average	2.56	9.08	0.16	3.07	23.75
----------------------------	------	------	------	------	-------

PEER GROUP COMPARISONS REPORT
Central Florida Group

STATEMENT OF CONDITION (% OF ASSETS)
For the nine months ended September 30, 2024

Institution name	Net Loans & Leases	Premises & Fixed Assets	Total Real Estate Owned	Intangible Assets
Cogent Bank	78.57	0.23	0.00	0.12
Sunrise Bank	77.25	1.54	0.00	0.00
Commerce Bank & Trust	73.13	0.13	0.00	0.00
Axiom Bank, National Association	72.42	1.46	0.01	0.13
First National Bank Of Wauchula	71.90	1.35	0.00	0.00
Southstate Bank, National Association	71.80	1.11	0.00	4.51
Mainstreet Community Bank Of Florida	69.29	2.16	0.00	0.01
Bank Of Central Florida	67.72	1.56	0.00	0.02
First Colony Bank Of Florida	61.60	0.38	0.00	0.00
First Bank	57.56	1.98	0.00	0.00
Citizens Bank And Trust	55.47	1.30	0.00	0.00
Crews Bank & Trust	55.12	1.28	0.00	0.00
Winter Park National Bank	54.44	0.33	0.00	0.00
United Southern Bank	44.97	1.20	0.00	0.00
Surety Bank	35.59	1.23	0.00	0.00
The First National Bank Of Mount Dora	32.30	1.20	0.00	0.00
Citizens First Bank	31.50	1.39	0.00	0.44
Heartland National Bank	21.04	0.55	0.00	0.00

Select Peer Average	57.32	1.13	0.00	0.29
----------------------------	-------	------	------	------

PEER GROUP COMPARISONS REPORT
Central Florida Group

STATEMENT OF CONDITION (% OF TOTAL FUNDING SOURCES)
For the nine months ended September 30, 2024

Institution name	Non Interest Bearing Deps	Interest Bearing Deps	Total Deps	Total Fed Funds & Repos	Other Borrowed Money
Surety Bank	47.25	52.75	100.00	0.00	0.00
Crews Bank & Trust	40.76	59.15	99.91	0.09	0.00
Axiom Bank, National Association	40.28	59.72	100.00	0.00	0.00
The First National Bank Of Mount Dora	38.06	61.94	100.00	0.00	0.00
First Bank	36.13	63.87	100.00	0.00	0.00
First Colony Bank Of Florida	36.11	63.89	100.00	0.00	0.00
Citizens Bank And Trust	33.74	63.34	97.08	1.17	1.75
Bank Of Central Florida	33.64	66.36	100.00	0.00	0.00
Commerce Bank & Trust	31.41	66.32	97.74	2.26	0.00
Mainstreet Community Bank Of Florida	31.36	66.05	97.40	0.00	2.60
First National Bank Of Wauchula	27.73	69.76	97.49	0.00	2.51
Southstate Bank, National Association	27.18	70.64	97.82	1.39	0.78
United Southern Bank	26.25	67.47	93.72	0.00	6.28
Cogent Bank	25.05	74.95	100.00	0.00	0.00
Heartland National Bank	24.30	72.73	97.03	2.97	0.00
Sunrise Bank	22.83	73.94	96.76	0.00	3.24
Winter Park National Bank	20.63	71.94	92.56	1.14	6.29
Citizens First Bank	16.73	79.93	96.66	3.34	0.00

Select Peer Average	31.08	66.93	98.01	0.69	1.30
----------------------------	-------	-------	-------	------	------

PEER GROUP COMPARISONS REPORT
Central Florida Group

YIELDS, COSTS & SPREADS - ASSET YIELDS
For the nine months ended September 30, 2024

Institution name	Yield on Earning Assets	Cost of Funds	Net Interest Margin	Avg Earning Assets/AA
First National Bank Of Wauchula	6.43	2.73	4.61	92.17
Axiom Bank, National Association	6.72	3.84	4.52	95.93
Cogent Bank	6.75	4.11	3.94	99.20
First Bank	4.81	1.91	3.66	94.27
Crews Bank & Trust	4.88	2.38	3.64	98.34
Surety Bank	5.65	3.12	3.51	73.61
Heartland National Bank	4.94	2.21	3.40	96.94
Bank Of Central Florida	5.06	2.67	3.39	97.08
Southstate Bank, National Association	5.05	2.52	3.37	91.05
First Colony Bank Of Florida	5.12	2.23	3.16	99.06
Mainstreet Community Bank Of Florida	4.77	2.50	3.16	94.34
Sunrise Bank	5.82	3.89	3.13	98.17
Commerce Bank & Trust	5.09	3.21	2.90	97.27
United Southern Bank	3.97	1.48	2.82	96.36
Citizens First Bank	4.18	1.95	2.48	97.50
Winter Park National Bank	4.83	3.23	2.46	97.77
The First National Bank Of Mount Dora	3.75	2.32	2.44	97.89
Citizens Bank And Trust	3.92	2.55	2.34	96.76

Select Peer Average	5.10	2.71	3.31	95.21
----------------------------	------	------	------	-------