

# Terrabank, National Association

Miami, FL

Established  
11/21/1985

## Florida Bank and Thrift Performance Report

### Table of Contents

<b>Title</b>	<b>Page</b>
PEER GROUP POSITION	1
EXECUTIVE SUMMARY	2
SELECTED FINANCIAL DATA	3
SECURITIES COMPOSITION	4
LOAN PORTFOLIO COMPOSITION	5
LOAN PORTFOLIO QUALITY	6
DEPOSIT BASE COMPOSITION	7
INTEREST INCOME COMPOSITION	8
INTEREST EXPENSE COMPOSITION	9
NONINTEREST INCOME COMPOSITION	10
NONINTEREST EXPENSE COMPOSITION	11
PEER GROUP COMPARISONS REPORT	12-22

#### **FLORIDA BANKING TEAM**

Ted Hacker, Steve Kania, Robert Brink, David Ajvazi, Erica Hines, Sacha Widmaier, Anthony Hagbartsen, Madeline Bogumil, Phillip Berdeguer, Andrew Joyce, Mai Tran, Meranda Joseph, Patricia Romero, Vanessa Hossler, Adam McCord, Allyson Wiitala, Jacob Ingram, Rachel Jean, Brendan Yosko, Martha Zubia, Stephanie Flores, Joshua Koelsch, Krishna Reddy, Jacob Frantzen, Sander Ocasio, Brian Katz, Nicholas Singh, Martin Gonzalez

Information contained herein was obtained from FIS is believed to be reliable however, accuracy is not guaranteed and all peer and state averages are simple averages.

**PEER GROUP POSITION**  
**For the**  
**South Florida Group**

**For the nine months ended September 30, 2024**

Institution name	Total Assets (\$'000's)
Bankunited, National Association	35,758,118
City National Bank Of Florida	26,189,033
Amerant Bank, National Association	10,363,953
Ocean Bank	6,650,159
Bradesco Bank	4,713,739
Banesco Usa	4,237,690
Banco Do Brasil Americas	2,841,590
U. S. Century Bank	2,502,813
Pacific National Bank	1,288,649
Grove Bank & Trust	1,227,526
International Finance Bank	1,183,764
First State Bank Of The Florida Keys	1,144,917
Helm Bank Usa	1,015,891
<b>Terrabank, National Association</b>	<b>808,681</b>
Intercredit Bank, National Association	682,614
Sunstate Bank	535,929
Interamerican Bank, A Fsb	266,559
Gulf Atlantic Bank	169,761
Eastern National Bank	147,592

Institution name	Return on Avg Assets (%)
Banco Do Brasil Americas	1.69
International Finance Bank	1.36
Banesco Usa	1.10
U. S. Century Bank	1.01
Ocean Bank	0.94
Pacific National Bank	0.92
Interamerican Bank, A Fsb	0.79
Bradesco Bank	0.76
First State Bank Of The Florida Keys	0.73
Bankunited, National Association	0.73
Helm Bank Usa	0.72
Sunstate Bank	0.62
<b>Terrabank, National Association</b>	<b>0.44</b>
Gulf Atlantic Bank	0.29
City National Bank Of Florida	0.21
Grove Bank & Trust	0.10
Amerant Bank, National Association	(0.32)
Intercredit Bank, National Association	(1.65)
Eastern National Bank	(3.20)

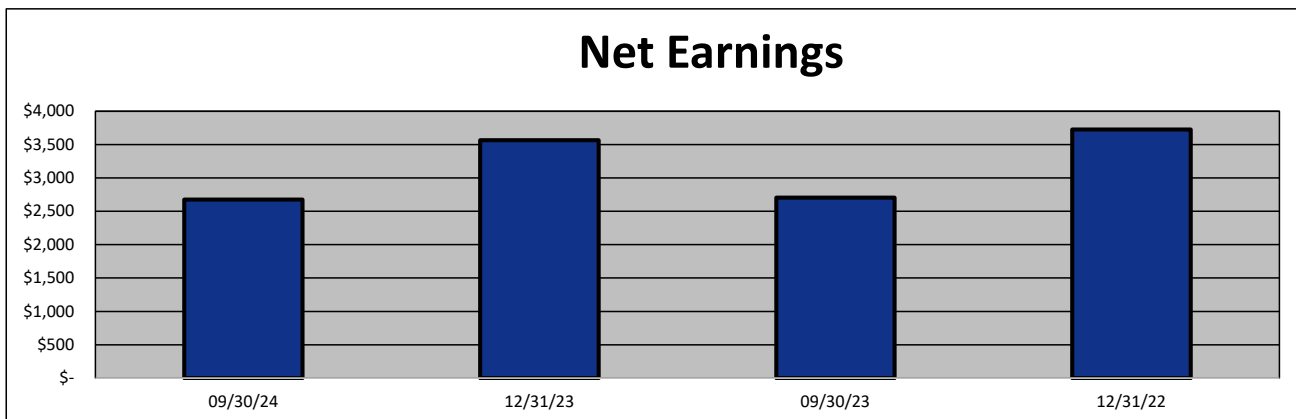
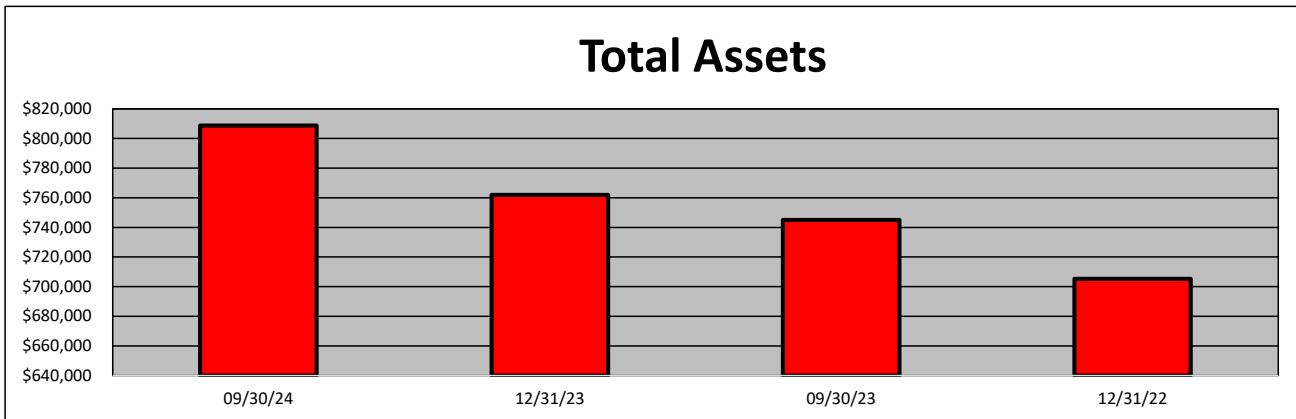
**EXECUTIVE SUMMARY - Terrabank, National Association**  
(Percentage)

Period Ending	09/30/24	12/31/23	09/30/23	12/31/22	State Avg.	Peer Avg.
<b>CAPITAL RATIOS</b>						
Equity/Assets	7.06	6.37	5.52	5.80	9.87	9.79
Leverage Ratio	8.57	8.44	8.58	8.90	10.70	10.34
Tier 1 Cap/Risk Based Assets	14.31	14.08	14.38	15.33	12.49	14.74
Risk Based Ratio	15.67	15.31	15.62	16.48	13.34	15.80
Common Equity Tier 1 Capital Ratio	10.54	10.44	10.74	11.47	12.45	14.54
<b>BALANCE SHEET RATIOS:</b>						
Loan/Deposit Ratio	71.79	74.88	71.44	68.09	75.65	82.96
Loans/Assets	64.85	66.84	64.51	59.09	63.44	69.37
Securities/Assets	27.24	28.88	28.96	32.87	20.01	18.55
<b>PROFITABILITY:</b>						
Return on Avg Assets	0.44	0.47	0.48	0.54	0.75	0.38
Return on Avg Equity	6.94	8.22	8.57	9.66	10.06	3.62
Nonint Income/Avg Assets	0.68	0.67	0.68	0.65	0.79	0.44
Net Overhead Ratio	1.92	1.82	1.80	1.73	2.14	2.24
Efficiency Ratio	79.60	77.22	76.58	73.29	72.20	80.67
Assets (per million) per Employee	6.68	6.57	6.31	6.24	10.50	10.83
<b>ASSET QUALITY:</b>						
Allowance/Loans	1.34	1.27	1.29	1.11	1.29	1.29
Nonperforming Loans/Total Loans	1.08	0.19	0.09	0.16	0.55	0.67
Nonperforming Assets/Total Assets	0.70	0.13	0.06	0.09	0.37	0.48
Adjusted Texas Ratio	8.79	1.75	0.87	1.47	3.62	4.44
<b>YIELDS &amp; COSTS:</b>						
Yield on earning assets	3.98	3.52	3.42	2.85	5.49	5.52
Cost of funds	2.49	1.75	1.55	0.24	3.09	3.53
Net interest margin	2.66	2.63	2.64	2.73	2.88	2.70
Avg Earning Assets/Avg Assets	97.04	97.08	97.05	95.13	96.03	96.34

**SELECTED FINANCIAL DATA - Terrabank, National Association**  
(Dollars in Thousands)

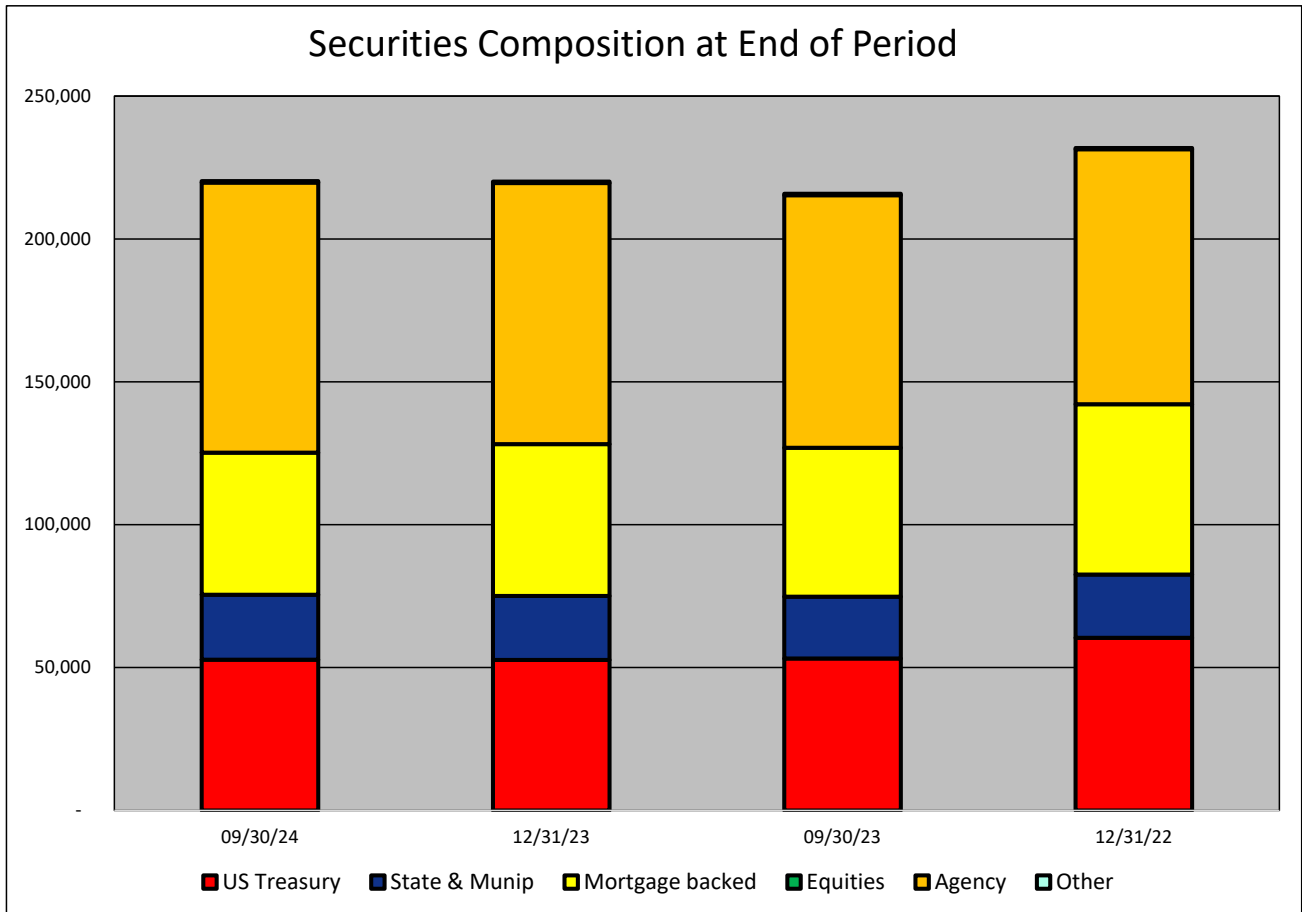
<b>As of:</b>	<b>09/30/24</b>	<b>12/31/23</b>	<b>09/30/23</b>	<b>12/31/22</b>	<b>\$ Change 12 MTHS</b>	<b>% Change 12 MTHS</b>
Total Assets	808,681	761,979	744,986	705,339	63,695	8.55
Cash and Equivalents	41,998	8,156	22,316	28,102	19,682	88.20
Securities	220,263	220,065	215,778	231,855	4,485	2.08
Loans, net	524,453	509,301	480,585	416,774	43,868	9.13
Deposit Accounts	730,562	680,181	672,665	612,050	57,897	8.61
Fed Funds & Repos	-	-	-	-	-	NA
Total Equity	57,124	48,524	41,100	40,937	16,024	38.99

<b>Period Ending</b>	<b>09/30/24</b>	<b>12/31/23</b>	<b>09/30/23</b>	<b>12/31/22</b>	<b>\$ Change 12 MTHS</b>	<b>% Change 12 MTHS</b>
Net Earnings	2,676	3,566	2,704	3,727	(28)	(1.04)
Interest Income	23,497	26,129	18,796	18,530	4,701	25.01
Interest Expense	7,791	6,583	4,306	753	3,485	80.93
Net Interest Income	15,706	19,546	14,490	17,777	1,216	8.39
Prov for Credit Losses	564	921	654	820	(90)	(13.76)
Noninterest income	4,146	5,144	3,851	4,420	295	7.66
Gain on Sale of Securities	-	-	-	-	-	NA
Noninterest Expense	15,805	19,072	14,050	16,273	1,755	12.49
Net Operating Income	3,483	4,697	3,637	5,104	(154)	(4.23)
Income Taxes	836	1,149	880	1,314	(44)	(5.00)



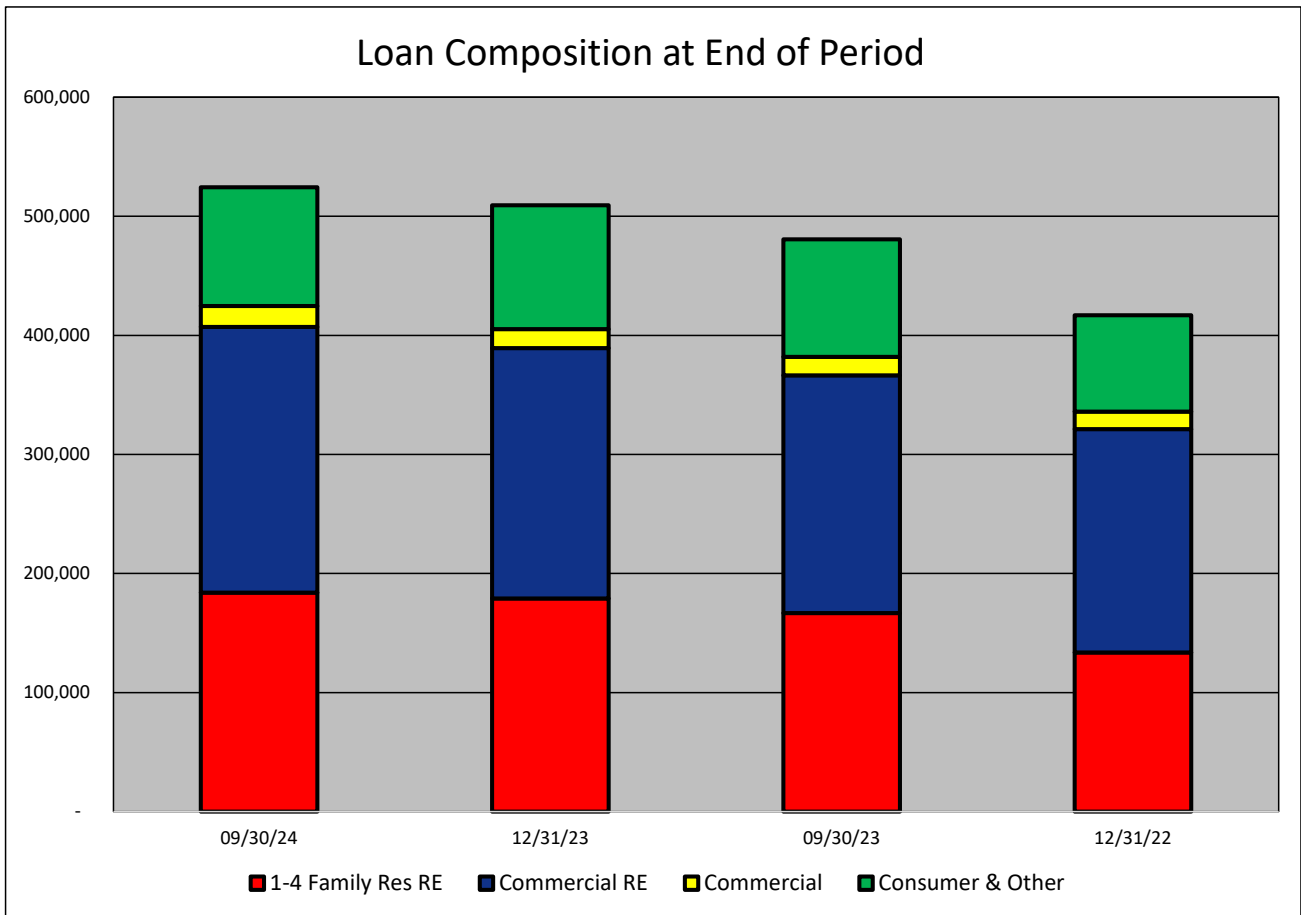
**SECURITIES COMPOSITION - Terrabank, National Association**  
(Dollars in Thousands)

As of:	09/30/24	12/31/23	09/30/23	12/31/22	\$ Change 12 MTHS	% Change 12 MTHS
<b>SECURITIES CATEGORY:</b>						
US Treasury	52,801	52,647	53,151	60,429	(350)	(0.66)
State & Munip	22,713	22,405	21,676	22,162	1,037	4.78
Mortgage backed	49,716	53,188	52,117	59,612	(2,401)	(4.61)
Equities	-	-	-	-	-	NA
Agency	94,502	91,316	88,351	89,162	6,151	6.96
Other	531	509	483	490	48	9.94
<b>Total Securities</b>	<b>220,263</b>	<b>220,065</b>	<b>215,778</b>	<b>231,855</b>	<b>4,485</b>	<b>2.08</b>



**LOAN PORTFOLIO COMPOSITION - Terrabank, National Association**  
(Dollars in Thousands)

As of:	09/30/24	12/31/23	09/30/23	12/31/22	\$ Change 12 MTHS	% Change 12 MTHS
<b>LOAN CATEGORY:</b>						
1-4 Family Res RE	183,830	178,944	166,773	133,716	17,057	10.23
Commercial RE	223,308	210,377	199,532	187,517	23,776	11.92
Commercial	17,513	15,986	15,572	14,627	1,941	12.46
Consumer & Other	99,802	103,994	98,708	80,914	1,094	1.11
Loans, Net	524,453	509,301	480,585	416,774	43,868	9.13



**LOAN PORTFOLIO QUALITY - Terrabank, National Association**  
(Dollars in Thousands)

As of:	09/30/24	12/31/23	09/30/23	12/31/22	\$ Change 12 MTHS	% Change 12 MTHS
--------	----------	----------	----------	----------	----------------------	---------------------

**ALLOWANCE FOR CREDIT LOSSES (LOANS):**

Beginning Balance	6,479	4,639	4,639	3,821	1,840	39.66
Total Recoveries	8	2	1	-	7	700.00
Total Charge-offs	14	33	26	2	(12)	(46.15)
Provision Expense	564	921	654	820	(90)	(13.76)
Writedown Transfer Loans HFS	-	-	-	-	-	NA
Adjustments	-	950	950	-	(950)	(100.00)
Ending Balance	7,037	6,479	6,218	4,639	819	13.17

**NON-PERFORMING ASSETS:**

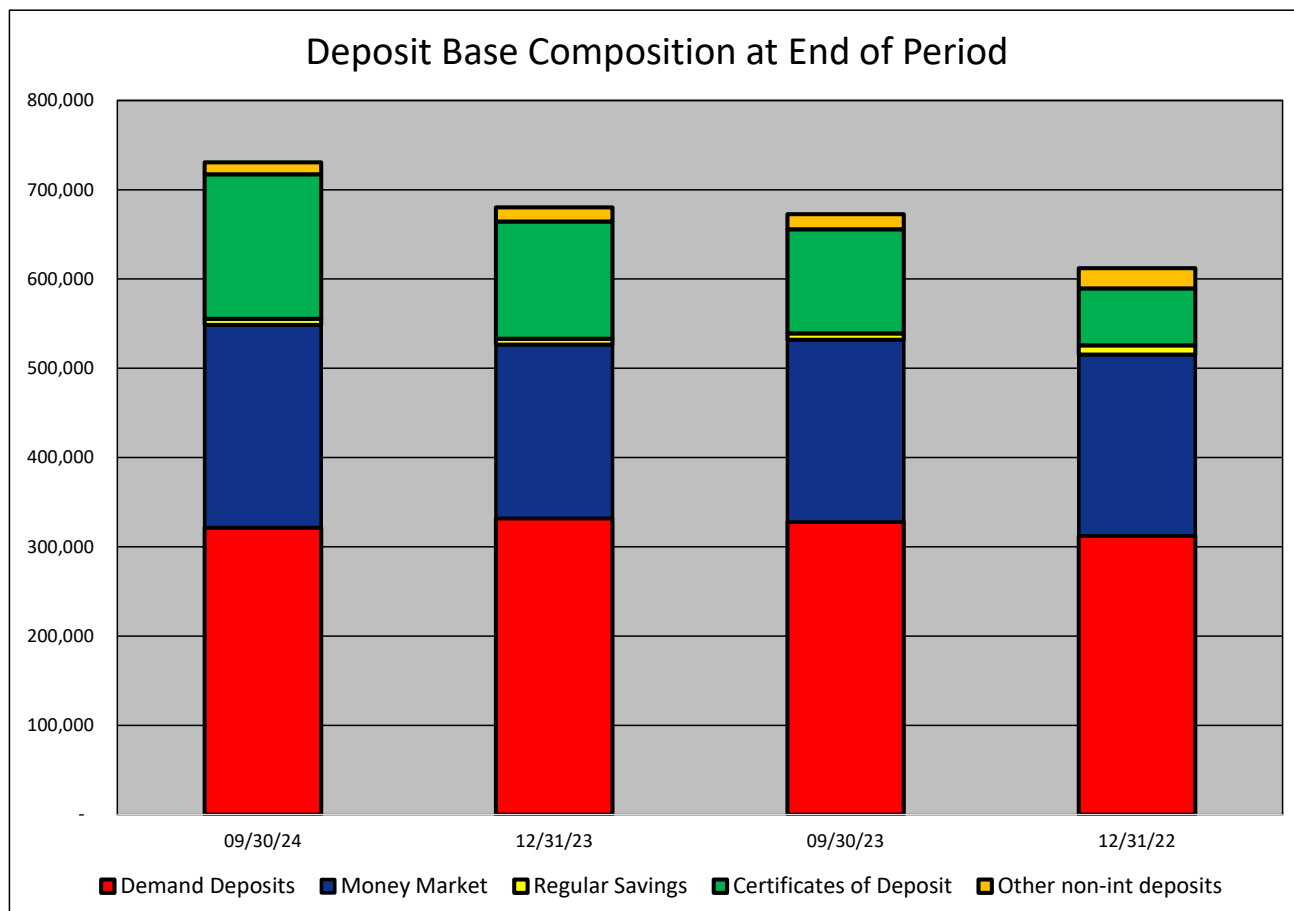
Total-90+ Days Past Due	-	-	-	-	-	NA
Total-Nonaccrual	5,638	965	413	670	5,225	1,265.13
Foreclosed Real Estate	-	-	-	-	-	NA
Total Non-perf Assets	5,638	965	413	670	5,225	1,265.13

**DEPOSIT BASE COMPOSITION - Terrabank, National Association**  
(Dollars in Thousands)

As of:	09/30/24	12/31/23	09/30/23	12/31/22	\$ Change 12 MTHS	% Change 12 MTHS
--------	----------	----------	----------	----------	----------------------	---------------------

**DEPOSIT BASE CATEGORY:**

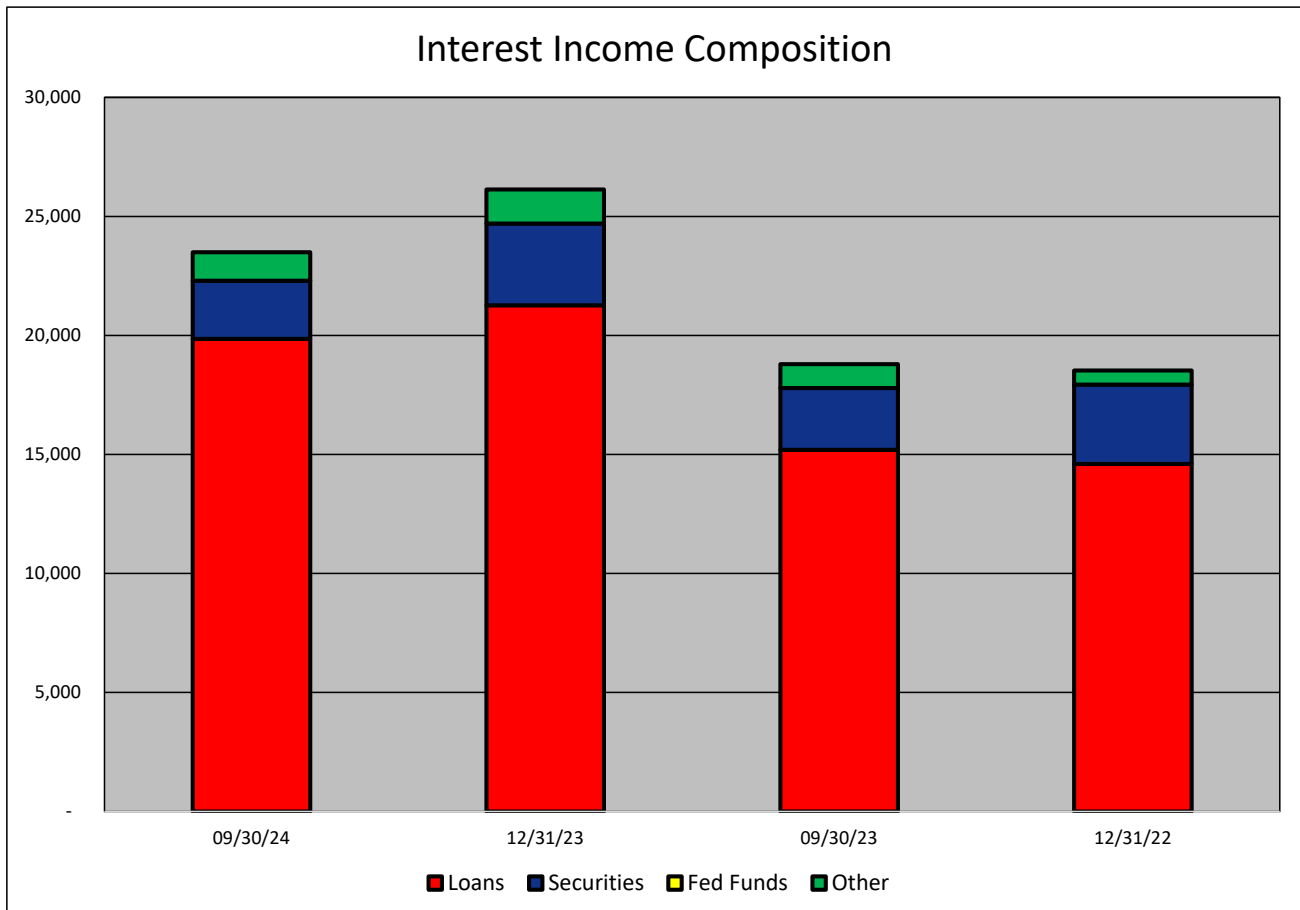
Demand Deposits	321,491	331,945	327,725	312,247	(6,234)	(1.90)
Money Market	227,103	194,584	204,187	203,204	22,916	11.22
Regular Savings	6,853	6,533	7,069	10,328	(216)	(3.06)
Certificates of Deposit	161,814	131,401	116,730	63,663	45,084	38.62
Other non-int deposits	13,301	15,718	16,954	22,608	(3,653)	(21.55)
<b>Total Deposits</b>	<b>730,562</b>	<b>680,181</b>	<b>672,665</b>	<b>612,050</b>	<b>57,897</b>	<b>8.61</b>





**INTEREST INCOME COMPOSITION- Terrabank, National Association**  
(Dollars in Thousands)

As of:	09/30/24	12/31/23	09/30/23	12/31/22	\$ Change 12 MTHS	% Change 12 MTHS
<b>INTEREST INCOME CATEGORY</b>						
Loans	19,857	21,270	15,189	14,603	4,668	30.73
Securities	2,436	3,429	2,598	3,335	(162)	(6.24)
Fed Funds	-	-	-	-	-	NA
Other	1,204	1,430	1,009	592	195	19.33
<b>Total Int Income</b>	<b>23,497</b>	<b>26,129</b>	<b>18,796</b>	<b>18,530</b>	<b>4,701</b>	<b>25.01</b>

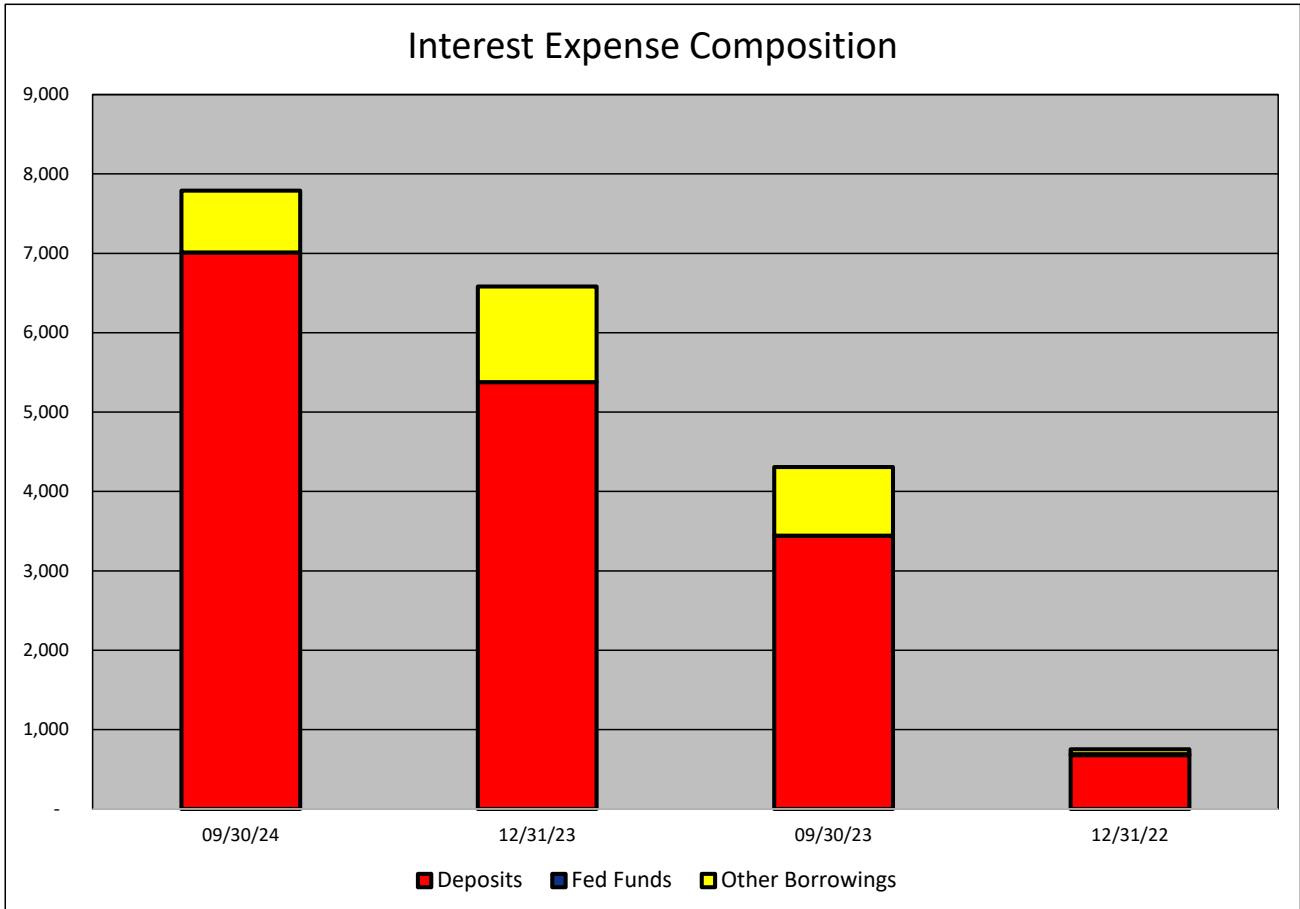


**INTEREST EXPENSE COMPOSITION- Terrabank, National Association**  
(Dollars in Thousands)

As of:	09/30/24	12/31/23	09/30/23	12/31/22	\$ Change 12 MTHS	% Change 12 MTHS
--------	----------	----------	----------	----------	----------------------	---------------------

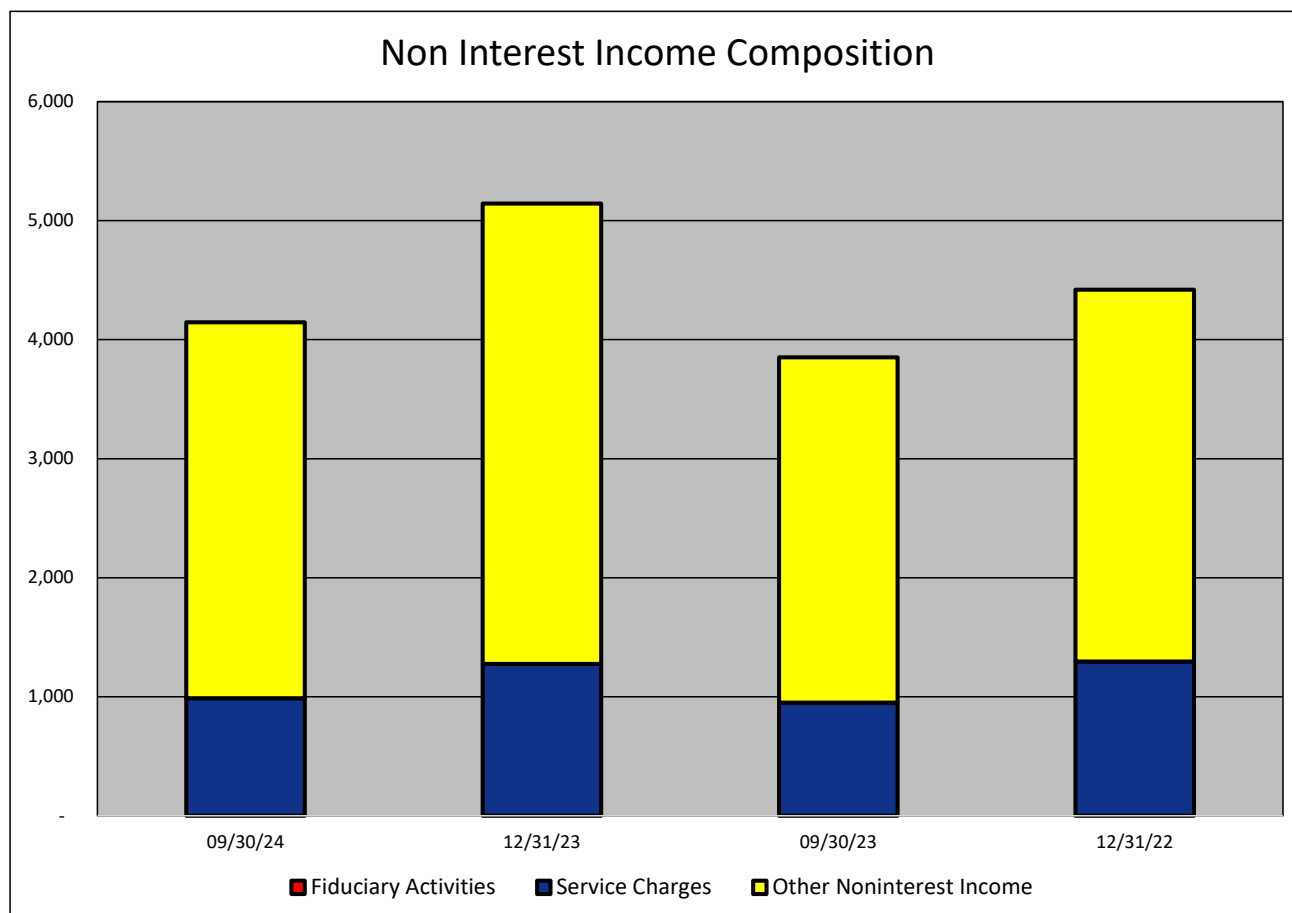
**INTEREST EXPENSE CATEGORY**

Deposits	7,011	5,377	3,443	677	3,568	103.63
Fed Funds	-	-	-	13	-	NA
Other Borrowings	780	1,206	863	63	(83)	(9.62)
<b>Total Int Expense</b>	<b>7,791</b>	<b>6,583</b>	<b>4,306</b>	<b>753</b>	<b>3,485</b>	<b>80.93</b>



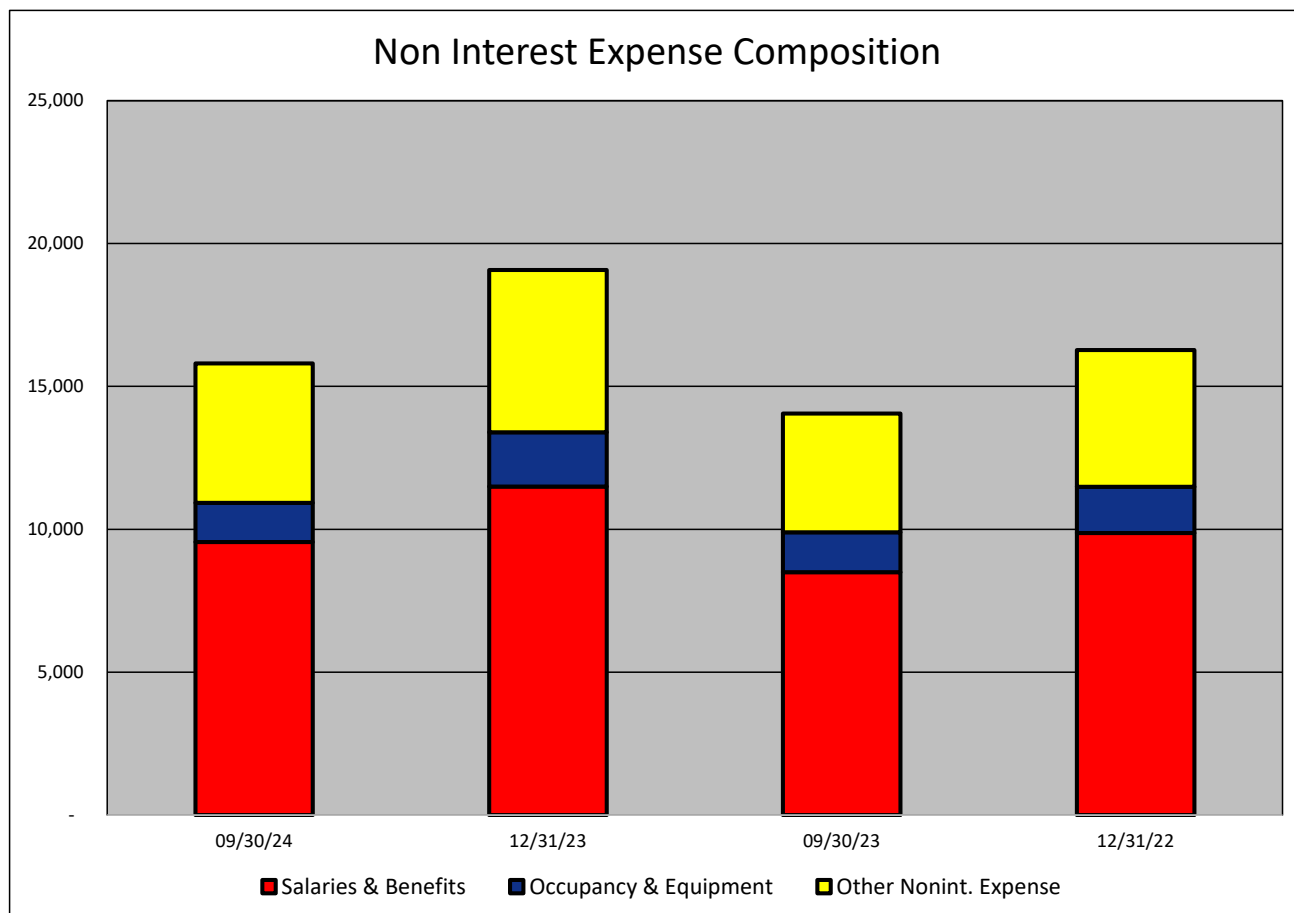
**NONINTEREST INCOME COMPOSITION- Terrabank, National Association**  
(Dollars in Thousands)

As of:	09/30/24	12/31/23	09/30/23	12/31/22	\$ Change 12 MTHS	% Change 12 MTHS
<b>NONINTEREST INCOME CATEGORY</b>						
Fiduciary Activities	-	-	-	-	-	NA
Service Charges	988	1,275	951	1,297	37	3.89
Other Noninterest Income	3,158	3,869	2,900	3,123	258	8.90
<b>Total Nonint. Income</b>	<b>4,146</b>	<b>5,144</b>	<b>3,851</b>	<b>4,420</b>	<b>295</b>	<b>7.66</b>



**NONINTEREST EXPENSE COMPOSITION- Terrabank, National Association**  
(Dollars in Thousands)

As of:	09/30/24	12/31/23	09/30/23	12/31/22	\$ Change 12 MTHS	% Change 12 MTHS
<b>NONINTEREST EXPENSE CATEGORY</b>						
Salaries & Benefits	9,551	11,499	8,495	9,871	1056	12.43
Occupancy & Equipment	1,372	1,898	1,402	1,620	(30)	(2.14)
Other Nonint. Expense	4,882	5,675	4,153	4,782	729	17.55
<b>Total Nonint. Expense</b>	<b>15,805</b>	<b>19,072</b>	<b>14,050</b>	<b>16,273</b>	<b>1755</b>	<b>12.49</b>



**PEER GROUP COMPARISONS REPORT**  
**South Florida Group**

BALANCE SHEET

Institution name	Total Assets \$'000		% Change in Assets
	This Year	Last Year	
Bradesco Bank	4,713,739	3,764,985	<b>25.20</b>
Gulf Atlantic Bank	169,761	142,036	<b>19.52</b>
Grove Bank & Trust	1,227,526	1,034,565	<b>18.65</b>
International Finance Bank	1,183,764	1,016,234	<b>16.49</b>
Intercredit Bank, National Association	682,614	597,363	<b>14.27</b>
Banesco Usa	4,237,690	3,718,074	<b>13.98</b>
U. S. Century Bank	2,502,813	2,244,512	<b>11.51</b>
Amerant Bank, National Association	10,363,953	9,329,404	<b>11.09</b>
Sunstate Bank	535,929	483,187	<b>10.92</b>
Ocean Bank	6,650,159	6,116,050	<b>8.73</b>
<b>Terrabank, National Association</b>	<b>808,681</b>	<b>744,986</b>	<b>8.55</b>
Pacific National Bank	1,288,649	1,205,236	<b>6.92</b>
Banco Do Brasil Americas	2,841,590	2,735,797	<b>3.87</b>
Interamerican Bank, A Fsb	266,559	262,207	<b>1.66</b>
Bankunited, National Association	35,758,118	35,339,543	<b>1.18</b>
City National Bank Of Florida	26,189,033	26,039,410	<b>0.57</b>
Helm Bank Usa	1,015,891	1,024,654	<b>(0.86)</b>
First State Bank Of The Florida Keys	1,144,917	1,192,712	<b>(4.01)</b>
Eastern National Bank	147,592	199,966	<b>(26.19)</b>

<b>Select Peer Average</b>	<b>5,354,157</b>	<b>5,115,312</b>	<b>7.48</b>
----------------------------	------------------	------------------	-------------

**PEER GROUP COMPARISONS REPORT**  
*South Florida Group*

BALANCE SHEET

Institution name	Total Loans \$000		% Change in Loans
	This Year	Last Year	
Grove Bank & Trust	620,559	428,850	44.70
Banco Do Brasil Americas	1,527,349	1,157,150	31.99
Interamerican Bank, A Fsb	219,690	181,547	21.01
Sunstate Bank	308,852	257,596	19.90
Bradesco Bank	3,518,555	3,004,329	17.12
Helm Bank Usa	599,595	513,214	16.83
Gulf Atlantic Bank	121,119	104,258	16.17
International Finance Bank	1,010,200	871,860	15.87
U. S. Century Bank	1,931,362	1,676,520	15.20
Banesco Usa	3,157,212	2,786,817	13.29
Pacific National Bank	863,314	790,779	9.17
<b>Terrabank, National Association</b>	<b>524,453</b>	<b>480,585</b>	<b>9.13</b>
Ocean Bank	5,381,422	4,957,399	8.55
Amerant Bank, National Association	7,561,963	7,142,596	5.87
Intercredit Bank, National Association	473,803	456,654	3.76
City National Bank Of Florida	18,090,582	17,616,806	2.69
Bankunited, National Association	24,398,703	24,368,677	0.12
First State Bank Of The Florida Keys	815,036	847,676	(3.85)
Eastern National Bank	100,268	123,804	(19.01)

<b>Select Peer Average</b>	3,748,634	3,566,690	12.03
----------------------------	-----------	-----------	-------

**PEER GROUP COMPARISONS REPORT**  
*South Florida Group*

**CAPITAL RATIOS**  
**For the nine months ended September 30, 2024**

Institution name	Equity/ Assets	Leverage Ratio	Tier 1 Risk- based Ratio	Risk based Capital Ratio	Common Equity Tier 1 Capital Ratio
Interamerican Bank, A Fsb	13.46	<b>13.37</b>	18.58	19.84	18.58
Banesco Usa	11.89	<b>12.84</b>	0.00	0.00	0.00
Bradesco Bank	10.92	<b>11.71</b>	18.05	19.19	18.05
Pacific National Bank	11.25	<b>11.59</b>	15.89	16.61	15.89
Helm Bank Usa	9.58	<b>11.50</b>	30.08	31.34	30.08
Sunstate Bank	12.64	<b>11.21</b>	14.20	14.85	14.20
Grove Bank & Trust	10.12	<b>10.36</b>	17.13	18.38	17.13
City National Bank Of Florida	9.80	<b>10.34</b>	14.11	15.10	14.11
Banco Do Brasil Americas	10.25	<b>10.25</b>	24.06	25.32	24.06
Ocean Bank	9.60	<b>10.21</b>	11.68	12.94	11.68
First State Bank Of The Florida Keys	9.49	<b>10.07</b>	16.04	17.29	16.04
Intercredit Bank, National Association	8.17	<b>9.99</b>	13.99	15.25	13.99
Bankunited, National Association	9.11	<b>9.59</b>	13.63	14.55	13.63
International Finance Bank	9.23	<b>9.47</b>	12.45	13.70	12.45
Amerant Bank, National Association	9.03	<b>9.34</b>	11.03	12.04	11.03
U. S. Century Bank	8.44	<b>9.28</b>	11.93	13.14	11.93
Gulf Atlantic Bank	7.63	<b>8.73</b>	10.30	11.17	10.30
Terrabank, National Association	7.06	<b>8.57</b>	14.31	15.67	10.54
Eastern National Bank	8.34	<b>8.06</b>	12.54	13.80	12.54

<b>Select Peer Average</b>	9.79	10.34	14.74	15.80	14.54
----------------------------	------	-------	-------	-------	-------

**PEER GROUP COMPARISONS REPORT**  
*South Florida Group*

**BALANCE SHEET RATIOS**  
For the nine months ended September 30, 2024

Institution name	Loans/ Deposits	Gross Loans/ Assets	Securities/ Assets
Interamerican Bank, A Fsb	<b>97.73</b>	82.42	0.00
Ocean Bank	<b>96.72</b>	80.92	11.86
International Finance Bank	<b>94.90</b>	85.34	6.42
Banesco Usa	<b>92.61</b>	74.50	15.81
Amerant Bank, National Association	<b>92.02</b>	72.96	14.25
U. S. Century Bank	<b>89.80</b>	77.17	17.04
Bradesco Bank	<b>88.10</b>	74.64	8.58
Intercredit Bank, National Association	<b>87.74</b>	69.41	25.55
City National Bank Of Florida	<b>87.35</b>	69.08	25.00
Bankunited, National Association	<b>86.54</b>	68.23	25.42
Gulf Atlantic Bank	<b>85.63</b>	71.35	10.93
Pacific National Bank	<b>83.78</b>	66.99	18.76
First State Bank Of The Florida Keys	<b>82.50</b>	71.19	26.23
Eastern National Bank	<b>76.91</b>	67.94	0.71
<b>Terrabank, National Association</b>	<b>71.79</b>	<b>64.85</b>	<b>27.24</b>
Sunstate Bank	<b>70.76</b>	57.63	14.54
Helm Bank Usa	<b>66.03</b>	59.02	38.25
Grove Bank & Trust	<b>65.18</b>	50.55	29.72
Banco Do Brasil Americas	<b>60.22</b>	53.75	36.06

<b>Select Peer Average</b>	<b>82.96</b>	<b>69.37</b>	<b>18.55</b>
----------------------------	--------------	--------------	--------------



**PEER GROUP COMPARISONS REPORT**  
*South Florida Group*

**PROFITABILITY RATIOS**  
For the nine months ended September 30, 2024

Institution name	Avg Total Assets (\$000)	Return on Avg Assets	Return on Avg Equity
Banco Do Brasil Americas	2,848,729	<b>1.69</b>	18.11
International Finance Bank	1,120,490	<b>1.36</b>	14.59
Banesco Usa	4,103,727	<b>1.10</b>	9.56
U. S. Century Bank	2,517,593	<b>1.01</b>	12.84
Ocean Bank	6,430,119	<b>0.94</b>	9.89
Pacific National Bank	1,248,412	<b>0.92</b>	8.19
Interamerican Bank, A Fsb	264,515	<b>0.79</b>	5.95
Bradesco Bank	4,257,149	<b>0.76</b>	6.47
First State Bank Of The Florida Keys	1,235,316	<b>0.73</b>	8.78
Bankunited, National Association	35,809,045	<b>0.73</b>	8.35
Helm Bank Usa	1,103,881	<b>0.72</b>	9.11
Sunstate Bank	514,182	<b>0.62</b>	4.87
<b>Terrabank, National Association</b>	<b>810,469</b>	<b>0.44</b>	<b>6.94</b>
Gulf Atlantic Bank	153,219	<b>0.29</b>	3.68
City National Bank Of Florida	26,922,680	<b>0.21</b>	2.34
Grove Bank & Trust	1,162,222	<b>0.10</b>	0.91
Amerant Bank, National Association	9,884,804	<b>(0.32)</b>	(3.75)
Intercredit Bank, National Association	612,469	<b>(1.65)</b>	(20.75)
Eastern National Bank	167,107	<b>(3.20)</b>	(37.30)

<b>Select Peer Average</b>	5,324,533	0.38	3.62
----------------------------	-----------	------	------

**PEER GROUP COMPARISONS REPORT**  
*South Florida Group*

**PROFITABILITY RATIOS**  
**For the nine months ended September 30, 2024**

Institution name	Noninterest Income/AA	Net Overhead Ratio	Efficiency Ratio	Assets (per million) per Employee
Banco Do Brasil Americas	0.45	1.34	<b>42.99</b>	10.97
International Finance Bank	0.59	1.84	<b>53.83</b>	10.12
U. S. Century Bank	0.51	1.24	<b>54.90</b>	12.64
Pacific National Bank	0.15	1.71	<b>57.82</b>	11.11
Banesco Usa	0.56	1.49	<b>58.41</b>	11.90
Bankunited, National Association	0.26	1.47	<b>59.23</b>	21.44
City National Bank Of Florida	0.41	0.96	<b>61.44</b>	27.68
Bradesco Bank	0.51	1.42	<b>64.60</b>	18.27
Ocean Bank	0.44	2.07	<b>66.19</b>	9.91
Helm Bank Usa	0.50	2.38	<b>68.19</b>	8.19
Amerant Bank, National Association	0.68	2.11	<b>70.33</b>	14.10
Sunstate Bank	0.54	2.27	<b>77.26</b>	7.24
Interamerican Bank, A Fsb	0.25	3.35	<b>78.93</b>	3.55
<b>Terrabank, National Association</b>	<b>0.68</b>	<b>1.92</b>	<b>79.60</b>	<b>6.68</b>
First State Bank Of The Florida Keys	0.33	2.12	<b>79.73</b>	6.43
Gulf Atlantic Bank	0.25	2.69	<b>84.40</b>	6.53
Grove Bank & Trust	0.85	1.86	<b>96.33</b>	10.86
Intercredit Bank, National Association	0.15	3.62	<b>162.13</b>	5.51
Eastern National Bank	0.34	6.70	<b>216.50</b>	2.68

<b>Select Peer Average</b>	0.44	2.24	80.67	10.83
----------------------------	------	------	-------	-------

**PEER GROUP COMPARISONS REPORT**  
*South Florida Group*

**ASSET QUALITY RATIOS**  
For the nine months ended September 30, 2024

Institution name	Allowance/ Loans	Nonperf Loans/ Total Loans	Nonperf Assets/ Total Assets	Adjusted Texas Ratio
Grove Bank & Trust	1.73	0.00	<b>0.00</b>	0.00
Gulf Atlantic Bank	0.98	0.00	<b>0.00</b>	0.00
Pacific National Bank	0.70	0.02	<b>0.02</b>	0.13
Sunstate Bank	0.88	0.04	<b>0.02</b>	0.20
Ocean Bank	1.41	0.04	<b>0.04</b>	0.40
U. S. Century Bank	1.19	0.14	<b>0.11</b>	1.16
First State Bank Of The Florida Keys	1.15	0.17	<b>0.12</b>	1.17
Bradesco Bank	1.01	0.16	<b>0.12</b>	1.05
Banco Do Brasil Americas	1.47	0.31	<b>0.17</b>	1.56
International Finance Bank	1.30	0.29	<b>0.25</b>	2.44
Banesco Usa	1.09	0.48	<b>0.35</b>	2.79
Intercredit Bank, National Association	1.59	0.70	<b>0.48</b>	5.22
City National Bank Of Florida	0.98	0.64	<b>0.51</b>	4.99
Helm Bank Usa	1.72	1.01	<b>0.59</b>	5.62
<b>Terrabank, National Association</b>	<b>1.34</b>	<b>1.08</b>	<b>0.70</b>	<b>8.79</b>
Interamerican Bank, A Fsb	2.39	1.44	<b>1.18</b>	7.68
Amerant Bank, National Association	1.06	1.52	<b>1.25</b>	12.99
Bankunited, National Association	0.94	1.86	<b>1.28</b>	7.59
Eastern National Bank	1.58	2.86	<b>1.94</b>	20.65

<b>Select Peer Average</b>	1.29	0.67	0.48	4.44
----------------------------	------	------	------	------

**PEER GROUP COMPARISONS REPORT**  
*South Florida Group*

**STATEMENT OF CONDITION (% OF ASSETS)**  
**For the nine months ended September 30, 2024**

Institution name	Cash & Nointerest bearing Deps	Interest- bearing Bal	Fed Funds Sold & Repos	Held to Maturity Secs	Available for Sale Secs
Eastern National Bank	<b>2.53</b>	26.34	0.00	0.00	0.71
Bradesco Bank	<b>1.23</b>	12.92	0.00	1.09	7.41
Sunstate Bank	<b>1.13</b>	10.52	12.07	0.00	14.54
Pacific National Bank	<b>1.09</b>	9.57	0.00	0.00	18.76
<b>Terrabank, National Association</b>	<b>1.07</b>	4.12	0.00	0.00	27.17
First State Bank Of The Florida Keys	<b>0.65</b>	0.21	0.00	9.08	17.16
Helm Bank Usa	<b>0.58</b>	1.03	0.00	0.00	38.16
Ocean Bank	<b>0.56</b>	3.06	0.00	2.66	9.17
Gulf Atlantic Bank	<b>0.50</b>	11.02	0.00	1.68	9.25
Grove Bank & Trust	<b>0.49</b>	15.31	0.00	20.30	9.12
Amerant Bank, National Association	<b>0.48</b>	5.93	0.00	0.00	14.23
City National Bank Of Florida	<b>0.47</b>	1.07	0.00	10.29	14.53
Interamerican Bank, A Fsb	<b>0.45</b>	15.87	0.00	0.00	0.00
BanESCO Usa	<b>0.33</b>	4.98	0.00	4.39	11.28
U. S. Century Bank	<b>0.28</b>	1.25	0.00	6.67	10.37
Intercredit Bank, National Association	<b>0.25</b>	2.90	0.00	0.00	25.55
Banco Do Brasil Americas	<b>0.24</b>	9.05	0.09	0.00	35.74
International Finance Bank	<b>0.15</b>	7.41	0.00	0.51	5.72
BankUnited, National Association	<b>0.04</b>	2.45	0.00	0.03	25.40

<b>Select Peer Average</b>	0.66	7.63	0.64	2.98	15.49
----------------------------	------	------	------	------	-------

**PEER GROUP COMPARISONS REPORT**  
*South Florida Group*

**STATEMENT OF CONDITION (% OF ASSETS)**  
**For the nine months ended September 30, 2024**

Institution name	Net Loans & Leases	Premises & Fixed Assets	Total Real Estate Owned	Intangible Assets
International Finance Bank	<b>84.23</b>	0.36	0.00	0.05
Interamerican Bank, A Fsb	<b>80.45</b>	2.34	0.00	0.00
Ocean Bank	<b>79.77</b>	1.21	0.01	0.02
U. S. Century Bank	<b>76.25</b>	0.55	0.00	0.00
Bradesco Bank	<b>73.89</b>	0.90	0.00	0.01
Banesco Usa	<b>73.69</b>	0.72	0.00	0.00
Gulf Atlantic Bank	<b>70.65</b>	3.45	0.00	0.00
First State Bank Of The Florida Keys	<b>70.33</b>	0.93	0.00	0.00
Intercredit Bank, National Association	<b>68.31</b>	0.80	0.00	0.00
City National Bank Of Florida	<b>68.25</b>	0.27	0.06	0.35
Bankunited, National Association	<b>67.59</b>	0.35	0.01	0.22
Eastern National Bank	<b>66.87</b>	2.43	0.00	0.00
Pacific National Bank	<b>66.52</b>	2.41	0.00	0.02
Amerant Bank, National Association	<b>66.43</b>	1.42	0.14	0.22
<b>Terrabank, National Association</b>	<b>63.98</b>	<b>0.69</b>	<b>0.00</b>	<b>0.00</b>
Helm Bank Usa	<b>58.00</b>	0.47	0.00	0.00
Sunstate Bank	<b>57.12</b>	1.12	0.00	1.53
Banco Do Brasil Americas	<b>52.96</b>	0.19	0.00	0.37
Grove Bank & Trust	<b>49.68</b>	1.22	0.00	0.00

<b>Select Peer Average</b>	68.16	1.15	0.01	0.15
----------------------------	-------	------	------	------

**PEER GROUP COMPARISONS REPORT**  
*South Florida Group*

**STATEMENT OF CONDITION (% OF TOTAL FUNDING SOURCES)**  
**For the nine months ended September 30, 2024**

Institution name	Non Interest Bearing Deps	Interest Bearing Deps	Total Deps	Total Fed Funds & Repos	Other Borrowed Money
Terrabank, National Association	<b>56.81</b>	41.18	97.99	0.00	2.01
International Finance Bank	<b>48.20</b>	51.80	100.00	0.00	0.00
Helm Bank Usa	<b>44.57</b>	55.43	100.00	0.00	0.00
Banco Do Brasil Americas	<b>40.71</b>	59.22	99.94	0.00	0.06
Banesco Usa	<b>33.49</b>	58.92	92.41	0.00	7.59
Ocean Bank	<b>29.50</b>	64.51	94.00	0.00	6.00
U. S. Century Bank	<b>29.15</b>	65.65	94.80	0.00	5.20
Bankunited, National Association	<b>25.07</b>	63.59	88.66	0.00	11.34
Sunstate Bank	<b>25.05</b>	69.12	94.17	0.00	5.83
First State Bank Of The Florida Keys	<b>24.45</b>	71.80	96.25	1.43	2.33
Interamerican Bank, A Fsb	<b>23.77</b>	75.72	99.49	0.00	0.51
Grove Bank & Trust	<b>23.51</b>	63.67	87.18	1.38	11.45
Gulf Atlantic Bank	<b>23.09</b>	69.70	92.78	0.00	7.22
Bradesco Bank	<b>20.99</b>	75.87	96.86	0.00	3.14
City National Bank Of Florida	<b>19.40</b>	69.58	88.98	0.12	10.89
Eastern National Bank	<b>18.32</b>	81.55	99.88	0.12	0.00
Pacific National Bank	<b>17.47</b>	74.50	91.97	0.00	8.03
Amerant Bank, National Association	<b>16.26</b>	73.72	89.98	0.00	10.02
Intercredit Bank, National Association	<b>12.10</b>	74.86	86.96	0.00	13.04

<b>Select Peer Average</b>	28.00	66.34	94.33	0.16	5.51
----------------------------	-------	-------	-------	------	------

**PEER GROUP COMPARISONS REPORT**  
*South Florida Group*

**YIELDS, COSTS & SPREADS - ASSET YIELDS**  
For the nine months ended September 30, 2024

Institution name	Yield on Earning Assets	Cost of Funds	Net Interest Margin	Avg Earning Assets/AA
Interamerican Bank, A Fsb	5.99	2.59	<b>4.32</b>	99.78
International Finance Bank	5.57	3.26	<b>3.96</b>	99.10
Helm Bank Usa	4.89	1.99	<b>3.95</b>	92.82
Banco Do Brasil Americas	5.44	3.39	<b>3.77</b>	98.57
Amerant Bank, National Association	6.39	3.66	<b>3.54</b>	93.48
Ocean Bank	5.93	3.91	<b>3.48</b>	96.34
Gulf Atlantic Bank	6.46	3.76	<b>3.47</b>	92.98
Sunstate Bank	6.03	4.28	<b>3.26</b>	95.06
Pacific National Bank	6.22	4.07	<b>3.22</b>	95.41
Banesco Usa	5.81	4.51	<b>3.07</b>	96.15
Eastern National Bank	5.67	3.47	<b>3.06</b>	95.05
U. S. Century Bank	5.37	3.80	<b>2.80</b>	95.65
First State Bank Of The Florida Keys	4.75	3.02	<b>2.76</b>	98.84
Bankunited, National Association	5.62	3.45	<b>2.71</b>	96.57
<b>Terrabank, National Association</b>	<b>3.98</b>	<b>2.49</b>	<b>2.66</b>	<b>97.04</b>
Bradesco Bank	6.04	4.43	<b>2.59</b>	95.41
Intercredit Bank, National Association	5.36	4.24	<b>2.17</b>	100.04
Grove Bank & Trust	4.44	3.55	<b>2.01</b>	96.64
City National Bank Of Florida	4.98	3.27	<b>1.92</b>	95.50
<b>Select Peer Average</b>	<b>5.52</b>	<b>3.53</b>	<b>2.70</b>	<b>96.34</b>