

Surety Bank

Deland, FL

Established

1/1/1926

Florida Bank and Thrift Performance Report

Table of Contents

Title	Page
PEER GROUP POSITION	1
EXECUTIVE SUMMARY	2
SELECTED FINANCIAL DATA	3
SECURITIES COMPOSITION	4
LOAN PORTFOLIO COMPOSITION	5
LOAN PORTFOLIO QUALITY	6
DEPOSIT BASE COMPOSITION	7
INTEREST INCOME COMPOSITION	8
INTEREST EXPENSE COMPOSITION	9
NONINTEREST INCOME COMPOSITION	10
NONINTEREST EXPENSE COMPOSITION	11
PEER GROUP COMPARISONS REPORT	12-22

FLORIDA BANKING TEAM

Ted Hacker, Steve Kania, Robert Brink, David Ajvazi, Erica Hines, Sacha Widmaier, Anthony Hagbartsen, Madeline Bogumil, Phillip Berdeguer, Andrew Joyce, Mai Tran, Meranda Joseph, Patricia Romero, Vanessa Hossler, Adam McCord, Allyson Wiitala, Jacob Ingram, Rachel Jean, Brendan Yosko, Martha Zubia, Stephanie Flores, Joshua Koelsch, Krishna Reddy, Jacob Frantzen, Sander Ocasio, Brian Katz, Nicholas Singh, Martin Gonzalez

Information contained herein was obtained from FIS is believed to be reliable however, accuracy is not guaranteed and all peer and state averages are simple averages.

PEER GROUP POSITION
For the
Central Florida Group

For the nine months ended September 30, 2024

Institution name	Total Assets (\$'000's)
Southstate Bank, National Association	46,071,510
Citizens First Bank	3,899,117
Crews Bank & Trust	2,129,178
Cogent Bank	1,926,188
Citizens Bank And Trust	1,363,784
Bank Of Central Florida	1,117,421
United Southern Bank	852,835
Winter Park National Bank	845,000
Mainstreet Community Bank Of Florida	839,200
Axiom Bank, National Association	815,136
First Bank	729,021
Heartland National Bank	723,390
Sunrise Bank	577,407
The First National Bank Of Mount Dora	358,220
First Colony Bank Of Florida	316,544
Surety Bank	205,765
Commerce Bank & Trust	172,375
First National Bank Of Wauchula	90,799

Institution name	Return on Avg Assets (%)
Surety Bank	2.64
Crews Bank & Trust	1.68
Heartland National Bank	1.62
First Colony Bank Of Florida	1.58
Cogent Bank	1.36
First Bank	1.25
Southstate Bank, National Association	1.19
Bank Of Central Florida	1.10
First National Bank Of Wauchula	1.00
Sunrise Bank	0.97
Winter Park National Bank	0.95
Citizens First Bank	0.93
The First National Bank Of Mount Dora	0.90
United Southern Bank	0.77
Commerce Bank & Trust	0.64
Mainstreet Community Bank Of Florida	0.61
Citizens Bank And Trust	0.56
Axiom Bank, National Association	0.51

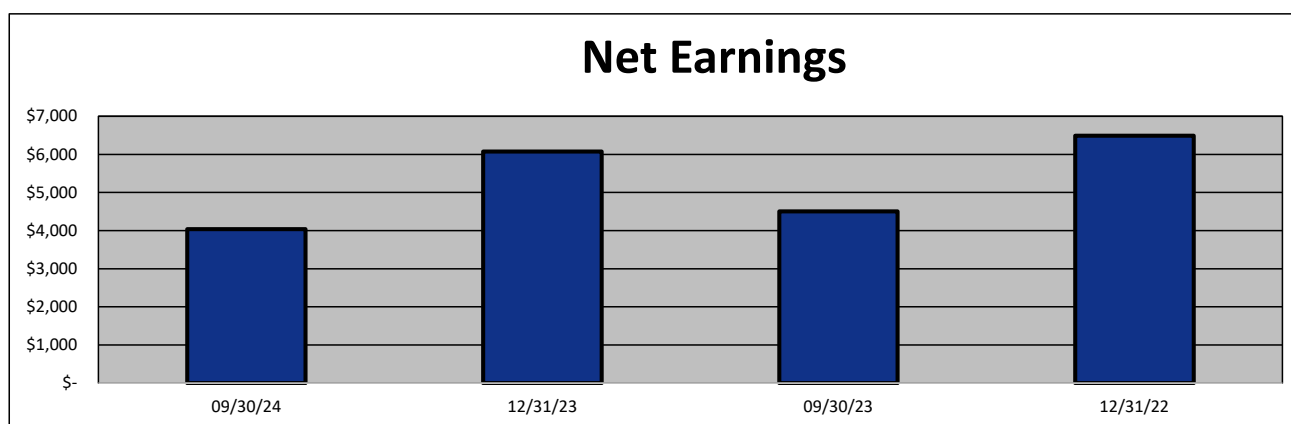
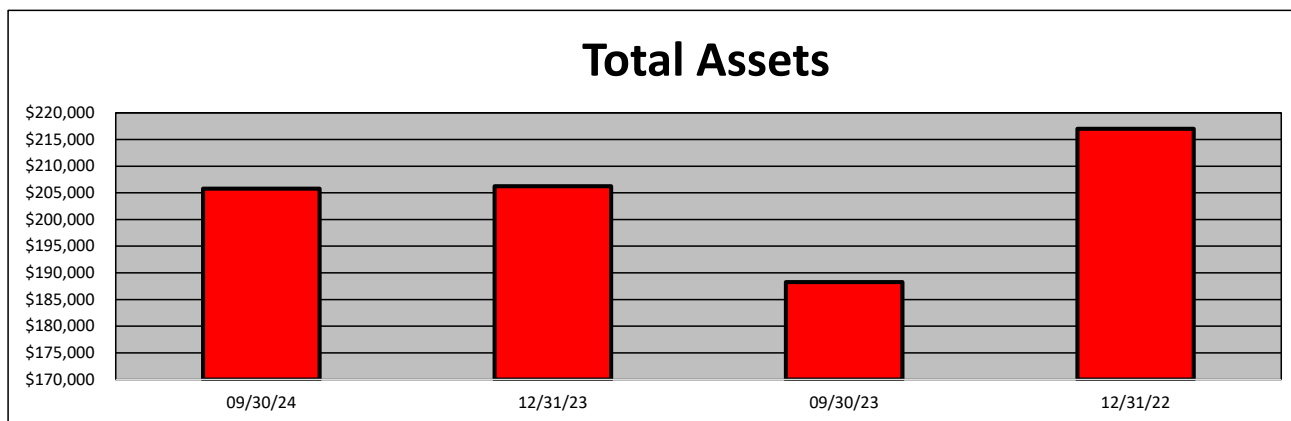
EXECUTIVE SUMMARY - Surety Bank
(Percentage)

Period Ending	09/30/24	12/31/23	09/30/23	12/31/22	State Avg.	Peer Avg.
CAPITAL RATIOS						
Equity/Assets	9.82	9.07	8.00	7.12	9.87	8.59
Leverage Ratio	12.48	12.12	11.86	10.77	10.70	9.77
Tier 1 Cap/Risk Based Assets	24.45	23.72	24.90	22.35	12.49	11.92
Risk Based Ratio	25.53	24.78	25.99	23.35	13.34	12.80
Common Equity Tier 1 Capital Ratio	24.45	23.72	24.90	22.35	12.45	11.92
BALANCE SHEET RATIOS:						
Loan/Deposit Ratio	40.31	43.58	43.75	40.80	75.65	65.71
Loans/Assets	36.13	39.57	39.85	35.59	63.44	58.21
Securities/Assets	15.98	15.87	15.52	14.31	20.01	26.83
PROFITABILITY:						
Return on Avg Assets	2.64	3.13	3.10	3.13	0.75	1.13
Return on Avg Equity	27.98	36.59	37.36	40.83	10.06	15.80
Nonint Income/Avg Assets	3.47	3.77	3.76	3.35	0.79	0.79
Net Overhead Ratio	(0.06)	(0.26)	(0.28)	(0.41)	2.14	1.72
Efficiency Ratio	55.20	51.89	51.95	47.67	72.20	62.63
Assets (per million) per Employee	5.56	5.43	5.09	5.71	10.50	9.19
ASSET QUALITY:						
Allowance/Loans	1.49	1.29	1.34	1.27	1.29	1.49
Nonperforming Loans/Total Loans	0.46	0.48	0.55	1.44	0.55	0.53
Nonperforming Assets/Total Assets	0.17	0.19	0.22	0.51	0.37	0.33
Adjusted Texas Ratio	1.60	1.98	2.55	6.75	3.62	4.36
YIELDS & COSTS:						
Yield on earning assets	5.65	5.29	4.86	4.15	5.49	5.10
Cost of funds	3.12	1.93	1.65	0.40	3.09	2.71
Net interest margin	3.51	3.94	3.76	3.84	2.88	3.31
Avg Earning Assets/Avg Assets	73.61	72.70	74.95	70.75	96.03	95.21

SELECTED FINANCIAL DATA - Surety Bank
(Dollars in Thousands)

As of:	09/30/24	12/31/23	09/30/23	12/31/22	\$ Change 12 MTHS	% Change 12 MTHS
Total Assets	205,765	206,218	188,254	216,989	17,511	9.30
Cash and Equivalents	90,059	84,443	76,490	101,140	13,569	17.74
Securities	32,885	32,726	29,213	31,044	3,672	12.57
Loans, net	74,341	81,604	75,011	77,233	(670)	(0.89)
Deposit Accounts	184,418	187,247	171,453	189,298	12,965	7.56
Fed Funds & Repos	-	-	1,400	-	(1,400)	(100.00)
Total Equity	20,214	18,696	15,061	15,447	5,153	34.21

Period Ending	09/30/24	12/31/23	09/30/23	12/31/22	\$ Change 12 MTHS	% Change 12 MTHS
Net Earnings	4,040	6,075	4,505	6,488	(465)	(10.32)
Interest Income	6,364	7,476	5,299	6,088	1,065	20.10
Interest Expense	2,413	1,908	1,202	455	1,211	100.75
Net Interest Income	3,951	5,568	4,097	5,633	(146)	(3.56)
Prov for Credit Losses	-	-	-	-	-	NA
Noninterest income	5,305	7,326	5,476	6,938	(171)	(3.12)
Gain on Sale of Securities	-	-	-	-	-	NA
Noninterest Expense	5,216	6,819	5,068	6,083	148	2.92
Net Operating Income	4,040	6,075	4,505	6,488	(465)	(10.32)
Income Taxes	-	-	-	-	-	NA

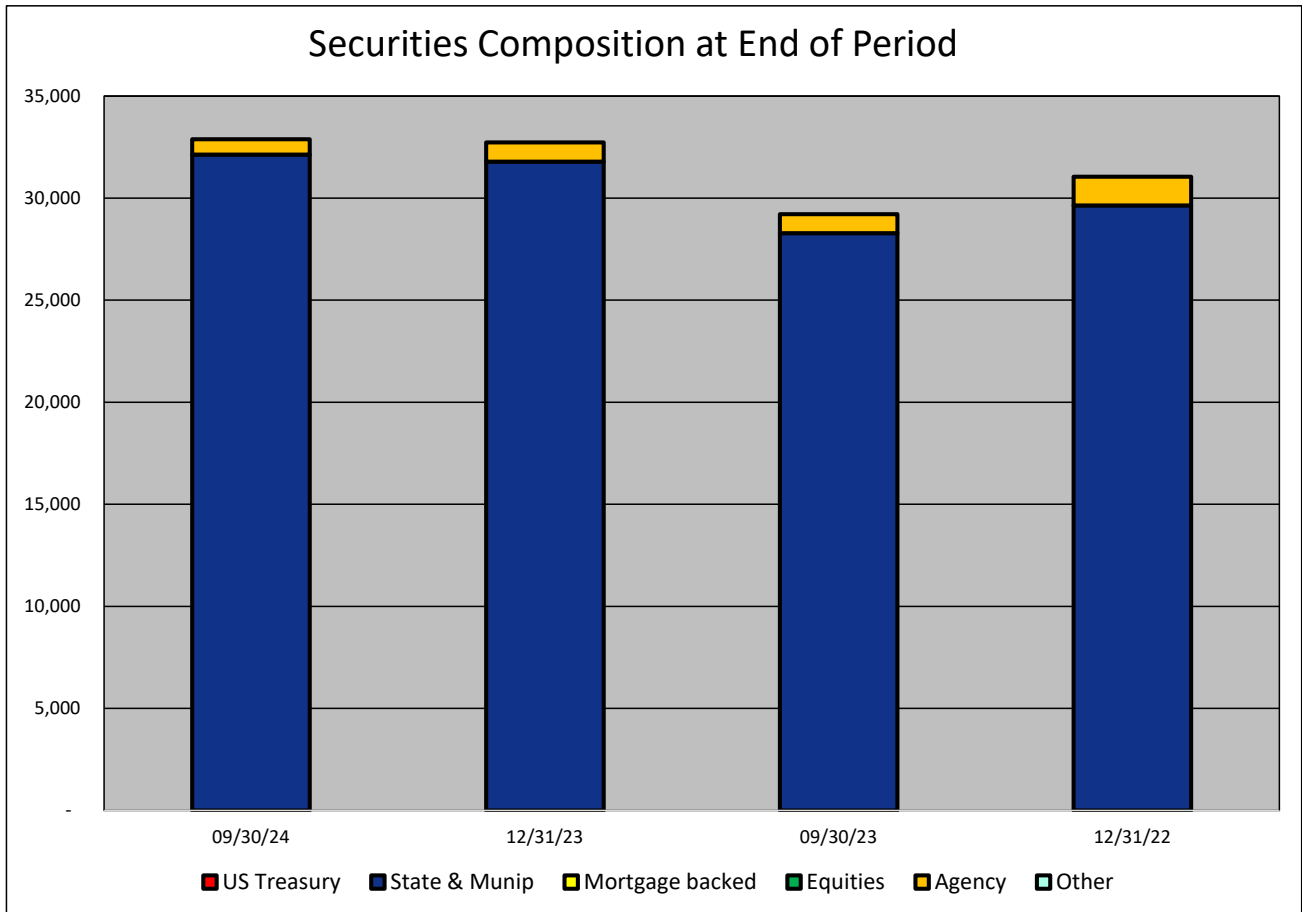


SECURITIES COMPOSITION - Surety Bank
(Dollars in Thousands)

As of:	09/30/24	12/31/23	09/30/23	12/31/22	\$ Change 12 MTHS	% Change 12 MTHS
--------	----------	----------	----------	----------	----------------------	---------------------

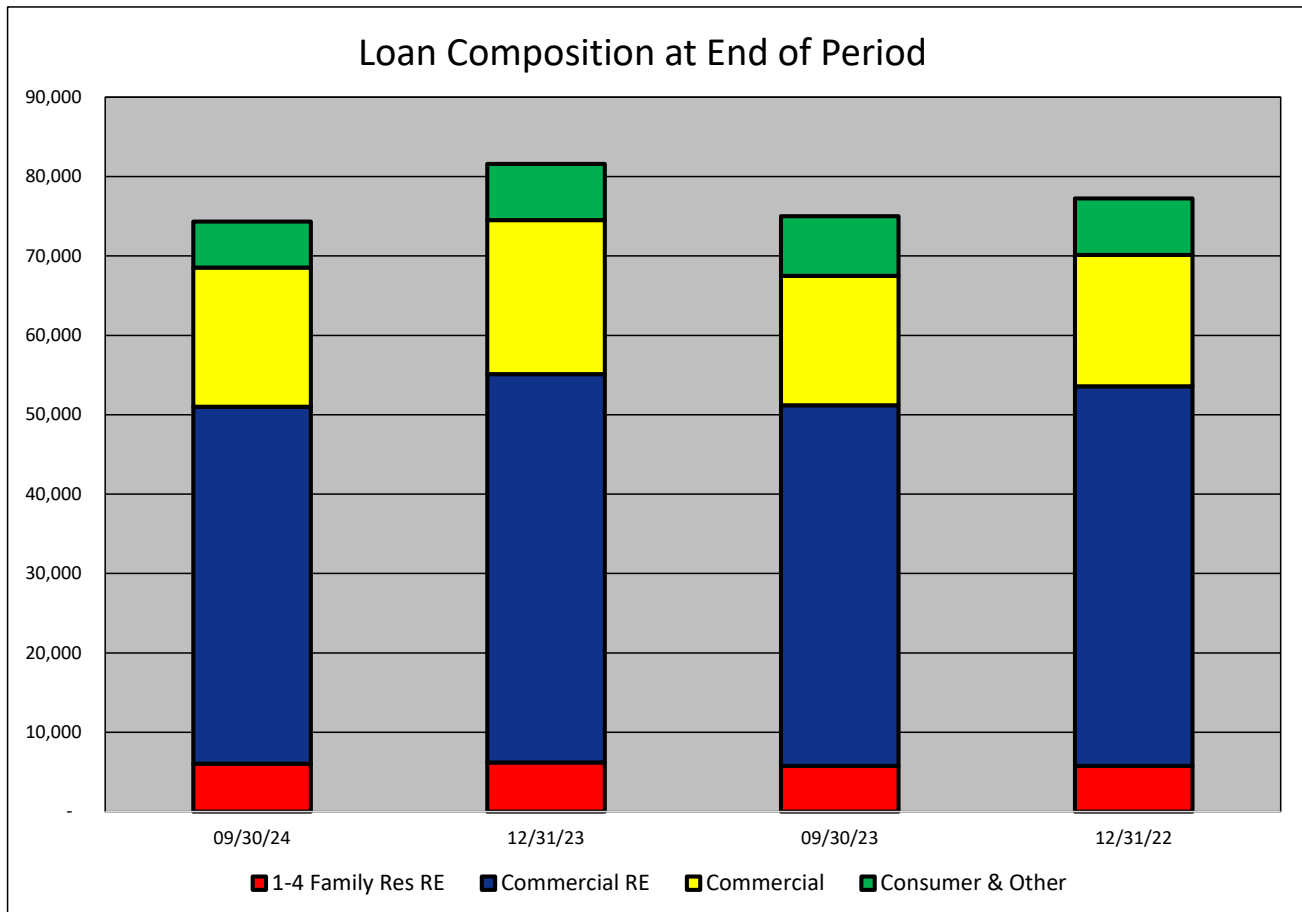
SECURITIES CATEGORY:

US Treasury	-	-	-	-	-	NA
State & Munip	32,137	31,787	28,278	29,643	3,859	13.65
Mortgage backed	-	-	-	-	-	NA
Equities	-	-	-	-	-	NA
Agency	748	939	935	1,401	(187)	(20.00)
Other	-	-	-	-	-	NA
Total Securities	32,885	32,726	29,213	31,044	3,672	12.57



LOAN PORTFOLIO COMPOSITION - Surety Bank
(Dollars in Thousands)

As of:	09/30/24	12/31/23	09/30/23	12/31/22	\$ Change 12 MTHS	% Change 12 MTHS
LOAN CATEGORY:						
1-4 Family Res RE	6,034	6,188	5,761	5,763	273	4.74
Commercial RE	44,980	48,919	45,429	47,830	(449)	(0.99)
Commercial	17,522	19,398	16,310	16,533	1,212	7.43
Consumer & Other	5,805	7,099	7,511	7,107	(1,706)	(22.71)
Loans, Net	74,341	81,604	75,011	77,233	(670)	(0.89)



LOAN PORTFOLIO QUALITY - Surety Bank
(Dollars in Thousands)

As of:	09/30/24	12/31/23	09/30/23	12/31/22	\$ Change 12 MTHS	% Change 12 MTHS
--------	----------	----------	----------	----------	----------------------	---------------------

ALLOWANCE FOR CREDIT LOSSES (LOANS):

Beginning Balance	1,056	977	977	967	79	8.09
Total Recoveries	50	79	29	17	21	72.41
Total Charge-offs	-	-	-	7	-	NA
Provision Expense	-	-	-	-	-	NA
Writedown Transfer Loans HFS	-	-	-	-	-	NA
Adjustments	-	-	-	-	-	NA
Ending Balance	1,106	1,056	1,006	977	100	9.94

NON-PERFORMING ASSETS:

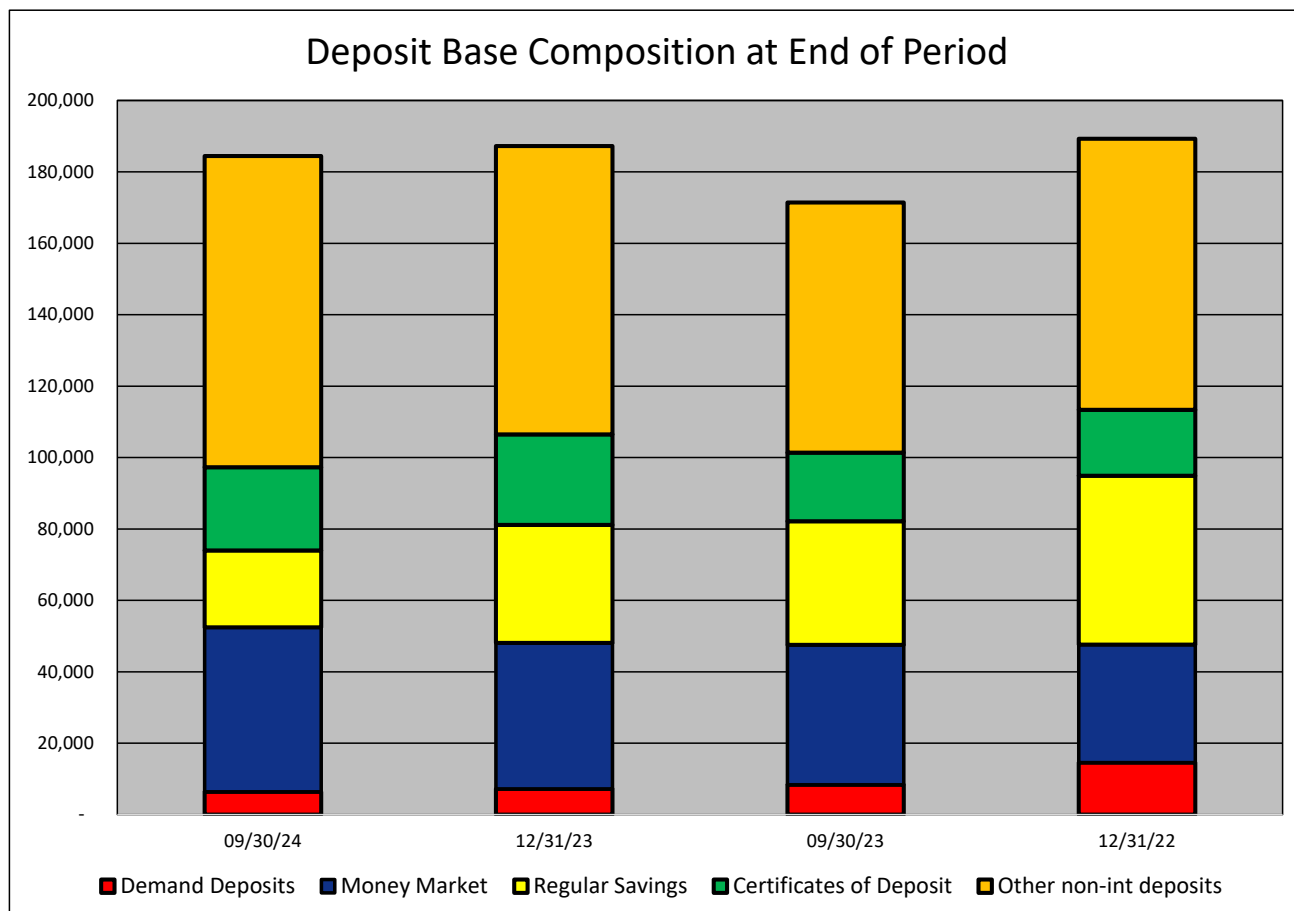
Total-90+ Days Past Due	-	-	-	-	-	NA
Total-Nonaccrual	342	391	410	1,109	(68)	(16.59)
Foreclosed Real Estate	-	-	-	-	-	NA
Total Non-perf Assets	342	391	410	1,109	(68)	(16.59)

DEPOSIT BASE COMPOSITION - Surety Bank
(Dollars in Thousands)

As of:	09/30/24	12/31/23	09/30/23	12/31/22	\$ Change 12 MTHS	% Change 12 MTHS
--------	----------	----------	----------	----------	----------------------	---------------------

DEPOSIT BASE CATEGORY:

Demand Deposits	6,403	7,223	8,388	14,592	(1,985)	(23.66)
Money Market	46,031	40,862	39,155	32,988	6,876	17.56
Regular Savings	21,546	33,050	34,602	47,300	(13,056)	(37.73)
Certificates of Deposit	23,300	25,352	19,212	18,492	4,088	21.28
Other non-int deposits	87,138	80,760	70,096	75,926	17,042	24.31
Total Deposits	184,418	187,247	171,453	189,298	12,965	7.56

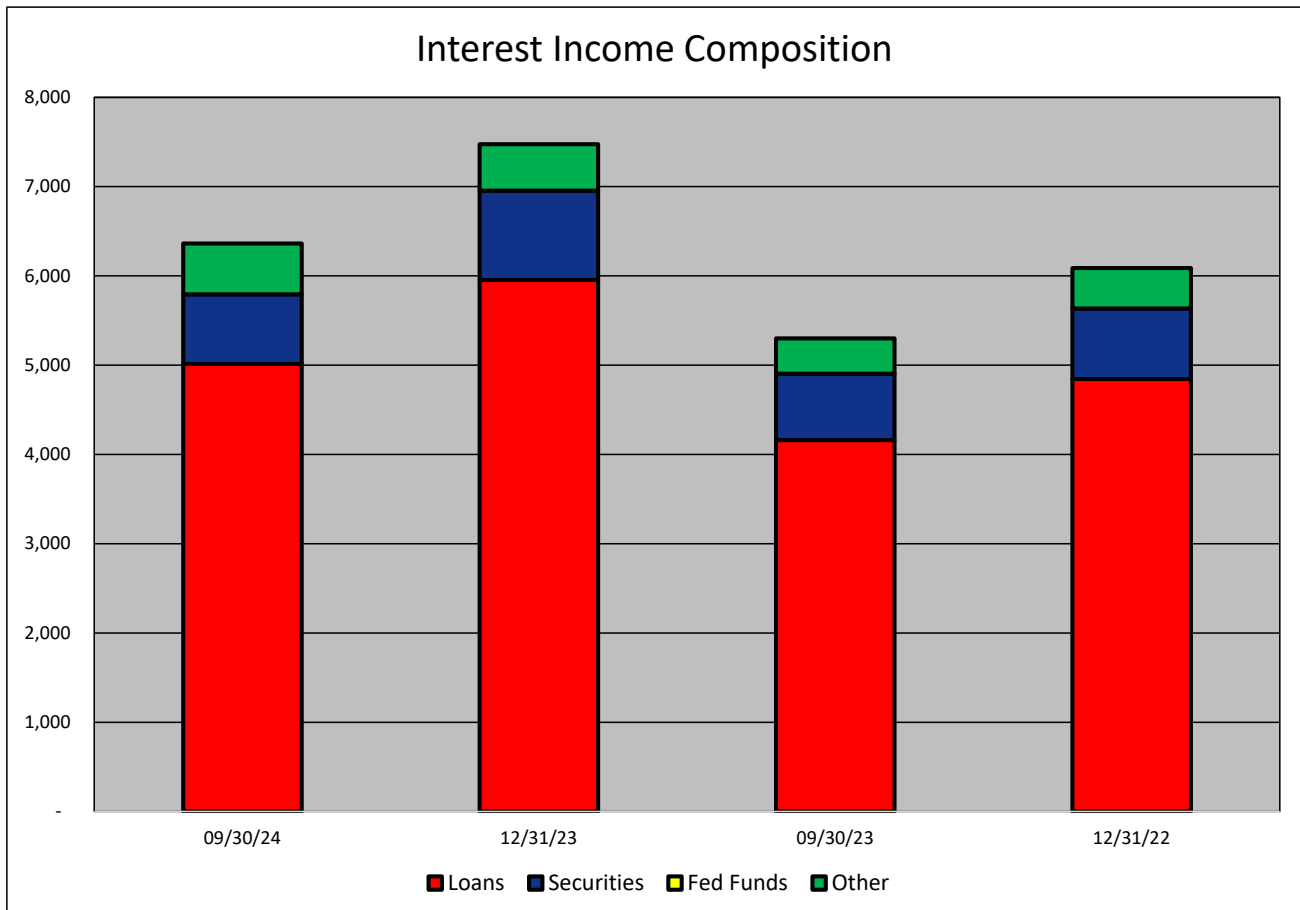


INTEREST INCOME COMPOSITION- Surety Bank
(Dollars in Thousands)

As of:	09/30/24	12/31/23	09/30/23	12/31/22	\$ Change 12 MTHS	% Change 12 MTHS
--------	----------	----------	----------	----------	----------------------	---------------------

INTEREST INCOME CATEGORY

Loans	5,013	5,954	4,161	4,845	852	20.48
Securities	780	1,002	743	791	37	4.98
Fed Funds	-	-	-	-	-	NA
Other	571	520	395	452	176	44.56
Total Int Income	6,364	7,476	5,299	6,088	1,065	20.10

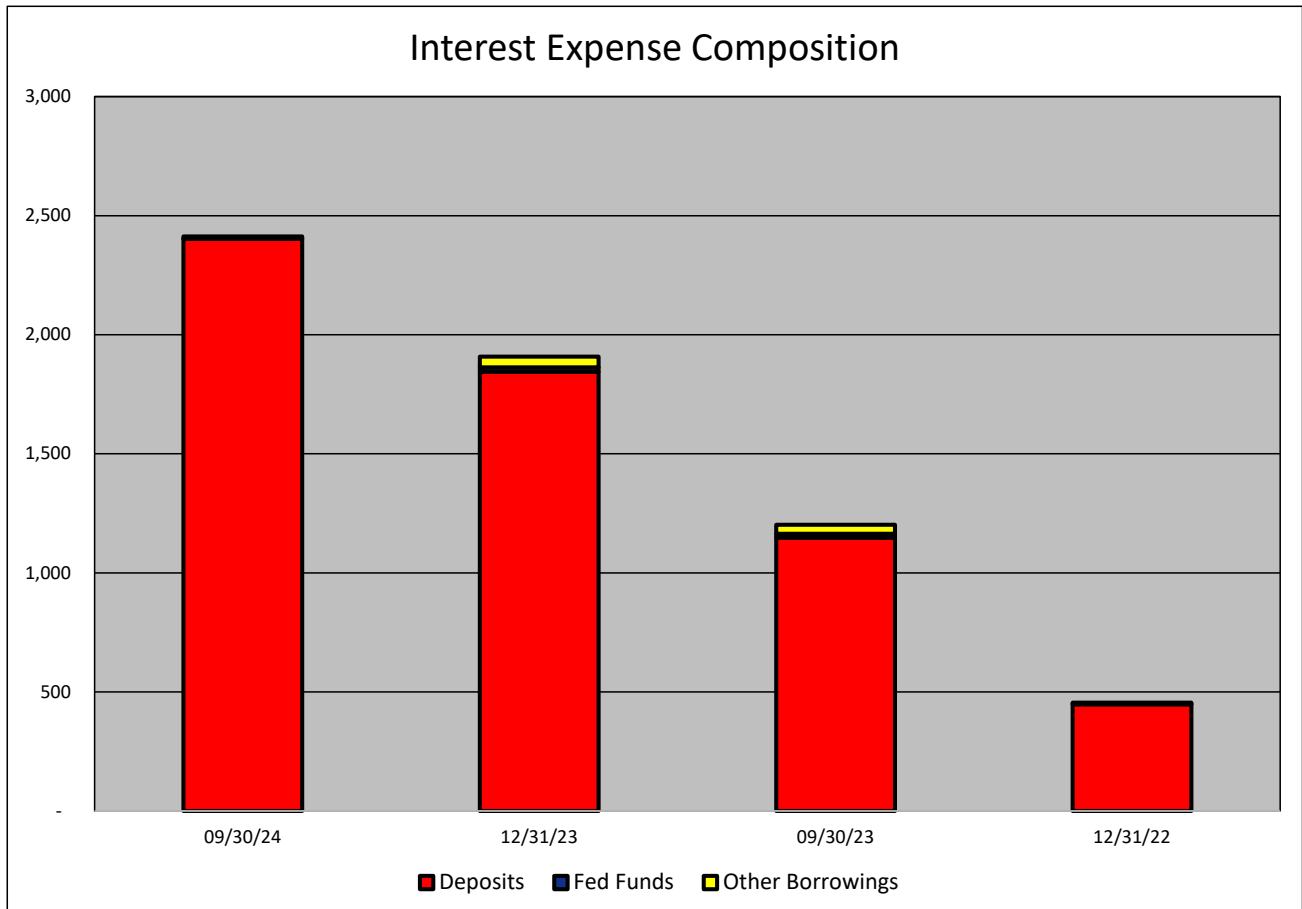


INTEREST EXPENSE COMPOSITION- Surety Bank
(Dollars in Thousands)

As of:	09/30/24	12/31/23	09/30/23	12/31/22	\$ Change 12 MTHS	% Change 12 MTHS
--------	----------	----------	----------	----------	----------------------	---------------------

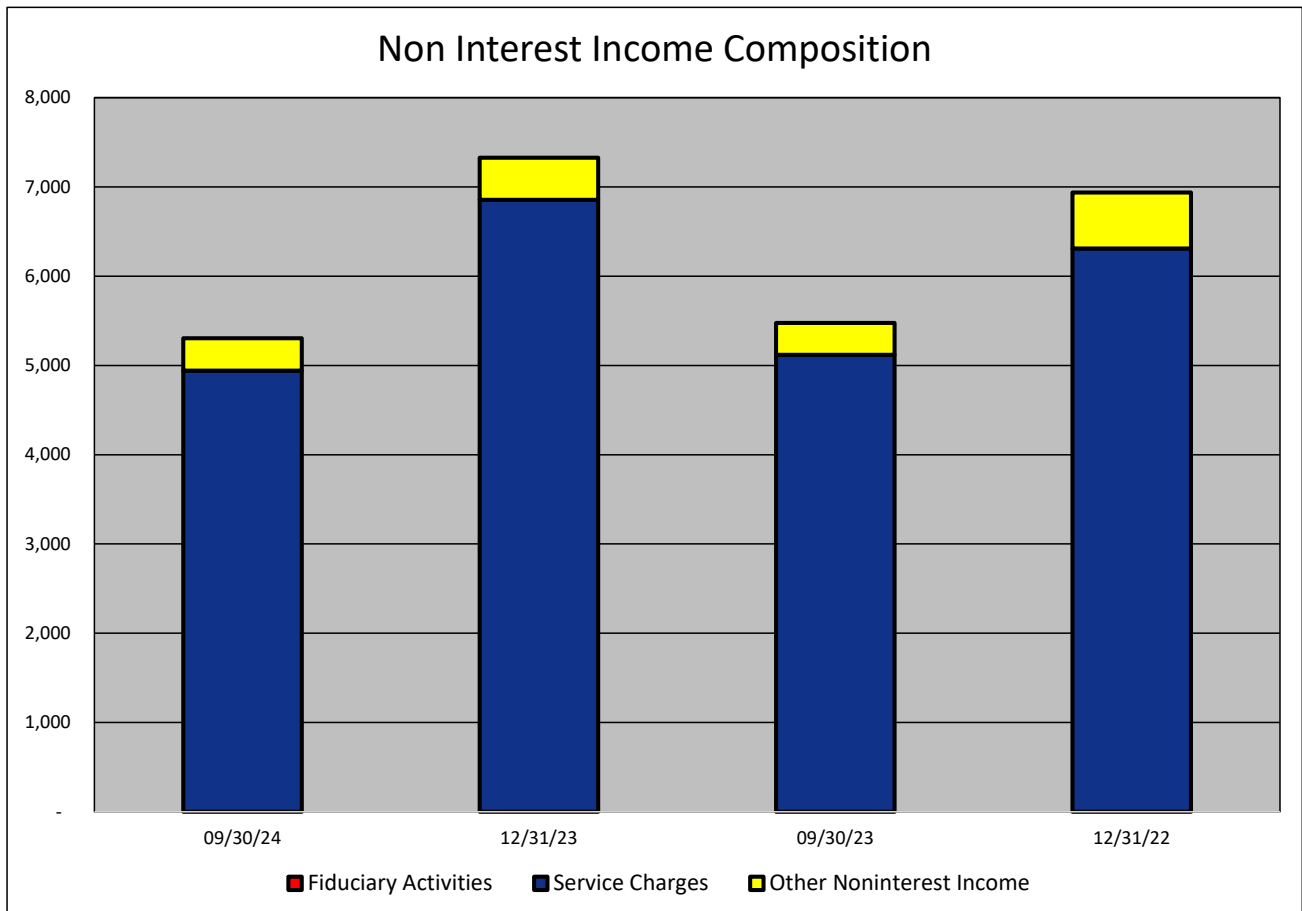
INTEREST EXPENSE CATEGORY

Deposits	2,402	1,845	1,148	448	1,254	109.23
Fed Funds	2	18	16	2	(14)	(87.50)
Other Borrowings	9	45	38	5	(29)	(76.32)
Total Int Expense	2,413	1,908	1,202	455	1,211	100.75



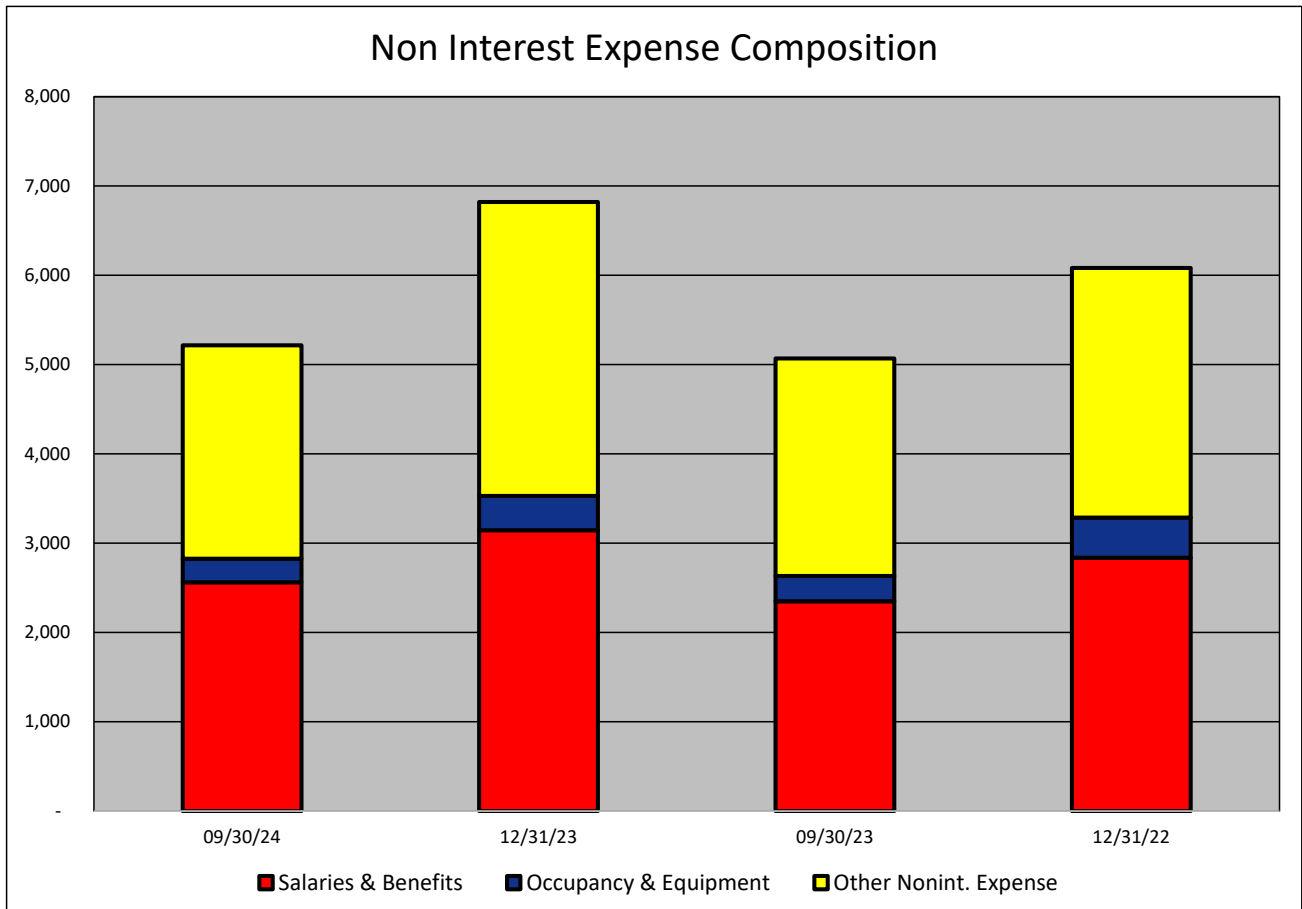
NONINTEREST INCOME COMPOSITION- Surety Bank
(Dollars in Thousands)

As of:	09/30/24	12/31/23	09/30/23	12/31/22	\$ Change 12 MTHS	% Change 12 MTHS
NONINTEREST INCOME CATEGORY						
Fiduciary Activities	-	-	-	-	-	NA
Service Charges	4,941	6,854	5,119	6,311	(178)	(3.48)
Other Noninterest Income	364	472	357	627	7	1.96
Total Nonint. Income	5,305	7,326	5,476	6,938	(171)	(3.12)



NONINTEREST EXPENSE COMPOSITION- Surety Bank
(Dollars in Thousands)

As of:	09/30/24	12/31/23	09/30/23	12/31/22	\$ Change 12 MTHS	% Change 12 MTHS
NONINTEREST EXPENSE CATEGORY						
Salaries & Benefits	2,561	3,144	2,350	2,837	211	8.98
Occupancy & Equipment	266	386	282	449	(16)	(5.67)
Other Nonint. Expense	2,389	3,289	2,436	2,797	(47)	(1.93)
Total Nonint. Expense	5,216	6,819	5,068	6,083	148	2.92



PEER GROUP COMPARISONS REPORT
Central Florida Group

BALANCE SHEET

Institution name	Total Assets \$000		% Change in Assets
	This Year	Last Year	
Sunrise Bank	577,407	475,513	21.43
First Colony Bank Of Florida	316,544	270,407	17.06
Cogent Bank	1,926,188	1,679,641	14.68
Winter Park National Bank	845,000	756,705	11.67
Surety Bank	205,765	188,254	9.30
Mainstreet Community Bank Of Florida	839,200	791,380	6.04
Citizens Bank And Trust	1,363,784	1,288,984	5.80
First National Bank Of Wauchula	90,799	85,989	5.59
Citizens First Bank	3,899,117	3,704,723	5.25
First Bank	729,021	694,913	4.91
Commerce Bank & Trust	172,375	167,161	3.12
Bank Of Central Florida	1,117,421	1,085,672	2.92
Southstate Bank, National Association	46,071,510	44,975,911	2.44
Heartland National Bank	723,390	714,025	1.31
Axiom Bank, National Association	815,136	824,400	(1.12)
Crews Bank & Trust	2,129,178	2,162,337	(1.53)
United Southern Bank	852,835	885,844	(3.73)
The First National Bank Of Mount Dora	358,220	383,020	(6.47)

Select Peer Average	3,501,827	3,396,382	5.48
----------------------------	-----------	-----------	------

PEER GROUP COMPARISONS REPORT
Central Florida Group

BALANCE SHEET

Institution name	Total Loans \$000		% Change in Loans
	This Year	Last Year	
Sunrise Bank	451,435	373,357	20.91
Mainstreet Community Bank Of Florida	589,433	491,721	19.87
Winter Park National Bank	467,807	397,769	17.61
First Colony Bank Of Florida	198,059	169,168	17.08
Axiom Bank, National Association	597,914	519,588	15.07
Commerce Bank & Trust	127,846	112,482	13.66
Bank Of Central Florida	763,948	683,522	11.77
Cogent Bank	1,532,023	1,377,545	11.21
Citizens Bank And Trust	764,375	700,151	9.17
United Southern Bank	392,885	361,741	8.61
The First National Bank Of Mount Dora	117,757	109,865	7.18
Southstate Bank, National Association	33,835,236	32,044,116	5.59
Crews Bank & Trust	1,195,576	1,135,048	5.33
First Bank	426,947	410,155	4.09
Citizens First Bank	1,259,430	1,226,051	2.72
Heartland National Bank	154,873	152,710	1.42
Surety Bank	74,341	75,011	(0.89)
First National Bank Of Wauchula	66,300	68,628	(3.39)

Select Peer Average	2,389,788	2,244,924	9.28
----------------------------	-----------	-----------	------

PEER GROUP COMPARISONS REPORT
Central Florida Group

CAPITAL RATIOS
For the nine months ended September 30, 2024

Institution name	Equity/ Assets	Leverage Ratio	Tier 1 Risk- based Ratio	Risk based Capital Ratio	Common Equity Tier 1 Capital Ratio
Citizens First Bank	11.17	12.93	19.11	20.07	19.11
Surety Bank	9.82	12.48	24.45	25.53	24.45
The First National Bank Of Mount Dora	9.68	11.82	16.62	17.54	16.62
First National Bank Of Wauchula	10.20	11.36	0.00	0.00	0.00
Axiom Bank, National Association	11.38	11.03	13.41	14.63	13.41
Crews Bank & Trust	11.00	10.88	0.00	0.00	0.00
Southstate Bank, National Association	13.41	10.59	13.15	14.41	13.15
Heartland National Bank	8.94	9.52	27.83	28.92	27.83
Sunrise Bank	8.07	9.31	0.00	0.00	0.00
United Southern Bank	5.60	9.19	16.43	17.68	16.43
First Bank	9.10	9.17	14.86	16.11	14.86
Commerce Bank & Trust	6.54	9.09	11.75	13.01	11.75
Mainstreet Community Bank Of Florida	7.71	8.86	0.00	0.00	0.00
Cogent Bank	8.82	8.68	10.68	11.81	10.68
First Colony Bank Of Florida	7.87	8.66	11.91	13.16	11.91
Bank Of Central Florida	7.19	8.26	11.69	12.61	11.69
Citizens Bank And Trust	2.61	7.44	12.00	12.93	12.00
Winter Park National Bank	5.43	6.62	10.70	11.96	10.70

Select Peer Average	8.59	9.77	11.92	12.80	11.92
----------------------------	------	------	-------	-------	-------

PEER GROUP COMPARISONS REPORT
Central Florida Group

BALANCE SHEET RATIOS
For the nine months ended September 30, 2024

Institution name	Loans/ Deposits	Gross Loans/ Assets	Securities/ Assets
Southstate Bank, National Association	89.63	73.44	14.90
Sunrise Bank	88.83	78.18	14.57
Cogent Bank	87.82	79.54	16.97
First National Bank Of Wauchula	85.37	73.02	6.32
Axiom Bank, National Association	83.83	73.35	7.25
Commerce Bank & Trust	81.81	74.17	15.14
Mainstreet Community Bank Of Florida	78.65	70.24	22.09
Bank Of Central Florida	74.38	68.37	18.26
First Colony Bank Of Florida	68.34	62.57	17.27
First Bank	64.95	58.56	25.58
Winter Park National Bank	63.60	55.36	27.75
Crews Bank & Trust	63.52	56.15	28.82
Citizens Bank And Trust	59.88	56.05	40.28
United Southern Bank	52.66	46.07	40.28
Surety Bank	40.31	36.13	15.98
Citizens First Bank	37.98	32.30	62.56
The First National Bank Of Mount Dora	36.86	32.87	58.05
Heartland National Bank	24.42	21.41	50.82

Select Peer Average	65.71	58.21	26.83
----------------------------	--------------	--------------	--------------

PEER GROUP COMPARISONS REPORT
Central Florida Group

PROFITABILITY RATIOS
For the nine months ended September 30, 2024

Institution name	Avg Total Assets (\$000)	Return on Avg Assets	Return on Avg Equity
Surety Bank	203,893	2.64	27.98
Crews Bank & Trust	2,156,406	1.68	16.09
Heartland National Bank	721,974	1.62	20.15
First Colony Bank Of Florida	307,721	1.58	20.01
Cogent Bank	1,890,314	1.36	16.85
First Bank	733,472	1.25	14.97
Southstate Bank, National Association	46,156,319	1.19	9.30
Bank Of Central Florida	1,115,434	1.10	16.60
First National Bank Of Wauchula	90,014	1.00	10.41
Sunrise Bank	535,153	0.97	12.49
Winter Park National Bank	822,270	0.95	18.12
Citizens First Bank	3,899,649	0.93	9.25
The First National Bank Of Mount Dora	368,077	0.90	10.49
United Southern Bank	920,807	0.77	18.27
Commerce Bank & Trust	174,598	0.64	10.86
Mainstreet Community Bank Of Florida	812,929	0.61	8.45
Citizens Bank And Trust	1,421,567	0.56	39.26
Axiom Bank, National Association	843,751	0.51	4.78

Select Peer Average	3,509,686	1.13	15.80
----------------------------	-----------	------	-------

PEER GROUP COMPARISONS REPORT
Central Florida Group

PROFITABILITY RATIOS
For the nine months ended September 30, 2024

Institution name	Noninterest Income/AA	Net Overhead Ratio	Efficiency Ratio	Assets (per million) per Employee
Heartland National Bank	0.25	1.13	39.00	13.40
Winter Park National Bank	0.06	1.02	43.59	27.26
First Colony Bank Of Florida	0.12	1.55	49.58	16.66
Citizens First Bank	0.59	1.01	51.91	9.70
Surety Bank	3.47	(0.06)	55.20	5.56
Bank Of Central Florida	0.24	1.77	56.92	10.44
Cogent Bank	0.77	1.94	57.30	8.16
Southstate Bank, National Association	0.70	1.48	57.43	8.96
First Bank	0.67	1.75	58.40	6.88
Crews Bank & Trust	0.81	1.78	58.49	5.88
Sunrise Bank	0.06	2.01	65.81	9.62
United Southern Bank	0.59	1.69	68.51	5.54
Mainstreet Community Bank Of Florida	0.36	1.95	69.37	8.07
The First National Bank Of Mount Dora	2.62	1.40	76.61	4.32
Commerce Bank & Trust	0.22	2.17	77.40	8.21
Citizens Bank And Trust	0.70	1.64	78.48	7.07
First National Bank Of Wauchula	0.82	3.24	80.08	4.13
Axiom Bank, National Association	1.14	3.42	83.25	5.66

Select Peer Average	0.79	1.72	62.63	9.19
----------------------------	------	------	-------	------

PEER GROUP COMPARISONS REPORT
Central Florida Group

ASSET QUALITY RATIOS
For the nine months ended September 30, 2024

Institution name	Allowance/ Loans	Nonperf Loans/ Total Loans	Nonperf Assets/ Total Assets	Adjusted Texas Ratio
Commerce Bank & Trust	1.40	0.00	0.00	0.00
Bank Of Central Florida	0.95	0.00	0.00	0.00
First Colony Bank Of Florida	1.55	0.00	0.00	0.00
Crews Bank & Trust	1.84	0.03	0.02	0.14
Citizens First Bank	1.69	0.18	0.06	0.48
First Bank	1.71	0.09	0.06	0.27
Heartland National Bank	1.59	0.33	0.07	0.76
The First National Bank Of Mount Dora	1.75	0.22	0.07	0.71
Surety Bank	1.49	0.46	0.17	1.60
United Southern Bank	2.39	0.44	0.20	3.02
Winter Park National Bank	1.67	0.57	0.32	4.99
Cogent Bank	1.11	0.49	0.39	4.05
Southstate Bank, National Association	1.38	0.56	0.41	3.35
Sunrise Bank	1.19	0.53	0.42	0.96
First National Bank Of Wauchula	1.52	0.83	0.61	5.38
Mainstreet Community Bank Of Florida	1.25	1.09	0.77	8.96
Citizens Bank And Trust	1.03	1.82	1.02	32.07
Axiom Bank, National Association	1.27	1.88	1.43	11.75

Select Peer Average	1.49	0.53	0.33	4.36
----------------------------	------	------	------	------

PEER GROUP COMPARISONS REPORT
Central Florida Group

STATEMENT OF CONDITION (% OF ASSETS)
For the nine months ended September 30, 2024

Institution name	Cash & Nointerest bearing Deps	Interest- bearing Bal	Fed Funds Sold & Repos	Held to Maturity Secs	Available for Sale Secs
Surety Bank	24.38	19.39	0.00	0.00	15.98
First National Bank Of Wauchula	6.29	10.22	0.00	0.00	6.32
First Bank	2.28	8.63	1.42	0.00	25.58
Mainstreet Community Bank Of Florida	1.49	1.72	0.08	0.00	22.09
Commerce Bank & Trust	1.39	6.74	0.00	0.00	15.14
Southstate Bank, National Association	1.23	1.40	0.01	5.00	9.91
First Colony Bank Of Florida	1.13	18.99	0.00	9.68	7.59
Axiom Bank, National Association	1.02	14.92	0.00	0.00	7.25
Heartland National Bank	1.01	24.44	0.00	0.00	50.82
Sunrise Bank	1.00	4.57	0.00	0.87	13.70
Crews Bank & Trust	0.89	13.17	0.00	21.15	7.67
Winter Park National Bank	0.88	14.73	0.00	17.58	10.16
United Southern Bank	0.85	8.02	0.00	1.03	39.25
Citizens First Bank	0.73	0.19	1.36	0.00	62.56
Bank Of Central Florida	0.57	9.76	0.00	0.00	18.26
The First National Bank Of Mount Dora	0.51	2.57	0.00	0.00	58.05
Citizens Bank And Trust	0.25	0.93	0.00	0.00	40.28
Cogent Bank	0.11	2.98	0.00	0.00	16.97

Select Peer Average	2.56	9.08	0.16	3.07	23.75
----------------------------	------	------	------	------	-------

PEER GROUP COMPARISONS REPORT
Central Florida Group

STATEMENT OF CONDITION (% OF ASSETS)
For the nine months ended September 30, 2024

Institution name	Net Loans & Leases	Premises & Fixed Assets	Total Real Estate Owned	Intangible Assets
Cogent Bank	78.57	0.23	0.00	0.12
Sunrise Bank	77.25	1.54	0.00	0.00
Commerce Bank & Trust	73.13	0.13	0.00	0.00
Axiom Bank, National Association	72.42	1.46	0.01	0.13
First National Bank Of Wauchula	71.90	1.35	0.00	0.00
Southstate Bank, National Association	71.80	1.11	0.00	4.51
Mainstreet Community Bank Of Florida	69.29	2.16	0.00	0.01
Bank Of Central Florida	67.72	1.56	0.00	0.02
First Colony Bank Of Florida	61.60	0.38	0.00	0.00
First Bank	57.56	1.98	0.00	0.00
Citizens Bank And Trust	55.47	1.30	0.00	0.00
Crews Bank & Trust	55.12	1.28	0.00	0.00
Winter Park National Bank	54.44	0.33	0.00	0.00
United Southern Bank	44.97	1.20	0.00	0.00
Surety Bank	35.59	1.23	0.00	0.00
The First National Bank Of Mount Dora	32.30	1.20	0.00	0.00
Citizens First Bank	31.50	1.39	0.00	0.44
Heartland National Bank	21.04	0.55	0.00	0.00

Select Peer Average	57.32	1.13	0.00	0.29
----------------------------	-------	------	------	------

PEER GROUP COMPARISONS REPORT
Central Florida Group

STATEMENT OF CONDITION (% OF TOTAL FUNDING SOURCES)
For the nine months ended September 30, 2024

Institution name	Non Interest Bearing Deps	Interest Bearing Deps	Total Deps	Total Fed Funds & Repos	Other Borrowed Money
Surety Bank	47.25	52.75	100.00	0.00	0.00
Crews Bank & Trust	40.76	59.15	99.91	0.09	0.00
Axiom Bank, National Association	40.28	59.72	100.00	0.00	0.00
The First National Bank Of Mount Dora	38.06	61.94	100.00	0.00	0.00
First Bank	36.13	63.87	100.00	0.00	0.00
First Colony Bank Of Florida	36.11	63.89	100.00	0.00	0.00
Citizens Bank And Trust	33.74	63.34	97.08	1.17	1.75
Bank Of Central Florida	33.64	66.36	100.00	0.00	0.00
Commerce Bank & Trust	31.41	66.32	97.74	2.26	0.00
Mainstreet Community Bank Of Florida	31.36	66.05	97.40	0.00	2.60
First National Bank Of Wauchula	27.73	69.76	97.49	0.00	2.51
Southstate Bank, National Association	27.18	70.64	97.82	1.39	0.78
United Southern Bank	26.25	67.47	93.72	0.00	6.28
Cogent Bank	25.05	74.95	100.00	0.00	0.00
Heartland National Bank	24.30	72.73	97.03	2.97	0.00
Sunrise Bank	22.83	73.94	96.76	0.00	3.24
Winter Park National Bank	20.63	71.94	92.56	1.14	6.29
Citizens First Bank	16.73	79.93	96.66	3.34	0.00

Select Peer Average	31.08	66.93	98.01	0.69	1.30
----------------------------	-------	-------	-------	------	------

PEER GROUP COMPARISONS REPORT
Central Florida Group

YIELDS, COSTS & SPREADS - ASSET YIELDS
For the nine months ended September 30, 2024

Institution name	Yield on Earning Assets	Cost of Funds	Net Interest Margin	Avg Earning Assets/AA
First National Bank Of Wauchula	6.43	2.73	4.61	92.17
Axiom Bank, National Association	6.72	3.84	4.52	95.93
Cogent Bank	6.75	4.11	3.94	99.20
First Bank	4.81	1.91	3.66	94.27
Crews Bank & Trust	4.88	2.38	3.64	98.34
Surety Bank	5.65	3.12	3.51	73.61
Heartland National Bank	4.94	2.21	3.40	96.94
Bank Of Central Florida	5.06	2.67	3.39	97.08
Southstate Bank, National Association	5.05	2.52	3.37	91.05
First Colony Bank Of Florida	5.12	2.23	3.16	99.06
Mainstreet Community Bank Of Florida	4.77	2.50	3.16	94.34
Sunrise Bank	5.82	3.89	3.13	98.17
Commerce Bank & Trust	5.09	3.21	2.90	97.27
United Southern Bank	3.97	1.48	2.82	96.36
Citizens First Bank	4.18	1.95	2.48	97.50
Winter Park National Bank	4.83	3.23	2.46	97.77
The First National Bank Of Mount Dora	3.75	2.32	2.44	97.89
Citizens Bank And Trust	3.92	2.55	2.34	96.76
Select Peer Average	5.10	2.71	3.31	95.21