

Mainstreet Community Bank Of Florida

Deland, FL

Established
10/24/2003

Florida Bank and Thrift Performance Report

Table of Contents

Title	Page
PEER GROUP POSITION	1
EXECUTIVE SUMMARY	2
SELECTED FINANCIAL DATA	3
SECURITIES COMPOSITION	4
LOAN PORTFOLIO COMPOSITION	5
LOAN PORTFOLIO QUALITY	6
DEPOSIT BASE COMPOSITION	7
INTEREST INCOME COMPOSITION	8
INTEREST EXPENSE COMPOSITION	9
NONINTEREST INCOME COMPOSITION	10
NONINTEREST EXPENSE COMPOSITION	11
PEER GROUP COMPARISONS REPORT	12-22

FLORIDA BANKING TEAM

Ted Hacker, Steve Kania, Robert Brink, David Ajvazi, Erica Hines, Sacha Widmaier, Anthony Hagbartsen, Madeline Bogumil, Phillip Berdeguer, Andrew Joyce, Mai Tran, Meranda Joseph, Patricia Romero, Vanessa Hossler, Adam McCord, Allyson Wiitala, Jacob Ingram, Rachel Jean, Brendan Yosko, Martha Zubia, Stephanie Flores, Joshua Koelsch, Krishna Reddy, Jacob Frantzen, Sander Ocasio, Brian Katz, Nicholas Singh, Martin Gonzalez

Information contained herein was obtained from FIS is believed to be reliable however, accuracy is not guaranteed and all peer and state averages are simple averages.

PEER GROUP POSITION
For the
Central Florida Group

For the nine months ended September 30, 2024

Institution name	Total Assets (\$'000's)
Southstate Bank, National Association	46,071,510
Citizens First Bank	3,899,117
Crews Bank & Trust	2,129,178
Cogent Bank	1,926,188
Citizens Bank And Trust	1,363,784
Bank Of Central Florida	1,117,421
United Southern Bank	852,835
Winter Park National Bank	845,000
Mainstreet Community Bank Of Florida	839,200
Axiom Bank, National Association	815,136
First Bank	729,021
Heartland National Bank	723,390
Sunrise Bank	577,407
The First National Bank Of Mount Dora	358,220
First Colony Bank Of Florida	316,544
Surety Bank	205,765
Commerce Bank & Trust	172,375
First National Bank Of Wauchula	90,799

Institution name	Return on Avg Assets (%)
Surety Bank	2.64
Crews Bank & Trust	1.68
Heartland National Bank	1.62
First Colony Bank Of Florida	1.58
Cogent Bank	1.36
First Bank	1.25
Southstate Bank, National Association	1.19
Bank Of Central Florida	1.10
First National Bank Of Wauchula	1.00
Sunrise Bank	0.97
Winter Park National Bank	0.95
Citizens First Bank	0.93
The First National Bank Of Mount Dora	0.90
United Southern Bank	0.77
Commerce Bank & Trust	0.64
Mainstreet Community Bank Of Florida	0.61
Citizens Bank And Trust	0.56
Axiom Bank, National Association	0.51

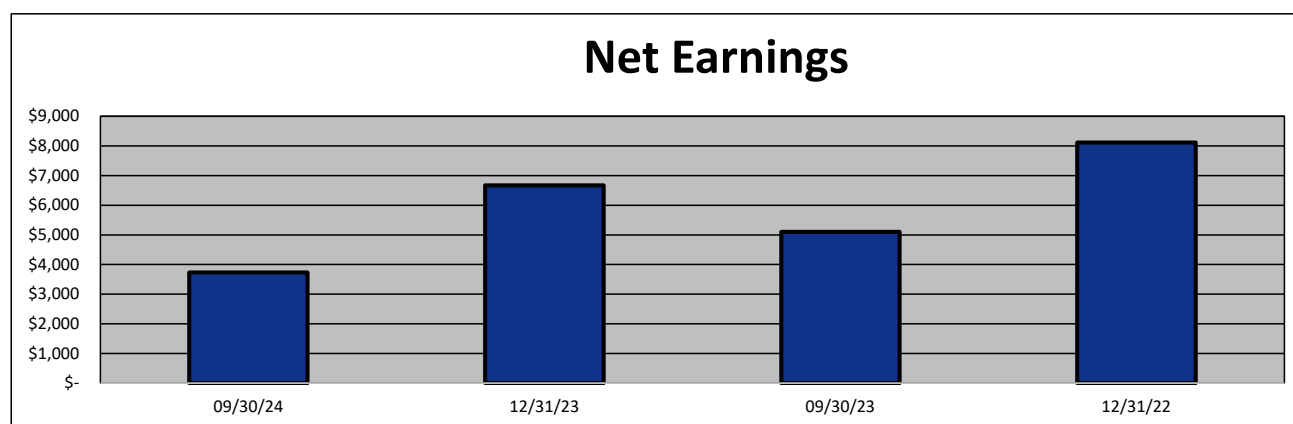
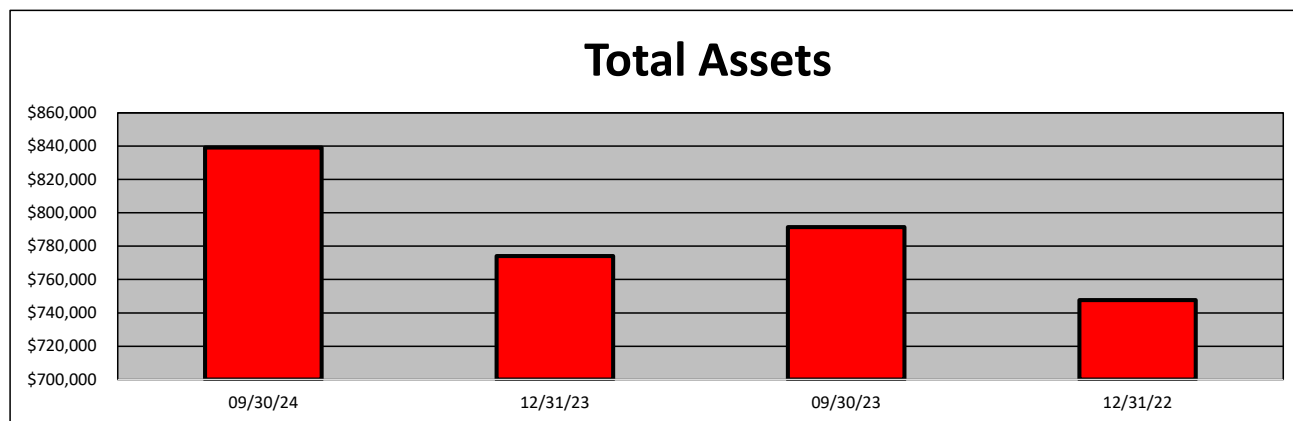
EXECUTIVE SUMMARY - Mainstreet Community Bank of Florida
(Percentage)

Period Ending	09/30/24	12/31/23	09/30/23	12/31/22	State Avg.	Peer Avg.
CAPITAL RATIOS						
Equity/Assets	7.71	7.21	7.40	7.42	9.87	8.59
Leverage Ratio	8.86	8.85	9.84	9.21	10.70	9.77
Tier 1 Cap/Risk Based Assets	0.00	0.00	0.00	0.00	12.49	11.92
Risk Based Ratio	0.00	0.00	0.00	0.00	13.34	12.80
Common Equity Tier 1 Capital Ratio	NA	0.00	0.00	0.00	12.45	11.92
BALANCE SHEET RATIOS:						
Loan/Deposit Ratio	78.65	70.90	67.61	67.90	75.65	65.71
Loans/Assets	70.24	65.24	62.13	62.46	63.44	58.21
Securities/Assets	22.09	24.94	24.75	29.09	20.01	26.83
PROFITABILITY:						
Return on Avg Assets	0.61	0.84	0.86	1.03	0.75	1.13
Return on Avg Equity	8.45	11.53	11.66	14.29	10.06	15.80
Nonint Income/Avg Assets	0.36	0.31	0.31	0.34	0.79	0.79
Net Overhead Ratio	1.95	1.89	1.86	1.75	2.14	1.72
Efficiency Ratio	69.37	66.31	65.48	59.57	72.20	62.63
Assets (per million) per Employee	8.07	7.66	7.99	7.26	10.50	9.19
ASSET QUALITY:						
Allowance/Loans	1.25	1.19	1.22	1.44	1.29	1.49
Nonperforming Loans/Total Loans	1.09	0.00	0.06	0.01	0.55	0.53
Nonperforming Assets/Total Assets	0.77	0.00	0.04	0.00	0.37	0.33
Adjusted Texas Ratio	8.96	0.00	0.44	0.06	3.62	4.36
YIELDS & COSTS:						
Yield on earning assets	4.77	4.32	4.25	3.38	5.49	5.10
Cost of funds	2.50	1.93	1.83	0.16	3.09	2.71
Net interest margin	3.16	3.17	3.17	3.29	2.88	3.31
Avg Earning Assets/Avg Assets	94.34	94.82	94.83	96.57	96.03	95.21

SELECTED FINANCIAL DATA - Mainstreet Community Bank of Florida
(Dollars in Thousands)

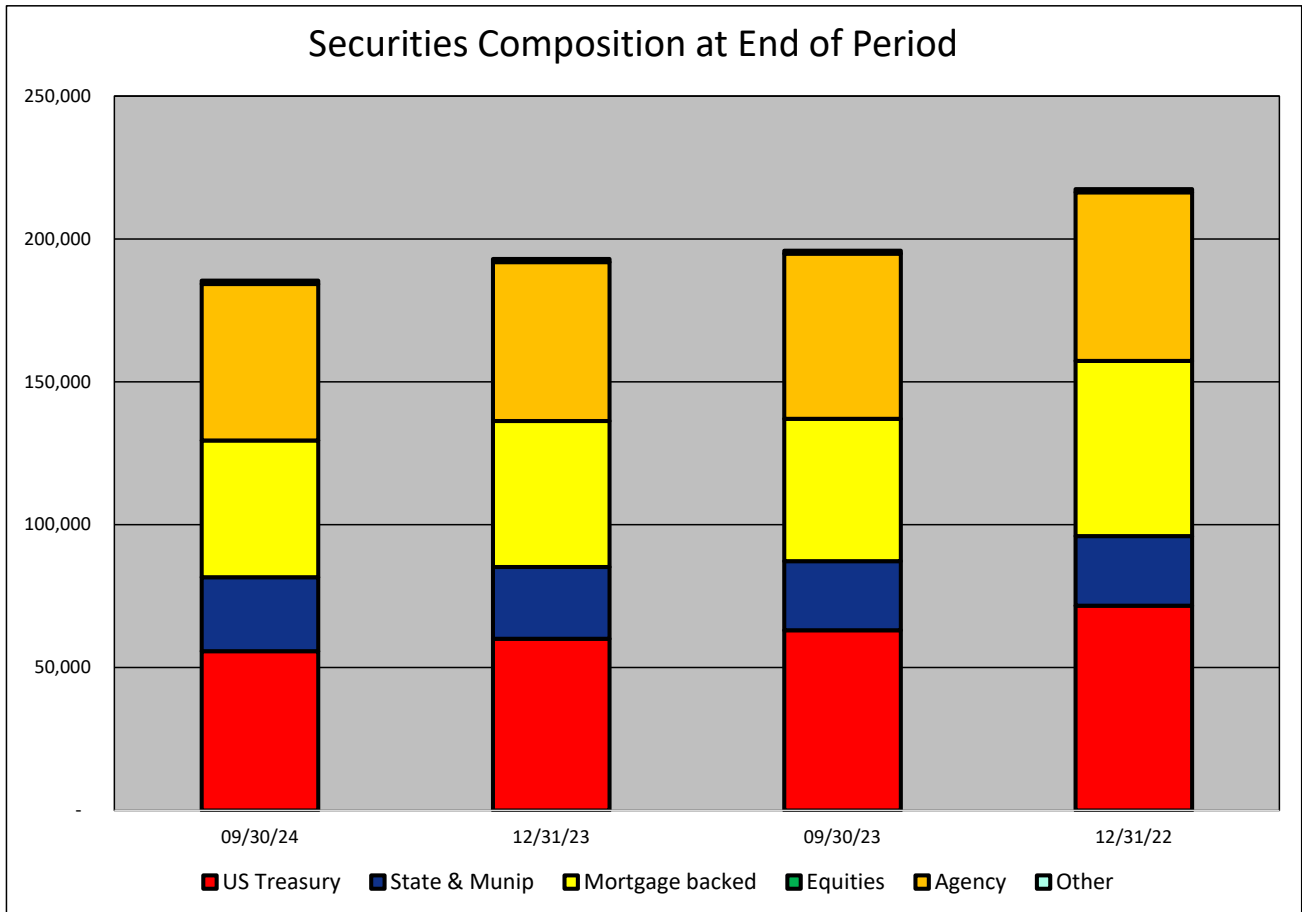
As of:	09/30/24	12/31/23	09/30/23	12/31/22	\$ Change 12 MTHS	% Change 12 MTHS
Total Assets	839,200	774,020	791,380	747,614	47,820	6.04
Cash and Equivalents	27,600	39,979	65,927	26,547	(38,327)	(58.14)
Securities	185,404	193,033	195,900	217,471	(10,496)	(5.36)
Loans, net	589,433	504,970	491,721	466,970	97,712	19.87
Deposit Accounts	749,471	712,268	727,292	687,689	22,179	3.05
Fed Funds & Repos	-	-	-	-	-	NA
Total Equity	64,724	55,833	58,571	55,455	6,153	10.51

Period Ending	09/30/24	12/31/23	09/30/23	12/31/22	\$ Change 12 MTHS	% Change 12 MTHS
Net Earnings	3,728	6,668	5,100	8,115	(1,372)	(26.90)
Interest Income	27,447	32,478	23,866	25,773	3,581	15.00
Interest Expense	9,297	8,660	6,081	705	3,216	52.89
Net Interest Income	18,150	23,818	17,785	25,068	365	2.05
Prov for Credit Losses	1,334	30	30	541	1,304	4,346.67
Noninterest income	2,195	2,463	1,848	2,686	347	18.78
Gain on Sale of Securities	-	11	11	-	(11)	(100.00)
Noninterest Expense	14,113	17,426	12,855	16,532	1,258	9.79
Net Operating Income	4,898	8,825	6,748	10,681	(1,850)	(27.42)
Income Taxes	1,170	2,168	1,659	2,566	(489)	(29.48)



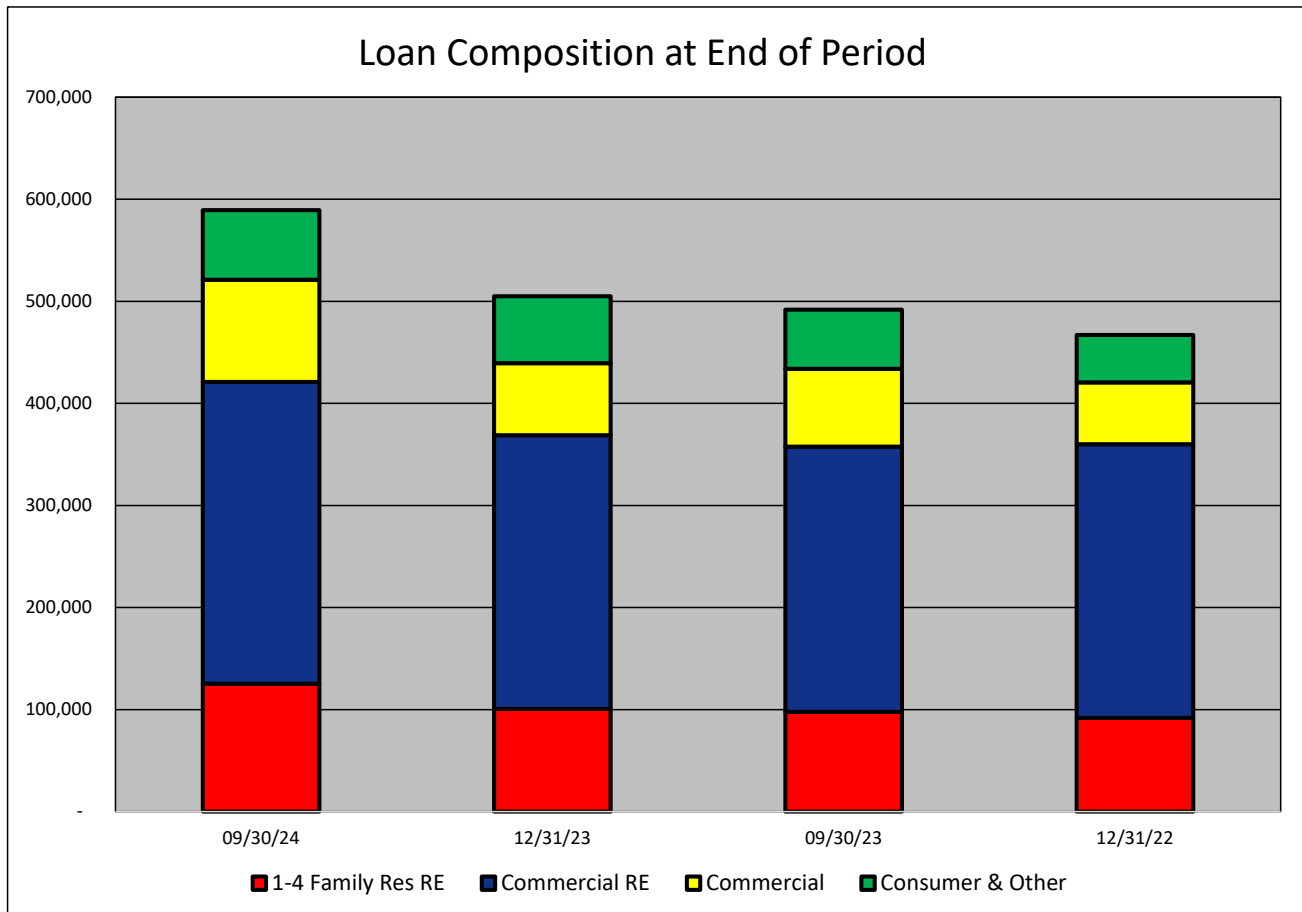
SECURITIES COMPOSITION - Mainstreet Community Bank of Florida
(Dollars in Thousands)

As of:	09/30/24	12/31/23	09/30/23	12/31/22	\$ Change 12 MTHS	% Change 12 MTHS
SECURITIES CATEGORY:						
US Treasury	55,741	60,051	63,091	71,694	(7,350)	(11.65)
State & Munip	25,916	25,150	24,169	24,327	1,747	7.23
Mortgage backed	47,820	51,092	49,840	61,275	(2,020)	(4.05)
Equities	-	-	-	-	-	NA
Agency	54,747	55,607	57,759	59,070	(3,012)	(5.21)
Other	1,180	1,133	1,041	1,105	139	13.35
Total Securities	185,404	193,033	195,900	217,471	(10,496)	(5.36)



LOAN PORTFOLIO COMPOSITION - Mainstreet Community Bank of Florida
(Dollars in Thousands)

As of:	09/30/24	12/31/23	09/30/23	12/31/22	\$ Change 12 MTHS	% Change 12 MTHS
LOAN CATEGORY:						
1-4 Family Res RE	125,431	100,566	97,812	91,895	27,619	28.24
Commercial RE	295,610	268,185	259,807	268,119	35,803	13.78
Commercial	100,031	70,748	76,329	60,567	23,702	31.05
Consumer & Other	68,361	65,471	57,773	46,389	10,588	18.33
Loans, Net	589,433	504,970	491,721	466,970	97,712	19.87



LOAN PORTFOLIO QUALITY - Mainstreet Community Bank of Florida
(Dollars in Thousands)

As of:	09/30/24	12/31/23	09/30/23	12/31/22	\$ Change 12 MTHS	% Change 12 MTHS
--------	----------	----------	----------	----------	----------------------	---------------------

ALLOWANCE FOR CREDIT LOSSES (LOANS):

Beginning Balance	6,029	6,721	6,721	6,373	(692)	(10.30)
Total Recoveries	36	134	82	90	(46)	(56.10)
Total Charge-offs	55	86	73	283	(18)	(24.66)
Provision Expense	1,334	30	30	541	1,304	4,346.67
Writedown Transfer Loans HFS	-	-	-	-	-	NA
Adjustments	-	(770)	(770)	-	770	(100.00)
Ending Balance	7,344	6,029	5,990	6,721	1,354	22.60

NON-PERFORMING ASSETS:

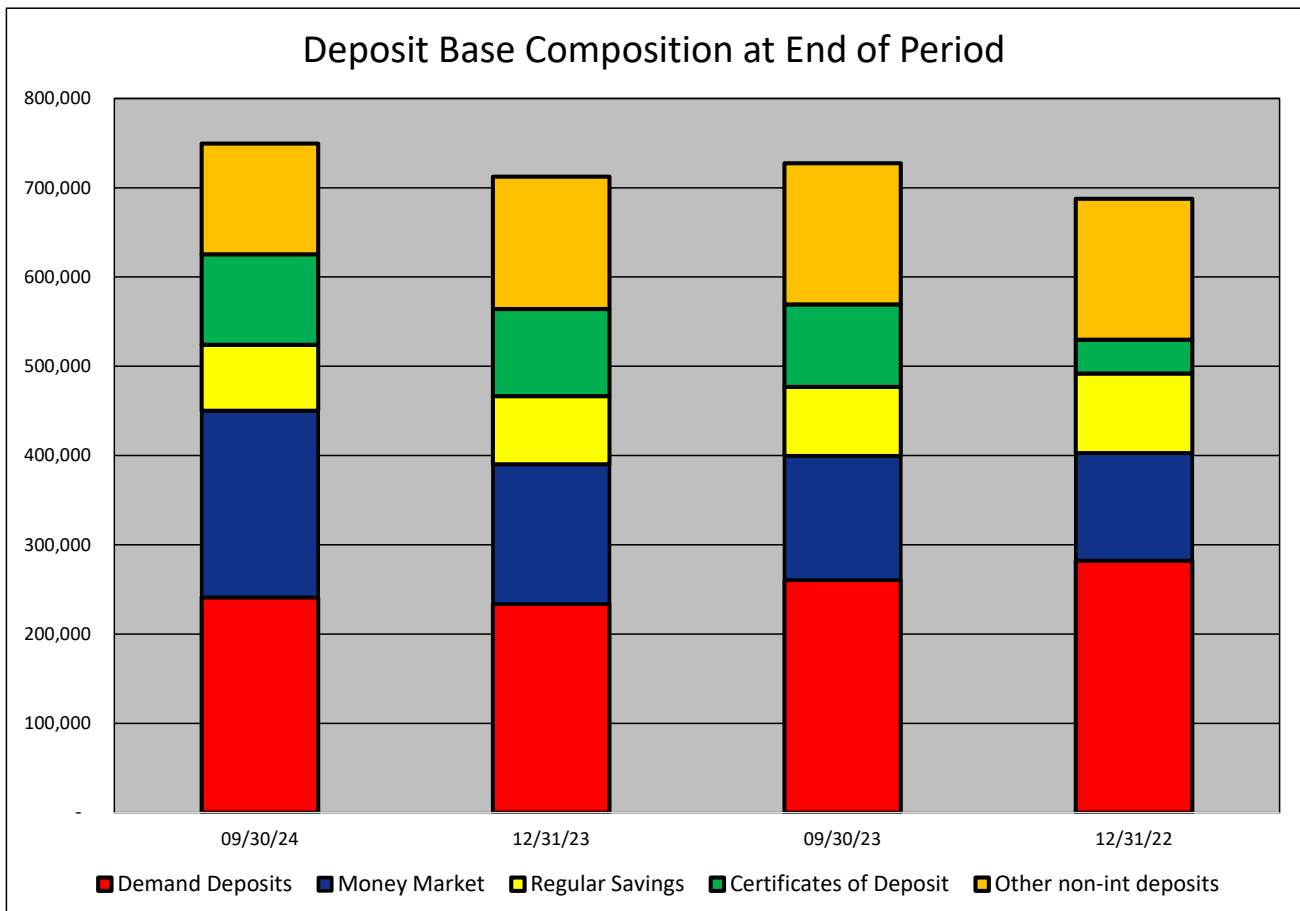
Total-90+ Days Past Due	14	-	-	-	14	NA
Total-Nonaccrual	6,439	-	282	35	6,157	2,183.33
Foreclosed Real Estate	-	-	-	-	-	NA
Total Non-perf Assets	6,453	-	282	35	6,171	2,188.30

DEPOSIT BASE COMPOSITION - Mainstreet Community Bank of Florida
(Dollars in Thousands)

As of:	09/30/24	12/31/23	09/30/23	12/31/22	\$ Change 12 MTHS	% Change 12 MTHS
--------	----------	----------	----------	----------	----------------------	---------------------

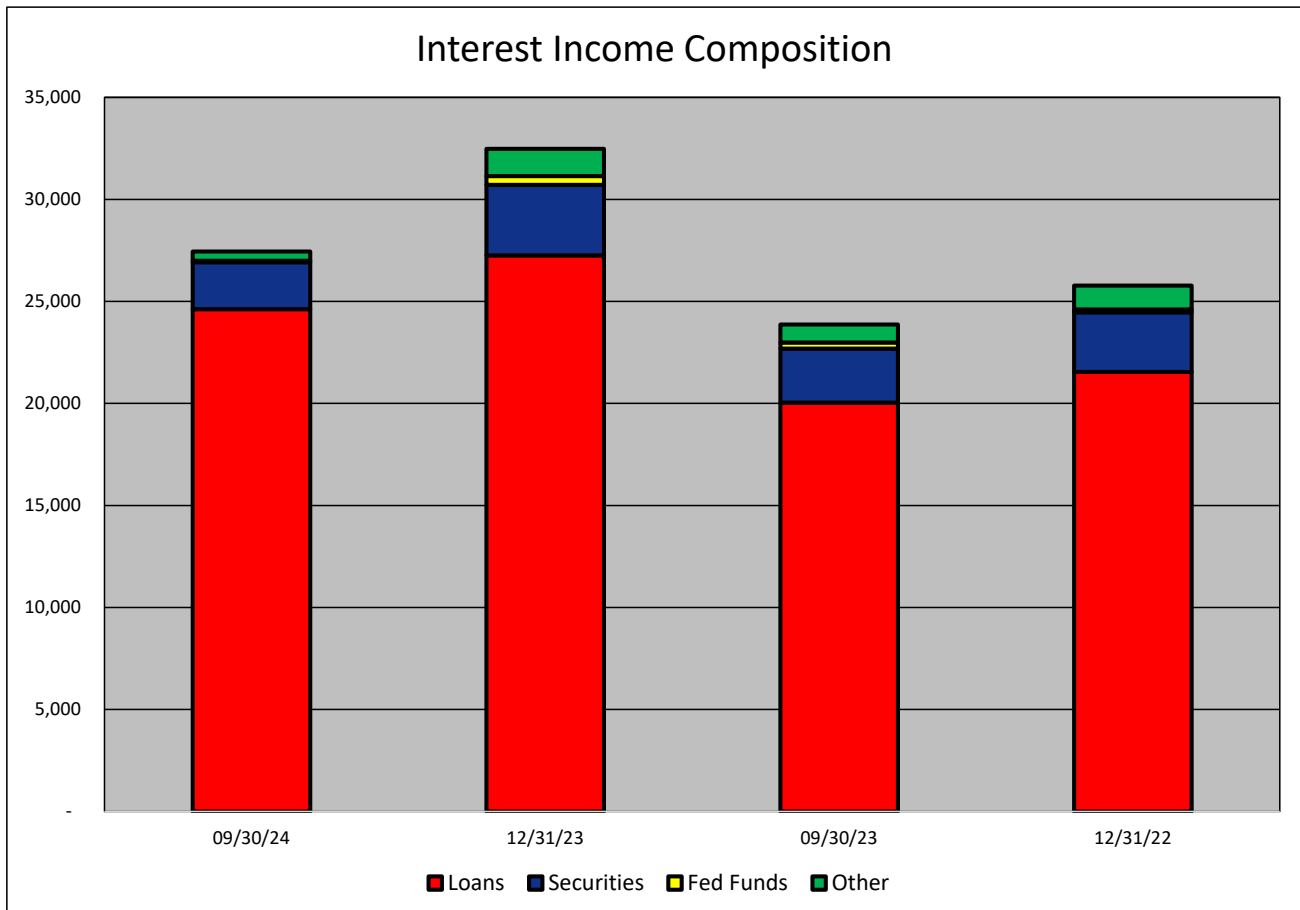
DEPOSIT BASE CATEGORY:

Demand Deposits	241,271	233,723	260,450	282,383	(19,179)	(7.36)
Money Market	208,849	156,460	139,100	120,283	69,749	50.14
Regular Savings	73,863	76,389	77,380	89,150	(3,517)	(4.55)
Certificates of Deposit	101,459	97,491	92,279	37,932	9,180	9.95
Other non-int deposits	124,029	148,205	158,083	157,941	(34,054)	(21.54)
Total Deposits	749,471	712,268	727,292	687,689	22,179	3.05



INTEREST INCOME COMPOSITION- Mainstreet Community Bank of Florida
(Dollars in Thousands)

As of:	09/30/24	12/31/23	09/30/23	12/31/22	\$ Change 12 MTHS	% Change 12 MTHS
INTEREST INCOME CATEGORY						
Loans	24,625	27,254	20,045	21,539	4,580	22.85
Securities	2,301	3,457	2,645	2,931	(344)	(13.01)
Fed Funds	70	432	298	132	(228)	(76.51)
Other	451	1,335	878	1,171	(427)	(48.63)
Total Int Income	27,447	32,478	23,866	25,773	3,581	15.00

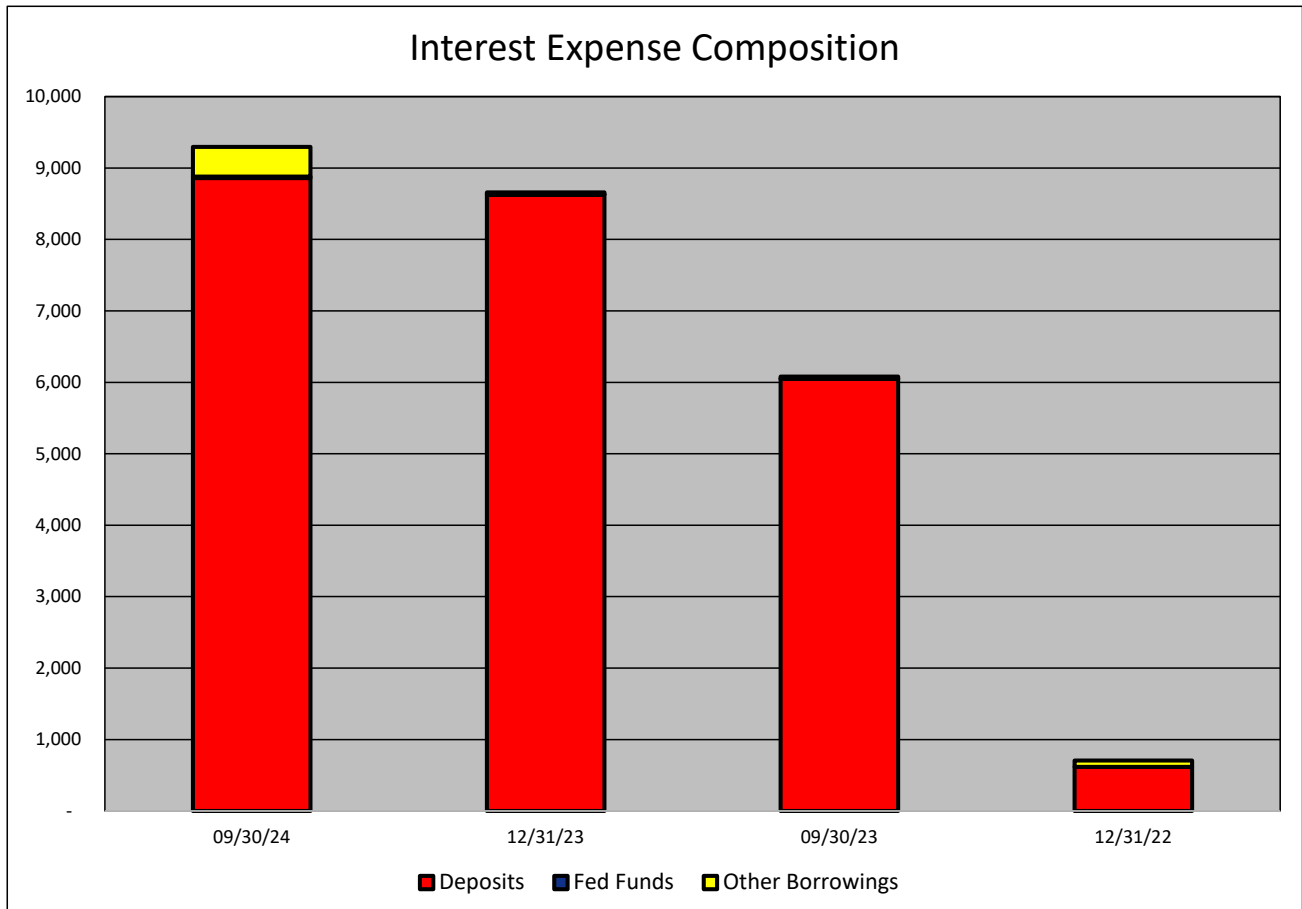


INTEREST EXPENSE COMPOSITION- Mainstreet Community Bank of Florida
(Dollars in Thousands)

As of:	09/30/24	12/31/23	09/30/23	12/31/22	\$ Change 12 MTHS	% Change 12 MTHS
--------	----------	----------	----------	----------	----------------------	---------------------

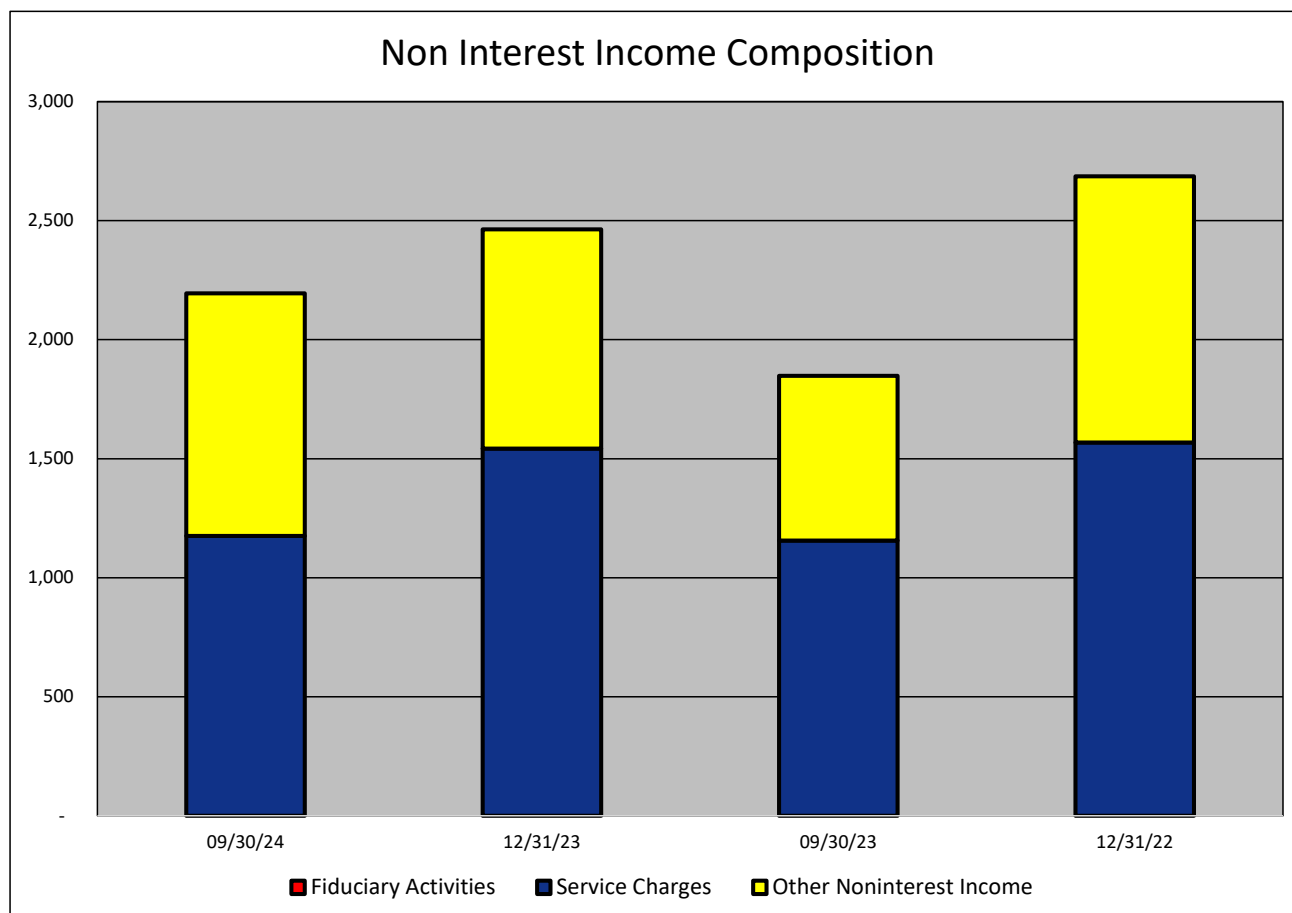
INTEREST EXPENSE CATEGORY

Deposits	8,860	8,629	6,050	619	2,810	46.45
Fed Funds	21	1	1	-	20	2,000.00
Other Borrowings	416	30	30	86	386	1,286.67
Total Int Expense	9,297	8,660	6,081	705	3,216	52.89



NONINTEREST INCOME COMPOSITION- Mainstreet Community Bank of Florida
(Dollars in Thousands)

As of:	09/30/24	12/31/23	09/30/23	12/31/22	\$ Change 12 MTHS	% Change 12 MTHS
NONINTEREST INCOME CATEGORY						
Fiduciary Activities	-	-	-	-	-	NA
Service Charges	1,176	1,542	1,156	1,568	20	1.73
Other Noninterest Income	1,019	921	692	1,118	327	47.25
Total Nonint. Income	2,195	2,463	1,848	2,686	347	18.78

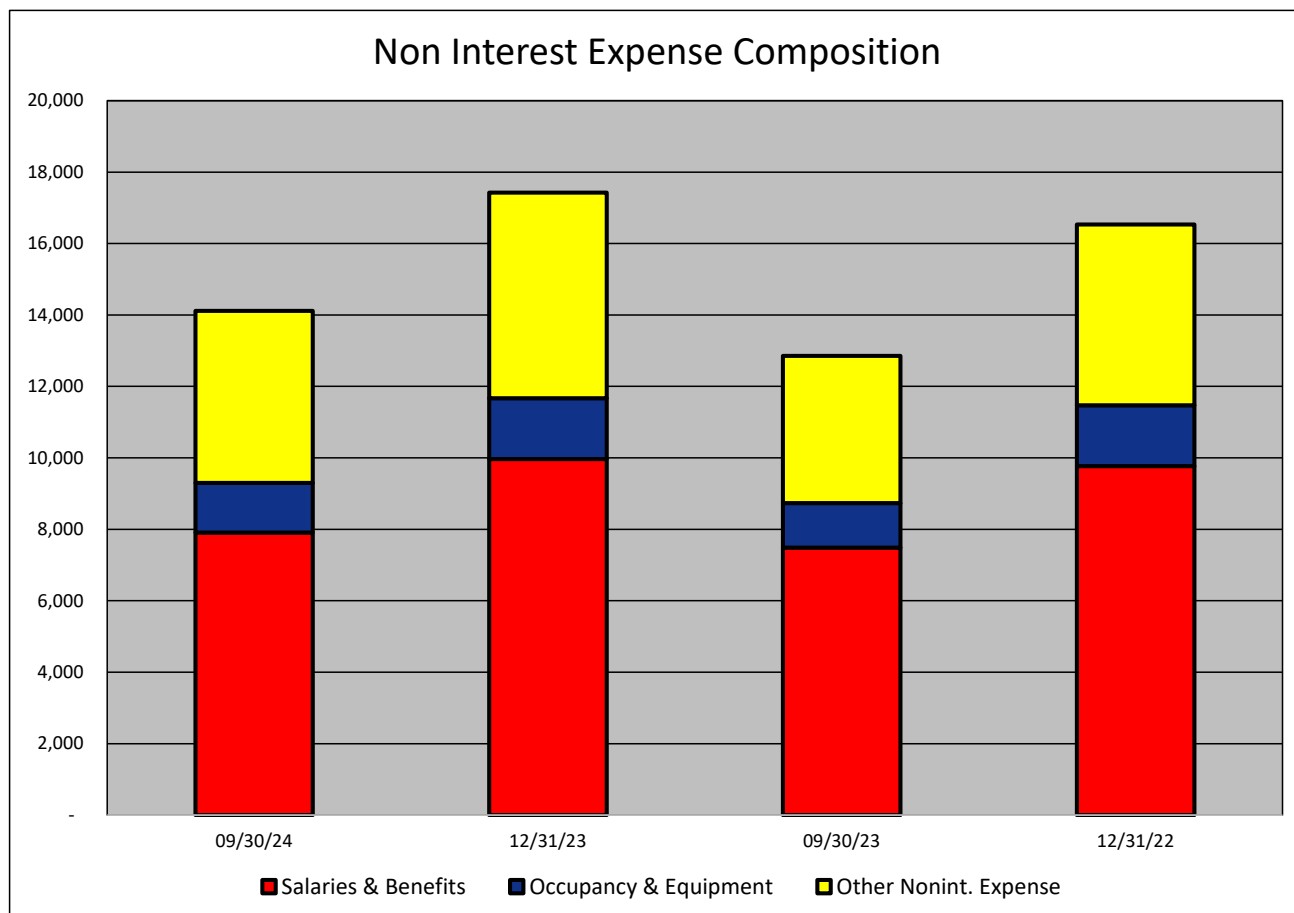


NONINTEREST EXPENSE COMPOSITION- Mainstreet Community Bank of Florida
(Dollars in Thousands)

As of:	09/30/24	12/31/23	09/30/23	12/31/22	\$ Change 12 MTHS	% Change 12 MTHS
--------	----------	----------	----------	----------	----------------------	---------------------

NONINTEREST EXPENSE CATEGORY

Salaries & Benefits	7,909	9,969	7,486	9,769	423	5.65
Occupancy & Equipment	1,387	1,698	1,249	1,700	138	11.05
Other Nonint. Expense	4,817	5,759	4,120	5,063	697	16.92
Total Nonint. Expense	14,113	17,426	12,855	16,532	1258	9.79



PEER GROUP COMPARISONS REPORT
Central Florida Group

BALANCE SHEET

Institution name	Total Assets \$000		% Change in Assets
	This Year	Last Year	
Sunrise Bank	577,407	475,513	21.43
First Colony Bank Of Florida	316,544	270,407	17.06
Cogent Bank	1,926,188	1,679,641	14.68
Winter Park National Bank	845,000	756,705	11.67
Surety Bank	205,765	188,254	9.30
Mainstreet Community Bank Of Florida	839,200	791,380	6.04
Citizens Bank And Trust	1,363,784	1,288,984	5.80
First National Bank Of Wauchula	90,799	85,989	5.59
Citizens First Bank	3,899,117	3,704,723	5.25
First Bank	729,021	694,913	4.91
Commerce Bank & Trust	172,375	167,161	3.12
Bank Of Central Florida	1,117,421	1,085,672	2.92
Southstate Bank, National Association	46,071,510	44,975,911	2.44
Heartland National Bank	723,390	714,025	1.31
Axiom Bank, National Association	815,136	824,400	(1.12)
Crews Bank & Trust	2,129,178	2,162,337	(1.53)
United Southern Bank	852,835	885,844	(3.73)
The First National Bank Of Mount Dora	358,220	383,020	(6.47)

Select Peer Average	3,501,827	3,396,382	5.48
----------------------------	------------------	------------------	-------------

PEER GROUP COMPARISONS REPORT
Central Florida Group

BALANCE SHEET

Institution name	Total Loans \$000		% Change in Loans
	This Year	Last Year	
Sunrise Bank	451,435	373,357	20.91
Mainstreet Community Bank Of Florida	589,433	491,721	19.87
Winter Park National Bank	467,807	397,769	17.61
First Colony Bank Of Florida	198,059	169,168	17.08
Axiom Bank, National Association	597,914	519,588	15.07
Commerce Bank & Trust	127,846	112,482	13.66
Bank Of Central Florida	763,948	683,522	11.77
Cogent Bank	1,532,023	1,377,545	11.21
Citizens Bank And Trust	764,375	700,151	9.17
United Southern Bank	392,885	361,741	8.61
The First National Bank Of Mount Dora	117,757	109,865	7.18
Southstate Bank, National Association	33,835,236	32,044,116	5.59
Crews Bank & Trust	1,195,576	1,135,048	5.33
First Bank	426,947	410,155	4.09
Citizens First Bank	1,259,430	1,226,051	2.72
Heartland National Bank	154,873	152,710	1.42
Surety Bank	74,341	75,011	(0.89)
First National Bank Of Wauchula	66,300	68,628	(3.39)

Select Peer Average	2,389,788	2,244,924	9.28
----------------------------	-----------	-----------	------

PEER GROUP COMPARISONS REPORT
Central Florida Group

CAPITAL RATIOS
For the nine months ended September 30, 2024

Institution name	Equity/ Assets	Leverage Ratio	Tier 1 Risk- based Ratio	Risk based Capital Ratio	Common Equity Tier 1 Capital Ratio
Citizens First Bank	11.17	12.93	19.11	20.07	19.11
Surety Bank	9.82	12.48	24.45	25.53	24.45
The First National Bank Of Mount Dora	9.68	11.82	16.62	17.54	16.62
First National Bank Of Wauchula	10.20	11.36	0.00	0.00	0.00
Axiom Bank, National Association	11.38	11.03	13.41	14.63	13.41
Crews Bank & Trust	11.00	10.88	0.00	0.00	0.00
Southstate Bank, National Association	13.41	10.59	13.15	14.41	13.15
Heartland National Bank	8.94	9.52	27.83	28.92	27.83
Sunrise Bank	8.07	9.31	0.00	0.00	0.00
United Southern Bank	5.60	9.19	16.43	17.68	16.43
First Bank	9.10	9.17	14.86	16.11	14.86
Commerce Bank & Trust	6.54	9.09	11.75	13.01	11.75
Mainstreet Community Bank Of Florida	7.71	8.86	0.00	0.00	0.00
Cogent Bank	8.82	8.68	10.68	11.81	10.68
First Colony Bank Of Florida	7.87	8.66	11.91	13.16	11.91
Bank Of Central Florida	7.19	8.26	11.69	12.61	11.69
Citizens Bank And Trust	2.61	7.44	12.00	12.93	12.00
Winter Park National Bank	5.43	6.62	10.70	11.96	10.70

Select Peer Average	8.59	9.77	11.92	12.80	11.92
----------------------------	------	------	-------	-------	-------

PEER GROUP COMPARISONS REPORT
Central Florida Group

BALANCE SHEET RATIOS
For the nine months ended September 30, 2024

Institution name	Loans/ Deposits	Gross Loans/ Assets	Securities/ Assets
Southstate Bank, National Association	89.63	73.44	14.90
Sunrise Bank	88.83	78.18	14.57
Cogent Bank	87.82	79.54	16.97
First National Bank Of Wauchula	85.37	73.02	6.32
Axiom Bank, National Association	83.83	73.35	7.25
Commerce Bank & Trust	81.81	74.17	15.14
Mainstreet Community Bank Of Florida	78.65	70.24	22.09
Bank Of Central Florida	74.38	68.37	18.26
First Colony Bank Of Florida	68.34	62.57	17.27
First Bank	64.95	58.56	25.58
Winter Park National Bank	63.60	55.36	27.75
Crews Bank & Trust	63.52	56.15	28.82
Citizens Bank And Trust	59.88	56.05	40.28
United Southern Bank	52.66	46.07	40.28
Surety Bank	40.31	36.13	15.98
Citizens First Bank	37.98	32.30	62.56
The First National Bank Of Mount Dora	36.86	32.87	58.05
Heartland National Bank	24.42	21.41	50.82

Select Peer Average	65.71	58.21	26.83
----------------------------	--------------	--------------	--------------

PEER GROUP COMPARISONS REPORT
Central Florida Group

PROFITABILITY RATIOS
For the nine months ended September 30, 2024

Institution name	Avg Total Assets (\$000)	Return on Avg Assets	Return on Avg Equity
Surety Bank	203,893	2.64	27.98
Crews Bank & Trust	2,156,406	1.68	16.09
Heartland National Bank	721,974	1.62	20.15
First Colony Bank Of Florida	307,721	1.58	20.01
Cogent Bank	1,890,314	1.36	16.85
First Bank	733,472	1.25	14.97
Southstate Bank, National Association	46,156,319	1.19	9.30
Bank Of Central Florida	1,115,434	1.10	16.60
First National Bank Of Wauchula	90,014	1.00	10.41
Sunrise Bank	535,153	0.97	12.49
Winter Park National Bank	822,270	0.95	18.12
Citizens First Bank	3,899,649	0.93	9.25
The First National Bank Of Mount Dora	368,077	0.90	10.49
United Southern Bank	920,807	0.77	18.27
Commerce Bank & Trust	174,598	0.64	10.86
Mainstreet Community Bank Of Florida	812,929	0.61	8.45
Citizens Bank And Trust	1,421,567	0.56	39.26
Axiom Bank, National Association	843,751	0.51	4.78

Select Peer Average	3,509,686	1.13	15.80
----------------------------	------------------	-------------	--------------

PEER GROUP COMPARISONS REPORT
Central Florida Group

PROFITABILITY RATIOS
For the nine months ended September 30, 2024

Institution name	Noninterest Income/AA	Net Overhead Ratio	Efficiency Ratio	Assets (per million) per Employee
Heartland National Bank	0.25	1.13	39.00	13.40
Winter Park National Bank	0.06	1.02	43.59	27.26
First Colony Bank Of Florida	0.12	1.55	49.58	16.66
Citizens First Bank	0.59	1.01	51.91	9.70
Surety Bank	3.47	(0.06)	55.20	5.56
Bank Of Central Florida	0.24	1.77	56.92	10.44
Cogent Bank	0.77	1.94	57.30	8.16
Southstate Bank, National Association	0.70	1.48	57.43	8.96
First Bank	0.67	1.75	58.40	6.88
Crews Bank & Trust	0.81	1.78	58.49	5.88
Sunrise Bank	0.06	2.01	65.81	9.62
United Southern Bank	0.59	1.69	68.51	5.54
Mainstreet Community Bank Of Florida	0.36	1.95	69.37	8.07
The First National Bank Of Mount Dora	2.62	1.40	76.61	4.32
Commerce Bank & Trust	0.22	2.17	77.40	8.21
Citizens Bank And Trust	0.70	1.64	78.48	7.07
First National Bank Of Wauchula	0.82	3.24	80.08	4.13
Axiom Bank, National Association	1.14	3.42	83.25	5.66

Select Peer Average	0.79	1.72	62.63	9.19
----------------------------	------	------	-------	------

PEER GROUP COMPARISONS REPORT
Central Florida Group

ASSET QUALITY RATIOS
For the nine months ended September 30, 2024

Institution name	Allowance/ Loans	Nonperf Loans/ Total Loans	Nonperf Assets/ Total Assets	Adjusted Texas Ratio
Commerce Bank & Trust	1.40	0.00	0.00	0.00
Bank Of Central Florida	0.95	0.00	0.00	0.00
First Colony Bank Of Florida	1.55	0.00	0.00	0.00
Crews Bank & Trust	1.84	0.03	0.02	0.14
Citizens First Bank	1.69	0.18	0.06	0.48
First Bank	1.71	0.09	0.06	0.27
Heartland National Bank	1.59	0.33	0.07	0.76
The First National Bank Of Mount Dora	1.75	0.22	0.07	0.71
Surety Bank	1.49	0.46	0.17	1.60
United Southern Bank	2.39	0.44	0.20	3.02
Winter Park National Bank	1.67	0.57	0.32	4.99
Cogent Bank	1.11	0.49	0.39	4.05
Southstate Bank, National Association	1.38	0.56	0.41	3.35
Sunrise Bank	1.19	0.53	0.42	0.96
First National Bank Of Wauchula	1.52	0.83	0.61	5.38
Mainstreet Community Bank Of Florida	1.25	1.09	0.77	8.96
Citizens Bank And Trust	1.03	1.82	1.02	32.07
Axiom Bank, National Association	1.27	1.88	1.43	11.75

Select Peer Average	1.49	0.53	0.33	4.36
----------------------------	------	------	------	------

PEER GROUP COMPARISONS REPORT
Central Florida Group

STATEMENT OF CONDITION (% OF ASSETS)
For the nine months ended September 30, 2024

Institution name	Cash & Nointerest bearing Deps	Interest- bearing Bal	Fed Funds Sold & Repos	Held to Maturity Secs	Available for Sale Secs
Surety Bank	24.38	19.39	0.00	0.00	15.98
First National Bank Of Wauchula	6.29	10.22	0.00	0.00	6.32
First Bank	2.28	8.63	1.42	0.00	25.58
Mainstreet Community Bank Of Florida	1.49	1.72	0.08	0.00	22.09
Commerce Bank & Trust	1.39	6.74	0.00	0.00	15.14
Southstate Bank, National Association	1.23	1.40	0.01	5.00	9.91
First Colony Bank Of Florida	1.13	18.99	0.00	9.68	7.59
Axiom Bank, National Association	1.02	14.92	0.00	0.00	7.25
Heartland National Bank	1.01	24.44	0.00	0.00	50.82
Sunrise Bank	1.00	4.57	0.00	0.87	13.70
Crews Bank & Trust	0.89	13.17	0.00	21.15	7.67
Winter Park National Bank	0.88	14.73	0.00	17.58	10.16
United Southern Bank	0.85	8.02	0.00	1.03	39.25
Citizens First Bank	0.73	0.19	1.36	0.00	62.56
Bank Of Central Florida	0.57	9.76	0.00	0.00	18.26
The First National Bank Of Mount Dora	0.51	2.57	0.00	0.00	58.05
Citizens Bank And Trust	0.25	0.93	0.00	0.00	40.28
Cogent Bank	0.11	2.98	0.00	0.00	16.97

Select Peer Average	2.56	9.08	0.16	3.07	23.75
----------------------------	------	------	------	------	-------

PEER GROUP COMPARISONS REPORT
Central Florida Group

STATEMENT OF CONDITION (% OF ASSETS)
For the nine months ended September 30, 2024

Institution name	Net Loans & Leases	Premises & Fixed Assets	Total Real Estate Owned	Intangible Assets
Cogent Bank	78.57	0.23	0.00	0.12
Sunrise Bank	77.25	1.54	0.00	0.00
Commerce Bank & Trust	73.13	0.13	0.00	0.00
Axiom Bank, National Association	72.42	1.46	0.01	0.13
First National Bank Of Wauchula	71.90	1.35	0.00	0.00
Southstate Bank, National Association	71.80	1.11	0.00	4.51
Mainstreet Community Bank Of Florida	69.29	2.16	0.00	0.01
Bank Of Central Florida	67.72	1.56	0.00	0.02
First Colony Bank Of Florida	61.60	0.38	0.00	0.00
First Bank	57.56	1.98	0.00	0.00
Citizens Bank And Trust	55.47	1.30	0.00	0.00
Crews Bank & Trust	55.12	1.28	0.00	0.00
Winter Park National Bank	54.44	0.33	0.00	0.00
United Southern Bank	44.97	1.20	0.00	0.00
Surety Bank	35.59	1.23	0.00	0.00
The First National Bank Of Mount Dora	32.30	1.20	0.00	0.00
Citizens First Bank	31.50	1.39	0.00	0.44
Heartland National Bank	21.04	0.55	0.00	0.00

Select Peer Average	57.32	1.13	0.00	0.29
----------------------------	--------------	-------------	-------------	-------------

PEER GROUP COMPARISONS REPORT
Central Florida Group

STATEMENT OF CONDITION (% OF TOTAL FUNDING SOURCES)
For the nine months ended September 30, 2024

Institution name	Non Interest Bearing Deps	Interest Bearing Deps	Total Deps	Total Fed Funds & Repos	Other Borrowed Money
Surety Bank	47.25	52.75	100.00	0.00	0.00
Crews Bank & Trust	40.76	59.15	99.91	0.09	0.00
Axiom Bank, National Association	40.28	59.72	100.00	0.00	0.00
The First National Bank Of Mount Dora	38.06	61.94	100.00	0.00	0.00
First Bank	36.13	63.87	100.00	0.00	0.00
First Colony Bank Of Florida	36.11	63.89	100.00	0.00	0.00
Citizens Bank And Trust	33.74	63.34	97.08	1.17	1.75
Bank Of Central Florida	33.64	66.36	100.00	0.00	0.00
Commerce Bank & Trust	31.41	66.32	97.74	2.26	0.00
Mainstreet Community Bank Of Florida	31.36	66.05	97.40	0.00	2.60
First National Bank Of Wauchula	27.73	69.76	97.49	0.00	2.51
Southstate Bank, National Association	27.18	70.64	97.82	1.39	0.78
United Southern Bank	26.25	67.47	93.72	0.00	6.28
Cogent Bank	25.05	74.95	100.00	0.00	0.00
Heartland National Bank	24.30	72.73	97.03	2.97	0.00
Sunrise Bank	22.83	73.94	96.76	0.00	3.24
Winter Park National Bank	20.63	71.94	92.56	1.14	6.29
Citizens First Bank	16.73	79.93	96.66	3.34	0.00

Select Peer Average	31.08	66.93	98.01	0.69	1.30
----------------------------	-------	-------	-------	------	------

PEER GROUP COMPARISONS REPORT
Central Florida Group

YIELDS, COSTS & SPREADS - ASSET YIELDS
For the nine months ended September 30, 2024

Institution name	Yield on Earning Assets	Cost of Funds	Net Interest Margin	Avg Earning Assets/AA
First National Bank Of Wauchula	6.43	2.73	4.61	92.17
Axiom Bank, National Association	6.72	3.84	4.52	95.93
Cogent Bank	6.75	4.11	3.94	99.20
First Bank	4.81	1.91	3.66	94.27
Crews Bank & Trust	4.88	2.38	3.64	98.34
Surety Bank	5.65	3.12	3.51	73.61
Heartland National Bank	4.94	2.21	3.40	96.94
Bank Of Central Florida	5.06	2.67	3.39	97.08
Southstate Bank, National Association	5.05	2.52	3.37	91.05
First Colony Bank Of Florida	5.12	2.23	3.16	99.06
Mainstreet Community Bank Of Florida	4.77	2.50	3.16	94.34
Sunrise Bank	5.82	3.89	3.13	98.17
Commerce Bank & Trust	5.09	3.21	2.90	97.27
United Southern Bank	3.97	1.48	2.82	96.36
Citizens First Bank	4.18	1.95	2.48	97.50
Winter Park National Bank	4.83	3.23	2.46	97.77
The First National Bank Of Mount Dora	3.75	2.32	2.44	97.89
Citizens Bank And Trust	3.92	2.55	2.34	96.76

Select Peer Average	5.10	2.71	3.31	95.21
----------------------------	------	------	------	-------