

# First National Bank Of Wauchula

Wauchula, FL

Established  
1/12/1960

## Florida Bank and Thrift Performance Report

### Table of Contents

<b>Title</b>	<b>Page</b>
PEER GROUP POSITION	1
EXECUTIVE SUMMARY	2
SELECTED FINANCIAL DATA	3
SECURITIES COMPOSITION	4
LOAN PORTFOLIO COMPOSITION	5
LOAN PORTFOLIO QUALITY	6
DEPOSIT BASE COMPOSITION	7
INTEREST INCOME COMPOSITION	8
INTEREST EXPENSE COMPOSITION	9
NONINTEREST INCOME COMPOSITION	10
NONINTEREST EXPENSE COMPOSITION	11
PEER GROUP COMPARISONS REPORT	12-22

---

#### FLORIDA BANKING TEAM

Ted Hacker, Steve Kania, Robert Brink, David Ajvazi, Erica Hines, Sacha Widmaier, Anthony Hagbartsen, Madeline Bogumil, Phillip Berdeguer, Andrew Joyce, Mai Tran, Meranda Joseph, Patricia Romero, Vanessa Hossler, Adam McCord, Allyson Wiitala, Jacob Ingram, Rachel Jean, Brendan Yosko, Martha Zubia, Stephanie Flores, Joshua Koelsch, Krishna Reddy, Jacob Frantzen, Sander Ocasio, Brian Katz, Nicholas Singh, Martin Gonzalez

Information contained herein was obtained from FIS is believed to be reliable however, accuracy is not guaranteed and all peer and state averages are simple averages.

**PEER GROUP POSITION**  
**For the**  
**Central Florida Group**

**For the nine months ended September 30, 2024**

Institution name	Total Assets (\$000's)
Southstate Bank, National Association	46,071,510
Citizens First Bank	3,899,117
Crews Bank & Trust	2,129,178
Cogent Bank	1,926,188
Citizens Bank And Trust	1,363,784
Bank Of Central Florida	1,117,421
United Southern Bank	852,835
Winter Park National Bank	845,000
Mainstreet Community Bank Of Florida	839,200
Axiom Bank, National Association	815,136
First Bank	729,021
Heartland National Bank	723,390
Sunrise Bank	577,407
The First National Bank Of Mount Dora	358,220
First Colony Bank Of Florida	316,544
Surety Bank	205,765
Commerce Bank & Trust	172,375
First National Bank Of Wauchula	90,799

Institution name	Return on Avg Assets (%)
Surety Bank	2.64
Crews Bank & Trust	1.68
Heartland National Bank	1.62
First Colony Bank Of Florida	1.58
Cogent Bank	1.36
First Bank	1.25
Southstate Bank, National Association	1.19
Bank Of Central Florida	1.10
First National Bank Of Wauchula	1.00
Sunrise Bank	0.97
Winter Park National Bank	0.95
Citizens First Bank	0.93
The First National Bank Of Mount Dora	0.90
United Southern Bank	0.77
Commerce Bank & Trust	0.64
Mainstreet Community Bank Of Florida	0.61
Citizens Bank And Trust	0.56
Axiom Bank, National Association	0.51

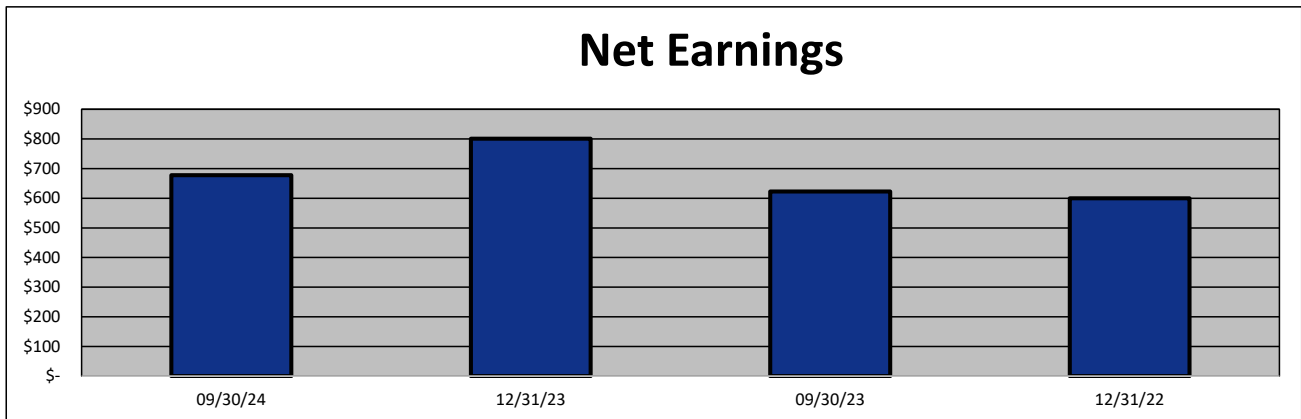
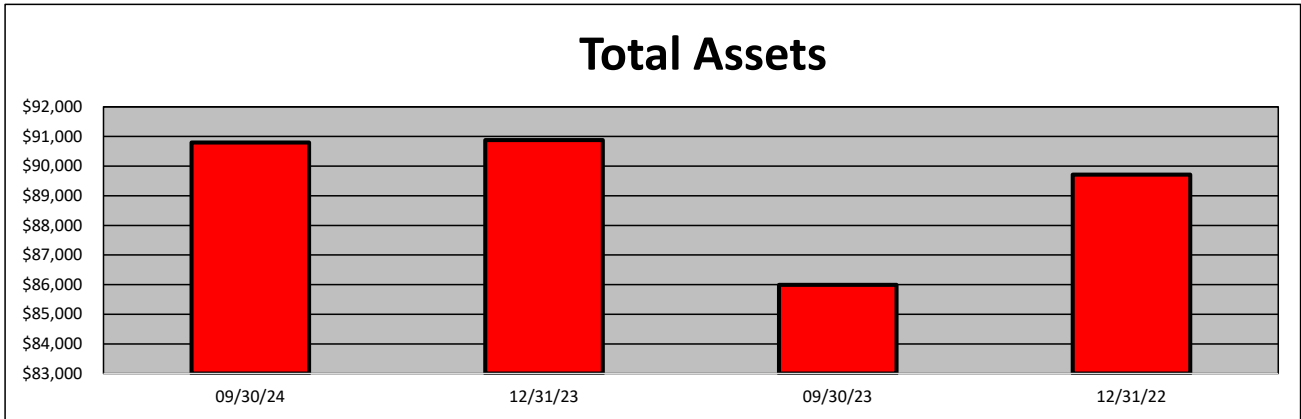
**EXECUTIVE SUMMARY - First National Bank of Wauchula  
(Percentage)**

Period Ending	09/30/24	12/31/23	09/30/23	12/31/22	State Avg.	Peer Avg.
<b>CAPITAL RATIOS</b>						
Equity/Assets	10.20	9.29	9.84	8.95	9.87	8.59
Leverage Ratio	11.36	10.69	11.29	10.43	10.70	9.77
Tier 1 Cap/Risk Based Assets	0.00	0.00	0.00	0.00	12.49	11.92
Risk Based Ratio	0.00	0.00	0.00	0.00	13.34	12.80
Common Equity Tier 1 Capital Ratio	NA	0.00	0.00	0.00	12.45	11.92
<b>BALANCE SHEET RATIOS:</b>						
Loan/Deposit Ratio	85.37	87.81	93.12	81.65	75.65	65.71
Loans/Assets	73.02	76.07	79.81	72.84	63.44	58.21
Securities/Assets	6.32	6.45	6.59	7.02	20.01	26.83
<b>PROFITABILITY:</b>						
Return on Avg Assets	1.00	0.91	0.94	0.68	0.75	1.13
Return on Avg Equity	10.41	9.59	9.97	7.54	10.06	15.80
Nonint Income/Avg Assets	0.82	0.36	0.35	0.35	0.79	0.79
Net Overhead Ratio	3.24	3.78	3.79	3.59	2.14	1.72
Efficiency Ratio	80.08	81.04	80.33	84.08	72.20	62.63
Assets (per million) per Employee	4.13	3.37	3.07	3.32	10.50	9.19
<b>ASSET QUALITY:</b>						
Allowance/Loans	1.52	1.44	1.47	1.30	1.29	1.49
Nonperforming Loans/Total Loans	0.83	0.66	0.80	0.64	0.55	0.53
Nonperforming Assets/Total Assets	0.61	0.50	0.64	0.46	0.37	0.33
Adjusted Texas Ratio	5.38	4.81	5.83	4.69	3.62	4.36
<b>YIELDS &amp; COSTS:</b>						
Yield on earning assets	6.43	5.98	5.85	5.11	5.49	5.10
Cost of funds	2.73	1.29	0.95	0.36	3.09	2.71
Net interest margin	4.61	5.16	5.25	4.86	2.88	3.31
Avg Earning Assets/Avg Assets	92.17	91.92	91.36	88.98	96.03	95.21

**SELECTED FINANCIAL DATA - First National Bank of Wauchula**  
(Dollars in Thousands)

<b>As of:</b>	<b>09/30/24</b>	<b>12/31/23</b>	<b>09/30/23</b>	<b>12/31/22</b>	<b>\$ Change 12 MTHS</b>	<b>% Change 12 MTHS</b>
Total Assets	90,799	90,878	85,989	89,713	4,810	5.59
Cash and Equivalents	14,991	11,911	7,909	14,210	7,082	89.54
Securities	5,735	5,859	5,666	6,297	69	1.22
Loans, net	66,300	69,135	68,628	65,345	(2,328)	(3.39)
Deposit Accounts	77,664	78,734	73,698	80,029	3,966	5.38
Fed Funds & Repos	-	-	-	-	-	NA
Total Equity	9,265	8,444	8,460	8,029	805	9.52

<b>Period Ending</b>	<b>09/30/24</b>	<b>12/31/23</b>	<b>09/30/23</b>	<b>12/31/22</b>	<b>\$ Change 12 MTHS</b>	<b>% Change 12 MTHS</b>
Net Earnings	678	801	623	600	55	8.83
Interest Income	4,000	4,846	3,530	4,013	470	13.31
Interest Expense	1,134	666	366	192	768	209.84
Net Interest Income	2,866	4,180	3,164	3,821	(298)	(9.42)
Prov for Credit Losses	(1)	45	40	50	(41)	(102.50)
Noninterest income	555	316	231	310	324	140.26
Gain on Sale of Securities	-	-	-	-	-	NA
Noninterest Expense	2,744	3,650	2,732	3,481	12	0.44
Net Operating Income	678	801	623	600	55	8.83
Income Taxes	-	-	-	-	-	NA

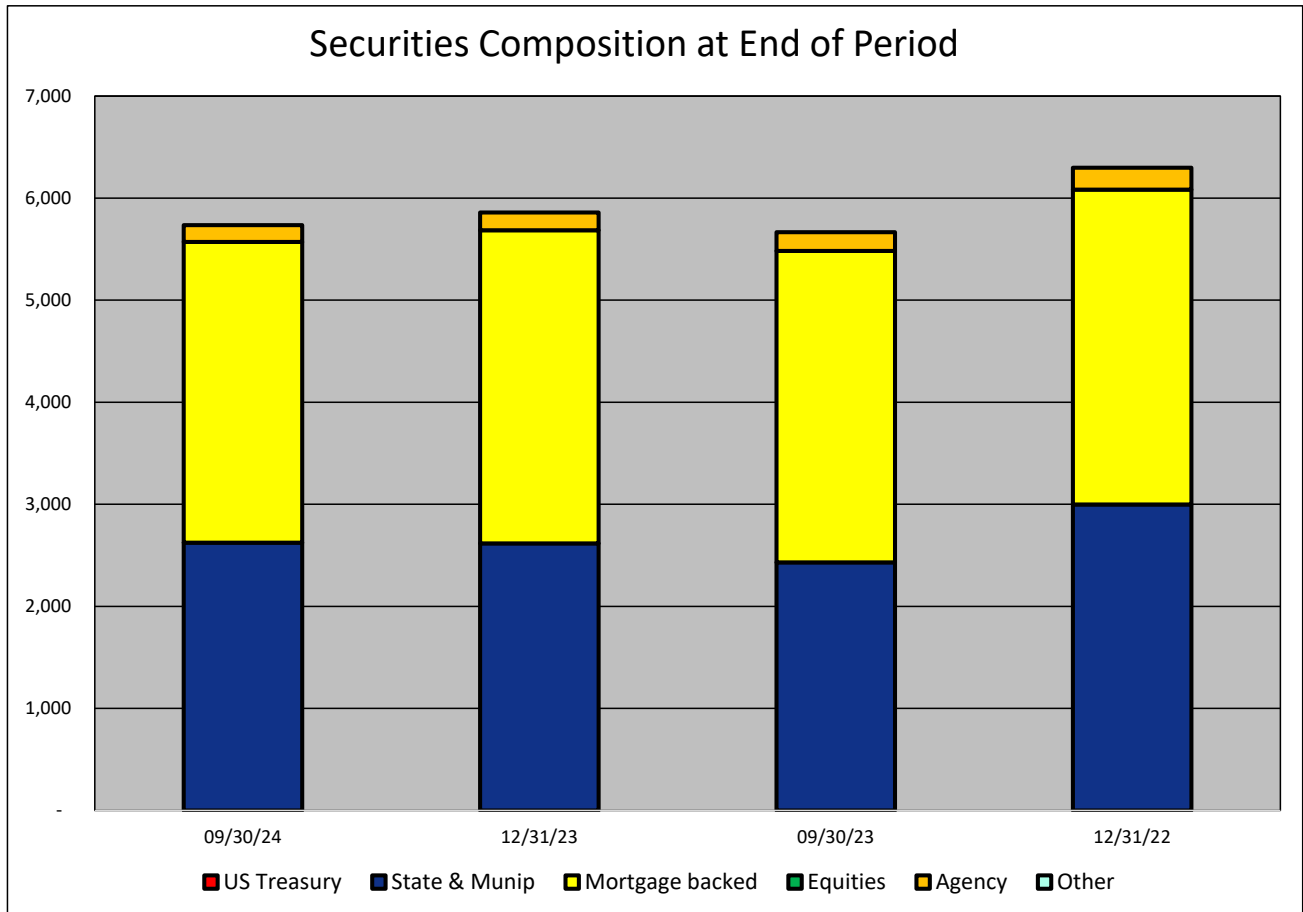


**SECURITIES COMPOSITION - First National Bank of Wauchula**  
(Dollars in Thousands)

As of:	09/30/24	12/31/23	09/30/23	12/31/22	\$ Change 12 MTHS	% Change 12 MTHS
--------	----------	----------	----------	----------	----------------------	---------------------

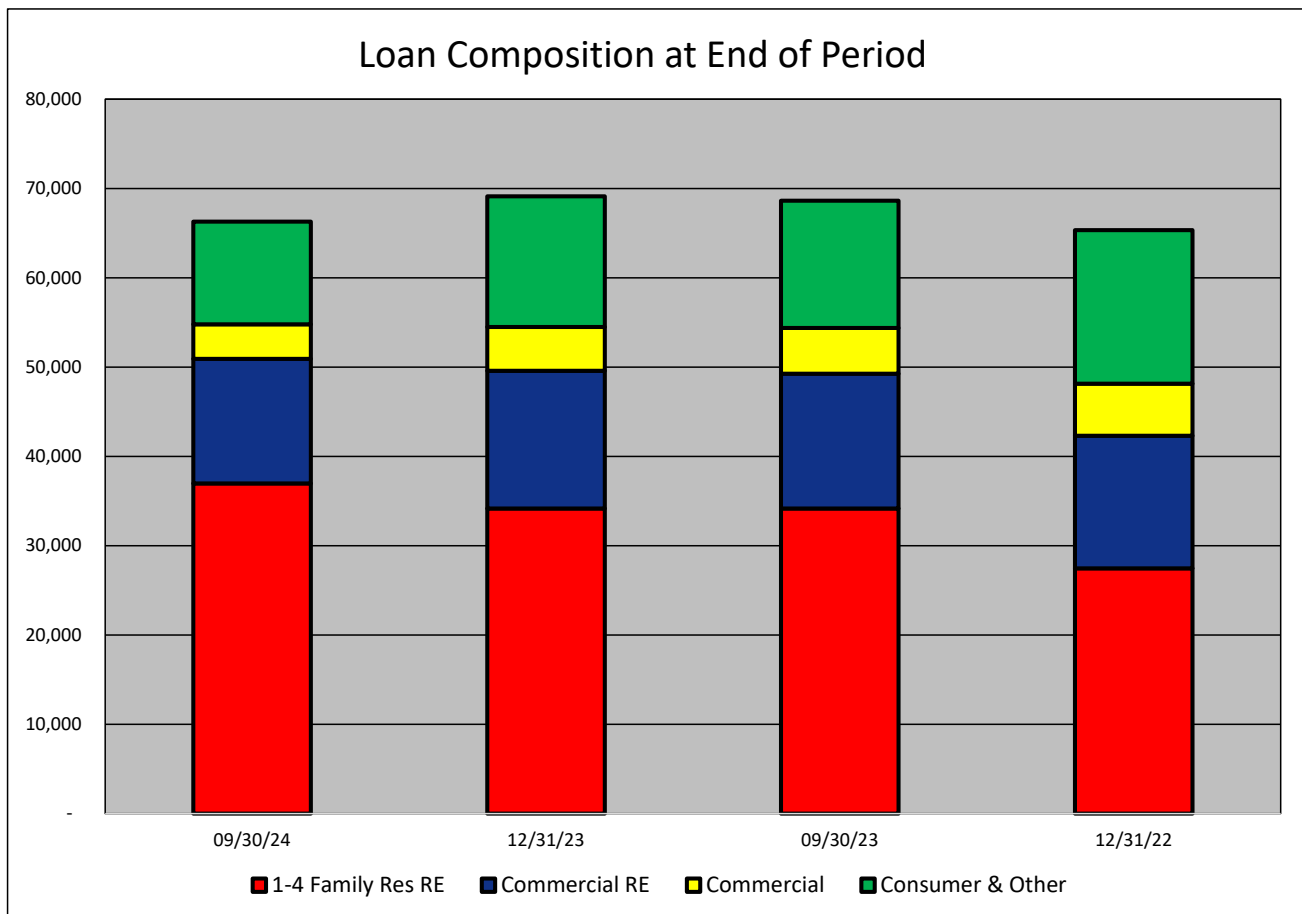
**SECURITIES CATEGORY:**

US Treasury	-	-	-	-	-	NA
State & Munip	2,624	2,616	2,431	2,998	193	7.94
Mortgage backed	2,947	3,069	3,052	3,085	(105)	(3.44)
Equities	-	-	-	-	-	NA
Agency	164	174	183	214	(19)	(10.38)
Other	-	-	-	-	-	NA
<b>Total Securities</b>	<b>5,735</b>	<b>5,859</b>	<b>5,666</b>	<b>6,297</b>	<b>69</b>	<b>1.22</b>



**LOAN PORTFOLIO COMPOSITION - First National Bank of Wauchula**  
(Dollars in Thousands)

As of:	09/30/24	12/31/23	09/30/23	12/31/22	\$ Change 12 MTHS	% Change 12 MTHS
<b>LOAN CATEGORY:</b>						
1-4 Family Res RE	36,964	34,176	34,176	27,472	2,788	8.16
Commercial RE	13,955	15,426	15,083	14,831	(1,128)	(7.48)
Commercial	3,876	4,882	5,114	5,844	(1,238)	(24.21)
Consumer & Other	11,505	14,651	14,255	17,198	(2,750)	(19.29)
<b>Loans, Net</b>	<b>66,300</b>	<b>69,135</b>	<b>68,628</b>	<b>65,345</b>	<b>(2,328)</b>	<b>(3.39)</b>



**LOAN PORTFOLIO QUALITY - First National Bank of Wauchula**  
(Dollars in Thousands)

As of:	09/30/24	12/31/23	09/30/23	12/31/22	\$ Change 12 MTHS	% Change 12 MTHS
--------	----------	----------	----------	----------	----------------------	---------------------

**ALLOWANCE FOR CREDIT LOSSES (LOANS):**

Beginning Balance	999	850	850	720	149	17.53
Total Recoveries	12	104	121	80	(109)	(90.08)
Total Charge-offs	-	-	-	-	-	NA
Provision Expense	(1)	45	40	50	(41)	(102.50)
Writedown Transfer Loans HFS	-	-	-	-	-	NA
Adjustments	-	-	-	-	-	NA
Ending Balance	1,010	999	1,011	850	(1)	(0.10)

**NON-PERFORMING ASSETS:**

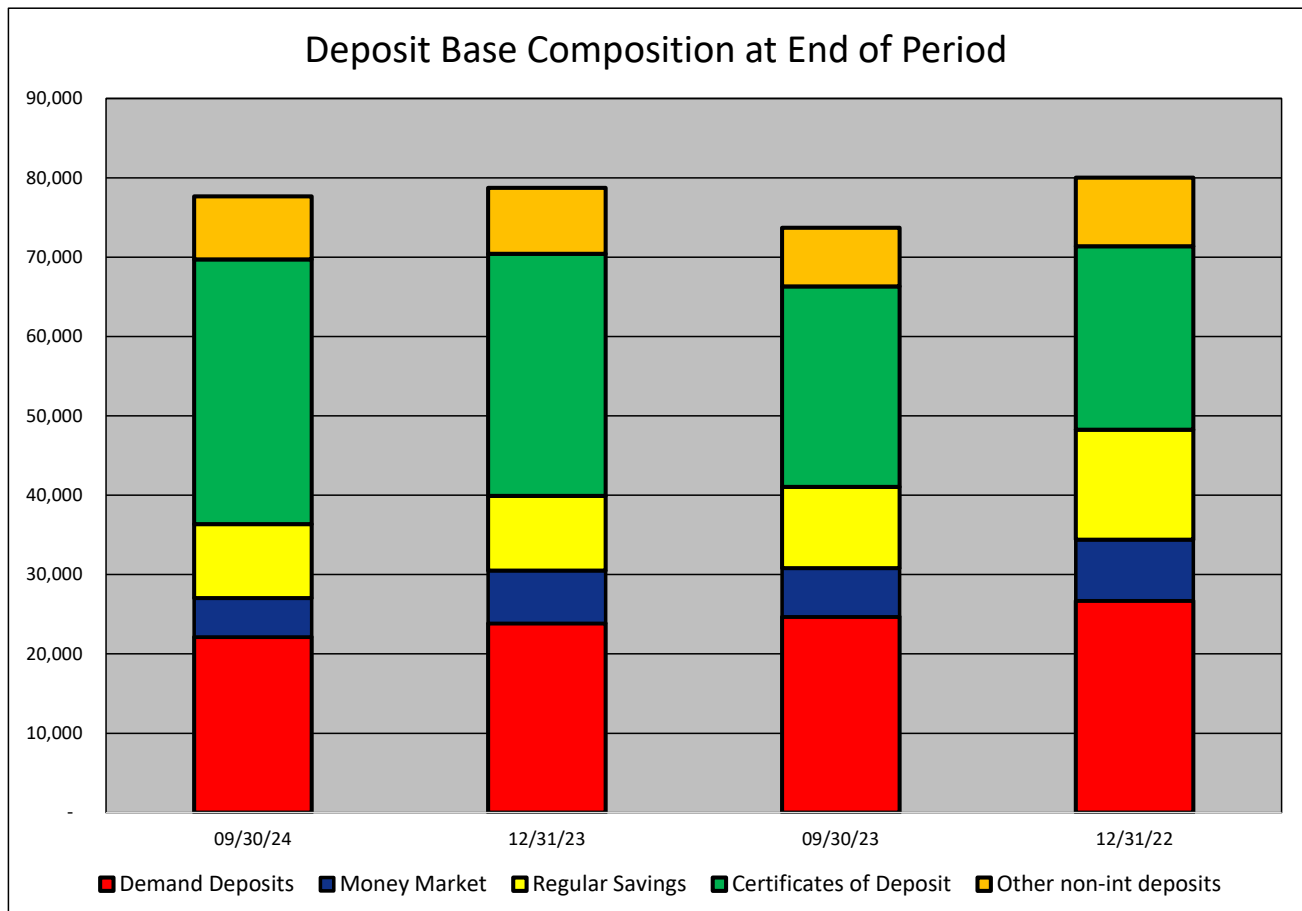
Total-90+ Days Past Due	-	-	-	-	-	NA
Total-Nonaccrual	553	454	552	416	1	0.18
Foreclosed Real Estate	-	-	-	-	-	NA
Total Non-perf Assets	553	454	552	416	1	0.18

**DEPOSIT BASE COMPOSITION - First National Bank of Wauchula**  
(Dollars in Thousands)

As of:	09/30/24	12/31/23	09/30/23	12/31/22	\$ Change 12 MTHS	% Change 12 MTHS
--------	----------	----------	----------	----------	----------------------	---------------------

**DEPOSIT BASE CATEGORY:**

Demand Deposits	22,125	23,843	24,690	26,711	(2,565)	(10.39)
Money Market	4,919	6,669	6,115	7,686	(1,196)	(19.56)
Regular Savings	9,312	9,401	10,251	13,862	(939)	(9.16)
Certificates of Deposit	33,364	30,522	25,273	23,122	8,091	32.01
Other non-int deposits	7,944	8,299	7,369	8,648	575	7.80
<b>Total Deposits</b>	<b>77,664</b>	<b>78,734</b>	<b>73,698</b>	<b>80,029</b>	<b>3,966</b>	<b>5.38</b>



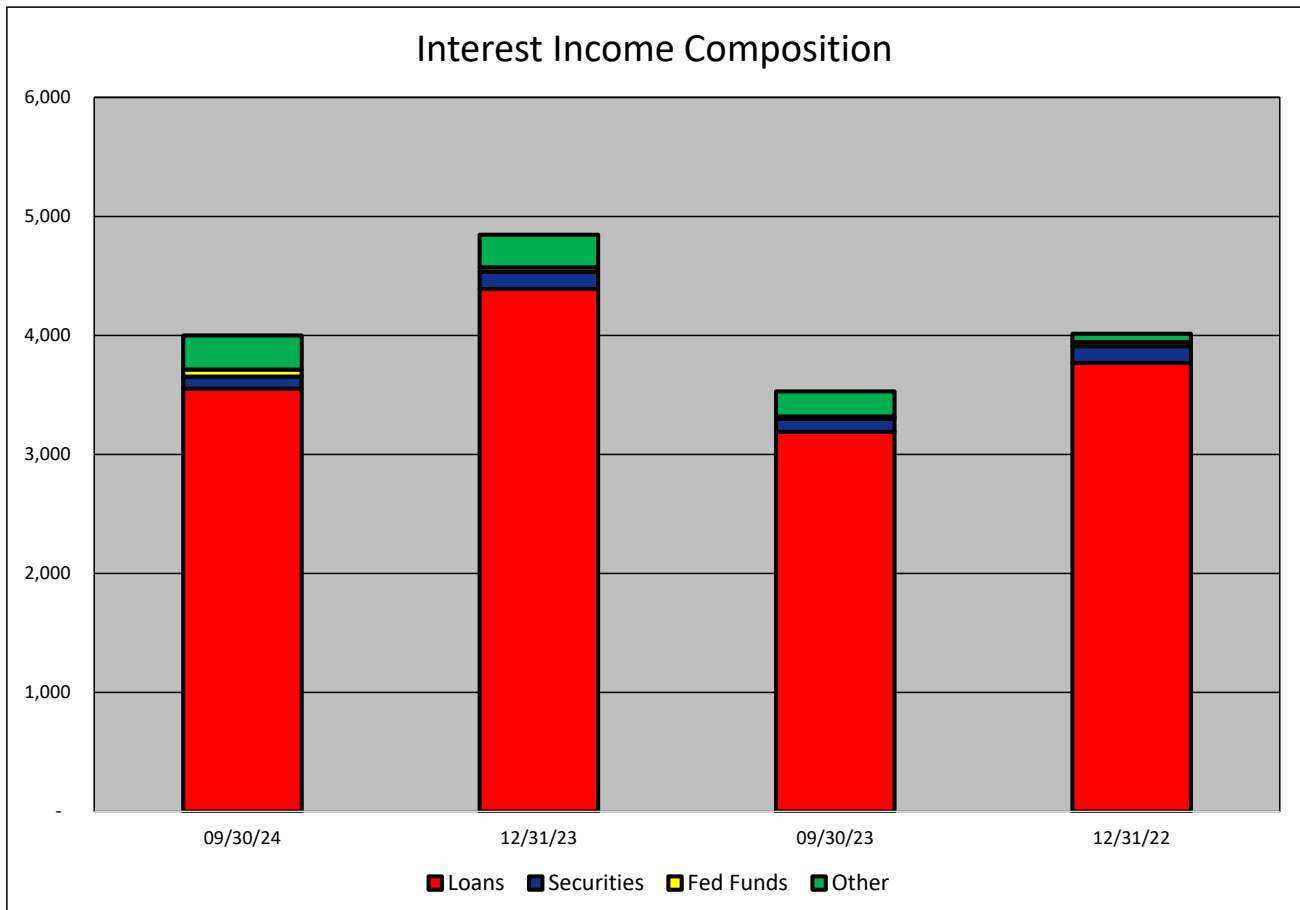


**INTEREST INCOME COMPOSITION- First National Bank of Wauchula**  
(Dollars in Thousands)

As of:	09/30/24	12/31/23	09/30/23	12/31/22	\$ Change 12 MTHS	% Change 12 MTHS
--------	----------	----------	----------	----------	----------------------	---------------------

**INTEREST INCOME CATEGORY**

Loans	3,551	4,391	3,190	3,769	361	11.32
Securities	103	145	109	140	(6)	(5.50)
Fed Funds	60	36	20	36	40	200.00
Other	286	274	211	68	75	35.55
<b>Total Int Income</b>	4,000	4,846	3,530	4,013	470	13.31

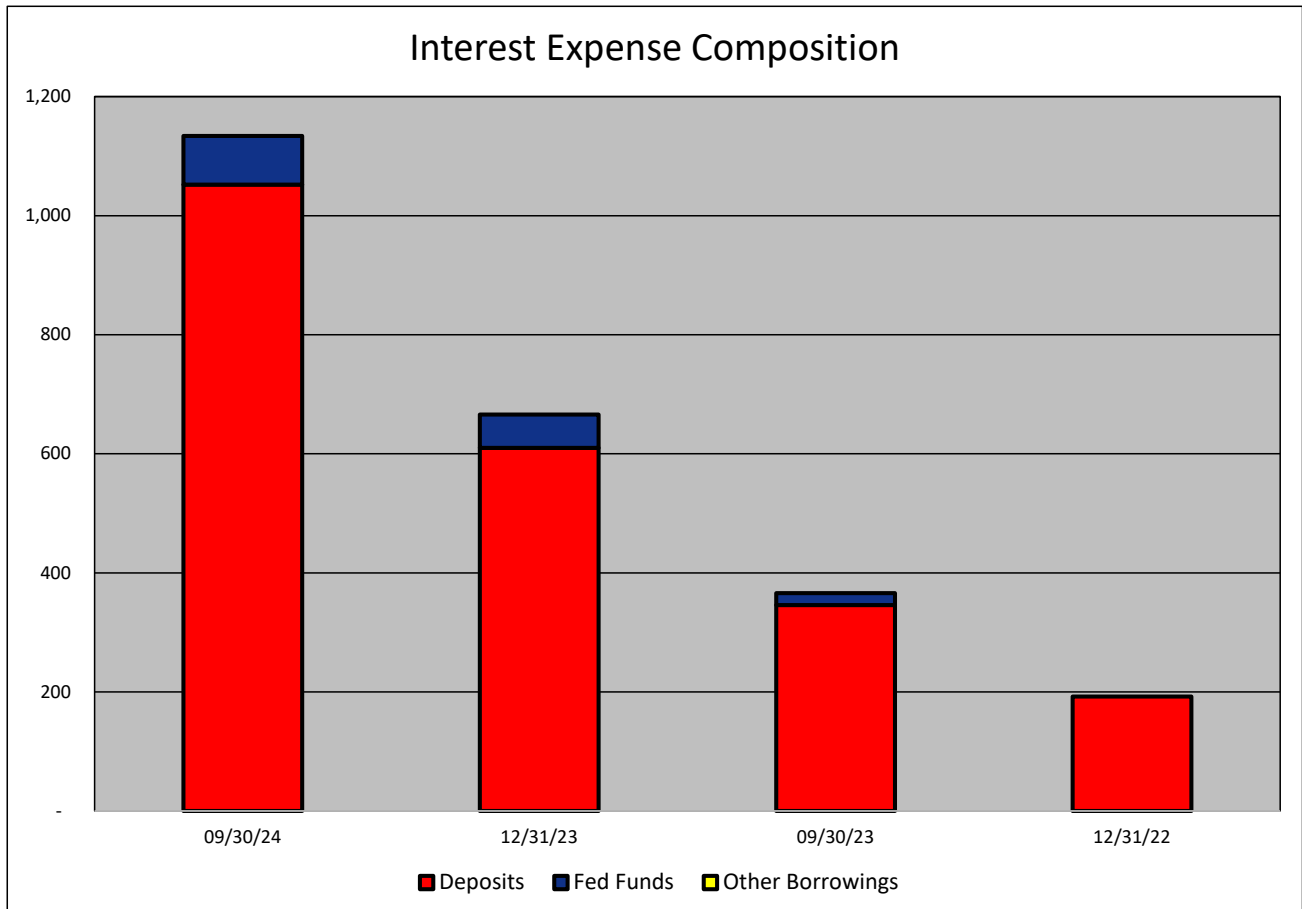


**INTEREST EXPENSE COMPOSITION- First National Bank of Wauchula**  
(Dollars in Thousands)

As of:	09/30/24	12/31/23	09/30/23	12/31/22	\$ Change 12 MTHS	% Change 12 MTHS
--------	----------	----------	----------	----------	----------------------	---------------------

**INTEREST EXPENSE CATEGORY**

Deposits	1,052	610	346	192	706	204.05
Fed Funds	82	56	20	-	62	310.00
Other Borrowings	-	-	-	-	-	NA
<b>Total Int Expense</b>	<b>1,134</b>	<b>666</b>	<b>366</b>	<b>192</b>	<b>768</b>	<b>209.84</b>

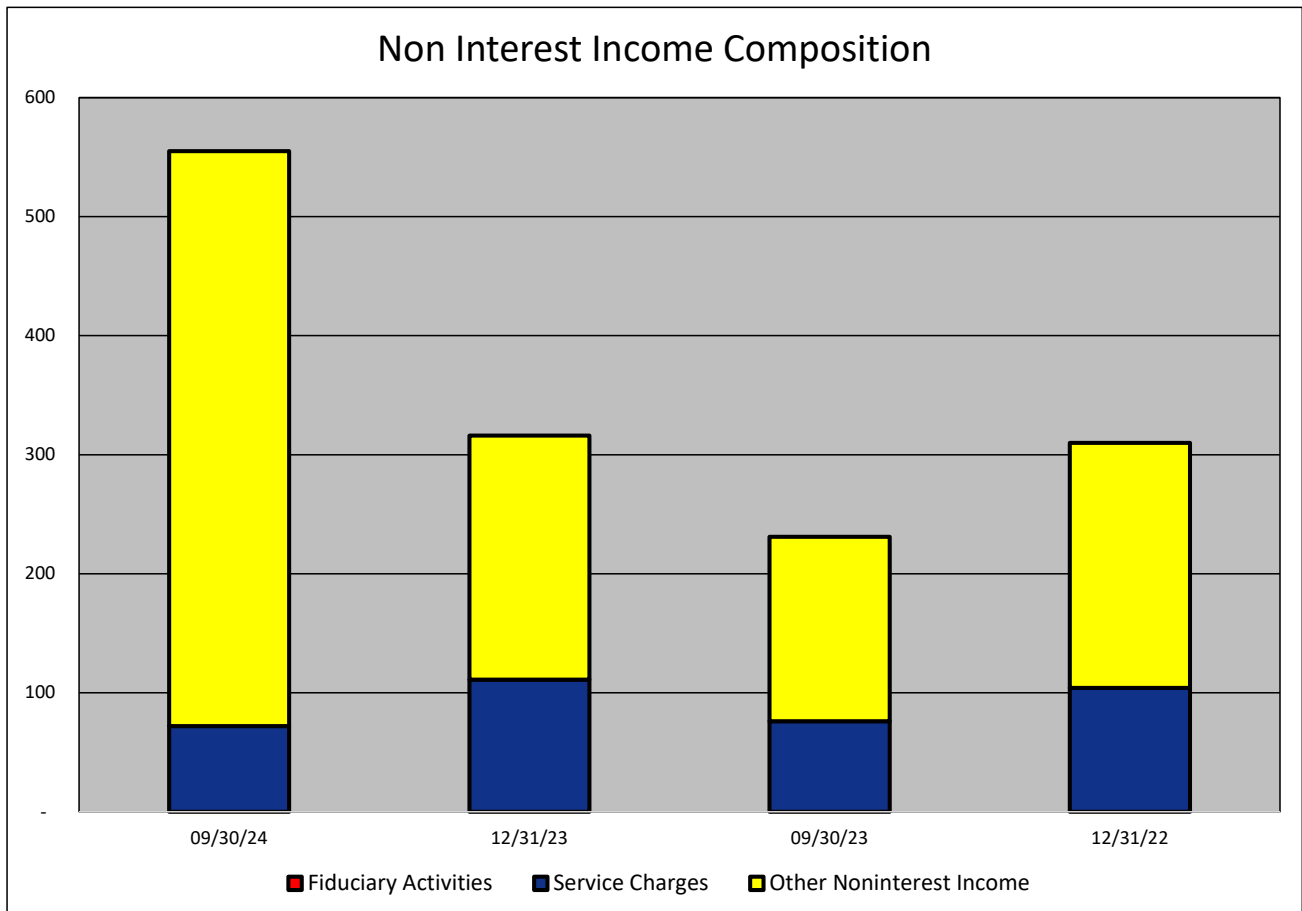


**NONINTEREST INCOME COMPOSITION- First National Bank of Wauchula**  
(Dollars in Thousands)

As of:	09/30/24	12/31/23	09/30/23	12/31/22	\$ Change 12 MTHS	% Change 12 MTHS
--------	----------	----------	----------	----------	----------------------	---------------------

**NONINTEREST INCOME CATEGORY**

Fiduciary Activities	-	-	-	-	-	NA
Service Charges	72	111	76	104	(4)	(5.26)
Other Noninterest Income	483	205	155	206	328	211.61
<b>Total Nonint. Income</b>	<b>555</b>	<b>316</b>	<b>231</b>	<b>310</b>	<b>324</b>	<b>140.26</b>

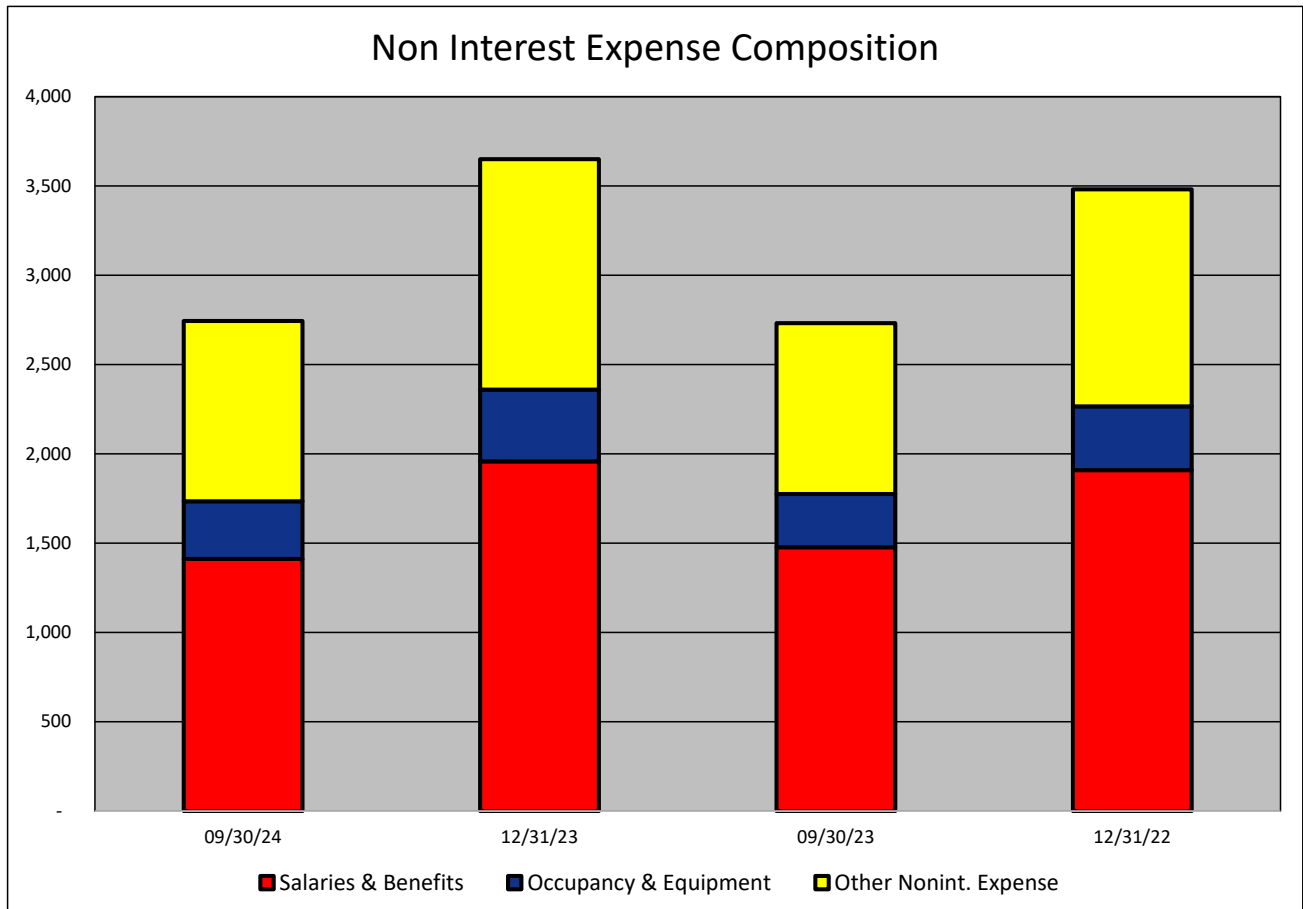


**NONINTEREST EXPENSE COMPOSITION- First National Bank of Wauchula**  
(Dollars in Thousands)

As of:	09/30/24	12/31/23	09/30/23	12/31/22	\$ Change 12 MTHS	% Change 12 MTHS
--------	----------	----------	----------	----------	----------------------	---------------------

**NONINTEREST EXPENSE CATEGORY**

Salaries & Benefits	1,411	1,958	1,477	1,909	(66)	(4.47)
Occupancy & Equipment	323	402	299	357	24	8.03
Other Nonint. Expense	1,010	1,290	956	1,215	54	5.65
<b>Total Nonint. Expense</b>	<b>2,744</b>	<b>3,650</b>	<b>2,732</b>	<b>3,481</b>	<b>12</b>	<b>0.44</b>



**PEER GROUP COMPARISONS REPORT**  
**Central Florida Group**

BALANCE SHEET

Institution name	Total Assets \$000		% Change in Assets
	This Year	Last Year	
Sunrise Bank	577,407	475,513	<b>21.43</b>
First Colony Bank Of Florida	316,544	270,407	<b>17.06</b>
Cogent Bank	1,926,188	1,679,641	<b>14.68</b>
Winter Park National Bank	845,000	756,705	<b>11.67</b>
Surety Bank	205,765	188,254	<b>9.30</b>
Mainstreet Community Bank Of Florida	839,200	791,380	<b>6.04</b>
Citizens Bank And Trust	1,363,784	1,288,984	<b>5.80</b>
<b>First National Bank Of Wauchula</b>	<b>90,799</b>	<b>85,989</b>	<b>5.59</b>
Citizens First Bank	3,899,117	3,704,723	<b>5.25</b>
First Bank	729,021	694,913	<b>4.91</b>
Commerce Bank & Trust	172,375	167,161	<b>3.12</b>
Bank Of Central Florida	1,117,421	1,085,672	<b>2.92</b>
Southstate Bank, National Association	46,071,510	44,975,911	<b>2.44</b>
Heartland National Bank	723,390	714,025	<b>1.31</b>
Axiom Bank, National Association	815,136	824,400	<b>(1.12)</b>
Crews Bank & Trust	2,129,178	2,162,337	<b>(1.53)</b>
United Southern Bank	852,835	885,844	<b>(3.73)</b>
The First National Bank Of Mount Dora	358,220	383,020	<b>(6.47)</b>

<b>Select Peer Average</b>	<b>3,501,827</b>	<b>3,396,382</b>	<b>5.48</b>
----------------------------	------------------	------------------	-------------

**PEER GROUP COMPARISONS REPORT**  
**Central Florida Group**

BALANCE SHEET

Institution name	Total Loans \$000		% Change in Loans
	This Year	Last Year	
Sunrise Bank	451,435	373,357	<b>20.91</b>
Mainstreet Community Bank Of Florida	589,433	491,721	<b>19.87</b>
Winter Park National Bank	467,807	397,769	<b>17.61</b>
First Colony Bank Of Florida	198,059	169,168	<b>17.08</b>
Axiom Bank, National Association	597,914	519,588	<b>15.07</b>
Commerce Bank & Trust	127,846	112,482	<b>13.66</b>
Bank Of Central Florida	763,948	683,522	<b>11.77</b>
Cogent Bank	1,532,023	1,377,545	<b>11.21</b>
Citizens Bank And Trust	764,375	700,151	<b>9.17</b>
United Southern Bank	392,885	361,741	<b>8.61</b>
The First National Bank Of Mount Dora	117,757	109,865	<b>7.18</b>
Southstate Bank, National Association	33,835,236	32,044,116	<b>5.59</b>
Crews Bank & Trust	1,195,576	1,135,048	<b>5.33</b>
First Bank	426,947	410,155	<b>4.09</b>
Citizens First Bank	1,259,430	1,226,051	<b>2.72</b>
Heartland National Bank	154,873	152,710	<b>1.42</b>
Surety Bank	74,341	75,011	<b>(0.89)</b>
First National Bank Of Wauchula	66,300	68,628	<b>(3.39)</b>

<b>Select Peer Average</b>	2,389,788	2,244,924	9.28
----------------------------	-----------	-----------	------

**PEER GROUP COMPARISONS REPORT**  
*Central Florida Group*

**CAPITAL RATIOS**  
For the nine months ended September 30, 2024

Institution name	Equity/ Assets	Leverage Ratio	Tier 1 Risk- based Ratio	Risk based Capital Ratio	Common Equity Tier 1 Capital Ratio
Citizens First Bank	11.17	<b>12.93</b>	19.11	20.07	19.11
Surety Bank	9.82	<b>12.48</b>	24.45	25.53	24.45
The First National Bank Of Mount Dora	9.68	<b>11.82</b>	16.62	17.54	16.62
First National Bank Of Wauchula	10.20	<b>11.36</b>	0.00	0.00	0.00
Axiom Bank, National Association	11.38	<b>11.03</b>	13.41	14.63	13.41
Crews Bank & Trust	11.00	<b>10.88</b>	0.00	0.00	0.00
Southstate Bank, National Association	13.41	<b>10.59</b>	13.15	14.41	13.15
Heartland National Bank	8.94	<b>9.52</b>	27.83	28.92	27.83
Sunrise Bank	8.07	<b>9.31</b>	0.00	0.00	0.00
United Southern Bank	5.60	<b>9.19</b>	16.43	17.68	16.43
First Bank	9.10	<b>9.17</b>	14.86	16.11	14.86
Commerce Bank & Trust	6.54	<b>9.09</b>	11.75	13.01	11.75
Mainstreet Community Bank Of Florida	7.71	<b>8.86</b>	0.00	0.00	0.00
Cogent Bank	8.82	<b>8.68</b>	10.68	11.81	10.68
First Colony Bank Of Florida	7.87	<b>8.66</b>	11.91	13.16	11.91
Bank Of Central Florida	7.19	<b>8.26</b>	11.69	12.61	11.69
Citizens Bank And Trust	2.61	<b>7.44</b>	12.00	12.93	12.00
Winter Park National Bank	5.43	<b>6.62</b>	10.70	11.96	10.70

<b>Select Peer Average</b>	8.59	9.77	11.92	12.80	11.92
----------------------------	------	------	-------	-------	-------

**PEER GROUP COMPARISONS REPORT**  
*Central Florida Group*

**BALANCE SHEET RATIOS**  
For the nine months ended September 30, 2024

Institution name	Loans/ Deposits	Gross Loans/ Assets	Securities/ Assets
Southstate Bank, National Association	<b>89.63</b>	73.44	14.90
Sunrise Bank	<b>88.83</b>	78.18	14.57
Cogent Bank	<b>87.82</b>	79.54	16.97
First National Bank Of Wauchula	<b>85.37</b>	73.02	6.32
Axiom Bank, National Association	<b>83.83</b>	73.35	7.25
Commerce Bank & Trust	<b>81.81</b>	74.17	15.14
Mainstreet Community Bank Of Florida	<b>78.65</b>	70.24	22.09
Bank Of Central Florida	<b>74.38</b>	68.37	18.26
First Colony Bank Of Florida	<b>68.34</b>	62.57	17.27
First Bank	<b>64.95</b>	58.56	25.58
Winter Park National Bank	<b>63.60</b>	55.36	27.75
Crews Bank & Trust	<b>63.52</b>	56.15	28.82
Citizens Bank And Trust	<b>59.88</b>	56.05	40.28
United Southern Bank	<b>52.66</b>	46.07	40.28
Surety Bank	<b>40.31</b>	36.13	15.98
Citizens First Bank	<b>37.98</b>	32.30	62.56
The First National Bank Of Mount Dora	<b>36.86</b>	32.87	58.05
Heartland National Bank	<b>24.42</b>	21.41	50.82

<b>Select Peer Average</b>	65.71	58.21	26.83
----------------------------	-------	-------	-------



**PEER GROUP COMPARISONS REPORT**  
*Central Florida Group*

**PROFITABILITY RATIOS**  
**For the nine months ended September 30, 2024**

Institution name	Avg Total Assets (\$000)	Return on Avg Assets	Return on Avg Equity
Surety Bank	203,893	<b>2.64</b>	27.98
Crews Bank & Trust	2,156,406	<b>1.68</b>	16.09
Heartland National Bank	721,974	<b>1.62</b>	20.15
First Colony Bank Of Florida	307,721	<b>1.58</b>	20.01
Cogent Bank	1,890,314	<b>1.36</b>	16.85
First Bank	733,472	<b>1.25</b>	14.97
Southstate Bank, National Association	46,156,319	<b>1.19</b>	9.30
Bank Of Central Florida	1,115,434	<b>1.10</b>	16.60
<b>First National Bank Of Wauchula</b>	<b>90,014</b>	<b>1.00</b>	<b>10.41</b>
Sunrise Bank	535,153	<b>0.97</b>	12.49
Winter Park National Bank	822,270	<b>0.95</b>	18.12
Citizens First Bank	3,899,649	<b>0.93</b>	9.25
The First National Bank Of Mount Dora	368,077	<b>0.90</b>	10.49
United Southern Bank	920,807	<b>0.77</b>	18.27
Commerce Bank & Trust	174,598	<b>0.64</b>	10.86
Mainstreet Community Bank Of Florida	812,929	<b>0.61</b>	8.45
Citizens Bank And Trust	1,421,567	<b>0.56</b>	39.26
Axiom Bank, National Association	843,751	<b>0.51</b>	4.78

<b>Select Peer Average</b>	<b>3,509,686</b>	<b>1.13</b>	<b>15.80</b>
----------------------------	------------------	-------------	--------------

**PEER GROUP COMPARISONS REPORT**  
*Central Florida Group*

**PROFITABILITY RATIOS**  
**For the nine months ended September 30, 2024**

Institution name	Noninterest Income/AA	Net Overhead Ratio	Efficiency Ratio	Assets (per million) per Employee
Heartland National Bank	0.25	1.13	<b>39.00</b>	13.40
Winter Park National Bank	0.06	1.02	<b>43.59</b>	27.26
First Colony Bank Of Florida	0.12	1.55	<b>49.58</b>	16.66
Citizens First Bank	0.59	1.01	<b>51.91</b>	9.70
Surety Bank	3.47	(0.06)	<b>55.20</b>	5.56
Bank Of Central Florida	0.24	1.77	<b>56.92</b>	10.44
Cogent Bank	0.77	1.94	<b>57.30</b>	8.16
Southstate Bank, National Association	0.70	1.48	<b>57.43</b>	8.96
First Bank	0.67	1.75	<b>58.40</b>	6.88
Crews Bank & Trust	0.81	1.78	<b>58.49</b>	5.88
Sunrise Bank	0.06	2.01	<b>65.81</b>	9.62
United Southern Bank	0.59	1.69	<b>68.51</b>	5.54
Mainstreet Community Bank Of Florida	0.36	1.95	<b>69.37</b>	8.07
The First National Bank Of Mount Dora	2.62	1.40	<b>76.61</b>	4.32
Commerce Bank & Trust	0.22	2.17	<b>77.40</b>	8.21
Citizens Bank And Trust	0.70	1.64	<b>78.48</b>	7.07
<b>First National Bank Of Wauchula</b>	<b>0.82</b>	<b>3.24</b>	<b>80.08</b>	<b>4.13</b>
Axiom Bank, National Association	1.14	3.42	<b>83.25</b>	5.66

<b>Select Peer Average</b>	0.79	1.72	62.63	9.19
----------------------------	------	------	-------	------

**PEER GROUP COMPARISONS REPORT**  
*Central Florida Group*

**ASSET QUALITY RATIOS**  
For the nine months ended September 30, 2024

Institution name	Allowance/ Loans	Nonperf Loans/ Total Loans	Nonperf Assets/ Total Assets	Adjusted Texas Ratio
Commerce Bank & Trust	1.40	0.00	<b>0.00</b>	0.00
Bank Of Central Florida	0.95	0.00	<b>0.00</b>	0.00
First Colony Bank Of Florida	1.55	0.00	<b>0.00</b>	0.00
Crews Bank & Trust	1.84	0.03	<b>0.02</b>	0.14
Citizens First Bank	1.69	0.18	<b>0.06</b>	0.48
First Bank	1.71	0.09	<b>0.06</b>	0.27
Heartland National Bank	1.59	0.33	<b>0.07</b>	0.76
The First National Bank Of Mount Dora	1.75	0.22	<b>0.07</b>	0.71
Surety Bank	1.49	0.46	<b>0.17</b>	1.60
United Southern Bank	2.39	0.44	<b>0.20</b>	3.02
Winter Park National Bank	1.67	0.57	<b>0.32</b>	4.99
Cogent Bank	1.11	0.49	<b>0.39</b>	4.05
Southstate Bank, National Association	1.38	0.56	<b>0.41</b>	3.35
Sunrise Bank	1.19	0.53	<b>0.42</b>	0.96
<b>First National Bank Of Wauchula</b>	<b>1.52</b>	<b>0.83</b>	<b>0.61</b>	<b>5.38</b>
Mainstreet Community Bank Of Florida	1.25	1.09	<b>0.77</b>	8.96
Citizens Bank And Trust	1.03	1.82	<b>1.02</b>	32.07
Axiom Bank, National Association	1.27	1.88	<b>1.43</b>	11.75

<b>Select Peer Average</b>	1.49	0.53	0.33	4.36
----------------------------	------	------	------	------

**PEER GROUP COMPARISONS REPORT**  
*Central Florida Group*

**STATEMENT OF CONDITION (% OF ASSETS)**  
**For the nine months ended September 30, 2024**

Institution name	Cash & Nointerest bearing Deps	Interest- bearing Bal	Fed Funds Sold & Repos	Held to Maturity Secs	Available for Sale Secs
Surety Bank	<b>24.38</b>	19.39	0.00	0.00	15.98
First National Bank Of Wauchula	<b>6.29</b>	10.22	0.00	0.00	6.32
First Bank	<b>2.28</b>	8.63	1.42	0.00	25.58
Mainstreet Community Bank Of Florida	<b>1.49</b>	1.72	0.08	0.00	22.09
Commerce Bank & Trust	<b>1.39</b>	6.74	0.00	0.00	15.14
Southstate Bank, National Association	<b>1.23</b>	1.40	0.01	5.00	9.91
First Colony Bank Of Florida	<b>1.13</b>	18.99	0.00	9.68	7.59
Axiom Bank, National Association	<b>1.02</b>	14.92	0.00	0.00	7.25
Heartland National Bank	<b>1.01</b>	24.44	0.00	0.00	50.82
Sunrise Bank	<b>1.00</b>	4.57	0.00	0.87	13.70
Crews Bank & Trust	<b>0.89</b>	13.17	0.00	21.15	7.67
Winter Park National Bank	<b>0.88</b>	14.73	0.00	17.58	10.16
United Southern Bank	<b>0.85</b>	8.02	0.00	1.03	39.25
Citizens First Bank	<b>0.73</b>	0.19	1.36	0.00	62.56
Bank Of Central Florida	<b>0.57</b>	9.76	0.00	0.00	18.26
The First National Bank Of Mount Dora	<b>0.51</b>	2.57	0.00	0.00	58.05
Citizens Bank And Trust	<b>0.25</b>	0.93	0.00	0.00	40.28
Cogent Bank	<b>0.11</b>	2.98	0.00	0.00	16.97

<b>Select Peer Average</b>	2.56	9.08	0.16	3.07	23.75
----------------------------	------	------	------	------	-------

**PEER GROUP COMPARISONS REPORT**  
*Central Florida Group*

**STATEMENT OF CONDITION (% OF ASSETS)**  
**For the nine months ended September 30, 2024**

Institution name	Net Loans & Leases	Premises & Fixed Assets	Total Real Estate Owned	Intangible Assets
Cogent Bank	78.57	0.23	0.00	0.12
Sunrise Bank	77.25	1.54	0.00	0.00
Commerce Bank & Trust	73.13	0.13	0.00	0.00
Axiom Bank, National Association	72.42	1.46	0.01	0.13
First National Bank Of Wauchula	71.90	1.35	0.00	0.00
Southstate Bank, National Association	71.80	1.11	0.00	4.51
Mainstreet Community Bank Of Florida	69.29	2.16	0.00	0.01
Bank Of Central Florida	67.72	1.56	0.00	0.02
First Colony Bank Of Florida	61.60	0.38	0.00	0.00
First Bank	57.56	1.98	0.00	0.00
Citizens Bank And Trust	55.47	1.30	0.00	0.00
Crews Bank & Trust	55.12	1.28	0.00	0.00
Winter Park National Bank	54.44	0.33	0.00	0.00
United Southern Bank	44.97	1.20	0.00	0.00
Surety Bank	35.59	1.23	0.00	0.00
The First National Bank Of Mount Dora	32.30	1.20	0.00	0.00
Citizens First Bank	31.50	1.39	0.00	0.44
Heartland National Bank	21.04	0.55	0.00	0.00

<b>Select Peer Average</b>	57.32	1.13	0.00	0.29
----------------------------	-------	------	------	------

**PEER GROUP COMPARISONS REPORT**  
*Central Florida Group*

**STATEMENT OF CONDITION (% OF TOTAL FUNDING SOURCES)**  
**For the nine months ended September 30, 2024**

Institution name	Non Interest Bearing Deps	Interest Bearing Deps	Total Deps	Total Fed Funds & Repos	Other Borrowed Money
Surety Bank	<b>47.25</b>	52.75	100.00	0.00	0.00
Crews Bank & Trust	<b>40.76</b>	59.15	99.91	0.09	0.00
Axiom Bank, National Association	<b>40.28</b>	59.72	100.00	0.00	0.00
The First National Bank Of Mount Dora	<b>38.06</b>	61.94	100.00	0.00	0.00
First Bank	<b>36.13</b>	63.87	100.00	0.00	0.00
First Colony Bank Of Florida	<b>36.11</b>	63.89	100.00	0.00	0.00
Citizens Bank And Trust	<b>33.74</b>	63.34	97.08	1.17	1.75
Bank Of Central Florida	<b>33.64</b>	66.36	100.00	0.00	0.00
Commerce Bank & Trust	<b>31.41</b>	66.32	97.74	2.26	0.00
Mainstreet Community Bank Of Florida	<b>31.36</b>	66.05	97.40	0.00	2.60
<b>First National Bank Of Wauchula</b>	<b>27.73</b>	<b>69.76</b>	<b>97.49</b>	<b>0.00</b>	<b>2.51</b>
Southstate Bank, National Association	<b>27.18</b>	70.64	97.82	1.39	0.78
United Southern Bank	<b>26.25</b>	67.47	93.72	0.00	6.28
Cogent Bank	<b>25.05</b>	74.95	100.00	0.00	0.00
Heartland National Bank	<b>24.30</b>	72.73	97.03	2.97	0.00
Sunrise Bank	<b>22.83</b>	73.94	96.76	0.00	3.24
Winter Park National Bank	<b>20.63</b>	71.94	92.56	1.14	6.29
Citizens First Bank	<b>16.73</b>	79.93	96.66	3.34	0.00

<b>Select Peer Average</b>	31.08	66.93	98.01	0.69	1.30
----------------------------	-------	-------	-------	------	------

**PEER GROUP COMPARISONS REPORT**  
*Central Florida Group*

**YIELDS, COSTS & SPREADS - ASSET YIELDS**  
For the nine months ended September 30, 2024

Institution name	Yield on Earning Assets	Cost of Funds	Net Interest Margin	Avg Earning Assets/AA
First National Bank Of Wauchula	6.43	2.73	<b>4.61</b>	92.17
Axiom Bank, National Association	6.72	3.84	<b>4.52</b>	95.93
Cogent Bank	6.75	4.11	<b>3.94</b>	99.20
First Bank	4.81	1.91	<b>3.66</b>	94.27
Crews Bank & Trust	4.88	2.38	<b>3.64</b>	98.34
Surety Bank	5.65	3.12	<b>3.51</b>	73.61
Heartland National Bank	4.94	2.21	<b>3.40</b>	96.94
Bank Of Central Florida	5.06	2.67	<b>3.39</b>	97.08
Southstate Bank, National Association	5.05	2.52	<b>3.37</b>	91.05
First Colony Bank Of Florida	5.12	2.23	<b>3.16</b>	99.06
Mainstreet Community Bank Of Florida	4.77	2.50	<b>3.16</b>	94.34
Sunrise Bank	5.82	3.89	<b>3.13</b>	98.17
Commerce Bank & Trust	5.09	3.21	<b>2.90</b>	97.27
United Southern Bank	3.97	1.48	<b>2.82</b>	96.36
Citizens First Bank	4.18	1.95	<b>2.48</b>	97.50
Winter Park National Bank	4.83	3.23	<b>2.46</b>	97.77
The First National Bank Of Mount Dora	3.75	2.32	<b>2.44</b>	97.89
Citizens Bank And Trust	3.92	2.55	<b>2.34</b>	96.76
<b>Select Peer Average</b>	5.10	2.71	3.31	95.21