

# First Colony Bank Of Florida

Maitland, FL

Established

1/28/2008

## Florida Bank and Thrift Performance Report

### Table of Contents

<b>Title</b>	<b>Page</b>
PEER GROUP POSITION	1
EXECUTIVE SUMMARY	2
SELECTED FINANCIAL DATA	3
SECURITIES COMPOSITION	4
LOAN PORTFOLIO COMPOSITION	5
LOAN PORTFOLIO QUALITY	6
DEPOSIT BASE COMPOSITION	7
INTEREST INCOME COMPOSITION	8
INTEREST EXPENSE COMPOSITION	9
NONINTEREST INCOME COMPOSITION	10
NONINTEREST EXPENSE COMPOSITION	11
PEER GROUP COMPARISONS REPORT	12-22

---

#### FLORIDA BANKING TEAM

Ted Hacker, Steve Kania, Robert Brink, David Ajvazi, Erica Hines, Sacha Widmaier, Anthony Hagbartsen, Madeline Bogumil, Phillip Berdeguer, Andrew Joyce, Mai Tran, Meranda Joseph, Patricia Romero, Vanessa Hossler, Adam McCord, Allyson Wiitala, Jacob Ingram, Rachel Jean, Brendan Yosko, Martha Zubia, Stephanie Flores, Joshua Koelsch, Krishna Reddy, Jacob Frantzen, Sander Ocasio, Brian Katz, Nicholas Singh, Martin Gonzalez

Information contained herein was obtained from FIS is believed to be reliable however, accuracy is not guaranteed and all peer and state averages are simple averages.

**PEER GROUP POSITION**  
**For the**  
**Central Florida Group**

**For the nine months ended September 30, 2024**

Institution name	Total Assets (\$'000's)
Southstate Bank, National Association	46,071,510
Citizens First Bank	3,899,117
Crews Bank & Trust	2,129,178
Cogent Bank	1,926,188
Citizens Bank And Trust	1,363,784
Bank Of Central Florida	1,117,421
United Southern Bank	852,835
Winter Park National Bank	845,000
Mainstreet Community Bank Of Florida	839,200
Axiom Bank, National Association	815,136
First Bank	729,021
Heartland National Bank	723,390
Sunrise Bank	577,407
The First National Bank Of Mount Dora	358,220
First Colony Bank Of Florida	316,544
Surety Bank	205,765
Commerce Bank & Trust	172,375
First National Bank Of Wauchula	90,799

Institution name	Return on Avg Assets (%)
Surety Bank	2.64
Crews Bank & Trust	1.68
Heartland National Bank	1.62
First Colony Bank Of Florida	1.58
Cogent Bank	1.36
First Bank	1.25
Southstate Bank, National Association	1.19
Bank Of Central Florida	1.10
First National Bank Of Wauchula	1.00
Sunrise Bank	0.97
Winter Park National Bank	0.95
Citizens First Bank	0.93
The First National Bank Of Mount Dora	0.90
United Southern Bank	0.77
Commerce Bank & Trust	0.64
Mainstreet Community Bank Of Florida	0.61
Citizens Bank And Trust	0.56
Axiom Bank, National Association	0.51

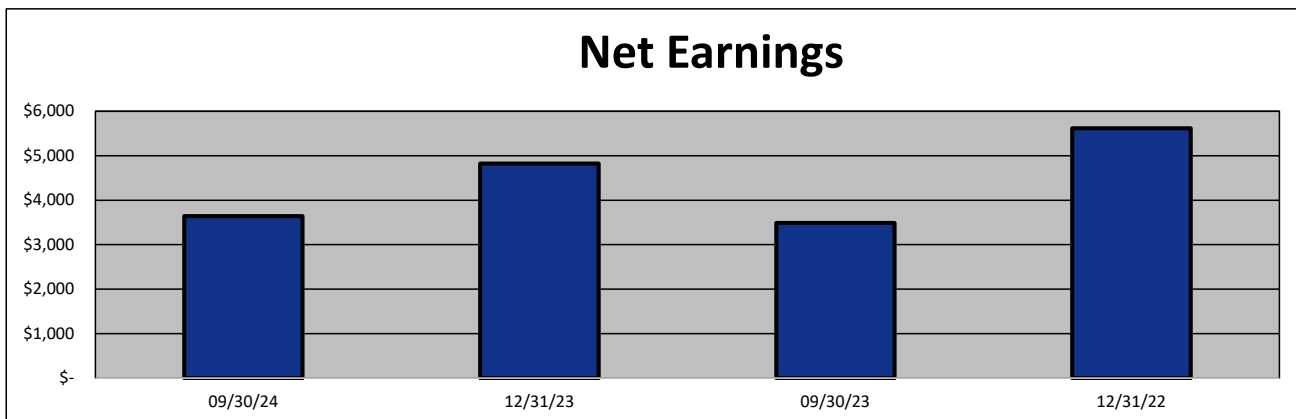
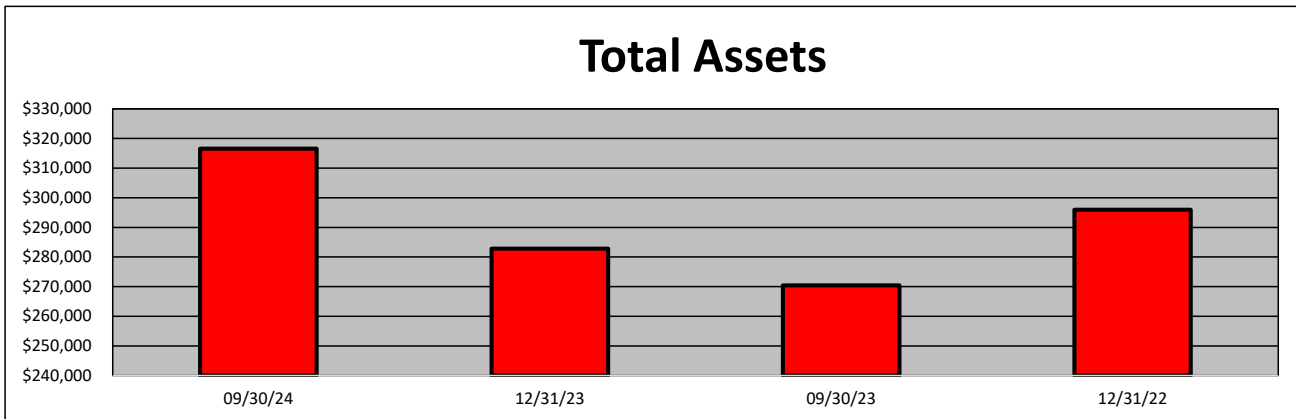
**EXECUTIVE SUMMARY - First Colony Bank of Florida  
(Percentage)**

<b>Period Ending</b>	<b>09/30/24</b>	<b>12/31/23</b>	<b>09/30/23</b>	<b>12/31/22</b>	<b>State Avg.</b>	<b>Peer Avg.</b>
<b>CAPITAL RATIOS</b>						
Equity/Assets	7.87	8.55	8.31	7.89	9.87	8.59
Leverage Ratio	8.66	9.56	9.27	8.51	10.70	9.77
Tier 1 Cap/Risk Based Assets	11.91	12.42	13.19	13.17	12.49	11.92
Risk Based Ratio	13.16	13.67	14.45	14.42	13.34	12.80
Common Equity Tier 1 Capital Ratio	11.91	12.42	13.19	13.17	12.45	11.92
<b>BALANCE SHEET RATIOS:</b>						
Loan/Deposit Ratio	68.34	71.40	68.85	63.27	75.65	65.71
Loans/Assets	62.57	64.87	62.56	57.91	63.44	58.21
Securities/Assets	17.27	18.51	18.97	18.57	20.01	26.83
<b>PROFITABILITY:</b>						
Return on Avg Assets	1.58	1.73	1.66	1.84	0.75	1.13
Return on Avg Equity	20.01	20.64	20.10	24.03	10.06	15.80
Nonint Income/Avg Assets	0.12	0.11	0.11	0.14	0.79	0.79
Net Overhead Ratio	1.55	1.61	1.67	1.46	2.14	1.72
Efficiency Ratio	49.58	47.29	48.79	44.28	72.20	62.63
Assets (per million) per Employee	16.66	14.89	14.23	16.44	10.50	9.19
<b>ASSET QUALITY:</b>						
Allowance/Loans	1.55	1.67	1.80	1.68	1.29	1.49
Nonperforming Loans/Total Loans	0.00	0.00	0.00	0.00	0.55	0.53
Nonperforming Assets/Total Assets	0.00	0.00	0.00	0.00	0.37	0.33
Adjusted Texas Ratio	0.00	0.00	0.00	0.00	3.62	4.36
<b>YIELDS &amp; COSTS:</b>						
Yield on earning assets	5.12	4.56	4.45	3.64	5.49	5.10
Cost of funds	2.23	1.28	1.15	0.23	3.09	2.71
Net interest margin	3.16	3.44	3.44	3.43	2.88	3.31
Avg Earning Assets/Avg Assets	99.06	98.89	98.86	98.67	96.03	95.21

**SELECTED FINANCIAL DATA - First Colony Bank of Florida**  
(Dollars in Thousands)

<b>As of:</b>	<b>09/30/24</b>	<b>12/31/23</b>	<b>09/30/23</b>	<b>12/31/22</b>	<b>\$ Change 12 MTHS</b>	<b>% Change 12 MTHS</b>
Total Assets	316,544	282,827	270,407	295,933	46,137	17.06
Cash and Equivalents	63,691	46,712	49,563	69,173	14,128	28.51
Securities	54,667	52,356	51,305	54,965	3,362	6.55
Loans, net	198,059	183,457	169,168	171,382	28,891	17.08
Deposit Accounts	289,813	256,927	245,717	270,855	44,096	17.95
Fed Funds & Repos	-	-	-	-	-	NA
Total Equity	24,911	24,189	22,466	23,362	2,445	10.88

<b>Period Ending</b>	<b>09/30/24</b>	<b>12/31/23</b>	<b>09/30/23</b>	<b>12/31/22</b>	<b>\$ Change 12 MTHS</b>	<b>% Change 12 MTHS</b>
Net Earnings	3,645	4,822	3,490	5,617	155	4.44
Interest Income	11,704	12,568	9,246	10,926	2,458	26.58
Interest Expense	4,480	3,075	2,089	611	2,391	114.46
Net Interest Income	7,224	9,493	7,157	10,315	67	0.94
Prov for Credit Losses	-	180	160	240	(160)	(100.00)
Noninterest income	273	320	227	439	46	20.26
Gain on Sale of Securities	-	-	-	-	-	NA
Noninterest Expense	3,852	4,811	3,734	4,897	118	3.16
Net Operating Income	3,645	4,822	3,490	5,617	155	4.44
Income Taxes	-	-	-	-	-	NA

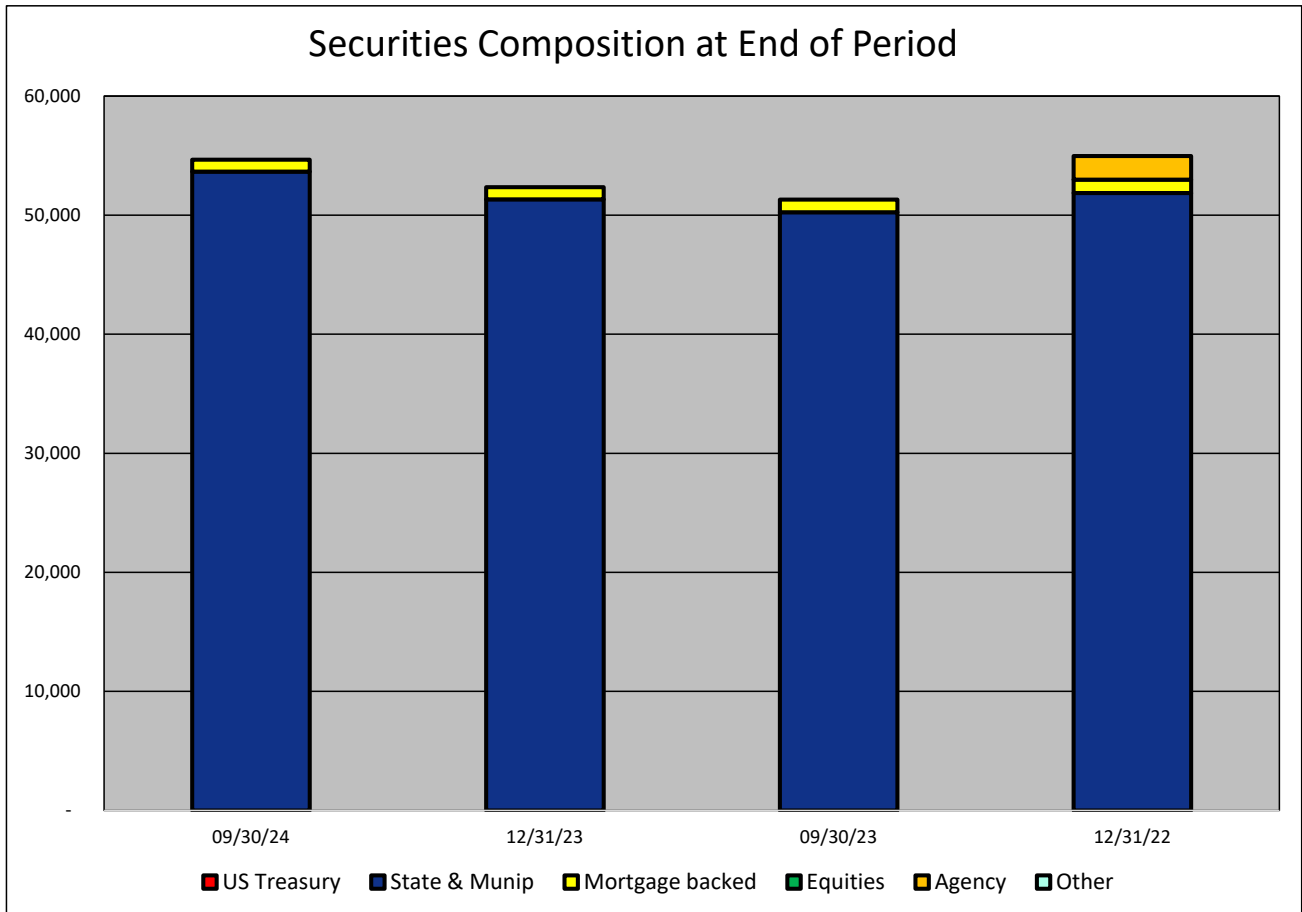


**SECURITIES COMPOSITION - First Colony Bank of Florida**  
(Dollars in Thousands)

As of:	09/30/24	12/31/23	09/30/23	12/31/22	\$ Change 12 MTHS	% Change 12 MTHS
--------	----------	----------	----------	----------	----------------------	---------------------

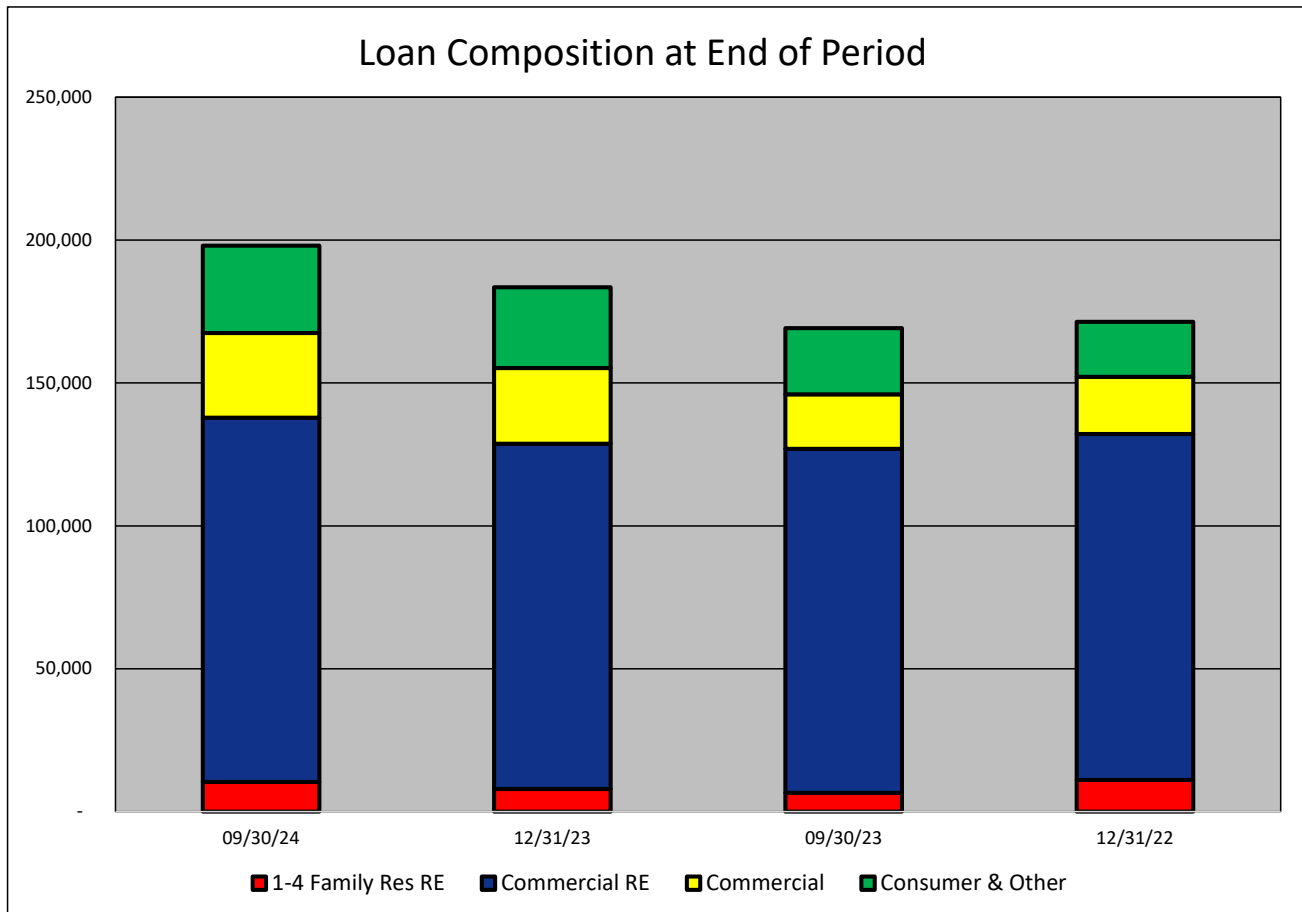
**SECURITIES CATEGORY:**

US Treasury	-	-	-	-	-	NA
State & Munip	53,657	51,325	50,251	51,850	3,406	6.78
Mortgage backed	1,010	1,031	1,054	1,130	(44)	(4.17)
Equities	-	-	-	-	-	NA
Agency	-	-	-	1,985	-	NA
Other	-	-	-	-	-	NA
<b>Total Securities</b>	<b>54,667</b>	<b>52,356</b>	<b>51,305</b>	<b>54,965</b>	<b>3,362</b>	<b>6.55</b>



**LOAN PORTFOLIO COMPOSITION - First Colony Bank of Florida**  
(Dollars in Thousands)

As of:	09/30/24	12/31/23	09/30/23	12/31/22	\$ Change 12 MTHS	% Change 12 MTHS
<b>LOAN CATEGORY:</b>						
1-4 Family Res RE	10,428	7,956	6,545	11,063	3,883	59.33
Commercial RE	127,441	120,807	120,414	121,061	7,027	5.84
Commercial	29,636	26,428	19,029	20,053	10,607	55.74
Consumer & Other	30,554	28,266	23,180	19,205	7,374	31.81
<b>Loans, Net</b>	<b>198,059</b>	<b>183,457</b>	<b>169,168</b>	<b>171,382</b>	<b>28,891</b>	<b>17.08</b>



**LOAN PORTFOLIO QUALITY - First Colony Bank of Florida**  
(Dollars in Thousands)

As of:	09/30/24	12/31/23	09/30/23	12/31/22	\$ Change 12 MTHS	% Change 12 MTHS
--------	----------	----------	----------	----------	----------------------	---------------------

**ALLOWANCE FOR CREDIT LOSSES (LOANS):**

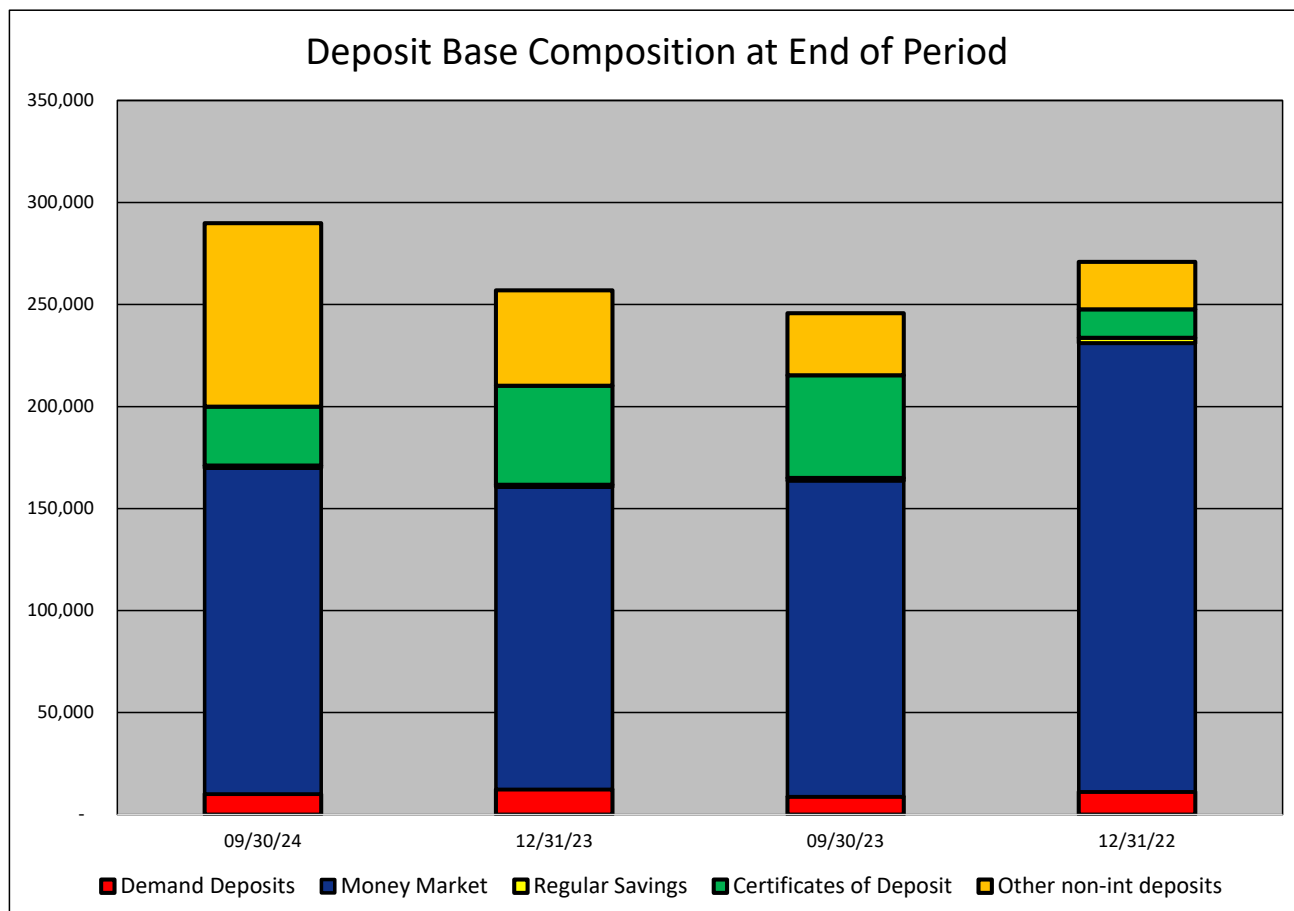
Beginning Balance	3,065	2,885	2,885	2,645	180	6.24
Total Recoveries	-	-	-	-	-	NA
Total Charge-offs	-	-	-	-	-	NA
Provision Expense	-	180	160	240	(160)	(100.00)
Writedown Transfer Loans HFS	-	-	-	-	-	NA
Adjustments	-	-	-	-	-	NA
Ending Balance	3,065	3,065	3,045	2,885	20	0.66

**NON-PERFORMING ASSETS:**

Total-90+ Days Past Due	-	-	-	-	-	NA
Total-Nonaccrual	-	-	-	-	-	NA
Foreclosed Real Estate	-	-	-	-	-	NA
Total Non-perf Assets	-	-	-	-	-	NA

**DEPOSIT BASE COMPOSITION - First Colony Bank of Florida**  
(Dollars in Thousands)

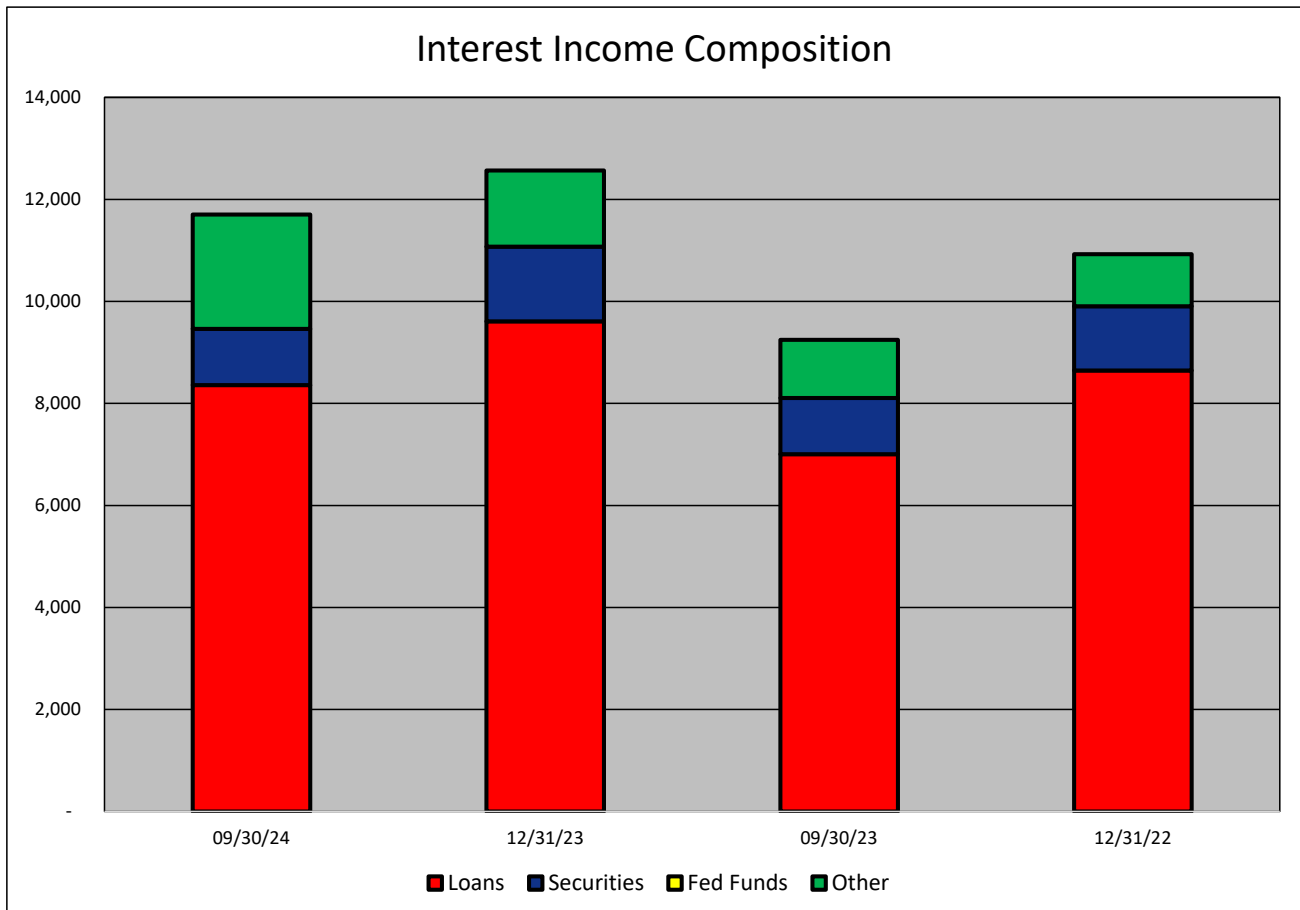
As of:	09/30/24	12/31/23	09/30/23	12/31/22	\$ Change 12 MTHS	% Change 12 MTHS
<b>DEPOSIT BASE CATEGORY:</b>						
Demand Deposits	10,063	12,323	8,737	11,186	1,326	15.18
Money Market	159,816	148,258	154,913	219,872	4,903	3.17
Regular Savings	1,159	1,058	1,326	2,635	(167)	(12.59)
Certificates of Deposit	28,859	48,585	50,366	13,999	(21,507)	(42.70)
Other non-int deposits	89,916	46,703	30,375	23,163	59,541	196.02
<b>Total Deposits</b>	<b>289,813</b>	<b>256,927</b>	<b>245,717</b>	<b>270,855</b>	<b>44,096</b>	<b>17.95</b>





**INTEREST INCOME COMPOSITION- First Colony Bank of Florida**  
(Dollars in Thousands)

As of:	09/30/24	12/31/23	09/30/23	12/31/22	\$ Change 12 MTHS	% Change 12 MTHS
<b>INTEREST INCOME CATEGORY</b>						
Loans	8,361	9,607	7,006	8,645	1,355	19.34
Securities	1,099	1,466	1,101	1,259	(2)	(0.18)
Fed Funds	-	-	-	-	-	NA
Other	2,244	1,495	1,139	1,022	1,105	97.01
<b>Total Int Income</b>	<b>11,704</b>	<b>12,568</b>	<b>9,246</b>	<b>10,926</b>	<b>2,458</b>	<b>26.58</b>

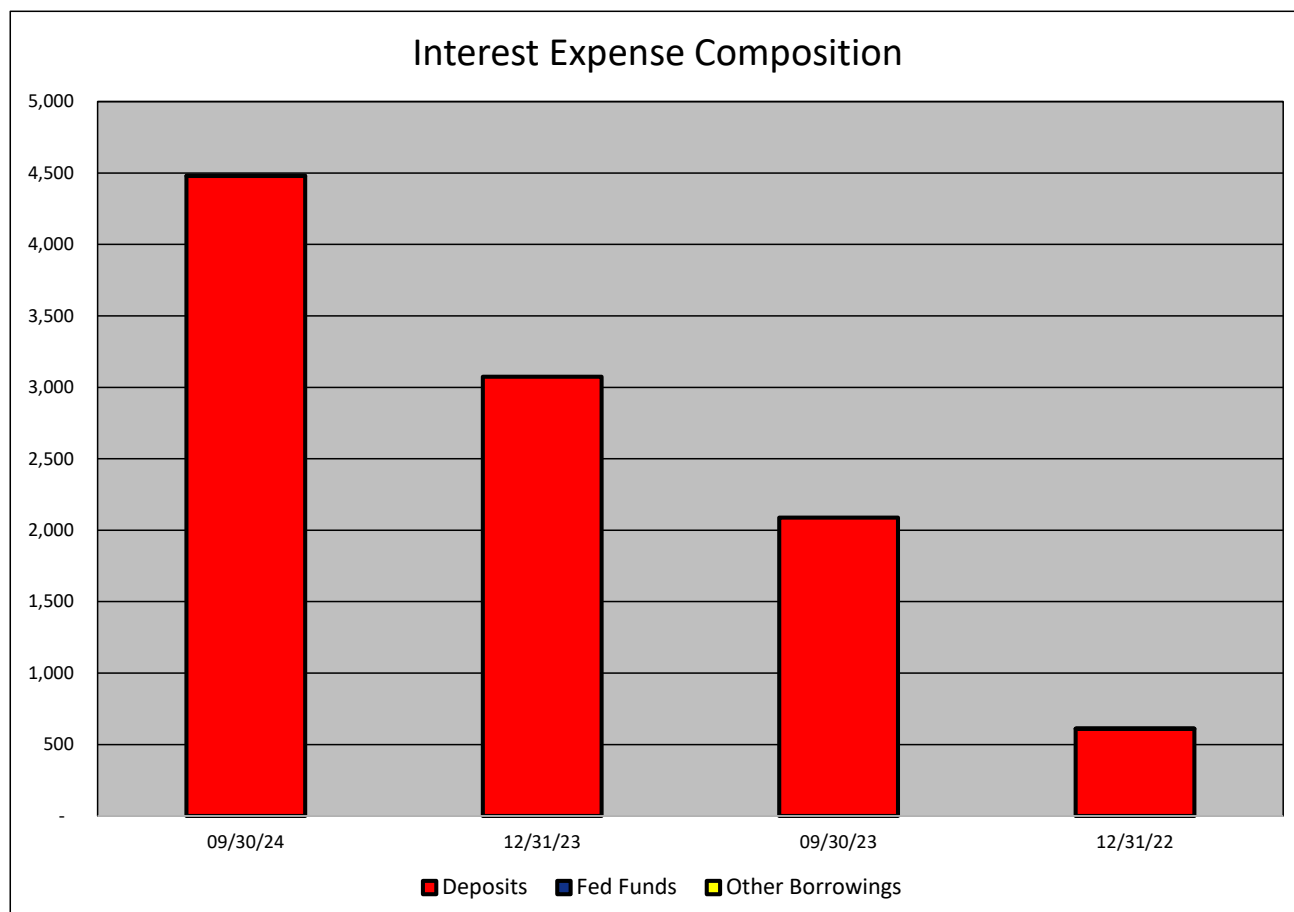


**INTEREST EXPENSE COMPOSITION- First Colony Bank of Florida**  
(Dollars in Thousands)

As of:	09/30/24	12/31/23	09/30/23	12/31/22	\$ Change 12 MTHS	% Change 12 MTHS
--------	----------	----------	----------	----------	----------------------	---------------------

**INTEREST EXPENSE CATEGORY**

Deposits	4,479	3,075	2,089	610	2,390	114.41
Fed Funds	1	-	-	1	1	NA
Other Borrowings	-	-	-	-	-	NA
<b>Total Int Expense</b>	<b>4,480</b>	<b>3,075</b>	<b>2,089</b>	<b>611</b>	<b>2,391</b>	<b>114.46</b>

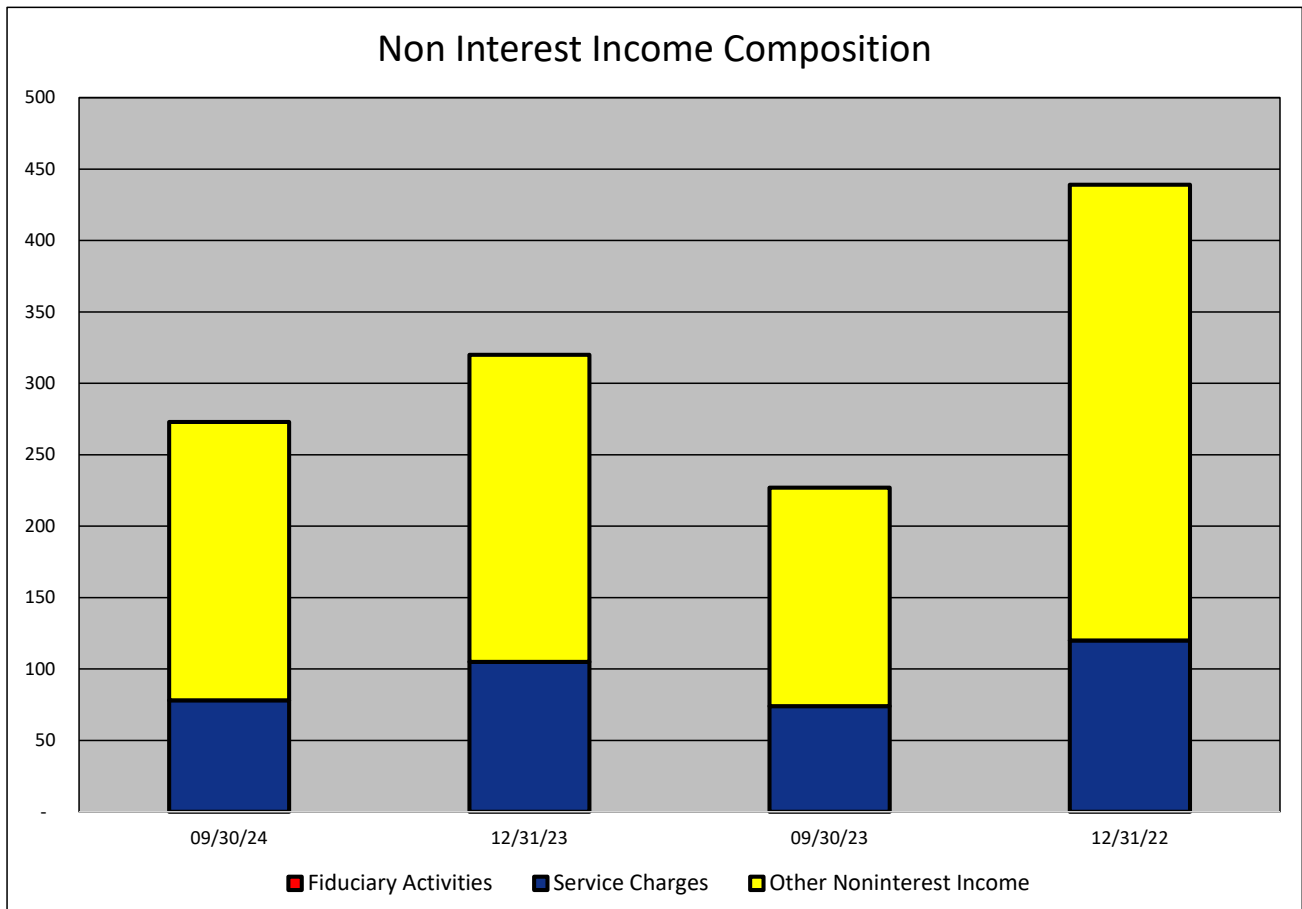


**NONINTEREST INCOME COMPOSITION- First Colony Bank of Florida**  
(Dollars in Thousands)

As of:	09/30/24	12/31/23	09/30/23	12/31/22	\$ Change 12 MTHS	% Change 12 MTHS
--------	----------	----------	----------	----------	----------------------	---------------------

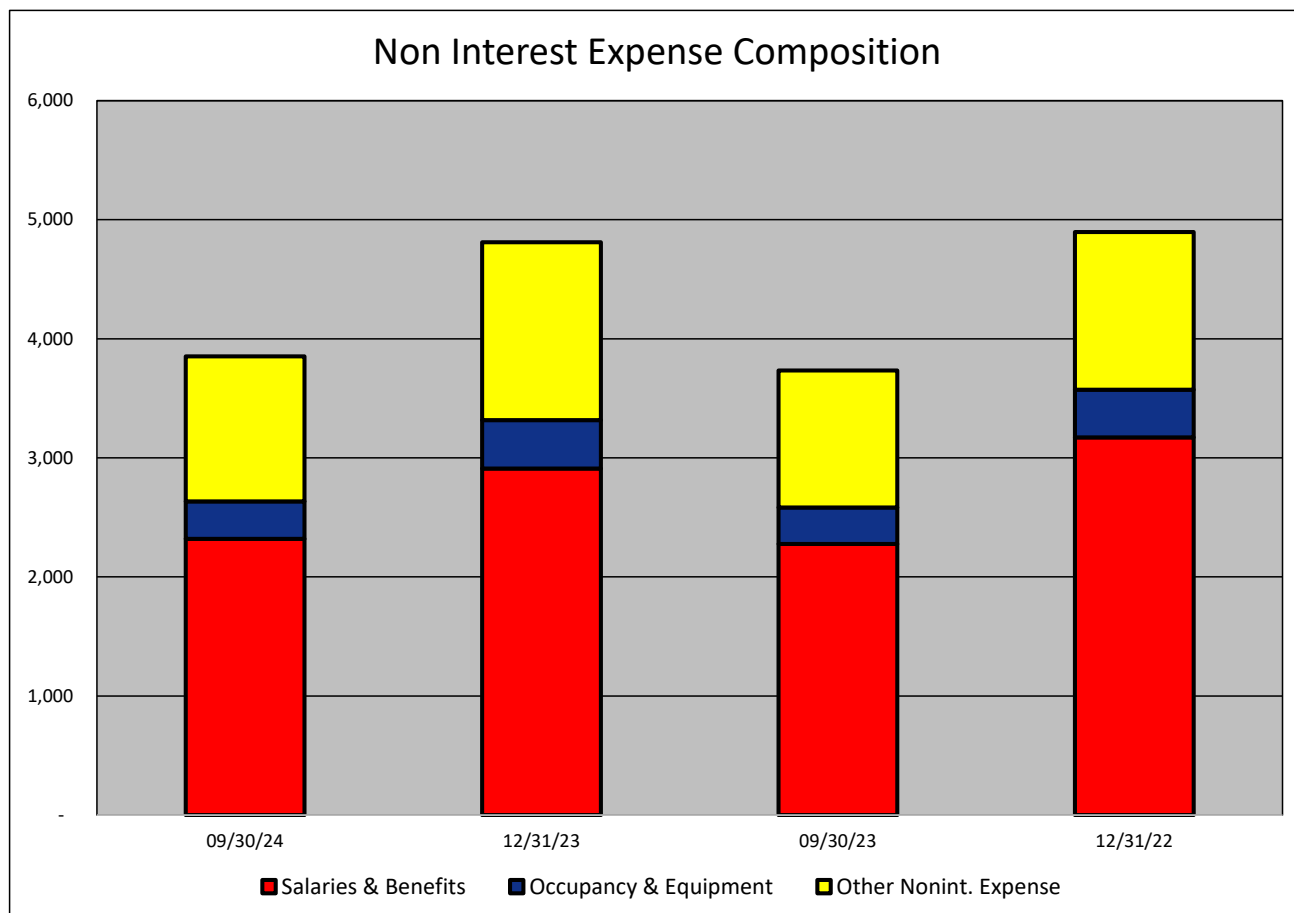
**NONINTEREST INCOME CATEGORY**

Fiduciary Activities	-	-	-	-	-	NA
Service Charges	78	105	74	120	4	5.41
Other Noninterest Income	195	215	153	319	42	27.45
<b>Total Nonint. Income</b>	<b>273</b>	<b>320</b>	<b>227</b>	<b>439</b>	<b>46</b>	<b>20.26</b>



**NONINTEREST EXPENSE COMPOSITION- First Colony Bank of Florida**  
(Dollars in Thousands)

As of:	09/30/24	12/31/23	09/30/23	12/31/22	\$ Change 12 MTHS	% Change 12 MTHS
<b>NONINTEREST EXPENSE CATEGORY</b>						
Salaries & Benefits	2,319	2,911	2,277	3,172	42	1.84
Occupancy & Equipment	316	406	306	400	10	3.27
Other Nonint. Expense	1,217	1,494	1,151	1,325	66	5.73
<b>Total Nonint. Expense</b>	<b>3,852</b>	<b>4,811</b>	<b>3,734</b>	<b>4,897</b>	<b>118</b>	<b>3.16</b>



**PEER GROUP COMPARISONS REPORT**  
**Central Florida Group**

BALANCE SHEET

Institution name	Total Assets \$000		% Change in Assets
	This Year	Last Year	
Sunrise Bank	577,407	475,513	<b>21.43</b>
First Colony Bank Of Florida	316,544	270,407	<b>17.06</b>
Cogent Bank	1,926,188	1,679,641	<b>14.68</b>
Winter Park National Bank	845,000	756,705	<b>11.67</b>
Surety Bank	205,765	188,254	<b>9.30</b>
Mainstreet Community Bank Of Florida	839,200	791,380	<b>6.04</b>
Citizens Bank And Trust	1,363,784	1,288,984	<b>5.80</b>
First National Bank Of Wauchula	90,799	85,989	<b>5.59</b>
Citizens First Bank	3,899,117	3,704,723	<b>5.25</b>
First Bank	729,021	694,913	<b>4.91</b>
Commerce Bank & Trust	172,375	167,161	<b>3.12</b>
Bank Of Central Florida	1,117,421	1,085,672	<b>2.92</b>
Southstate Bank, National Association	46,071,510	44,975,911	<b>2.44</b>
Heartland National Bank	723,390	714,025	<b>1.31</b>
Axiom Bank, National Association	815,136	824,400	<b>(1.12)</b>
Crews Bank & Trust	2,129,178	2,162,337	<b>(1.53)</b>
United Southern Bank	852,835	885,844	<b>(3.73)</b>
The First National Bank Of Mount Dora	358,220	383,020	<b>(6.47)</b>

<b>Select Peer Average</b>	3,501,827	3,396,382	5.48
----------------------------	-----------	-----------	------

**PEER GROUP COMPARISONS REPORT**  
**Central Florida Group**

BALANCE SHEET

Institution name	Total Loans \$000		% Change in Loans
	This Year	Last Year	
Sunrise Bank	451,435	373,357	20.91
Mainstreet Community Bank Of Florida	589,433	491,721	19.87
Winter Park National Bank	467,807	397,769	17.61
First Colony Bank Of Florida	198,059	169,168	17.08
Axiom Bank, National Association	597,914	519,588	15.07
Commerce Bank & Trust	127,846	112,482	13.66
Bank Of Central Florida	763,948	683,522	11.77
Cogent Bank	1,532,023	1,377,545	11.21
Citizens Bank And Trust	764,375	700,151	9.17
United Southern Bank	392,885	361,741	8.61
The First National Bank Of Mount Dora	117,757	109,865	7.18
Southstate Bank, National Association	33,835,236	32,044,116	5.59
Crews Bank & Trust	1,195,576	1,135,048	5.33
First Bank	426,947	410,155	4.09
Citizens First Bank	1,259,430	1,226,051	2.72
Heartland National Bank	154,873	152,710	1.42
Surety Bank	74,341	75,011	(0.89)
First National Bank Of Wauchula	66,300	68,628	(3.39)

<b>Select Peer Average</b>	2,389,788	2,244,924	9.28
----------------------------	-----------	-----------	------

**PEER GROUP COMPARISONS REPORT**  
*Central Florida Group*

**CAPITAL RATIOS**  
For the nine months ended September 30, 2024

Institution name	Equity/ Assets	Leverage Ratio	Tier 1 Risk- based Ratio	Risk based Capital Ratio	Common Equity Tier 1 Capital Ratio
Citizens First Bank	11.17	<b>12.93</b>	19.11	20.07	19.11
Surety Bank	9.82	<b>12.48</b>	24.45	25.53	24.45
The First National Bank Of Mount Dora	9.68	<b>11.82</b>	16.62	17.54	16.62
First National Bank Of Wauchula	10.20	<b>11.36</b>	0.00	0.00	0.00
Axiom Bank, National Association	11.38	<b>11.03</b>	13.41	14.63	13.41
Crews Bank & Trust	11.00	<b>10.88</b>	0.00	0.00	0.00
Southstate Bank, National Association	13.41	<b>10.59</b>	13.15	14.41	13.15
Heartland National Bank	8.94	<b>9.52</b>	27.83	28.92	27.83
Sunrise Bank	8.07	<b>9.31</b>	0.00	0.00	0.00
United Southern Bank	5.60	<b>9.19</b>	16.43	17.68	16.43
First Bank	9.10	<b>9.17</b>	14.86	16.11	14.86
Commerce Bank & Trust	6.54	<b>9.09</b>	11.75	13.01	11.75
Mainstreet Community Bank Of Florida	7.71	<b>8.86</b>	0.00	0.00	0.00
Cogent Bank	8.82	<b>8.68</b>	10.68	11.81	10.68
First Colony Bank Of Florida	7.87	<b>8.66</b>	11.91	13.16	11.91
Bank Of Central Florida	7.19	<b>8.26</b>	11.69	12.61	11.69
Citizens Bank And Trust	2.61	<b>7.44</b>	12.00	12.93	12.00
Winter Park National Bank	5.43	<b>6.62</b>	10.70	11.96	10.70

<b>Select Peer Average</b>	8.59	9.77	11.92	12.80	11.92
----------------------------	------	------	-------	-------	-------

**PEER GROUP COMPARISONS REPORT**  
*Central Florida Group*

**BALANCE SHEET RATIOS**  
For the nine months ended September 30, 2024

Institution name	Loans/ Deposits	Gross Loans/ Assets	Securities/ Assets
Southstate Bank, National Association	<b>89.63</b>	73.44	14.90
Sunrise Bank	<b>88.83</b>	78.18	14.57
Cogent Bank	<b>87.82</b>	79.54	16.97
First National Bank Of Wauchula	<b>85.37</b>	73.02	6.32
Axiom Bank, National Association	<b>83.83</b>	73.35	7.25
Commerce Bank & Trust	<b>81.81</b>	74.17	15.14
Mainstreet Community Bank Of Florida	<b>78.65</b>	70.24	22.09
Bank Of Central Florida	<b>74.38</b>	68.37	18.26
<b>First Colony Bank Of Florida</b>	<b>68.34</b>	<b>62.57</b>	<b>17.27</b>
First Bank	<b>64.95</b>	58.56	25.58
Winter Park National Bank	<b>63.60</b>	55.36	27.75
Crews Bank & Trust	<b>63.52</b>	56.15	28.82
Citizens Bank And Trust	<b>59.88</b>	56.05	40.28
United Southern Bank	<b>52.66</b>	46.07	40.28
Surety Bank	<b>40.31</b>	36.13	15.98
Citizens First Bank	<b>37.98</b>	32.30	62.56
The First National Bank Of Mount Dora	<b>36.86</b>	32.87	58.05
Heartland National Bank	<b>24.42</b>	21.41	50.82

<b>Select Peer Average</b>	<b>65.71</b>	<b>58.21</b>	<b>26.83</b>
----------------------------	--------------	--------------	--------------



**PEER GROUP COMPARISONS REPORT**  
*Central Florida Group*

**PROFITABILITY RATIOS**  
**For the nine months ended September 30, 2024**

Institution name	Avg Total Assets (\$000)	Return on Avg Assets	Return on Avg Equity
Surety Bank	203,893	<b>2.64</b>	27.98
Crews Bank & Trust	2,156,406	<b>1.68</b>	16.09
Heartland National Bank	721,974	<b>1.62</b>	20.15
First Colony Bank Of Florida	307,721	<b>1.58</b>	20.01
Cogent Bank	1,890,314	<b>1.36</b>	16.85
First Bank	733,472	<b>1.25</b>	14.97
Southstate Bank, National Association	46,156,319	<b>1.19</b>	9.30
Bank Of Central Florida	1,115,434	<b>1.10</b>	16.60
First National Bank Of Wauchula	90,014	<b>1.00</b>	10.41
Sunrise Bank	535,153	<b>0.97</b>	12.49
Winter Park National Bank	822,270	<b>0.95</b>	18.12
Citizens First Bank	3,899,649	<b>0.93</b>	9.25
The First National Bank Of Mount Dora	368,077	<b>0.90</b>	10.49
United Southern Bank	920,807	<b>0.77</b>	18.27
Commerce Bank & Trust	174,598	<b>0.64</b>	10.86
Mainstreet Community Bank Of Florida	812,929	<b>0.61</b>	8.45
Citizens Bank And Trust	1,421,567	<b>0.56</b>	39.26
Axiom Bank, National Association	843,751	<b>0.51</b>	4.78

<b>Select Peer Average</b>	3,509,686	1.13	15.80
----------------------------	-----------	------	-------

**PEER GROUP COMPARISONS REPORT**  
*Central Florida Group*

**PROFITABILITY RATIOS**  
**For the nine months ended September 30, 2024**

Institution name	Noninterest Income/AA	Net Overhead Ratio	Efficiency Ratio	Assets (per million) per Employee
Heartland National Bank	0.25	1.13	<b>39.00</b>	13.40
Winter Park National Bank	0.06	1.02	<b>43.59</b>	27.26
<b>First Colony Bank Of Florida</b>	<b>0.12</b>	<b>1.55</b>	<b>49.58</b>	<b>16.66</b>
Citizens First Bank	0.59	1.01	<b>51.91</b>	9.70
Surety Bank	3.47	(0.06)	<b>55.20</b>	5.56
Bank Of Central Florida	0.24	1.77	<b>56.92</b>	10.44
Cogent Bank	0.77	1.94	<b>57.30</b>	8.16
Southstate Bank, National Association	0.70	1.48	<b>57.43</b>	8.96
First Bank	0.67	1.75	<b>58.40</b>	6.88
Crews Bank & Trust	0.81	1.78	<b>58.49</b>	5.88
Sunrise Bank	0.06	2.01	<b>65.81</b>	9.62
United Southern Bank	0.59	1.69	<b>68.51</b>	5.54
Mainstreet Community Bank Of Florida	0.36	1.95	<b>69.37</b>	8.07
The First National Bank Of Mount Dora	2.62	1.40	<b>76.61</b>	4.32
Commerce Bank & Trust	0.22	2.17	<b>77.40</b>	8.21
Citizens Bank And Trust	0.70	1.64	<b>78.48</b>	7.07
First National Bank Of Wauchula	0.82	3.24	<b>80.08</b>	4.13
Axiom Bank, National Association	1.14	3.42	<b>83.25</b>	5.66

<b>Select Peer Average</b>	0.79	1.72	62.63	9.19
----------------------------	------	------	-------	------

**PEER GROUP COMPARISONS REPORT**  
*Central Florida Group*

**ASSET QUALITY RATIOS**  
For the nine months ended September 30, 2024

Institution name	Allowance/ Loans	Nonperf Loans/ Total Loans	Nonperf Assets/ Total Assets	Adjusted Texas Ratio
Commerce Bank & Trust	1.40	0.00	<b>0.00</b>	0.00
Bank Of Central Florida	0.95	0.00	<b>0.00</b>	0.00
First Colony Bank Of Florida	1.55	0.00	<b>0.00</b>	0.00
Crews Bank & Trust	1.84	0.03	<b>0.02</b>	0.14
Citizens First Bank	1.69	0.18	<b>0.06</b>	0.48
First Bank	1.71	0.09	<b>0.06</b>	0.27
Heartland National Bank	1.59	0.33	<b>0.07</b>	0.76
The First National Bank Of Mount Dora	1.75	0.22	<b>0.07</b>	0.71
Surety Bank	1.49	0.46	<b>0.17</b>	1.60
United Southern Bank	2.39	0.44	<b>0.20</b>	3.02
Winter Park National Bank	1.67	0.57	<b>0.32</b>	4.99
Cogent Bank	1.11	0.49	<b>0.39</b>	4.05
Southstate Bank, National Association	1.38	0.56	<b>0.41</b>	3.35
Sunrise Bank	1.19	0.53	<b>0.42</b>	0.96
First National Bank Of Wauchula	1.52	0.83	<b>0.61</b>	5.38
Mainstreet Community Bank Of Florida	1.25	1.09	<b>0.77</b>	8.96
Citizens Bank And Trust	1.03	1.82	<b>1.02</b>	32.07
Axiom Bank, National Association	1.27	1.88	<b>1.43</b>	11.75

<b>Select Peer Average</b>	1.49	0.53	0.33	4.36
----------------------------	------	------	------	------

**PEER GROUP COMPARISONS REPORT**  
*Central Florida Group*

**STATEMENT OF CONDITION (% OF ASSETS)**  
**For the nine months ended September 30, 2024**

Institution name	Cash & Nointerest bearing Deps	Interest- bearing Bal	Fed Funds Sold & Repos	Held to Maturity Secs	Available for Sale Secs
Surety Bank	<b>24.38</b>	19.39	0.00	0.00	15.98
First National Bank Of Wauchula	<b>6.29</b>	10.22	0.00	0.00	6.32
First Bank	<b>2.28</b>	8.63	1.42	0.00	25.58
Mainstreet Community Bank Of Florida	<b>1.49</b>	1.72	0.08	0.00	22.09
Commerce Bank & Trust	<b>1.39</b>	6.74	0.00	0.00	15.14
Southstate Bank, National Association	<b>1.23</b>	1.40	0.01	5.00	9.91
First Colony Bank Of Florida	<b>1.13</b>	18.99	0.00	9.68	7.59
Axiom Bank, National Association	<b>1.02</b>	14.92	0.00	0.00	7.25
Heartland National Bank	<b>1.01</b>	24.44	0.00	0.00	50.82
Sunrise Bank	<b>1.00</b>	4.57	0.00	0.87	13.70
Crews Bank & Trust	<b>0.89</b>	13.17	0.00	21.15	7.67
Winter Park National Bank	<b>0.88</b>	14.73	0.00	17.58	10.16
United Southern Bank	<b>0.85</b>	8.02	0.00	1.03	39.25
Citizens First Bank	<b>0.73</b>	0.19	1.36	0.00	62.56
Bank Of Central Florida	<b>0.57</b>	9.76	0.00	0.00	18.26
The First National Bank Of Mount Dora	<b>0.51</b>	2.57	0.00	0.00	58.05
Citizens Bank And Trust	<b>0.25</b>	0.93	0.00	0.00	40.28
Cogent Bank	<b>0.11</b>	2.98	0.00	0.00	16.97

<b>Select Peer Average</b>	2.56	9.08	0.16	3.07	23.75
----------------------------	------	------	------	------	-------

**PEER GROUP COMPARISONS REPORT**  
*Central Florida Group*

**STATEMENT OF CONDITION (% OF ASSETS)**  
**For the nine months ended September 30, 2024**

Institution name	Net Loans & Leases	Premises & Fixed Assets	Total Real Estate Owned	Intangible Assets
Cogent Bank	<b>78.57</b>	0.23	0.00	0.12
Sunrise Bank	<b>77.25</b>	1.54	0.00	0.00
Commerce Bank & Trust	<b>73.13</b>	0.13	0.00	0.00
Axiom Bank, National Association	<b>72.42</b>	1.46	0.01	0.13
First National Bank Of Wauchula	<b>71.90</b>	1.35	0.00	0.00
Southstate Bank, National Association	<b>71.80</b>	1.11	0.00	4.51
Mainstreet Community Bank Of Florida	<b>69.29</b>	2.16	0.00	0.01
Bank Of Central Florida	<b>67.72</b>	1.56	0.00	0.02
<b>First Colony Bank Of Florida</b>	<b>61.60</b>	<b>0.38</b>	<b>0.00</b>	<b>0.00</b>
First Bank	<b>57.56</b>	1.98	0.00	0.00
Citizens Bank And Trust	<b>55.47</b>	1.30	0.00	0.00
Crews Bank & Trust	<b>55.12</b>	1.28	0.00	0.00
Winter Park National Bank	<b>54.44</b>	0.33	0.00	0.00
United Southern Bank	<b>44.97</b>	1.20	0.00	0.00
Surety Bank	<b>35.59</b>	1.23	0.00	0.00
The First National Bank Of Mount Dora	<b>32.30</b>	1.20	0.00	0.00
Citizens First Bank	<b>31.50</b>	1.39	0.00	0.44
Heartland National Bank	<b>21.04</b>	0.55	0.00	0.00

<b>Select Peer Average</b>	<b>57.32</b>	<b>1.13</b>	<b>0.00</b>	<b>0.29</b>
----------------------------	--------------	-------------	-------------	-------------

**PEER GROUP COMPARISONS REPORT**  
*Central Florida Group*

**STATEMENT OF CONDITION (% OF TOTAL FUNDING SOURCES)**  
**For the nine months ended September 30, 2024**

Institution name	Non Interest Bearing Deps	Interest Bearing Deps	Total Deps	Total Fed Funds & Repos	Other Borrowed Money
Surety Bank	<b>47.25</b>	52.75	100.00	0.00	0.00
Crews Bank & Trust	<b>40.76</b>	59.15	99.91	0.09	0.00
Axiom Bank, National Association	<b>40.28</b>	59.72	100.00	0.00	0.00
The First National Bank Of Mount Dora	<b>38.06</b>	61.94	100.00	0.00	0.00
First Bank	<b>36.13</b>	63.87	100.00	0.00	0.00
<b>First Colony Bank Of Florida</b>	<b>36.11</b>	<b>63.89</b>	<b>100.00</b>	<b>0.00</b>	<b>0.00</b>
Citizens Bank And Trust	<b>33.74</b>	63.34	97.08	1.17	1.75
Bank Of Central Florida	<b>33.64</b>	66.36	100.00	0.00	0.00
Commerce Bank & Trust	<b>31.41</b>	66.32	97.74	2.26	0.00
Mainstreet Community Bank Of Florida	<b>31.36</b>	66.05	97.40	0.00	2.60
First National Bank Of Wauchula	<b>27.73</b>	69.76	97.49	0.00	2.51
Southstate Bank, National Association	<b>27.18</b>	70.64	97.82	1.39	0.78
United Southern Bank	<b>26.25</b>	67.47	93.72	0.00	6.28
Cogent Bank	<b>25.05</b>	74.95	100.00	0.00	0.00
Heartland National Bank	<b>24.30</b>	72.73	97.03	2.97	0.00
Sunrise Bank	<b>22.83</b>	73.94	96.76	0.00	3.24
Winter Park National Bank	<b>20.63</b>	71.94	92.56	1.14	6.29
Citizens First Bank	<b>16.73</b>	79.93	96.66	3.34	0.00

<b>Select Peer Average</b>	31.08	66.93	98.01	0.69	1.30
----------------------------	-------	-------	-------	------	------

**PEER GROUP COMPARISONS REPORT**  
*Central Florida Group*

**YIELDS, COSTS & SPREADS - ASSET YIELDS**  
**For the nine months ended September 30, 2024**

Institution name	Yield on Earning Assets	Cost of Funds	Net Interest Margin	Avg Earning Assets/AA
First National Bank Of Wauchula	6.43	2.73	<b>4.61</b>	92.17
Axiom Bank, National Association	6.72	3.84	<b>4.52</b>	95.93
Cogent Bank	6.75	4.11	<b>3.94</b>	99.20
First Bank	4.81	1.91	<b>3.66</b>	94.27
Crews Bank & Trust	4.88	2.38	<b>3.64</b>	98.34
Surety Bank	5.65	3.12	<b>3.51</b>	73.61
Heartland National Bank	4.94	2.21	<b>3.40</b>	96.94
Bank Of Central Florida	5.06	2.67	<b>3.39</b>	97.08
Southstate Bank, National Association	5.05	2.52	<b>3.37</b>	91.05
First Colony Bank Of Florida	5.12	2.23	<b>3.16</b>	99.06
Mainstreet Community Bank Of Florida	4.77	2.50	<b>3.16</b>	94.34
Sunrise Bank	5.82	3.89	<b>3.13</b>	98.17
Commerce Bank & Trust	5.09	3.21	<b>2.90</b>	97.27
United Southern Bank	3.97	1.48	<b>2.82</b>	96.36
Citizens First Bank	4.18	1.95	<b>2.48</b>	97.50
Winter Park National Bank	4.83	3.23	<b>2.46</b>	97.77
The First National Bank Of Mount Dora	3.75	2.32	<b>2.44</b>	97.89
Citizens Bank And Trust	3.92	2.55	<b>2.34</b>	96.76
<b>Select Peer Average</b>	5.10	2.71	3.31	95.21