

# First Bank

Clewiston, FL

Established

1/1/1922

## Florida Bank and Thrift Performance Report

### Table of Contents

<b>Title</b>	<b>Page</b>
PEER GROUP POSITION	1
EXECUTIVE SUMMARY	2
SELECTED FINANCIAL DATA	3
SECURITIES COMPOSITION	4
LOAN PORTFOLIO COMPOSITION	5
LOAN PORTFOLIO QUALITY	6
DEPOSIT BASE COMPOSITION	7
INTEREST INCOME COMPOSITION	8
INTEREST EXPENSE COMPOSITION	9
NONINTEREST INCOME COMPOSITION	10
NONINTEREST EXPENSE COMPOSITION	11
PEER GROUP COMPARISONS REPORT	12-22

---

#### FLORIDA BANKING TEAM

Ted Hacker, Steve Kania, Robert Brink, David Ajvazi, Erica Hines, Sacha Widmaier, Anthony Hagbartsen, Madeline Bogumil, Phillip Berdeguer, Andrew Joyce, Mai Tran, Meranda Joseph, Patricia Romero, Vanessa Hossler, Adam McCord, Allyson Wiitala, Jacob Ingram, Rachel Jean, Brendan Yosko, Martha Zubia, Stephanie Flores, Joshua Koelsch, Krishna Reddy, Jacob Frantzen, Sander Ocasio, Brian Katz, Nicholas Singh, Martin Gonzalez

Information contained herein was obtained from FIS is believed to be reliable however, accuracy is not guaranteed and all peer and state averages are simple averages.

**PEER GROUP POSITION**  
**For the**  
**Central Florida Group**

**For the nine months ended September 30, 2024**

Institution name	Total Assets (\$'000's)
Southstate Bank, National Association	46,071,510
Citizens First Bank	3,899,117
Crews Bank & Trust	2,129,178
Cogent Bank	1,926,188
Citizens Bank And Trust	1,363,784
Bank Of Central Florida	1,117,421
United Southern Bank	852,835
Winter Park National Bank	845,000
Mainstreet Community Bank Of Florida	839,200
Axiom Bank, National Association	815,136
<b>First Bank</b>	<b>729,021</b>
Heartland National Bank	723,390
Sunrise Bank	577,407
The First National Bank Of Mount Dora	358,220
First Colony Bank Of Florida	316,544
Surety Bank	205,765
Commerce Bank & Trust	172,375
First National Bank Of Wauchula	90,799

Institution name	Return on Avg Assets (%)
Surety Bank	2.64
Crews Bank & Trust	1.68
Heartland National Bank	1.62
First Colony Bank Of Florida	1.58
Cogent Bank	1.36
<b>First Bank</b>	<b>1.25</b>
Southstate Bank, National Association	1.19
Bank Of Central Florida	1.10
First National Bank Of Wauchula	1.00
Sunrise Bank	0.97
Winter Park National Bank	0.95
Citizens First Bank	0.93
The First National Bank Of Mount Dora	0.90
United Southern Bank	0.77
Commerce Bank & Trust	0.64
Mainstreet Community Bank Of Florida	0.61
Citizens Bank And Trust	0.56
Axiom Bank, National Association	0.51

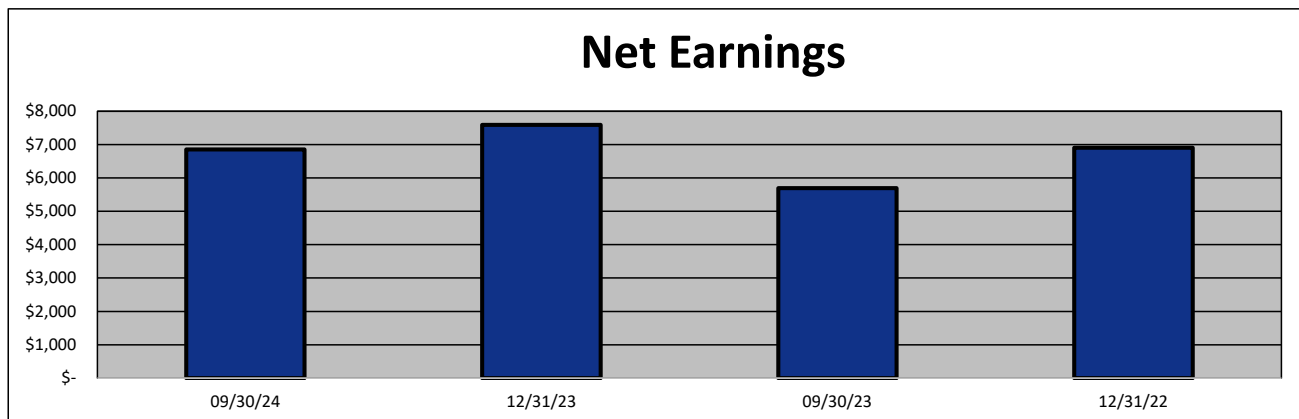
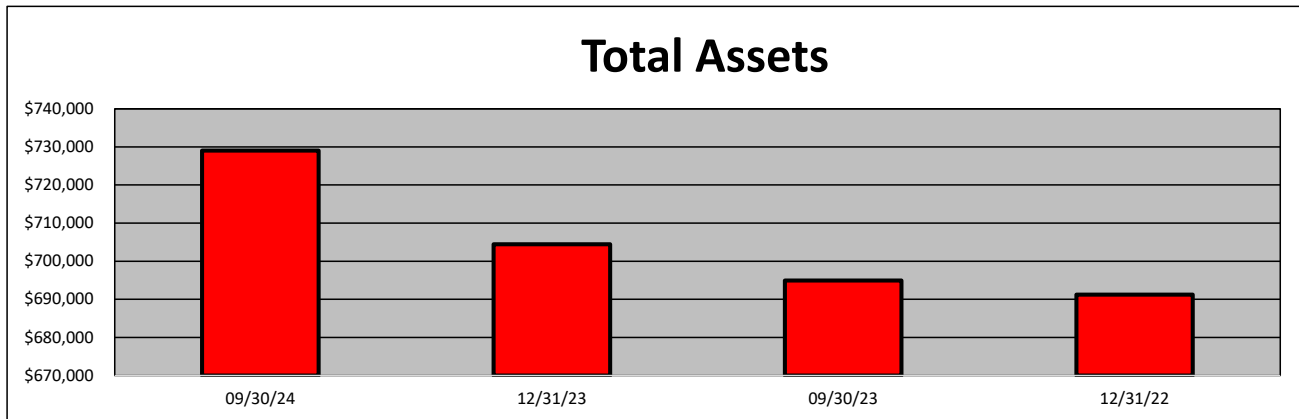
**EXECUTIVE SUMMARY - First Bank**  
(Percentage)

Period Ending	09/30/24	12/31/23	09/30/23	12/31/22	State Avg.	Peer Avg.
<b>CAPITAL RATIOS</b>						
Equity/Assets	9.10	8.22	7.62	7.00	9.87	8.59
Leverage Ratio	9.17	8.98	8.73	8.31	10.70	9.77
Tier 1 Cap/Risk Based Assets	14.86	14.12	14.34	13.85	12.49	11.92
Risk Based Ratio	16.11	15.38	15.59	15.10	13.34	12.80
Common Equity Tier 1 Capital Ratio	14.86	14.12	14.34	13.85	12.45	11.92
<b>BALANCE SHEET RATIOS:</b>						
Loan/Deposit Ratio	64.95	65.24	64.40	62.08	75.65	65.71
Loans/Assets	58.56	59.48	59.02	57.42	63.44	58.21
Securities/Assets	25.58	27.39	27.23	23.04	20.01	26.83
<b>PROFITABILITY:</b>						
Return on Avg Assets	1.25	1.06	1.06	1.04	0.75	1.13
Return on Avg Equity	14.97	14.41	14.78	14.53	10.06	15.80
Nonint Income/Avg Assets	0.67	0.95	0.99	0.63	0.79	0.79
Net Overhead Ratio	1.75	1.49	1.45	1.61	2.14	1.72
Efficiency Ratio	58.40	61.44	61.05	60.99	72.20	62.63
Assets (per million) per Employee	6.88	6.91	6.62	6.91	10.50	9.19
<b>ASSET QUALITY:</b>						
Allowance/Loans	1.71	1.66	1.67	1.77	1.29	1.49
Nonperforming Loans/Total Loans	0.09	0.10	0.32	0.66	0.55	0.53
Nonperforming Assets/Total Assets	0.06	0.06	0.19	0.38	0.37	0.33
Adjusted Texas Ratio	0.27	0.33	1.84	4.35	3.62	4.36
<b>YIELDS &amp; COSTS:</b>						
Yield on earning assets	4.81	4.32	4.24	3.55	5.49	5.10
Cost of funds	1.91	1.89	1.83	0.52	3.09	2.71
Net interest margin	3.66	3.18	3.14	3.24	2.88	3.31
Avg Earning Assets/Avg Assets	94.27	94.57	94.78	93.60	96.03	95.21

**SELECTED FINANCIAL DATA - First Bank**  
(Dollars in Thousands)

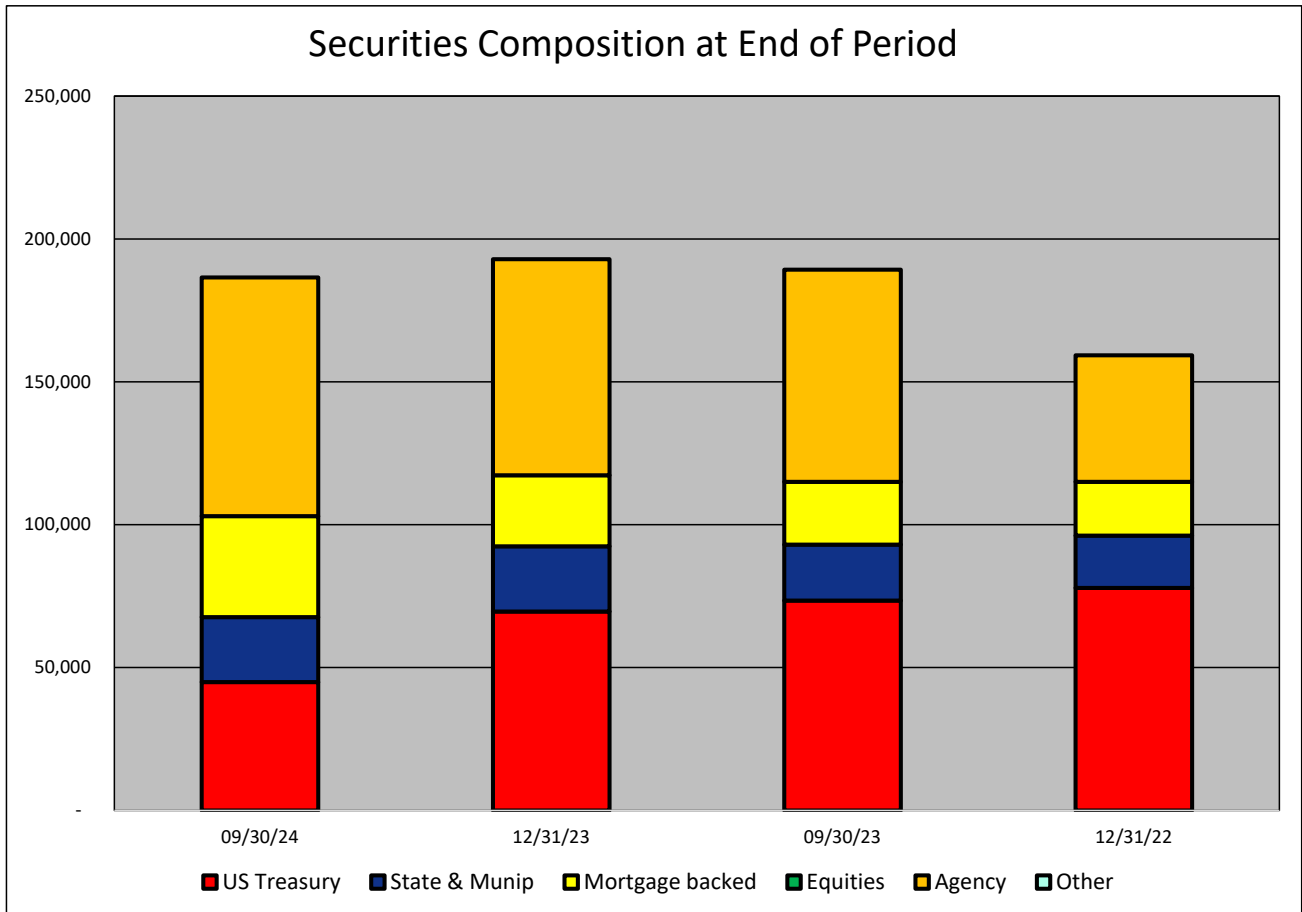
As of:	09/30/24	12/31/23	09/30/23	12/31/22	\$ Change 12 MTHS	% Change 12 MTHS
Total Assets	729,021	704,456	694,913	691,261	34,108	4.91
Cash and Equivalents	89,867	66,172	67,924	111,654	21,943	32.31
Securities	186,520	192,926	189,249	159,255	(2,729)	(1.44)
Loans, net	426,947	419,040	410,155	396,949	16,792	4.09
Deposit Accounts	657,355	642,293	636,918	639,390	20,437	3.21
Fed Funds & Repos	-	-	-	-	-	NA
Total Equity	66,341	57,926	52,933	48,366	13,408	25.33

Period Ending	09/30/24	12/31/23	09/30/23	12/31/22	\$ Change 12 MTHS	% Change 12 MTHS
Net Earnings	6,857	7,594	5,697	6,910	1,160	20.36
Interest Income	24,935	29,264	21,642	22,024	3,293	15.22
Interest Expense	5,956	7,721	5,594	1,965	362	6.47
Net Interest Income	18,979	21,543	16,048	20,059	2,931	18.26
Prov for Credit Losses	375	420	315	420	60	19.05
Noninterest income	3,705	6,813	5,322	4,193	(1,617)	(30.38)
Gain on Sale of Securities	-	(483)	(483)	-	483	(100.00)
Noninterest Expense	13,328	17,512	13,112	14,866	216	1.65
Net Operating Income	8,981	10,424	7,943	8,966	1,038	13.07
Income Taxes	2,124	2,347	1,763	2,056	361	20.48



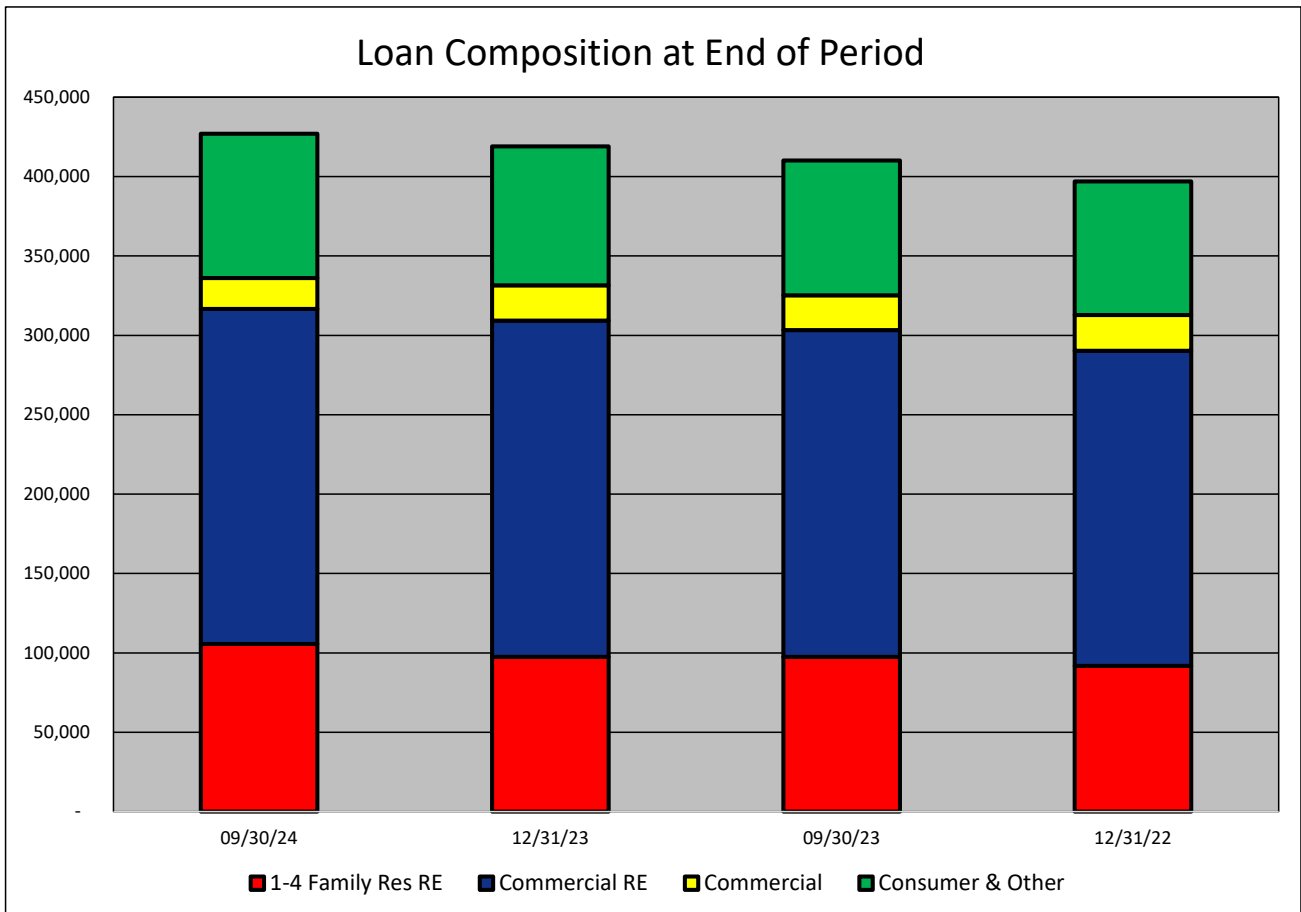
**SECURITIES COMPOSITION - First Bank**  
(Dollars in Thousands)

As of:	09/30/24	12/31/23	09/30/23	12/31/22	\$ Change 12 MTHS	% Change 12 MTHS
<b>SECURITIES CATEGORY:</b>						
US Treasury	44,891	69,660	73,431	77,898	(28,540)	(38.87)
State & Munip	22,756	22,757	19,572	18,292	3,184	16.27
Mortgage backed	35,329	24,920	22,024	18,778	13,305	60.41
Equities	-	-	-	-	-	NA
Agency	83,544	75,589	74,222	44,287	9,322	12.56
Other	-	-	-	-	-	NA
<b>Total Securities</b>	<b>186,520</b>	<b>192,926</b>	<b>189,249</b>	<b>159,255</b>	<b>(2,729)</b>	<b>(1.44)</b>



**LOAN PORTFOLIO COMPOSITION - First Bank**  
(Dollars in Thousands)

As of:	09/30/24	12/31/23	09/30/23	12/31/22	\$ Change 12 MTHS	% Change 12 MTHS
<b>LOAN CATEGORY:</b>						
1-4 Family Res RE	105,562	97,514	97,482	91,869	8,080	8.29
Commercial RE	211,010	211,810	205,785	198,363	5,225	2.54
Commercial	19,462	22,218	21,939	22,543	(2,477)	(11.29)
Consumer & Other	90,913	87,498	84,949	84,174	5,964	7.02
<b>Loans, Net</b>	<b>426,947</b>	<b>419,040</b>	<b>410,155</b>	<b>396,949</b>	<b>16,792</b>	<b>4.09</b>



**LOAN PORTFOLIO QUALITY - First Bank**  
(Dollars in Thousands)

As of:	09/30/24	12/31/23	09/30/23	12/31/22	\$ Change 12 MTHS	% Change 12 MTHS
--------	----------	----------	----------	----------	----------------------	---------------------

**ALLOWANCE FOR CREDIT LOSSES (LOANS):**

Beginning Balance	6,946	7,010	7,010	6,467	(64)	(0.91)
Total Recoveries	51	36	36	128	15	41.67
Total Charge-offs	54	4	4	5	50	1,250.00
Provision Expense	375	420	315	420	60	19.05
Writedown Transfer Loans HFS	-	-	-	-	-	NA
Adjustments	-	(516)	(516)	-	516	(100.00)
Ending Balance	7,317	6,946	6,841	7,010	476	6.96

**NON-PERFORMING ASSETS:**

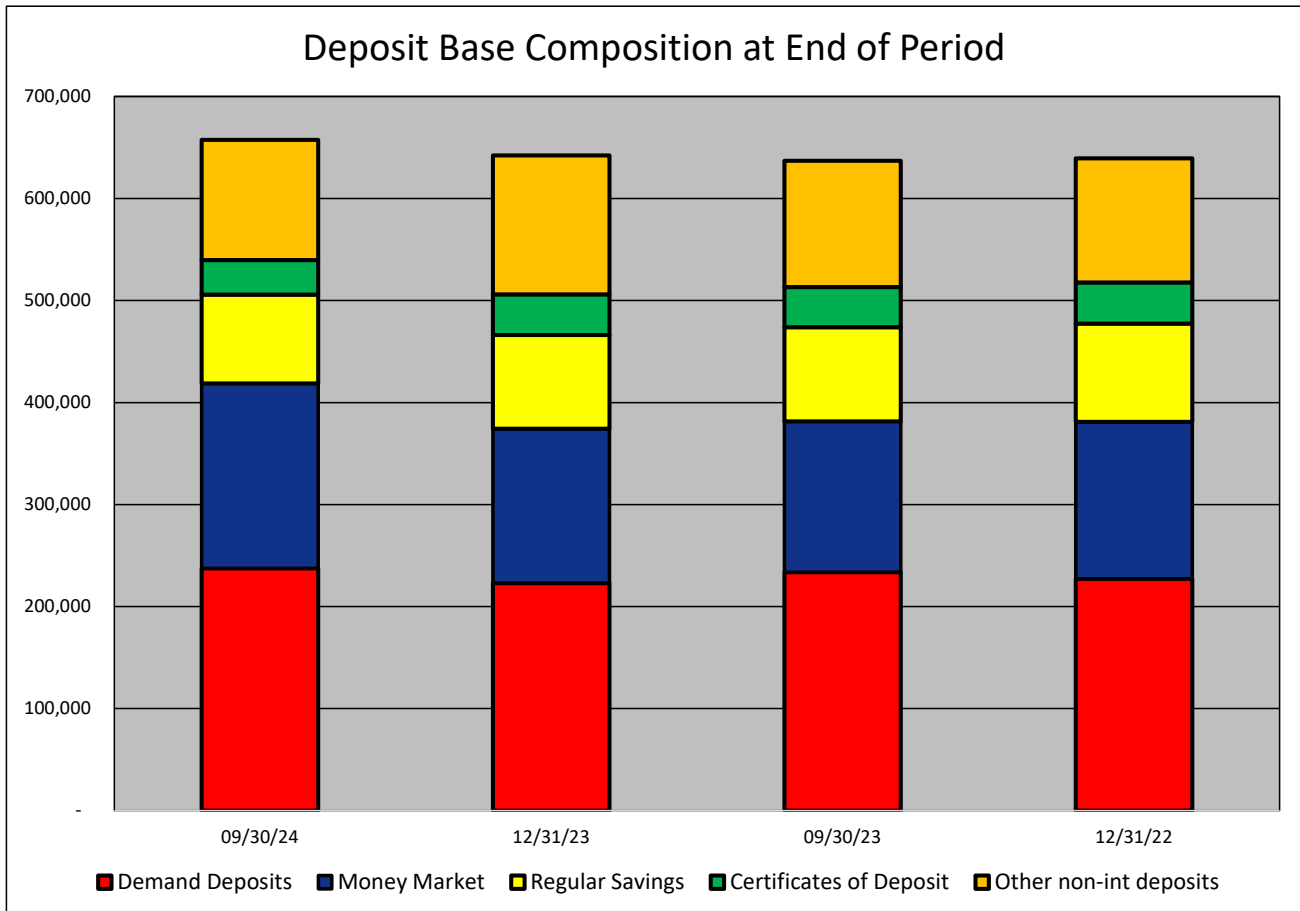
Total-90+ Days Past Due	200	210	1,301	442	(1,101)	(84.63)
Total-Nonaccrual	201	201	-	2,165	201	NA
Foreclosed Real Estate	-	-	-	-	-	NA
Total Non-perf Assets	401	411	1,301	2,607	(900)	(69.18)

**DEPOSIT BASE COMPOSITION - First Bank**  
(Dollars in Thousands)

As of:	09/30/24	12/31/23	09/30/23	12/31/22	\$ Change 12 MTHS	% Change 12 MTHS
--------	----------	----------	----------	----------	----------------------	---------------------

**DEPOSIT BASE CATEGORY:**

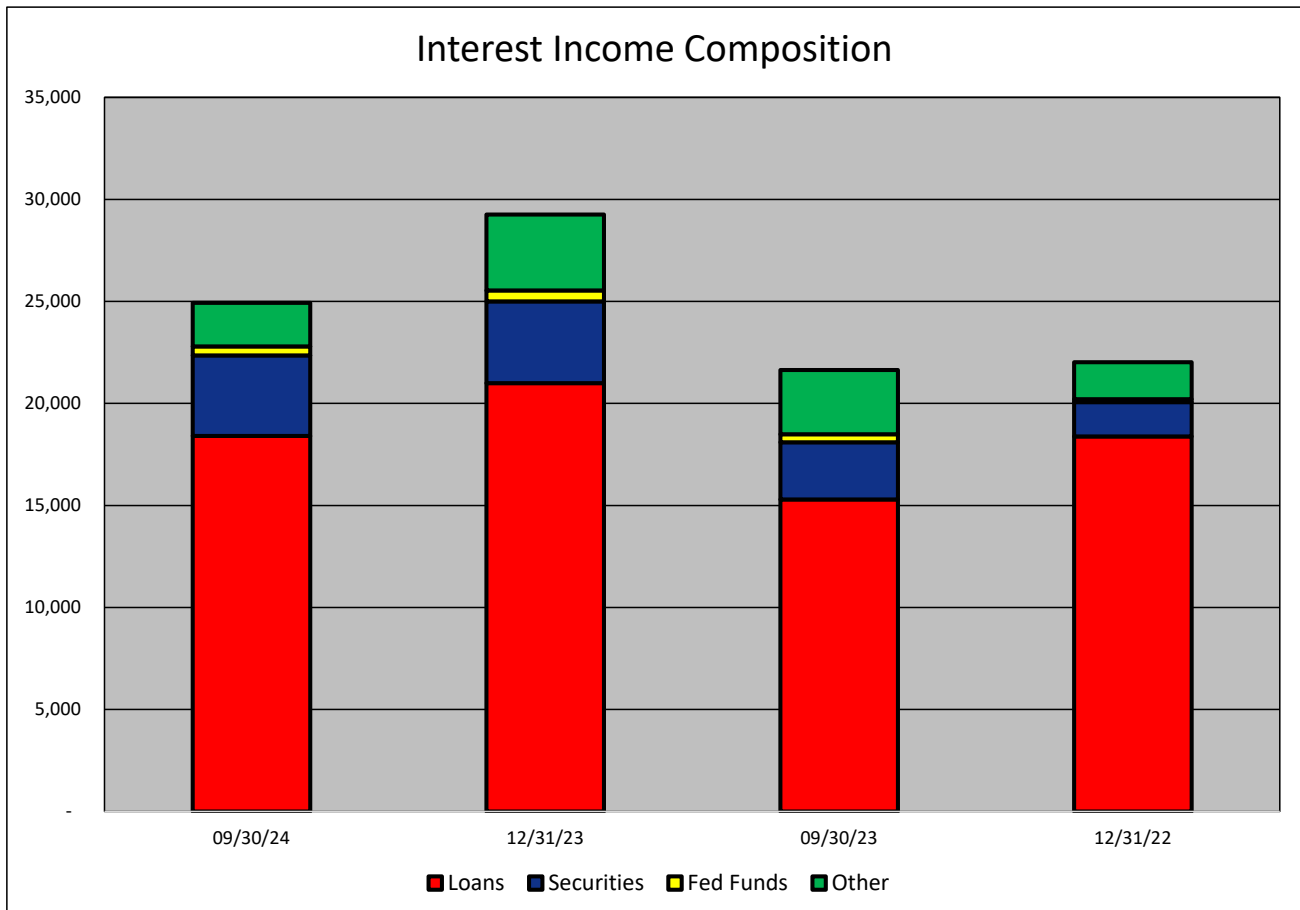
Demand Deposits	237,506	222,991	233,759	227,162	3,747	1.60
Money Market	181,166	151,469	147,657	153,865	33,509	22.69
Regular Savings	87,030	91,824	92,512	96,253	(5,482)	(5.93)
Certificates of Deposit	33,948	39,707	39,279	40,383	(5,331)	(13.57)
Other non-int deposits	117,705	136,302	123,711	121,727	(6,006)	(4.85)
<b>Total Deposits</b>	<b>657,355</b>	<b>642,293</b>	<b>636,918</b>	<b>639,390</b>	<b>20,437</b>	<b>3.21</b>





**INTEREST INCOME COMPOSITION- First Bank**  
(Dollars in Thousands)

As of:	09/30/24	12/31/23	09/30/23	12/31/22	\$ Change 12 MTHS	% Change 12 MTHS
<b>INTEREST INCOME CATEGORY</b>						
Loans	18,402	20,998	15,293	18,381	3,109	20.33
Securities	3,955	4,001	2,808	1,678	1,147	40.85
Fed Funds	436	541	394	153	42	10.66
Other	2,142	3,724	3,147	1,812	(1,005)	(31.94)
<b>Total Int Income</b>	<b>24,935</b>	<b>29,264</b>	<b>21,642</b>	<b>22,024</b>	<b>3,293</b>	<b>15.22</b>

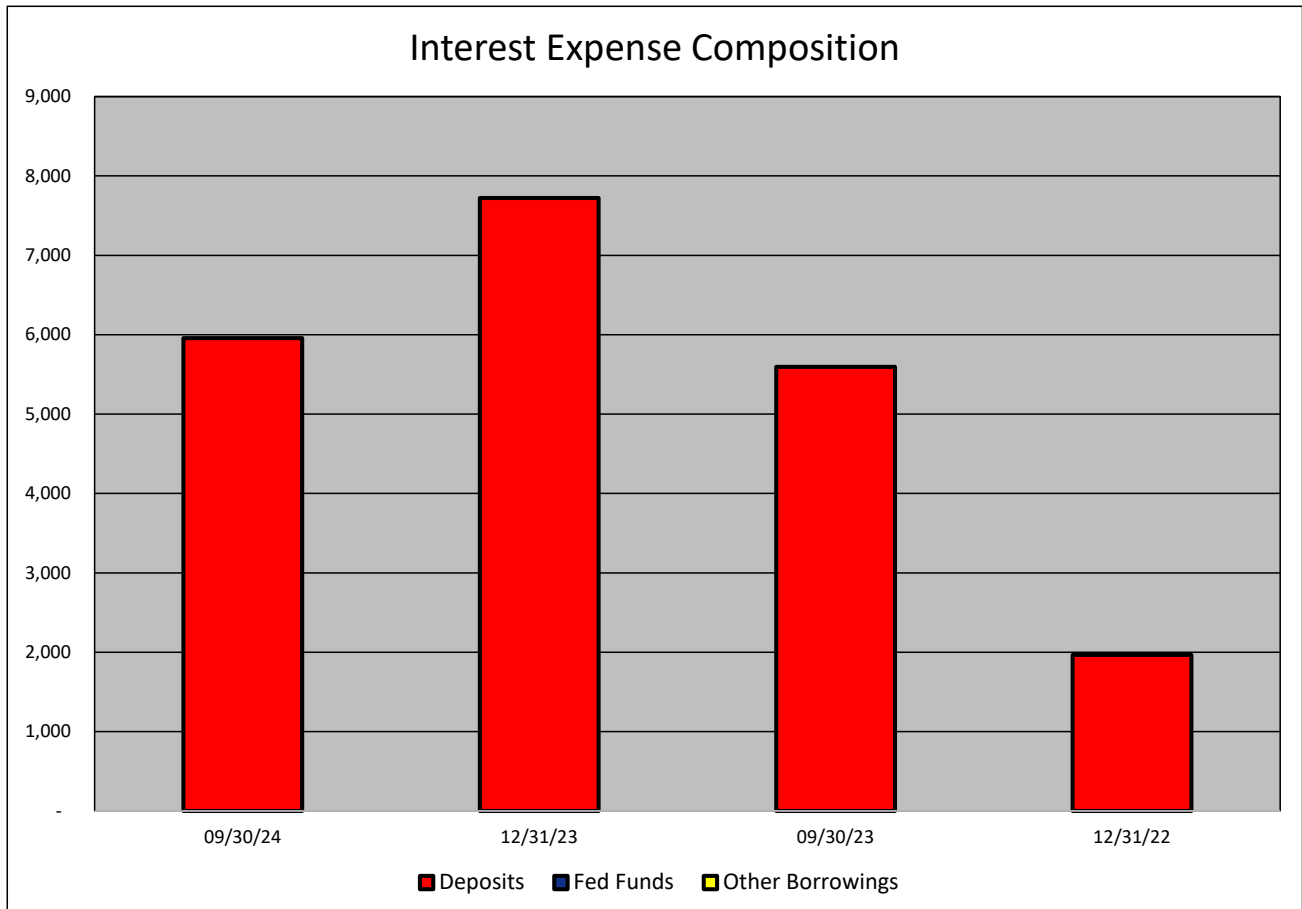


**INTEREST EXPENSE COMPOSITION- First Bank**  
(Dollars in Thousands)

As of:	09/30/24	12/31/23	09/30/23	12/31/22	\$ Change 12 MTHS	% Change 12 MTHS
--------	----------	----------	----------	----------	----------------------	---------------------

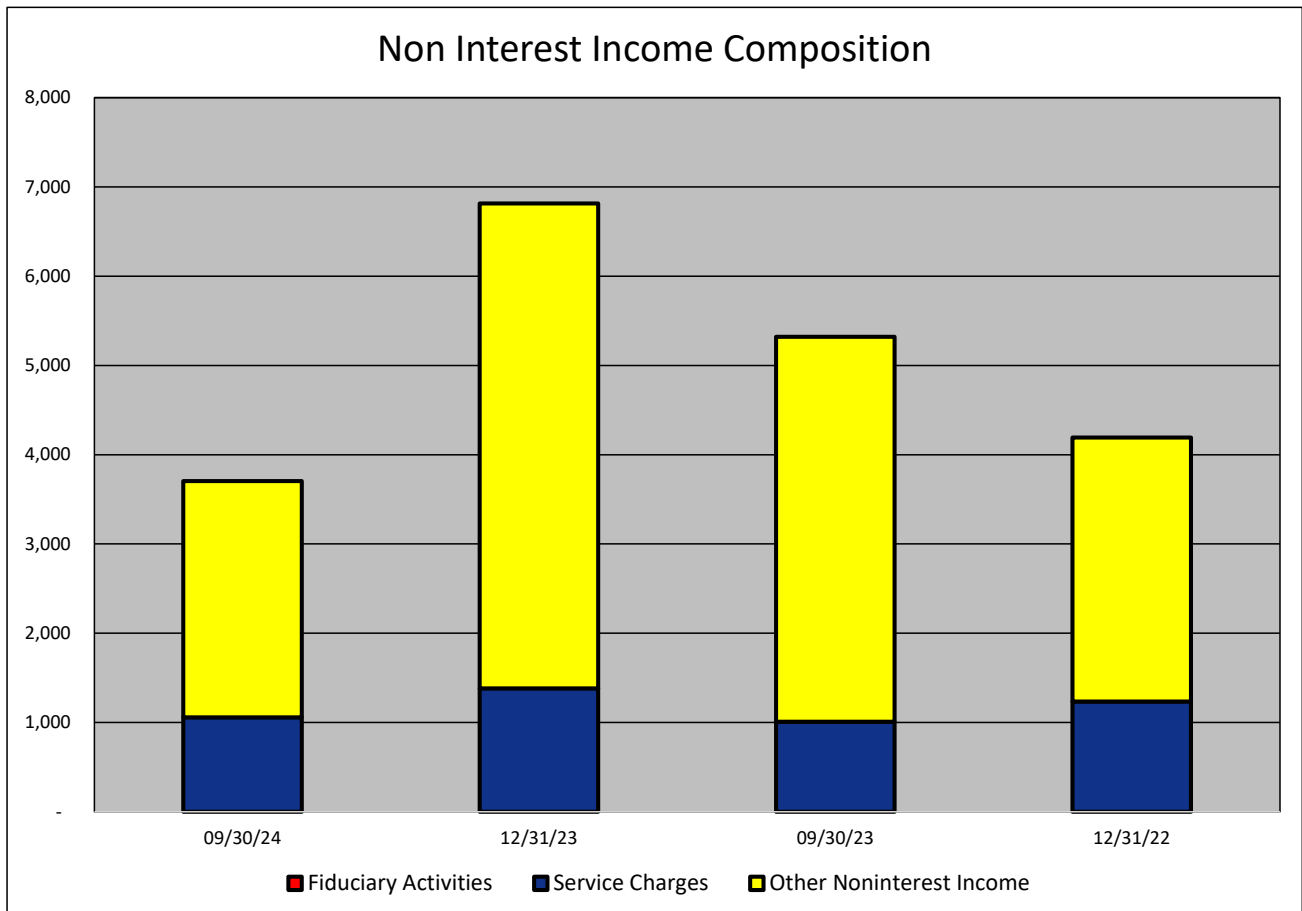
**INTEREST EXPENSE CATEGORY**

Deposits	5,956	7,721	5,594	1,965	362	6.47
Fed Funds	-	-	-	-	-	NA
Other Borrowings	-	-	-	-	-	NA
<b>Total Int Expense</b>	5,956	7,721	5,594	1,965	362	6.47



**NONINTEREST INCOME COMPOSITION- First Bank**  
(Dollars in Thousands)

As of:	09/30/24	12/31/23	09/30/23	12/31/22	\$ Change 12 MTHS	% Change 12 MTHS
<b>NONINTEREST INCOME CATEGORY</b>						
Fiduciary Activities	-	-	-	-	-	NA
Service Charges	1,058	1,383	1,010	1,234	48	4.75
Other Noninterest Income	2,647	5,430	4,312	2,959	(1,665)	(38.61)
<b>Total Nonint. Income</b>	<b>3,705</b>	<b>6,813</b>	<b>5,322</b>	<b>4,193</b>	<b>(1,617)</b>	<b>(30.38)</b>

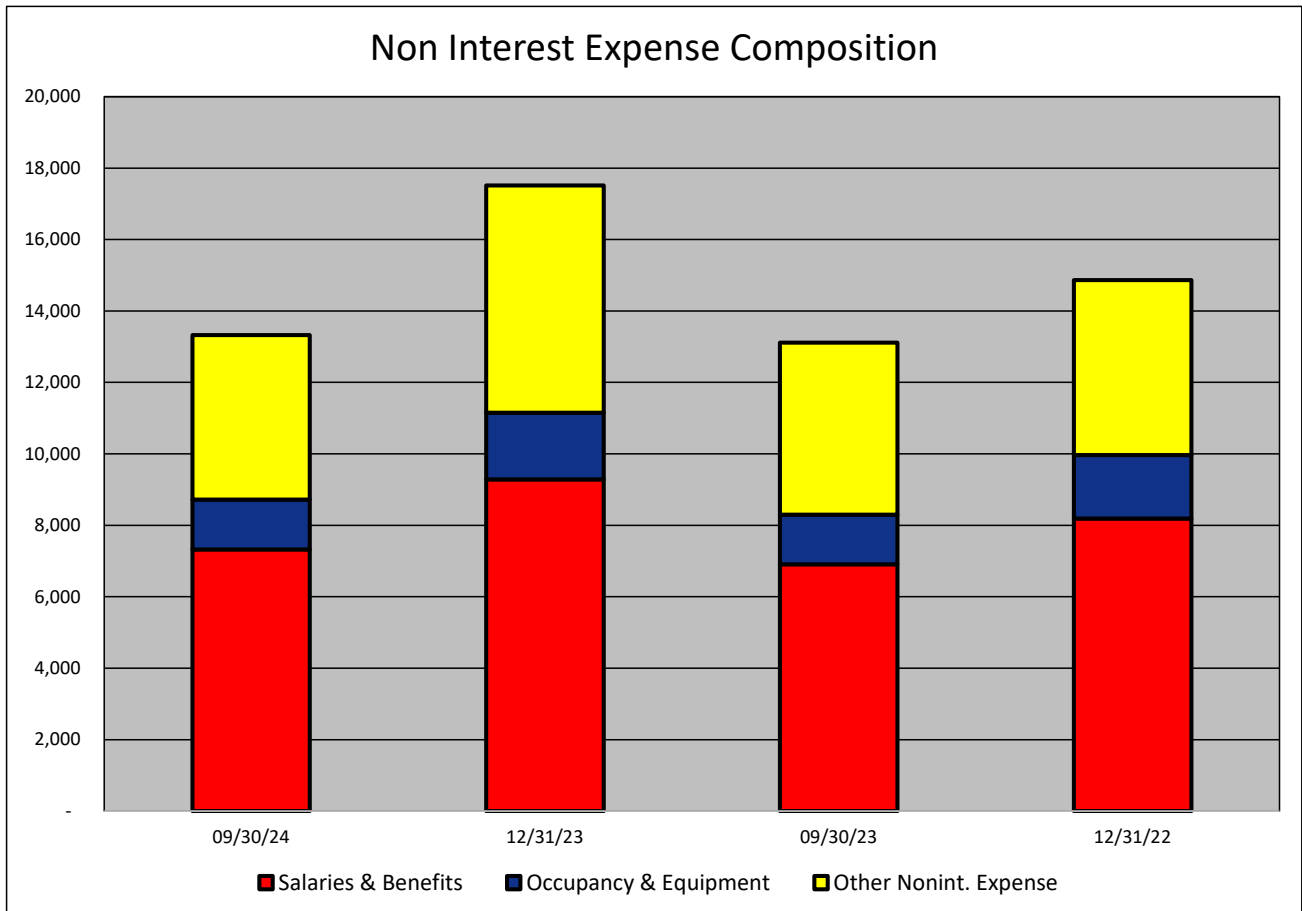


**NONINTEREST EXPENSE COMPOSITION- First Bank**  
(Dollars in Thousands)

As of:	09/30/24	12/31/23	09/30/23	12/31/22	\$ Change 12 MTHS	% Change 12 MTHS
--------	----------	----------	----------	----------	----------------------	---------------------

**NONINTEREST EXPENSE CATEGORY**

Salaries & Benefits	7,321	9,288	6,905	8,189	416	6.02
Occupancy & Equipment	1,397	1,861	1,395	1,775	2	0.14
Other Nonint. Expense	4,610	6,363	4,812	4,902	(202)	(4.20)
<b>Total Nonint. Expense</b>	<b>13,328</b>	<b>17,512</b>	<b>13,112</b>	<b>14,866</b>	<b>216</b>	<b>1.65</b>



**PEER GROUP COMPARISONS REPORT**  
**Central Florida Group**

BALANCE SHEET

Institution name	Total Assets \$000		% Change in Assets
	This Year	Last Year	
Sunrise Bank	577,407	475,513	<b>21.43</b>
First Colony Bank Of Florida	316,544	270,407	<b>17.06</b>
Cogent Bank	1,926,188	1,679,641	<b>14.68</b>
Winter Park National Bank	845,000	756,705	<b>11.67</b>
Surety Bank	205,765	188,254	<b>9.30</b>
Mainstreet Community Bank Of Florida	839,200	791,380	<b>6.04</b>
Citizens Bank And Trust	1,363,784	1,288,984	<b>5.80</b>
First National Bank Of Wauchula	90,799	85,989	<b>5.59</b>
Citizens First Bank	3,899,117	3,704,723	<b>5.25</b>
<b>First Bank</b>	<b>729,021</b>	<b>694,913</b>	<b>4.91</b>
Commerce Bank & Trust	172,375	167,161	<b>3.12</b>
Bank Of Central Florida	1,117,421	1,085,672	<b>2.92</b>
Southstate Bank, National Association	46,071,510	44,975,911	<b>2.44</b>
Heartland National Bank	723,390	714,025	<b>1.31</b>
Axiom Bank, National Association	815,136	824,400	<b>(1.12)</b>
Crews Bank & Trust	2,129,178	2,162,337	<b>(1.53)</b>
United Southern Bank	852,835	885,844	<b>(3.73)</b>
The First National Bank Of Mount Dora	358,220	383,020	<b>(6.47)</b>

<b>Select Peer Average</b>	<b>3,501,827</b>	<b>3,396,382</b>	<b>5.48</b>
----------------------------	------------------	------------------	-------------

**PEER GROUP COMPARISONS REPORT**  
**Central Florida Group**

BALANCE SHEET

Institution name	Total Loans \$000		% Change in Loans
	This Year	Last Year	
Sunrise Bank	451,435	373,357	<b>20.91</b>
Mainstreet Community Bank Of Florida	589,433	491,721	<b>19.87</b>
Winter Park National Bank	467,807	397,769	<b>17.61</b>
First Colony Bank Of Florida	198,059	169,168	<b>17.08</b>
Axiom Bank, National Association	597,914	519,588	<b>15.07</b>
Commerce Bank & Trust	127,846	112,482	<b>13.66</b>
Bank Of Central Florida	763,948	683,522	<b>11.77</b>
Cogent Bank	1,532,023	1,377,545	<b>11.21</b>
Citizens Bank And Trust	764,375	700,151	<b>9.17</b>
United Southern Bank	392,885	361,741	<b>8.61</b>
The First National Bank Of Mount Dora	117,757	109,865	<b>7.18</b>
Southstate Bank, National Association	33,835,236	32,044,116	<b>5.59</b>
Crews Bank & Trust	1,195,576	1,135,048	<b>5.33</b>
<b>First Bank</b>	<b>426,947</b>	<b>410,155</b>	<b>4.09</b>
Citizens First Bank	1,259,430	1,226,051	<b>2.72</b>
Heartland National Bank	154,873	152,710	<b>1.42</b>
Surety Bank	74,341	75,011	<b>(0.89)</b>
First National Bank Of Wauchula	66,300	68,628	<b>(3.39)</b>

<b>Select Peer Average</b>	<b>2,389,788</b>	<b>2,244,924</b>	<b>9.28</b>
----------------------------	------------------	------------------	-------------

**PEER GROUP COMPARISONS REPORT**  
*Central Florida Group*

**CAPITAL RATIOS**  
**For the nine months ended September 30, 2024**

Institution name	Equity/ Assets	Leverage Ratio	Tier 1 Risk- based Ratio	Risk based Capital Ratio	Common Equity Tier 1 Capital Ratio
Citizens First Bank	11.17	<b>12.93</b>	19.11	20.07	19.11
Surety Bank	9.82	<b>12.48</b>	24.45	25.53	24.45
The First National Bank Of Mount Dora	9.68	<b>11.82</b>	16.62	17.54	16.62
First National Bank Of Wauchula	10.20	<b>11.36</b>	0.00	0.00	0.00
Axiom Bank, National Association	11.38	<b>11.03</b>	13.41	14.63	13.41
Crews Bank & Trust	11.00	<b>10.88</b>	0.00	0.00	0.00
Southstate Bank, National Association	13.41	<b>10.59</b>	13.15	14.41	13.15
Heartland National Bank	8.94	<b>9.52</b>	27.83	28.92	27.83
Sunrise Bank	8.07	<b>9.31</b>	0.00	0.00	0.00
United Southern Bank	5.60	<b>9.19</b>	16.43	17.68	16.43
<b>First Bank</b>	<b>9.10</b>	<b>9.17</b>	<b>14.86</b>	<b>16.11</b>	<b>14.86</b>
Commerce Bank & Trust	6.54	<b>9.09</b>	11.75	13.01	11.75
Mainstreet Community Bank Of Florida	7.71	<b>8.86</b>	0.00	0.00	0.00
Cogent Bank	8.82	<b>8.68</b>	10.68	11.81	10.68
First Colony Bank Of Florida	7.87	<b>8.66</b>	11.91	13.16	11.91
Bank Of Central Florida	7.19	<b>8.26</b>	11.69	12.61	11.69
Citizens Bank And Trust	2.61	<b>7.44</b>	12.00	12.93	12.00
Winter Park National Bank	5.43	<b>6.62</b>	10.70	11.96	10.70

<b>Select Peer Average</b>	8.59	9.77	11.92	12.80	11.92
----------------------------	------	------	-------	-------	-------

**PEER GROUP COMPARISONS REPORT**  
*Central Florida Group*

**BALANCE SHEET RATIOS**  
For the nine months ended September 30, 2024

Institution name	Loans/ Deposits	Gross Loans/ Assets	Securities/ Assets
Southstate Bank, National Association	<b>89.63</b>	73.44	14.90
Sunrise Bank	<b>88.83</b>	78.18	14.57
Cogent Bank	<b>87.82</b>	79.54	16.97
First National Bank Of Wauchula	<b>85.37</b>	73.02	6.32
Axiom Bank, National Association	<b>83.83</b>	73.35	7.25
Commerce Bank & Trust	<b>81.81</b>	74.17	15.14
Mainstreet Community Bank Of Florida	<b>78.65</b>	70.24	22.09
Bank Of Central Florida	<b>74.38</b>	68.37	18.26
First Colony Bank Of Florida	<b>68.34</b>	62.57	17.27
<b>First Bank</b>	<b>64.95</b>	<b>58.56</b>	<b>25.58</b>
Winter Park National Bank	<b>63.60</b>	55.36	27.75
Crews Bank & Trust	<b>63.52</b>	56.15	28.82
Citizens Bank And Trust	<b>59.88</b>	56.05	40.28
United Southern Bank	<b>52.66</b>	46.07	40.28
Surety Bank	<b>40.31</b>	36.13	15.98
Citizens First Bank	<b>37.98</b>	32.30	62.56
The First National Bank Of Mount Dora	<b>36.86</b>	32.87	58.05
Heartland National Bank	<b>24.42</b>	21.41	50.82

<b>Select Peer Average</b>	<b>65.71</b>	<b>58.21</b>	<b>26.83</b>
----------------------------	--------------	--------------	--------------



**PEER GROUP COMPARISONS REPORT**  
*Central Florida Group*

**PROFITABILITY RATIOS**  
**For the nine months ended September 30, 2024**

Institution name	Avg Total Assets (\$000)	Return on Avg Assets	Return on Avg Equity
Surety Bank	203,893	<b>2.64</b>	27.98
Crews Bank & Trust	2,156,406	<b>1.68</b>	16.09
Heartland National Bank	721,974	<b>1.62</b>	20.15
First Colony Bank Of Florida	307,721	<b>1.58</b>	20.01
Cogent Bank	1,890,314	<b>1.36</b>	16.85
<b>First Bank</b>	<b>733,472</b>	<b>1.25</b>	<b>14.97</b>
Southstate Bank, National Association	46,156,319	<b>1.19</b>	9.30
Bank Of Central Florida	1,115,434	<b>1.10</b>	16.60
First National Bank Of Wauchula	90,014	<b>1.00</b>	10.41
Sunrise Bank	535,153	<b>0.97</b>	12.49
Winter Park National Bank	822,270	<b>0.95</b>	18.12
Citizens First Bank	3,899,649	<b>0.93</b>	9.25
The First National Bank Of Mount Dora	368,077	<b>0.90</b>	10.49
United Southern Bank	920,807	<b>0.77</b>	18.27
Commerce Bank & Trust	174,598	<b>0.64</b>	10.86
Mainstreet Community Bank Of Florida	812,929	<b>0.61</b>	8.45
Citizens Bank And Trust	1,421,567	<b>0.56</b>	39.26
Axiom Bank, National Association	843,751	<b>0.51</b>	4.78

<b>Select Peer Average</b>	<b>3,509,686</b>	<b>1.13</b>	<b>15.80</b>
----------------------------	------------------	-------------	--------------

**PEER GROUP COMPARISONS REPORT**  
*Central Florida Group*

**PROFITABILITY RATIOS**  
**For the nine months ended September 30, 2024**

Institution name	Noninterest Income/AA	Net Overhead Ratio	Efficiency Ratio	Assets (per million) per Employee
Heartland National Bank	0.25	1.13	<b>39.00</b>	13.40
Winter Park National Bank	0.06	1.02	<b>43.59</b>	27.26
First Colony Bank Of Florida	0.12	1.55	<b>49.58</b>	16.66
Citizens First Bank	0.59	1.01	<b>51.91</b>	9.70
Surety Bank	3.47	(0.06)	<b>55.20</b>	5.56
Bank Of Central Florida	0.24	1.77	<b>56.92</b>	10.44
Cogent Bank	0.77	1.94	<b>57.30</b>	8.16
Southstate Bank, National Association	0.70	1.48	<b>57.43</b>	8.96
<b>First Bank</b>	<b>0.67</b>	<b>1.75</b>	<b>58.40</b>	<b>6.88</b>
Crews Bank & Trust	0.81	1.78	<b>58.49</b>	5.88
Sunrise Bank	0.06	2.01	<b>65.81</b>	9.62
United Southern Bank	0.59	1.69	<b>68.51</b>	5.54
Mainstreet Community Bank Of Florida	0.36	1.95	<b>69.37</b>	8.07
The First National Bank Of Mount Dora	2.62	1.40	<b>76.61</b>	4.32
Commerce Bank & Trust	0.22	2.17	<b>77.40</b>	8.21
Citizens Bank And Trust	0.70	1.64	<b>78.48</b>	7.07
First National Bank Of Wauchula	0.82	3.24	<b>80.08</b>	4.13
Axiom Bank, National Association	1.14	3.42	<b>83.25</b>	5.66

<b>Select Peer Average</b>	0.79	1.72	62.63	9.19
----------------------------	------	------	-------	------

**PEER GROUP COMPARISONS REPORT**  
*Central Florida Group*

**ASSET QUALITY RATIOS**  
For the nine months ended September 30, 2024

Institution name	Allowance/ Loans	Nonperf Loans/ Total Loans	Nonperf Assets/ Total Assets	Adjusted Texas Ratio
Commerce Bank & Trust	1.40	0.00	<b>0.00</b>	0.00
Bank Of Central Florida	0.95	0.00	<b>0.00</b>	0.00
First Colony Bank Of Florida	1.55	0.00	<b>0.00</b>	0.00
Crews Bank & Trust	1.84	0.03	<b>0.02</b>	0.14
Citizens First Bank	1.69	0.18	<b>0.06</b>	0.48
<b>First Bank</b>	<b>1.71</b>	<b>0.09</b>	<b>0.06</b>	<b>0.27</b>
Heartland National Bank	1.59	0.33	<b>0.07</b>	0.76
The First National Bank Of Mount Dora	1.75	0.22	<b>0.07</b>	0.71
Surety Bank	1.49	0.46	<b>0.17</b>	1.60
United Southern Bank	2.39	0.44	<b>0.20</b>	3.02
Winter Park National Bank	1.67	0.57	<b>0.32</b>	4.99
Cogent Bank	1.11	0.49	<b>0.39</b>	4.05
Southstate Bank, National Association	1.38	0.56	<b>0.41</b>	3.35
Sunrise Bank	1.19	0.53	<b>0.42</b>	0.96
First National Bank Of Wauchula	1.52	0.83	<b>0.61</b>	5.38
Mainstreet Community Bank Of Florida	1.25	1.09	<b>0.77</b>	8.96
Citizens Bank And Trust	1.03	1.82	<b>1.02</b>	32.07
Axiom Bank, National Association	1.27	1.88	<b>1.43</b>	11.75

<b>Select Peer Average</b>	1.49	0.53	0.33	4.36
----------------------------	------	------	------	------

**PEER GROUP COMPARISONS REPORT**  
*Central Florida Group*

**STATEMENT OF CONDITION (% OF ASSETS)**  
**For the nine months ended September 30, 2024**

Institution name	Cash & Nointerest bearing Deps	Interest- bearing Bal	Fed Funds Sold & Repos	Held to Maturity Secs	Available for Sale Secs
Surety Bank	<b>24.38</b>	19.39	0.00	0.00	15.98
First National Bank Of Wauchula	<b>6.29</b>	10.22	0.00	0.00	6.32
<b>First Bank</b>	<b>2.28</b>	<b>8.63</b>	<b>1.42</b>	<b>0.00</b>	<b>25.58</b>
Mainstreet Community Bank Of Florida	<b>1.49</b>	1.72	0.08	0.00	22.09
Commerce Bank & Trust	<b>1.39</b>	6.74	0.00	0.00	15.14
Southstate Bank, National Association	<b>1.23</b>	1.40	0.01	5.00	9.91
First Colony Bank Of Florida	<b>1.13</b>	18.99	0.00	9.68	7.59
Axiom Bank, National Association	<b>1.02</b>	14.92	0.00	0.00	7.25
Heartland National Bank	<b>1.01</b>	24.44	0.00	0.00	50.82
Sunrise Bank	<b>1.00</b>	4.57	0.00	0.87	13.70
Crews Bank & Trust	<b>0.89</b>	13.17	0.00	21.15	7.67
Winter Park National Bank	<b>0.88</b>	14.73	0.00	17.58	10.16
United Southern Bank	<b>0.85</b>	8.02	0.00	1.03	39.25
Citizens First Bank	<b>0.73</b>	0.19	1.36	0.00	62.56
Bank Of Central Florida	<b>0.57</b>	9.76	0.00	0.00	18.26
The First National Bank Of Mount Dora	<b>0.51</b>	2.57	0.00	0.00	58.05
Citizens Bank And Trust	<b>0.25</b>	0.93	0.00	0.00	40.28
Cogent Bank	<b>0.11</b>	2.98	0.00	0.00	16.97

<b>Select Peer Average</b>	<b>2.56</b>	<b>9.08</b>	<b>0.16</b>	<b>3.07</b>	<b>23.75</b>
----------------------------	-------------	-------------	-------------	-------------	--------------

**PEER GROUP COMPARISONS REPORT**  
*Central Florida Group*

**STATEMENT OF CONDITION (% OF ASSETS)**  
**For the nine months ended September 30, 2024**

Institution name	Net Loans & Leases	Premises & Fixed Assets	Total Real Estate Owned	Intangible Assets
Cogent Bank	<b>78.57</b>	0.23	0.00	0.12
Sunrise Bank	<b>77.25</b>	1.54	0.00	0.00
Commerce Bank & Trust	<b>73.13</b>	0.13	0.00	0.00
Axiom Bank, National Association	<b>72.42</b>	1.46	0.01	0.13
First National Bank Of Wauchula	<b>71.90</b>	1.35	0.00	0.00
Southstate Bank, National Association	<b>71.80</b>	1.11	0.00	4.51
Mainstreet Community Bank Of Florida	<b>69.29</b>	2.16	0.00	0.01
Bank Of Central Florida	<b>67.72</b>	1.56	0.00	0.02
First Colony Bank Of Florida	<b>61.60</b>	0.38	0.00	0.00
<b>First Bank</b>	<b>57.56</b>	<b>1.98</b>	<b>0.00</b>	<b>0.00</b>
Citizens Bank And Trust	<b>55.47</b>	1.30	0.00	0.00
Crews Bank & Trust	<b>55.12</b>	1.28	0.00	0.00
Winter Park National Bank	<b>54.44</b>	0.33	0.00	0.00
United Southern Bank	<b>44.97</b>	1.20	0.00	0.00
Surety Bank	<b>35.59</b>	1.23	0.00	0.00
The First National Bank Of Mount Dora	<b>32.30</b>	1.20	0.00	0.00
Citizens First Bank	<b>31.50</b>	1.39	0.00	0.44
Heartland National Bank	<b>21.04</b>	0.55	0.00	0.00

<b>Select Peer Average</b>	<b>57.32</b>	<b>1.13</b>	<b>0.00</b>	<b>0.29</b>
----------------------------	--------------	-------------	-------------	-------------

**PEER GROUP COMPARISONS REPORT**  
*Central Florida Group*

**STATEMENT OF CONDITION (% OF TOTAL FUNDING SOURCES)**  
**For the nine months ended September 30, 2024**

Institution name	Non Interest Bearing Deps	Interest Bearing Deps	Total Deps	Total Fed Funds & Repos	Other Borrowed Money
Surety Bank	<b>47.25</b>	52.75	100.00	0.00	0.00
Crews Bank & Trust	<b>40.76</b>	59.15	99.91	0.09	0.00
Axiom Bank, National Association	<b>40.28</b>	59.72	100.00	0.00	0.00
The First National Bank Of Mount Dora	<b>38.06</b>	61.94	100.00	0.00	0.00
<b>First Bank</b>	<b>36.13</b>	<b>63.87</b>	<b>100.00</b>	<b>0.00</b>	<b>0.00</b>
First Colony Bank Of Florida	<b>36.11</b>	63.89	100.00	0.00	0.00
Citizens Bank And Trust	<b>33.74</b>	63.34	97.08	1.17	1.75
Bank Of Central Florida	<b>33.64</b>	66.36	100.00	0.00	0.00
Commerce Bank & Trust	<b>31.41</b>	66.32	97.74	2.26	0.00
Mainstreet Community Bank Of Florida	<b>31.36</b>	66.05	97.40	0.00	2.60
First National Bank Of Wauchula	<b>27.73</b>	69.76	97.49	0.00	2.51
Southstate Bank, National Association	<b>27.18</b>	70.64	97.82	1.39	0.78
United Southern Bank	<b>26.25</b>	67.47	93.72	0.00	6.28
Cogent Bank	<b>25.05</b>	74.95	100.00	0.00	0.00
Heartland National Bank	<b>24.30</b>	72.73	97.03	2.97	0.00
Sunrise Bank	<b>22.83</b>	73.94	96.76	0.00	3.24
Winter Park National Bank	<b>20.63</b>	71.94	92.56	1.14	6.29
Citizens First Bank	<b>16.73</b>	79.93	96.66	3.34	0.00

<b>Select Peer Average</b>	31.08	66.93	98.01	0.69	1.30
----------------------------	-------	-------	-------	------	------

**PEER GROUP COMPARISONS REPORT**  
*Central Florida Group*

**YIELDS, COSTS & SPREADS - ASSET YIELDS**  
For the nine months ended September 30, 2024

Institution name	Yield on Earning Assets	Cost of Funds	Net Interest Margin	Avg Earning Assets/AA
First National Bank Of Wauchula	6.43	2.73	<b>4.61</b>	92.17
Axiom Bank, National Association	6.72	3.84	<b>4.52</b>	95.93
Cogent Bank	6.75	4.11	<b>3.94</b>	99.20
<b>First Bank</b>	<b>4.81</b>	<b>1.91</b>	<b>3.66</b>	<b>94.27</b>
Crews Bank & Trust	4.88	2.38	<b>3.64</b>	98.34
Surety Bank	5.65	3.12	<b>3.51</b>	73.61
Heartland National Bank	4.94	2.21	<b>3.40</b>	96.94
Bank Of Central Florida	5.06	2.67	<b>3.39</b>	97.08
Southstate Bank, National Association	5.05	2.52	<b>3.37</b>	91.05
First Colony Bank Of Florida	5.12	2.23	<b>3.16</b>	99.06
Mainstreet Community Bank Of Florida	4.77	2.50	<b>3.16</b>	94.34
Sunrise Bank	5.82	3.89	<b>3.13</b>	98.17
Commerce Bank & Trust	5.09	3.21	<b>2.90</b>	97.27
United Southern Bank	3.97	1.48	<b>2.82</b>	96.36
Citizens First Bank	4.18	1.95	<b>2.48</b>	97.50
Winter Park National Bank	4.83	3.23	<b>2.46</b>	97.77
The First National Bank Of Mount Dora	3.75	2.32	<b>2.44</b>	97.89
Citizens Bank And Trust	3.92	2.55	<b>2.34</b>	96.76
<b>Select Peer Average</b>	<b>5.10</b>	<b>2.71</b>	<b>3.31</b>	<b>95.21</b>