

# Crews Bank & Trust

Wauchula, FL

Established

4/1/1929

## Florida Bank and Thrift Performance Report

### Table of Contents

<b>Title</b>	<b>Page</b>
PEER GROUP POSITION	1
EXECUTIVE SUMMARY	2
SELECTED FINANCIAL DATA	3
SECURITIES COMPOSITION	4
LOAN PORTFOLIO COMPOSITION	5
LOAN PORTFOLIO QUALITY	6
DEPOSIT BASE COMPOSITION	7
INTEREST INCOME COMPOSITION	8
INTEREST EXPENSE COMPOSITION	9
NONINTEREST INCOME COMPOSITION	10
NONINTEREST EXPENSE COMPOSITION	11
PEER GROUP COMPARISONS REPORT	12-22

---

#### FLORIDA BANKING TEAM

Ted Hacker, Steve Kania, Robert Brink, David Ajvazi, Erica Hines, Sacha Widmaier, Anthony Hagbartsen, Madeline Bogumil, Phillip Berdeguer, Andrew Joyce, Mai Tran, Meranda Joseph, Patricia Romero, Vanessa Hossler, Adam McCord, Allyson Wiitala, Jacob Ingram, Rachel Jean, Brendan Yosko, Martha Zubia, Stephanie Flores, Joshua Koelsch, Krishna Reddy, Jacob Frantzen, Sander Ocasio, Brian Katz, Nicholas Singh, Martin Gonzalez

Information contained herein was obtained from FIS is believed to be reliable however, accuracy is not guaranteed and all peer and state averages are simple averages.

**PEER GROUP POSITION**  
**For the**  
**Central Florida Group**

**For the nine months ended September 30, 2024**

Institution name	Total Assets (\$'000's)
Southstate Bank, National Association	46,071,510
Citizens First Bank	3,899,117
Crews Bank & Trust	2,129,178
Cogent Bank	1,926,188
Citizens Bank And Trust	1,363,784
Bank Of Central Florida	1,117,421
United Southern Bank	852,835
Winter Park National Bank	845,000
Mainstreet Community Bank Of Florida	839,200
Axiom Bank, National Association	815,136
First Bank	729,021
Heartland National Bank	723,390
Sunrise Bank	577,407
The First National Bank Of Mount Dora	358,220
First Colony Bank Of Florida	316,544
Surety Bank	205,765
Commerce Bank & Trust	172,375
First National Bank Of Wauchula	90,799

Institution name	Return on Avg Assets (%)
Surety Bank	2.64
Crews Bank & Trust	1.68
Heartland National Bank	1.62
First Colony Bank Of Florida	1.58
Cogent Bank	1.36
First Bank	1.25
Southstate Bank, National Association	1.19
Bank Of Central Florida	1.10
First National Bank Of Wauchula	1.00
Sunrise Bank	0.97
Winter Park National Bank	0.95
Citizens First Bank	0.93
The First National Bank Of Mount Dora	0.90
United Southern Bank	0.77
Commerce Bank & Trust	0.64
Mainstreet Community Bank Of Florida	0.61
Citizens Bank And Trust	0.56
Axiom Bank, National Association	0.51

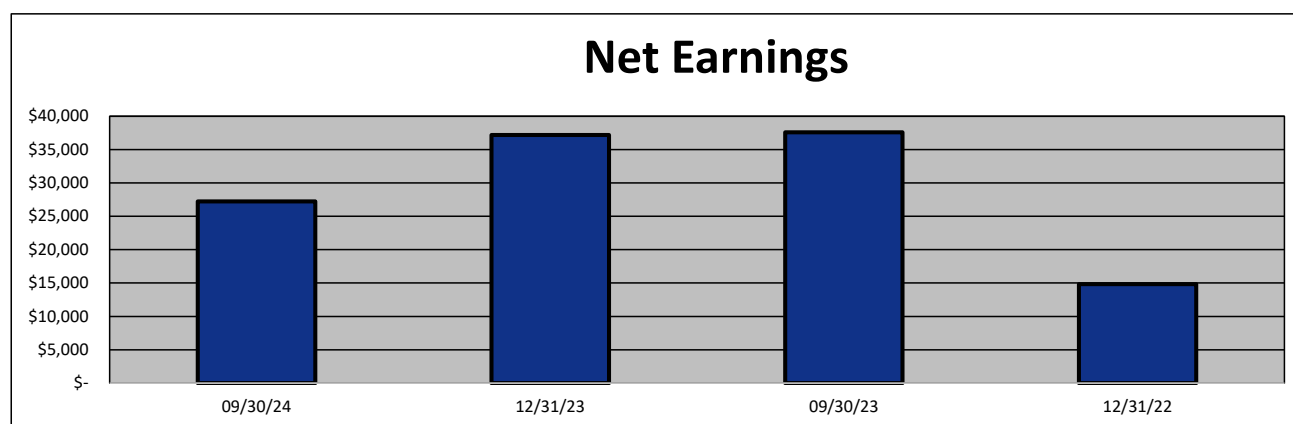
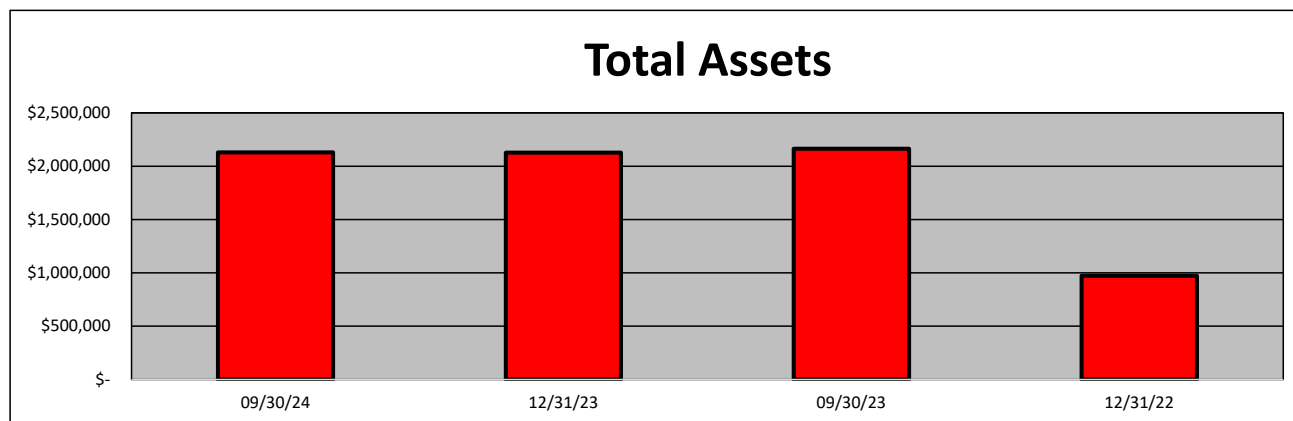
**EXECUTIVE SUMMARY - Crews Bank & Trust**  
(Percentage)

Period Ending	09/30/24	12/31/23	09/30/23	12/31/22	State Avg.	Peer Avg.
<b>CAPITAL RATIOS</b>						
Equity/Assets	11.00	10.13	10.18	9.30	9.87	8.59
Leverage Ratio	10.88	10.04	10.40	9.63	10.70	9.77
Tier 1 Cap/Risk Based Assets	0.00	18.00	0.00	0.00	12.49	11.92
Risk Based Ratio	0.00	19.25	0.00	0.00	13.34	12.80
Common Equity Tier 1 Capital Ratio	NA	18.00	0.00	0.00	12.45	11.92
<b>BALANCE SHEET RATIOS:</b>						
Loan/Deposit Ratio	63.52	60.90	58.80	63.95	75.65	65.71
Loans/Assets	56.15	54.34	52.49	56.56	63.44	58.21
Securities/Assets	28.82	30.35	30.26	26.01	20.01	26.83
<b>PROFITABILITY:</b>						
Return on Avg Assets	1.68	2.40	3.71	1.53	0.75	1.13
Return on Avg Equity	16.09	25.74	39.55	15.99	10.06	15.80
Nonint Income/Avg Assets	0.81	1.09	1.23	0.50	0.79	0.79
Net Overhead Ratio	1.78	2.44	2.74	1.47	2.14	1.72
Efficiency Ratio	58.49	52.60	50.68	50.40	72.20	62.63
Assets (per million) per Employee	5.88	5.85	5.91	4.21	10.50	9.19
<b>ASSET QUALITY:</b>						
Allowance/Loans	1.84	1.69	1.76	2.00	1.29	1.49
Nonperforming Loans/Total Loans	0.03	0.08	0.08	0.80	0.55	0.53
Nonperforming Assets/Total Assets	0.02	0.05	0.04	0.45	0.37	0.33
Adjusted Texas Ratio	0.14	0.41	0.37	4.31	3.62	4.36
<b>YIELDS &amp; COSTS:</b>						
Yield on earning assets	4.88	6.49	7.42	3.48	5.49	5.10
Cost of funds	2.38	1.63	1.52	0.14	3.09	2.71
Net interest margin	3.64	5.65	6.62	3.40	2.88	3.31
Avg Earning Assets/Avg Assets	98.34	98.70	98.76	98.45	96.03	95.21

**SELECTED FINANCIAL DATA - Crews Bank & Trust**  
(Dollars in Thousands)

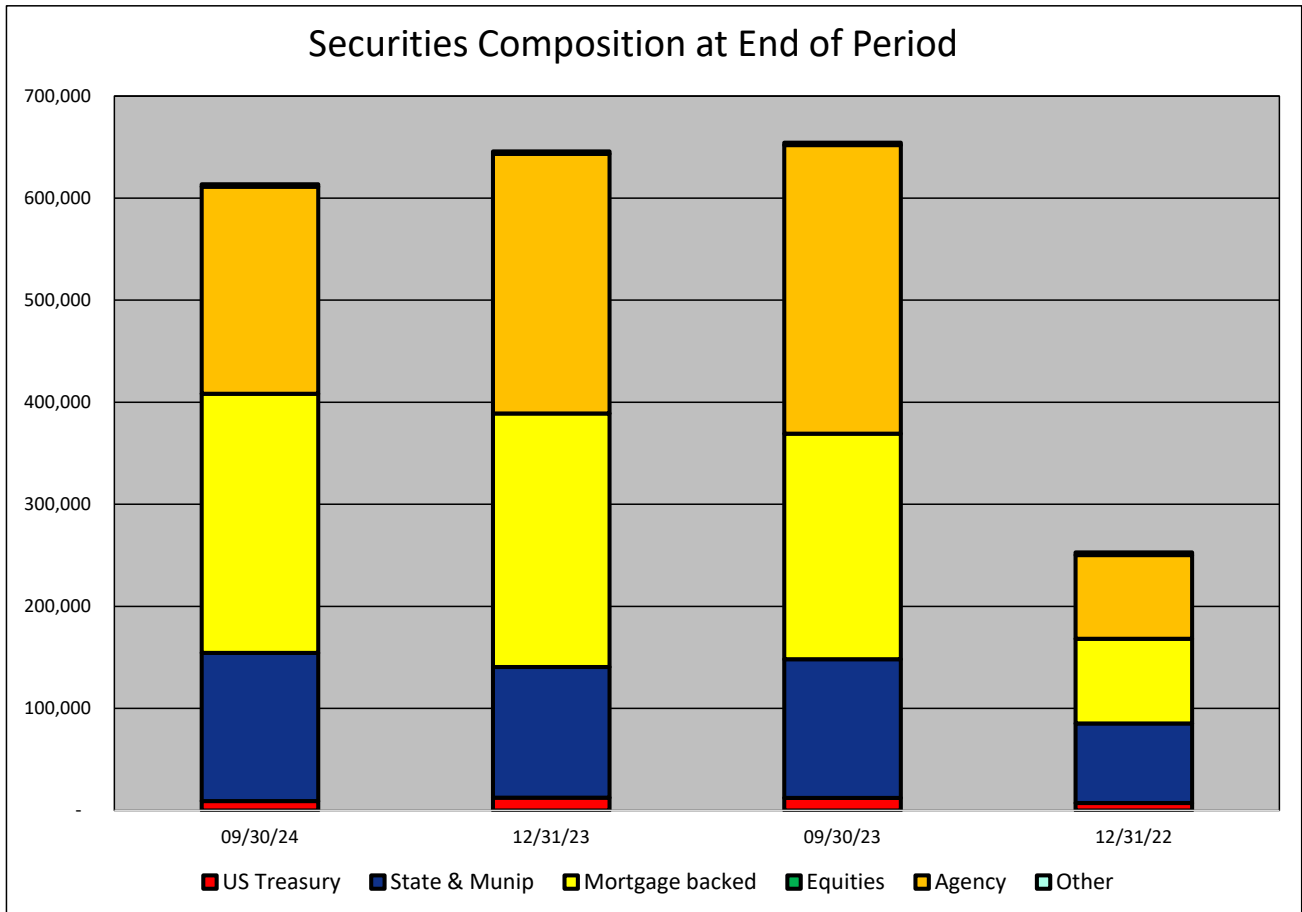
<b>As of:</b>	<b>09/30/24</b>	<b>12/31/23</b>	<b>09/30/23</b>	<b>12/31/22</b>	<b>\$ Change 12 MTHS</b>	<b>% Change 12 MTHS</b>
Total Assets	2,129,178	2,127,636	2,162,337	972,344	(33,159)	(1.53)
Cash and Equivalents	299,427	304,824	353,527	167,057	(54,100)	(15.30)
Securities	613,597	645,801	654,264	252,888	(40,667)	(6.22)
Loans, net	1,195,576	1,156,223	1,135,048	549,915	60,528	5.33
Deposit Accounts	1,882,090	1,898,696	1,930,222	859,855	(48,132)	(2.49)
Fed Funds & Repos	1,684	3,641	2,449	10,150	(765)	(31.24)
Total Equity	234,181	215,555	220,125	90,430	14,056	6.39

<b>Period Ending</b>	<b>09/30/24</b>	<b>12/31/23</b>	<b>09/30/23</b>	<b>12/31/22</b>	<b>\$ Change 12 MTHS</b>	<b>% Change 12 MTHS</b>
Net Earnings	27,230	37,200	37,596	14,839	(10,366)	(27.57)
Interest Income	77,653	99,309	74,277	33,174	3,376	4.55
Interest Expense	19,820	12,911	8,015	775	11,805	147.29
Net Interest Income	57,833	86,398	66,262	32,399	(8,429)	(12.72)
Prov for Credit Losses	2,151	1,448	837	1,200	1,314	156.99
Noninterest income	13,059	16,941	12,455	4,846	604	4.85
Gain on Sale of Securities	(2)	(9,834)	-	(2,164)	(2)	NA
Noninterest Expense	41,861	54,809	40,225	19,042	1,636	4.07
Net Operating Income	26,880	47,082	37,655	17,003	(10,775)	(28.62)
Income Taxes	-	-	-	-	-	NA



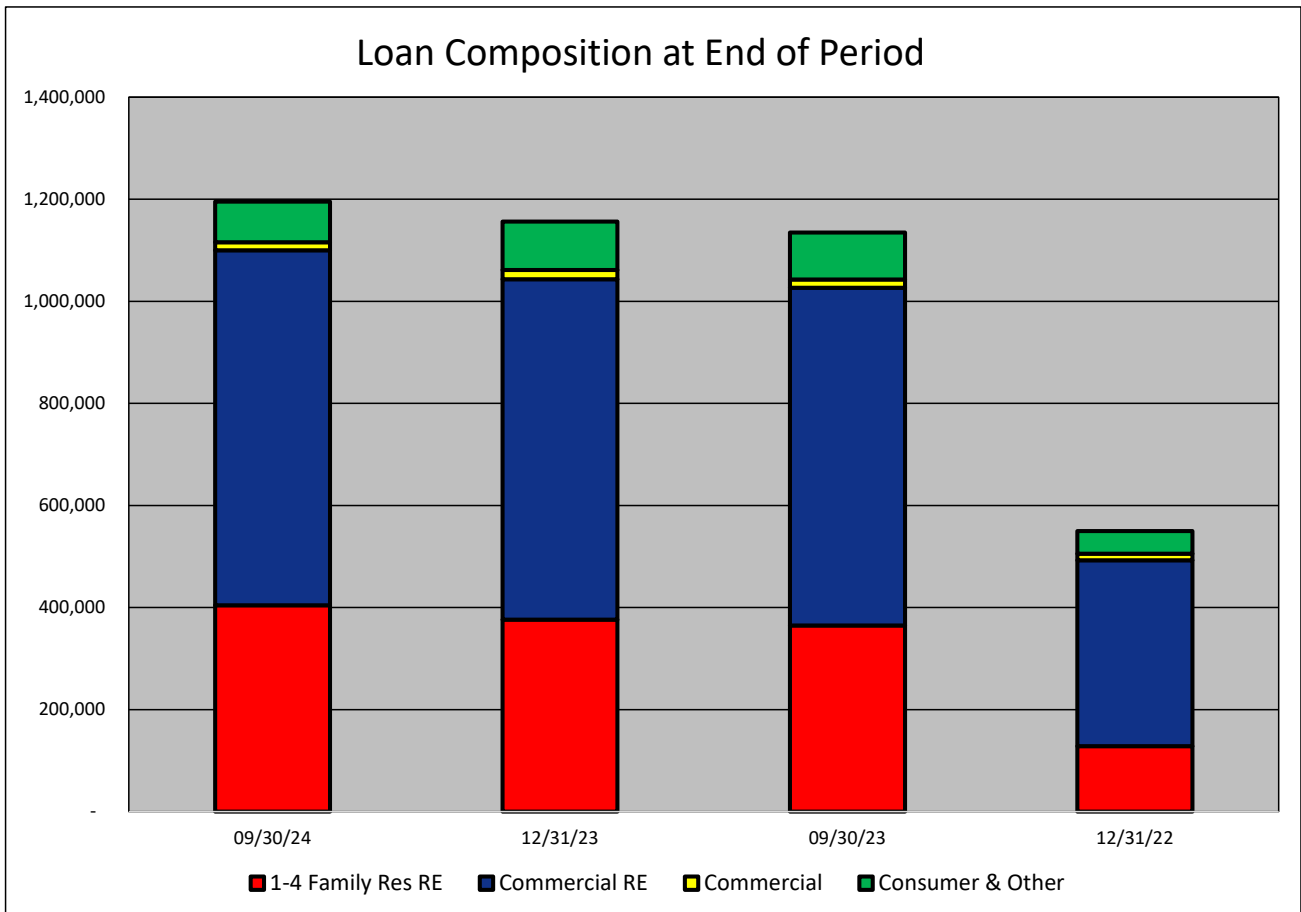
**SECURITIES COMPOSITION - Crews Bank & Trust**  
(Dollars in Thousands)

As of:	09/30/24	12/31/23	09/30/23	12/31/22	\$ Change 12 MTHS	% Change 12 MTHS
<b>SECURITIES CATEGORY:</b>						
US Treasury	9,221	12,473	12,426	7,350	(3,205)	(25.79)
State & Munip	145,083	128,176	135,673	78,032	9,410	6.94
Mortgage backed	253,987	248,440	221,197	82,941	32,790	14.82
Equities	-	-	-	-	-	NA
Agency	203,033	254,303	282,567	81,996	(79,534)	(28.15)
Other	2,273	2,409	2,401	2,569	(128)	(5.33)
<b>Total Securities</b>	<b>613,597</b>	<b>645,801</b>	<b>654,264</b>	<b>252,888</b>	<b>(40,667)</b>	<b>(6.22)</b>



**LOAN PORTFOLIO COMPOSITION - Crews Bank & Trust**  
(Dollars in Thousands)

As of:	09/30/24	12/31/23	09/30/23	12/31/22	\$ Change 12 MTHS	% Change 12 MTHS
<b>LOAN CATEGORY:</b>						
1-4 Family Res RE	404,553	376,280	364,759	128,441	39,794	10.91
Commercial RE	695,668	666,863	661,794	364,246	33,874	5.12
Commercial	15,664	18,268	16,257	12,623	(593)	(3.65)
Consumer & Other	79,691	94,812	92,238	44,605	(12,547)	(13.60)
<b>Loans, Net</b>	<b>1,195,576</b>	<b>1,156,223</b>	<b>1,135,048</b>	<b>549,915</b>	<b>60,528</b>	<b>5.33</b>



**LOAN PORTFOLIO QUALITY - Crews Bank & Trust**  
(Dollars in Thousands)

As of:	09/30/24	12/31/23	09/30/23	12/31/22	\$ Change 12 MTHS	% Change 12 MTHS
--------	----------	----------	----------	----------	----------------------	---------------------

**ALLOWANCE FOR CREDIT LOSSES (LOANS):**

Beginning Balance	19,508	11,008	11,008	9,633	8,500	77.22
Total Recoveries	632	162	121	360	511	422.31
Total Charge-offs	259	961	808	185	(549)	(67.95)
Provision Expense	2,151	1,448	837	1,200	1,314	156.99
Writedown Transfer Loans HFS	-	-	-	-	-	NA
Adjustments	-	7,851	8,848	-	(8,848)	(100.00)
Ending Balance	<u>22,032</u>	<u>19,508</u>	<u>20,006</u>	<u>11,008</u>	<u>2,026</u>	<u>10.13</u>

**NON-PERFORMING ASSETS:**

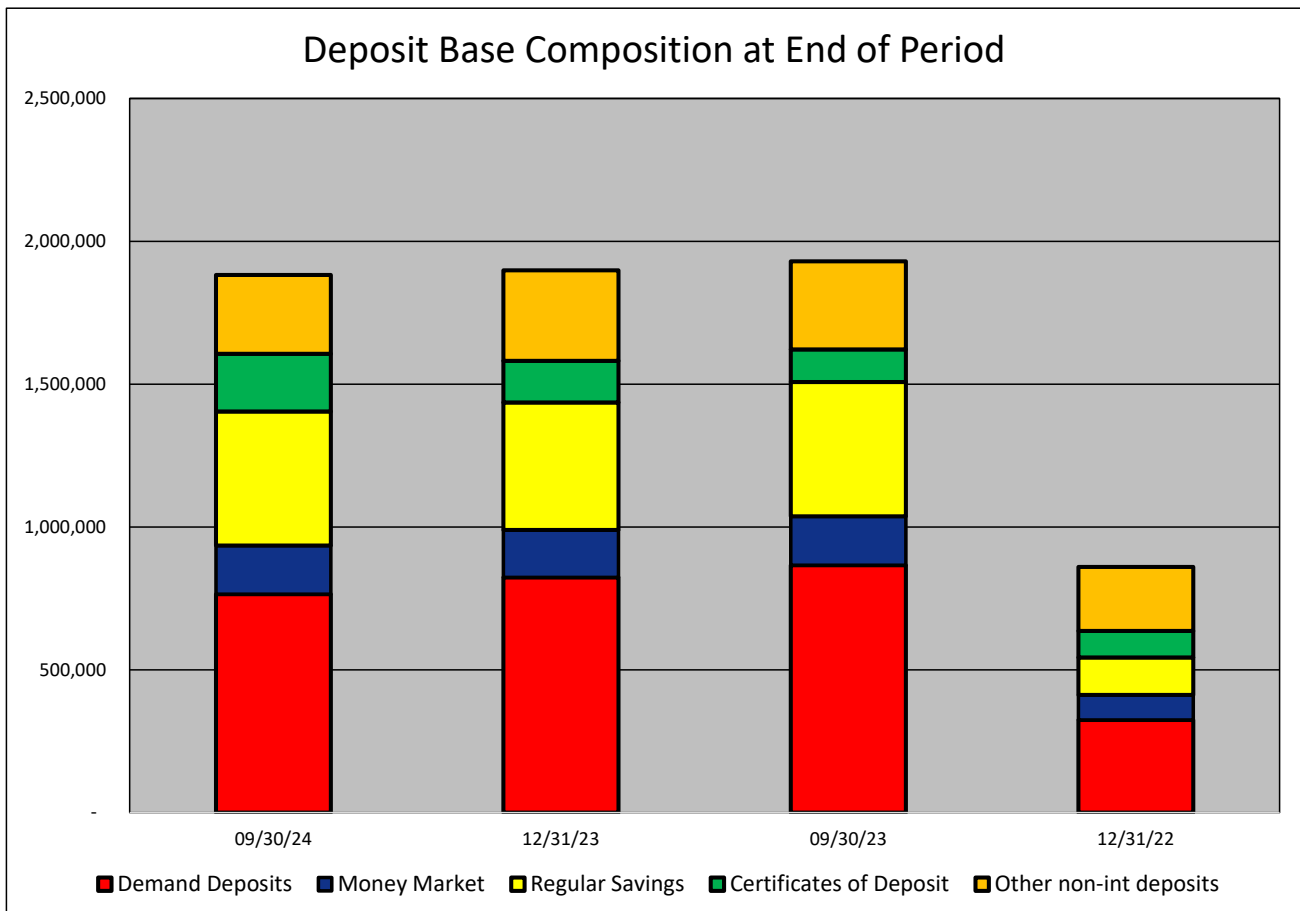
Total-90+ Days Past Due	128	133	42	16	86	204.76
Total-Nonaccrual	228	832	835	4,358	(607)	(72.69)
Foreclosed Real Estate	-	-	-	-	-	NA
Total Non-perf Assets	<u>356</u>	<u>965</u>	<u>877</u>	<u>4,374</u>	<u>(521)</u>	<u>(59.41)</u>

**DEPOSIT BASE COMPOSITION - Crews Bank & Trust**  
(Dollars in Thousands)

As of:	09/30/24	12/31/23	09/30/23	12/31/22	\$ Change 12 MTHS	% Change 12 MTHS
--------	----------	----------	----------	----------	----------------------	---------------------

**DEPOSIT BASE CATEGORY:**

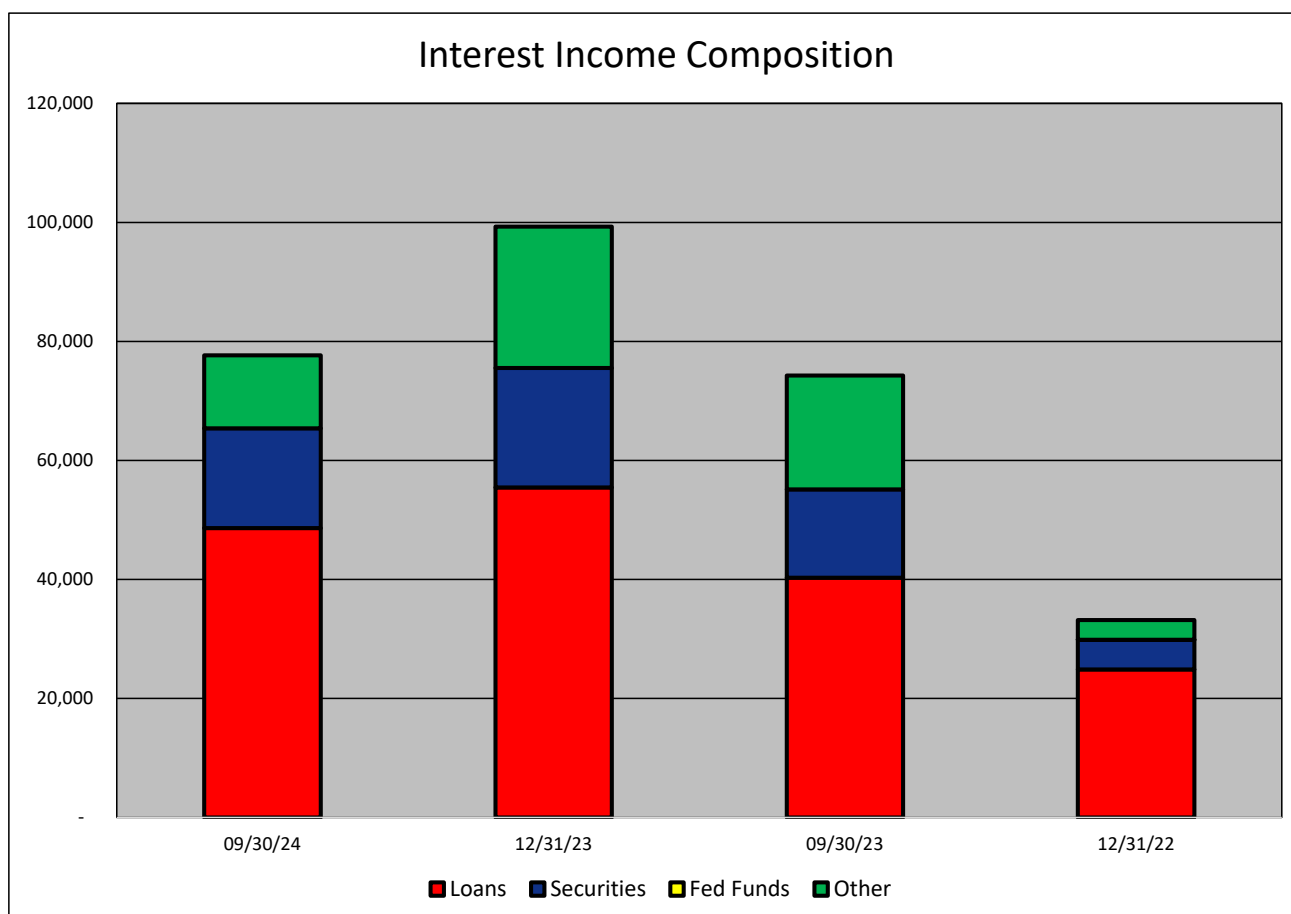
Demand Deposits	764,256	823,071	866,143	324,248	(101,887)	(11.76)
Money Market	170,570	166,758	171,193	87,353	(623)	(0.36)
Regular Savings	469,412	445,935	469,750	131,170	(338)	(0.07)
Certificates of Deposit	202,258	145,466	114,495	93,527	87,763	76.65
Other non-int deposits	275,594	317,466	308,641	223,557	(33,047)	(10.71)
<b>Total Deposits</b>	<b>1,882,090</b>	<b>1,898,696</b>	<b>1,930,222</b>	<b>859,855</b>	<b>(48,132)</b>	<b>(2.49)</b>





**INTEREST INCOME COMPOSITION- Crews Bank & Trust**  
(Dollars in Thousands)

As of:	09/30/24	12/31/23	09/30/23	12/31/22	\$ Change 12 MTHS	% Change 12 MTHS
<b>INTEREST INCOME CATEGORY</b>						
Loans	48,649	55,467	40,306	24,877	8,343	20.70
Securities	16,735	20,069	14,834	4,997	1,901	12.82
Fed Funds	-	-	-	1	-	NA
Other	12,269	23,773	19,137	3,299	(6,868)	(35.89)
<b>Total Int Income</b>	<b>77,653</b>	<b>99,309</b>	<b>74,277</b>	<b>33,174</b>	<b>3,376</b>	<b>4.55</b>

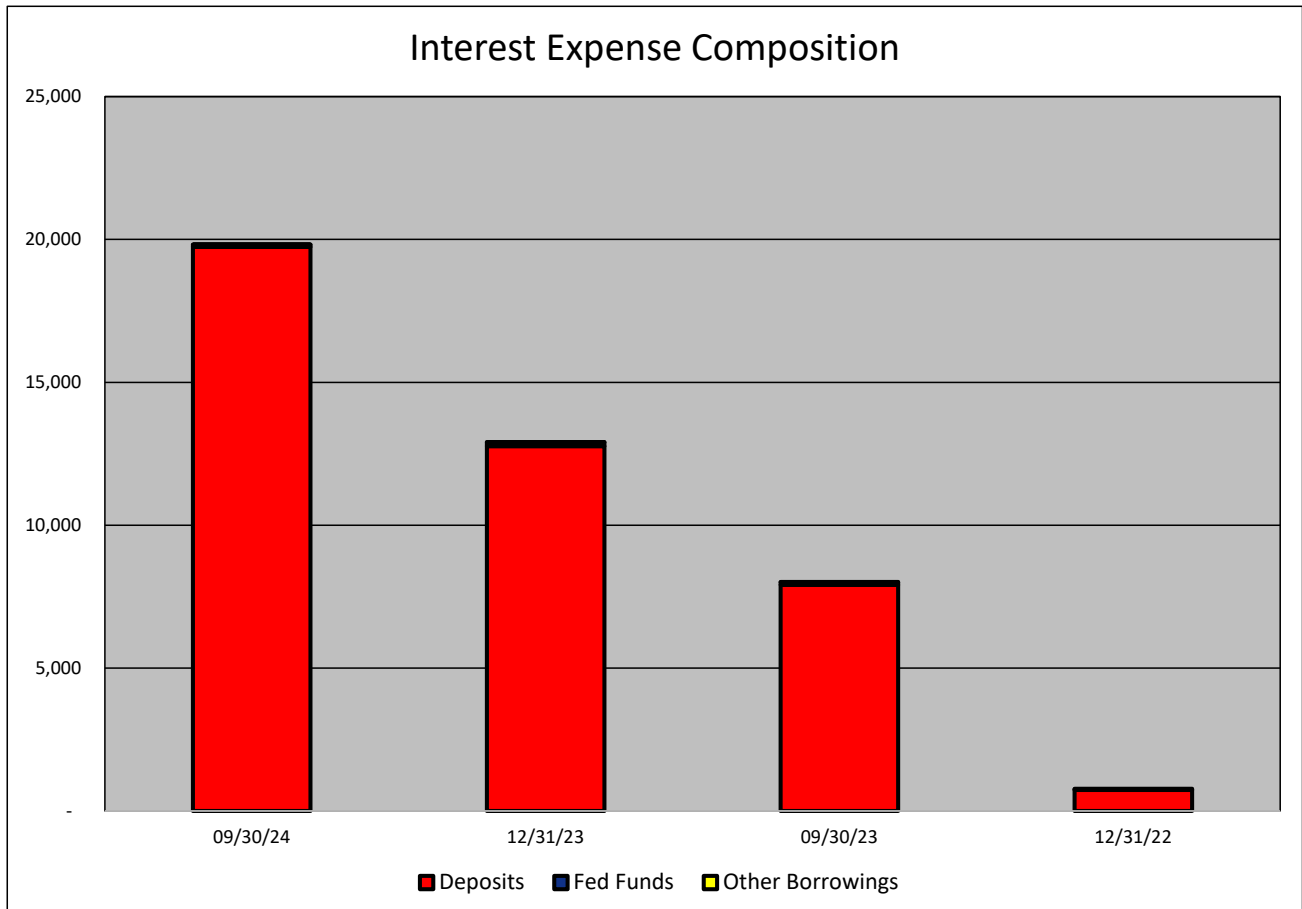


**INTEREST EXPENSE COMPOSITION- Crews Bank & Trust**  
(Dollars in Thousands)

As of:	09/30/24	12/31/23	09/30/23	12/31/22	\$ Change 12 MTHS	% Change 12 MTHS
--------	----------	----------	----------	----------	----------------------	---------------------

**INTEREST EXPENSE CATEGORY**

Deposits	19,736	12,769	7,910	733	11,826	149.51
Fed Funds	82	136	100	31	(18)	(18.00)
Other Borrowings	2	6	5	11	(3)	(60.00)
<b>Total Int Expense</b>	<b>19,820</b>	<b>12,911</b>	<b>8,015</b>	<b>775</b>	<b>11,805</b>	<b>147.29</b>

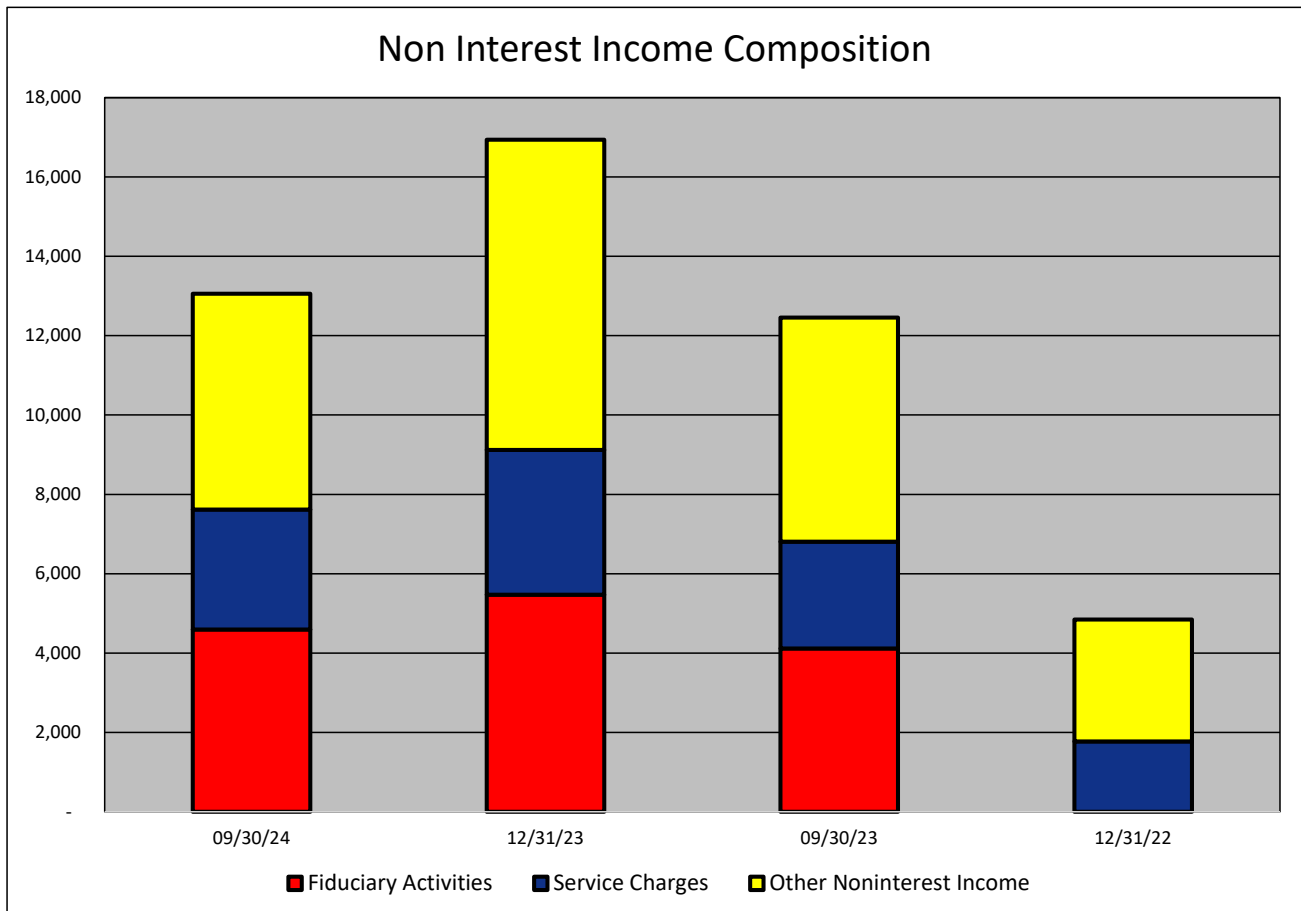


**NONINTEREST INCOME COMPOSITION- Crews Bank & Trust**  
(Dollars in Thousands)

As of:	09/30/24	12/31/23	09/30/23	12/31/22	\$ Change 12 MTHS	% Change 12 MTHS
--------	----------	----------	----------	----------	----------------------	---------------------

**NONINTEREST INCOME CATEGORY**

Fiduciary Activities	4,595	5,469	4,117	-	478	11.61
Service Charges	3,025	3,652	2,693	1,770	332	12.33
Other Noninterest Income	5,439	7,820	5,645	3,076	(206)	(3.65)
<b>Total Nonint. Income</b>	<b>13,059</b>	<b>16,941</b>	<b>12,455</b>	<b>4,846</b>	<b>604</b>	<b>4.85</b>

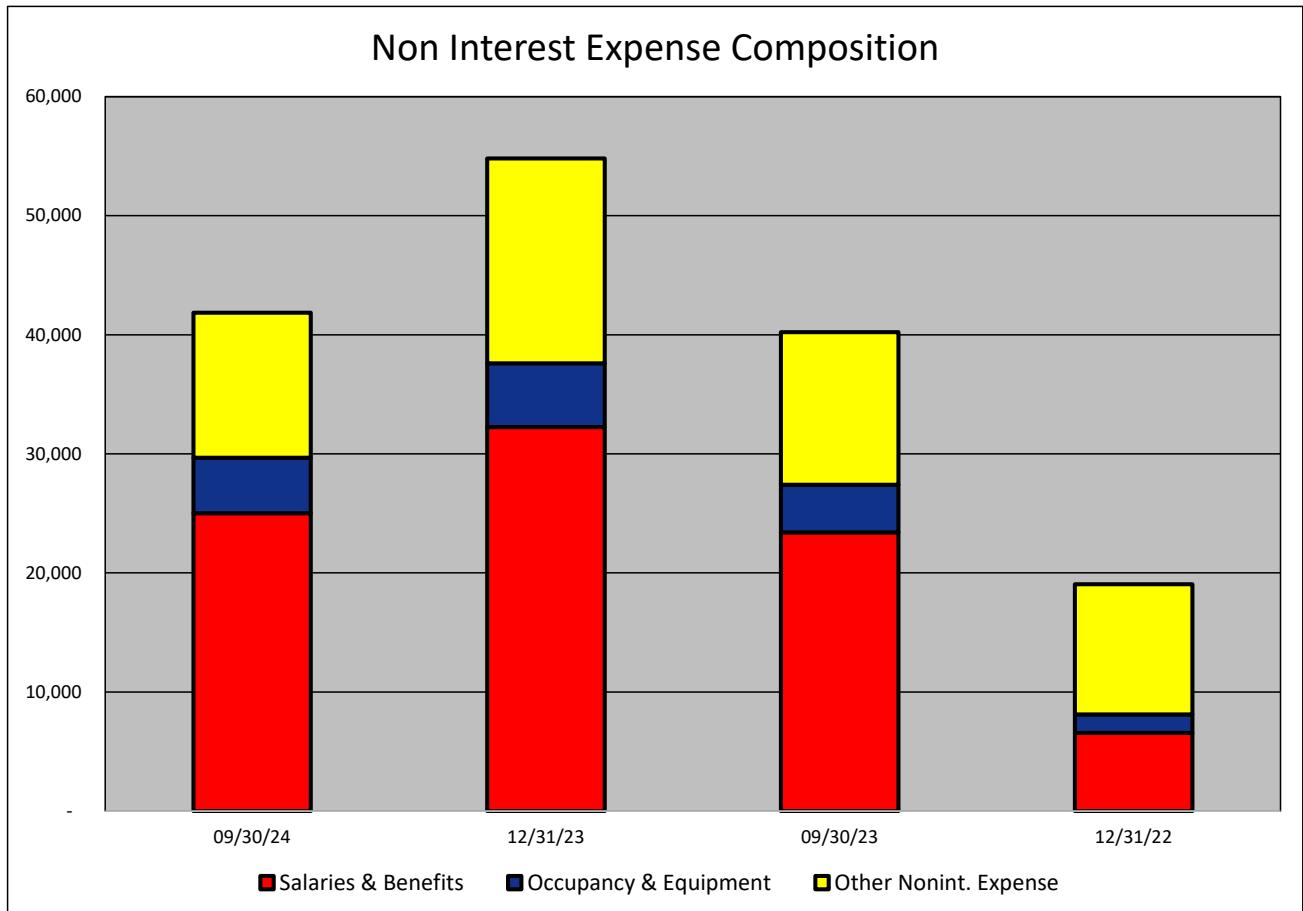


**NONINTEREST EXPENSE COMPOSITION- Crews Bank & Trust**  
(Dollars in Thousands)

As of:	09/30/24	12/31/23	09/30/23	12/31/22	\$ Change 12 MTHS	% Change 12 MTHS
--------	----------	----------	----------	----------	----------------------	---------------------

**NONINTEREST EXPENSE CATEGORY**

Salaries & Benefits	25,010	32,258	23,396	6,558	1614	6.90
Occupancy & Equipment	4,669	5,349	4,005	1,553	664	16.58
Other Nonint. Expense	12,182	17,202	12,824	10,931	(642)	(5.01)
<b>Total Nonint. Expense</b>	<b>41,861</b>	<b>54,809</b>	<b>40,225</b>	<b>19,042</b>	<b>1636</b>	<b>4.07</b>



**PEER GROUP COMPARISONS REPORT**  
**Central Florida Group**

BALANCE SHEET

Institution name	Total Assets \$000		% Change in Assets
	This Year	Last Year	
Sunrise Bank	577,407	475,513	<b>21.43</b>
First Colony Bank Of Florida	316,544	270,407	<b>17.06</b>
Cogent Bank	1,926,188	1,679,641	<b>14.68</b>
Winter Park National Bank	845,000	756,705	<b>11.67</b>
Surety Bank	205,765	188,254	<b>9.30</b>
Mainstreet Community Bank Of Florida	839,200	791,380	<b>6.04</b>
Citizens Bank And Trust	1,363,784	1,288,984	<b>5.80</b>
First National Bank Of Wauchula	90,799	85,989	<b>5.59</b>
Citizens First Bank	3,899,117	3,704,723	<b>5.25</b>
First Bank	729,021	694,913	<b>4.91</b>
Commerce Bank & Trust	172,375	167,161	<b>3.12</b>
Bank Of Central Florida	1,117,421	1,085,672	<b>2.92</b>
Southstate Bank, National Association	46,071,510	44,975,911	<b>2.44</b>
Heartland National Bank	723,390	714,025	<b>1.31</b>
Axiom Bank, National Association	815,136	824,400	<b>(1.12)</b>
Crews Bank & Trust	2,129,178	2,162,337	<b>(1.53)</b>
United Southern Bank	852,835	885,844	<b>(3.73)</b>
The First National Bank Of Mount Dora	358,220	383,020	<b>(6.47)</b>

<b>Select Peer Average</b>	3,501,827	3,396,382	5.48
----------------------------	-----------	-----------	------

**PEER GROUP COMPARISONS REPORT**  
**Central Florida Group**

BALANCE SHEET

Institution name	Total Loans \$000		% Change in Loans
	This Year	Last Year	
Sunrise Bank	451,435	373,357	20.91
Mainstreet Community Bank Of Florida	589,433	491,721	19.87
Winter Park National Bank	467,807	397,769	17.61
First Colony Bank Of Florida	198,059	169,168	17.08
Axiom Bank, National Association	597,914	519,588	15.07
Commerce Bank & Trust	127,846	112,482	13.66
Bank Of Central Florida	763,948	683,522	11.77
Cogent Bank	1,532,023	1,377,545	11.21
Citizens Bank And Trust	764,375	700,151	9.17
United Southern Bank	392,885	361,741	8.61
The First National Bank Of Mount Dora	117,757	109,865	7.18
Southstate Bank, National Association	33,835,236	32,044,116	5.59
Crews Bank & Trust	1,195,576	1,135,048	5.33
First Bank	426,947	410,155	4.09
Citizens First Bank	1,259,430	1,226,051	2.72
Heartland National Bank	154,873	152,710	1.42
Surety Bank	74,341	75,011	(0.89)
First National Bank Of Wauchula	66,300	68,628	(3.39)

<b>Select Peer Average</b>	2,389,788	2,244,924	9.28
----------------------------	-----------	-----------	------

**PEER GROUP COMPARISONS REPORT**  
*Central Florida Group*

**CAPITAL RATIOS**  
For the nine months ended September 30, 2024

Institution name	Equity/ Assets	Leverage Ratio	Tier 1 Risk- based Ratio	Risk based Capital Ratio	Common Equity Tier 1 Capital Ratio
Citizens First Bank	11.17	<b>12.93</b>	19.11	20.07	19.11
Surety Bank	9.82	<b>12.48</b>	24.45	25.53	24.45
The First National Bank Of Mount Dora	9.68	<b>11.82</b>	16.62	17.54	16.62
First National Bank Of Wauchula	10.20	<b>11.36</b>	0.00	0.00	0.00
Axiom Bank, National Association	11.38	<b>11.03</b>	13.41	14.63	13.41
<b>Crews Bank &amp; Trust</b>	<b>11.00</b>	<b>10.88</b>	<b>0.00</b>	<b>0.00</b>	<b>0.00</b>
Southstate Bank, National Association	13.41	<b>10.59</b>	13.15	14.41	13.15
Heartland National Bank	8.94	<b>9.52</b>	27.83	28.92	27.83
Sunrise Bank	8.07	<b>9.31</b>	0.00	0.00	0.00
United Southern Bank	5.60	<b>9.19</b>	16.43	17.68	16.43
First Bank	9.10	<b>9.17</b>	14.86	16.11	14.86
Commerce Bank & Trust	6.54	<b>9.09</b>	11.75	13.01	11.75
Mainstreet Community Bank Of Florida	7.71	<b>8.86</b>	0.00	0.00	0.00
Cogent Bank	8.82	<b>8.68</b>	10.68	11.81	10.68
First Colony Bank Of Florida	7.87	<b>8.66</b>	11.91	13.16	11.91
Bank Of Central Florida	7.19	<b>8.26</b>	11.69	12.61	11.69
Citizens Bank And Trust	2.61	<b>7.44</b>	12.00	12.93	12.00
Winter Park National Bank	5.43	<b>6.62</b>	10.70	11.96	10.70

<b>Select Peer Average</b>	8.59	9.77	11.92	12.80	11.92
----------------------------	------	------	-------	-------	-------

**PEER GROUP COMPARISONS REPORT**  
*Central Florida Group*

**BALANCE SHEET RATIOS**  
For the nine months ended September 30, 2024

Institution name	Loans/ Deposits	Gross Loans/ Assets	Securities/ Assets
Southstate Bank, National Association	<b>89.63</b>	73.44	14.90
Sunrise Bank	<b>88.83</b>	78.18	14.57
Cogent Bank	<b>87.82</b>	79.54	16.97
First National Bank Of Wauchula	<b>85.37</b>	73.02	6.32
Axiom Bank, National Association	<b>83.83</b>	73.35	7.25
Commerce Bank & Trust	<b>81.81</b>	74.17	15.14
Mainstreet Community Bank Of Florida	<b>78.65</b>	70.24	22.09
Bank Of Central Florida	<b>74.38</b>	68.37	18.26
First Colony Bank Of Florida	<b>68.34</b>	62.57	17.27
First Bank	<b>64.95</b>	58.56	25.58
Winter Park National Bank	<b>63.60</b>	55.36	27.75
<b>Crews Bank &amp; Trust</b>	<b>63.52</b>	<b>56.15</b>	<b>28.82</b>
Citizens Bank And Trust	<b>59.88</b>	56.05	40.28
United Southern Bank	<b>52.66</b>	46.07	40.28
Surety Bank	<b>40.31</b>	36.13	15.98
Citizens First Bank	<b>37.98</b>	32.30	62.56
The First National Bank Of Mount Dora	<b>36.86</b>	32.87	58.05
Heartland National Bank	<b>24.42</b>	21.41	50.82

<b>Select Peer Average</b>	<b>65.71</b>	<b>58.21</b>	<b>26.83</b>
----------------------------	--------------	--------------	--------------



**PEER GROUP COMPARISONS REPORT**  
*Central Florida Group*

**PROFITABILITY RATIOS**  
**For the nine months ended September 30, 2024**

Institution name	Avg Total Assets (\$000)	Return on Avg Assets	Return on Avg Equity
Surety Bank	203,893	<b>2.64</b>	27.98
Crews Bank & Trust	2,156,406	<b>1.68</b>	16.09
Heartland National Bank	721,974	<b>1.62</b>	20.15
First Colony Bank Of Florida	307,721	<b>1.58</b>	20.01
Cogent Bank	1,890,314	<b>1.36</b>	16.85
First Bank	733,472	<b>1.25</b>	14.97
Southstate Bank, National Association	46,156,319	<b>1.19</b>	9.30
Bank Of Central Florida	1,115,434	<b>1.10</b>	16.60
First National Bank Of Wauchula	90,014	<b>1.00</b>	10.41
Sunrise Bank	535,153	<b>0.97</b>	12.49
Winter Park National Bank	822,270	<b>0.95</b>	18.12
Citizens First Bank	3,899,649	<b>0.93</b>	9.25
The First National Bank Of Mount Dora	368,077	<b>0.90</b>	10.49
United Southern Bank	920,807	<b>0.77</b>	18.27
Commerce Bank & Trust	174,598	<b>0.64</b>	10.86
Mainstreet Community Bank Of Florida	812,929	<b>0.61</b>	8.45
Citizens Bank And Trust	1,421,567	<b>0.56</b>	39.26
Axiom Bank, National Association	843,751	<b>0.51</b>	4.78

<b>Select Peer Average</b>	3,509,686	1.13	15.80
----------------------------	-----------	------	-------

**PEER GROUP COMPARISONS REPORT**  
*Central Florida Group*

**PROFITABILITY RATIOS**  
**For the nine months ended September 30, 2024**

Institution name	Noninterest Income/AA	Net Overhead Ratio	Efficiency Ratio	Assets (per million) per Employee
Heartland National Bank	0.25	1.13	<b>39.00</b>	13.40
Winter Park National Bank	0.06	1.02	<b>43.59</b>	27.26
First Colony Bank Of Florida	0.12	1.55	<b>49.58</b>	16.66
Citizens First Bank	0.59	1.01	<b>51.91</b>	9.70
Surety Bank	3.47	(0.06)	<b>55.20</b>	5.56
Bank Of Central Florida	0.24	1.77	<b>56.92</b>	10.44
Cogent Bank	0.77	1.94	<b>57.30</b>	8.16
Southstate Bank, National Association	0.70	1.48	<b>57.43</b>	8.96
First Bank	0.67	1.75	<b>58.40</b>	6.88
<b>Crews Bank &amp; Trust</b>	<b>0.81</b>	<b>1.78</b>	<b>58.49</b>	<b>5.88</b>
Sunrise Bank	0.06	2.01	<b>65.81</b>	9.62
United Southern Bank	0.59	1.69	<b>68.51</b>	5.54
Mainstreet Community Bank Of Florida	0.36	1.95	<b>69.37</b>	8.07
The First National Bank Of Mount Dora	2.62	1.40	<b>76.61</b>	4.32
Commerce Bank & Trust	0.22	2.17	<b>77.40</b>	8.21
Citizens Bank And Trust	0.70	1.64	<b>78.48</b>	7.07
First National Bank Of Wauchula	0.82	3.24	<b>80.08</b>	4.13
Axiom Bank, National Association	1.14	3.42	<b>83.25</b>	5.66

<b>Select Peer Average</b>	0.79	1.72	62.63	9.19
----------------------------	------	------	-------	------

**PEER GROUP COMPARISONS REPORT**  
*Central Florida Group*

**ASSET QUALITY RATIOS**  
For the nine months ended September 30, 2024

Institution name	Allowance/ Loans	Nonperf Loans/ Total Loans	Nonperf Assets/ Total Assets	Adjusted Texas Ratio
Commerce Bank & Trust	1.40	0.00	<b>0.00</b>	0.00
Bank Of Central Florida	0.95	0.00	<b>0.00</b>	0.00
First Colony Bank Of Florida	1.55	0.00	<b>0.00</b>	0.00
<b>Crews Bank &amp; Trust</b>	<b>1.84</b>	<b>0.03</b>	<b>0.02</b>	<b>0.14</b>
Citizens First Bank	1.69	0.18	<b>0.06</b>	0.48
First Bank	1.71	0.09	<b>0.06</b>	0.27
Heartland National Bank	1.59	0.33	<b>0.07</b>	0.76
The First National Bank Of Mount Dora	1.75	0.22	<b>0.07</b>	0.71
Surety Bank	1.49	0.46	<b>0.17</b>	1.60
United Southern Bank	2.39	0.44	<b>0.20</b>	3.02
Winter Park National Bank	1.67	0.57	<b>0.32</b>	4.99
Cogent Bank	1.11	0.49	<b>0.39</b>	4.05
Southstate Bank, National Association	1.38	0.56	<b>0.41</b>	3.35
Sunrise Bank	1.19	0.53	<b>0.42</b>	0.96
First National Bank Of Wauchula	1.52	0.83	<b>0.61</b>	5.38
Mainstreet Community Bank Of Florida	1.25	1.09	<b>0.77</b>	8.96
Citizens Bank And Trust	1.03	1.82	<b>1.02</b>	32.07
Axiom Bank, National Association	1.27	1.88	<b>1.43</b>	11.75

<b>Select Peer Average</b>	1.49	0.53	0.33	4.36
----------------------------	------	------	------	------

**PEER GROUP COMPARISONS REPORT**  
*Central Florida Group*

**STATEMENT OF CONDITION (% OF ASSETS)**  
**For the nine months ended September 30, 2024**

Institution name	Cash & Nointerest bearing Deps	Interest- bearing Bal	Fed Funds Sold & Repos	Held to Maturity Secs	Available for Sale Secs
Surety Bank	<b>24.38</b>	19.39	0.00	0.00	15.98
First National Bank Of Wauchula	<b>6.29</b>	10.22	0.00	0.00	6.32
First Bank	<b>2.28</b>	8.63	1.42	0.00	25.58
Mainstreet Community Bank Of Florida	<b>1.49</b>	1.72	0.08	0.00	22.09
Commerce Bank & Trust	<b>1.39</b>	6.74	0.00	0.00	15.14
Southstate Bank, National Association	<b>1.23</b>	1.40	0.01	5.00	9.91
First Colony Bank Of Florida	<b>1.13</b>	18.99	0.00	9.68	7.59
Axiom Bank, National Association	<b>1.02</b>	14.92	0.00	0.00	7.25
Heartland National Bank	<b>1.01</b>	24.44	0.00	0.00	50.82
Sunrise Bank	<b>1.00</b>	4.57	0.00	0.87	13.70
<b>Crews Bank &amp; Trust</b>	<b>0.89</b>	<b>13.17</b>	<b>0.00</b>	<b>21.15</b>	<b>7.67</b>
Winter Park National Bank	<b>0.88</b>	14.73	0.00	17.58	10.16
United Southern Bank	<b>0.85</b>	8.02	0.00	1.03	39.25
Citizens First Bank	<b>0.73</b>	0.19	1.36	0.00	62.56
Bank Of Central Florida	<b>0.57</b>	9.76	0.00	0.00	18.26
The First National Bank Of Mount Dora	<b>0.51</b>	2.57	0.00	0.00	58.05
Citizens Bank And Trust	<b>0.25</b>	0.93	0.00	0.00	40.28
Cogent Bank	<b>0.11</b>	2.98	0.00	0.00	16.97

<b>Select Peer Average</b>	<b>2.56</b>	<b>9.08</b>	<b>0.16</b>	<b>3.07</b>	<b>23.75</b>
----------------------------	-------------	-------------	-------------	-------------	--------------

**PEER GROUP COMPARISONS REPORT**  
*Central Florida Group*

**STATEMENT OF CONDITION (% OF ASSETS)**  
**For the nine months ended September 30, 2024**

Institution name	Net Loans & Leases	Premises & Fixed Assets	Total Real Estate Owned	Intangible Assets
Cogent Bank	<b>78.57</b>	0.23	0.00	0.12
Sunrise Bank	<b>77.25</b>	1.54	0.00	0.00
Commerce Bank & Trust	<b>73.13</b>	0.13	0.00	0.00
Axiom Bank, National Association	<b>72.42</b>	1.46	0.01	0.13
First National Bank Of Wauchula	<b>71.90</b>	1.35	0.00	0.00
Southstate Bank, National Association	<b>71.80</b>	1.11	0.00	4.51
Mainstreet Community Bank Of Florida	<b>69.29</b>	2.16	0.00	0.01
Bank Of Central Florida	<b>67.72</b>	1.56	0.00	0.02
First Colony Bank Of Florida	<b>61.60</b>	0.38	0.00	0.00
First Bank	<b>57.56</b>	1.98	0.00	0.00
Citizens Bank And Trust	<b>55.47</b>	1.30	0.00	0.00
<b>Crews Bank &amp; Trust</b>	<b>55.12</b>	<b>1.28</b>	<b>0.00</b>	<b>0.00</b>
Winter Park National Bank	<b>54.44</b>	0.33	0.00	0.00
United Southern Bank	<b>44.97</b>	1.20	0.00	0.00
Surety Bank	<b>35.59</b>	1.23	0.00	0.00
The First National Bank Of Mount Dora	<b>32.30</b>	1.20	0.00	0.00
Citizens First Bank	<b>31.50</b>	1.39	0.00	0.44
Heartland National Bank	<b>21.04</b>	0.55	0.00	0.00

<b>Select Peer Average</b>	<b>57.32</b>	<b>1.13</b>	<b>0.00</b>	<b>0.29</b>
----------------------------	--------------	-------------	-------------	-------------

**PEER GROUP COMPARISONS REPORT**  
*Central Florida Group*

**STATEMENT OF CONDITION (% OF TOTAL FUNDING SOURCES)**  
**For the nine months ended September 30, 2024**

Institution name	Non Interest Bearing Deps	Interest Bearing Deps	Total Deps	Total Fed Funds & Repos	Other Borrowed Money
Surety Bank	<b>47.25</b>	52.75	100.00	0.00	0.00
<b>Crews Bank &amp; Trust</b>	<b>40.76</b>	59.15	99.91	0.09	0.00
Axiom Bank, National Association	<b>40.28</b>	59.72	100.00	0.00	0.00
The First National Bank Of Mount Dora	<b>38.06</b>	61.94	100.00	0.00	0.00
First Bank	<b>36.13</b>	63.87	100.00	0.00	0.00
First Colony Bank Of Florida	<b>36.11</b>	63.89	100.00	0.00	0.00
Citizens Bank And Trust	<b>33.74</b>	63.34	97.08	1.17	1.75
Bank Of Central Florida	<b>33.64</b>	66.36	100.00	0.00	0.00
Commerce Bank & Trust	<b>31.41</b>	66.32	97.74	2.26	0.00
Mainstreet Community Bank Of Florida	<b>31.36</b>	66.05	97.40	0.00	2.60
First National Bank Of Wauchula	<b>27.73</b>	69.76	97.49	0.00	2.51
Southstate Bank, National Association	<b>27.18</b>	70.64	97.82	1.39	0.78
United Southern Bank	<b>26.25</b>	67.47	93.72	0.00	6.28
Cogent Bank	<b>25.05</b>	74.95	100.00	0.00	0.00
Heartland National Bank	<b>24.30</b>	72.73	97.03	2.97	0.00
Sunrise Bank	<b>22.83</b>	73.94	96.76	0.00	3.24
Winter Park National Bank	<b>20.63</b>	71.94	92.56	1.14	6.29
Citizens First Bank	<b>16.73</b>	79.93	96.66	3.34	0.00

<b>Select Peer Average</b>	31.08	66.93	98.01	0.69	1.30
----------------------------	-------	-------	-------	------	------

**PEER GROUP COMPARISONS REPORT**  
*Central Florida Group*

**YIELDS, COSTS & SPREADS - ASSET YIELDS**  
**For the nine months ended September 30, 2024**

Institution name	Yield on Earning Assets	Cost of Funds	Net Interest Margin	Avg Earning Assets/AA
First National Bank Of Wauchula	6.43	2.73	<b>4.61</b>	92.17
Axiom Bank, National Association	6.72	3.84	<b>4.52</b>	95.93
Cogent Bank	6.75	4.11	<b>3.94</b>	99.20
First Bank	4.81	1.91	<b>3.66</b>	94.27
<b>Crews Bank &amp; Trust</b>	<b>4.88</b>	<b>2.38</b>	<b>3.64</b>	<b>98.34</b>
Surety Bank	5.65	3.12	<b>3.51</b>	73.61
Heartland National Bank	4.94	2.21	<b>3.40</b>	96.94
Bank Of Central Florida	5.06	2.67	<b>3.39</b>	97.08
Southstate Bank, National Association	5.05	2.52	<b>3.37</b>	91.05
First Colony Bank Of Florida	5.12	2.23	<b>3.16</b>	99.06
Mainstreet Community Bank Of Florida	4.77	2.50	<b>3.16</b>	94.34
Sunrise Bank	5.82	3.89	<b>3.13</b>	98.17
Commerce Bank & Trust	5.09	3.21	<b>2.90</b>	97.27
United Southern Bank	3.97	1.48	<b>2.82</b>	96.36
Citizens First Bank	4.18	1.95	<b>2.48</b>	97.50
Winter Park National Bank	4.83	3.23	<b>2.46</b>	97.77
The First National Bank Of Mount Dora	3.75	2.32	<b>2.44</b>	97.89
Citizens Bank And Trust	3.92	2.55	<b>2.34</b>	96.76
<b>Select Peer Average</b>	<b>5.10</b>	<b>2.71</b>	<b>3.31</b>	<b>95.21</b>