

# Commerce Bank & Trust

Winter Park, FL

Established

2/3/2003

## Florida Bank and Thrift Performance Report

### Table of Contents

<b>Title</b>	<b>Page</b>
PEER GROUP POSITION	1
EXECUTIVE SUMMARY	2
SELECTED FINANCIAL DATA	3
SECURITIES COMPOSITION	4
LOAN PORTFOLIO COMPOSITION	5
LOAN PORTFOLIO QUALITY	6
DEPOSIT BASE COMPOSITION	7
INTEREST INCOME COMPOSITION	8
INTEREST EXPENSE COMPOSITION	9
NONINTEREST INCOME COMPOSITION	10
NONINTEREST EXPENSE COMPOSITION	11
PEER GROUP COMPARISONS REPORT	12-22

---

#### FLORIDA BANKING TEAM

Ted Hacker, Steve Kania, Robert Brink, David Ajvazi, Erica Hines, Sacha Widmaier, Anthony Hagbartsen, Madeline Bogumil, Phillip Berdeguer, Andrew Joyce, Mai Tran, Meranda Joseph, Patricia Romero, Vanessa Hossler, Adam McCord, Allyson Wiitala, Jacob Ingram, Rachel Jean, Brendan Yosko, Martha Zubia, Stephanie Flores, Joshua Koelsch, Krishna Reddy, Jacob Frantzen, Sander Ocasio, Brian Katz, Nicholas Singh, Martin Gonzalez

Information contained herein was obtained from FIS is believed to be reliable however, accuracy is not guaranteed and all peer and state averages are simple averages.

**PEER GROUP POSITION**  
**For the**  
**Central Florida Group**

**For the nine months ended September 30, 2024**

Institution name	Total Assets (\$000's)
Southstate Bank, National Association	46,071,510
Citizens First Bank	3,899,117
Crews Bank & Trust	2,129,178
Cogent Bank	1,926,188
Citizens Bank And Trust	1,363,784
Bank Of Central Florida	1,117,421
United Southern Bank	852,835
Winter Park National Bank	845,000
Mainstreet Community Bank Of Florida	839,200
Axiom Bank, National Association	815,136
First Bank	729,021
Heartland National Bank	723,390
Sunrise Bank	577,407
The First National Bank Of Mount Dora	358,220
First Colony Bank Of Florida	316,544
Surety Bank	205,765
Commerce Bank & Trust	172,375
First National Bank Of Wauchula	90,799

Institution name	Return on Avg Assets (%)
Surety Bank	2.64
Crews Bank & Trust	1.68
Heartland National Bank	1.62
First Colony Bank Of Florida	1.58
Cogent Bank	1.36
First Bank	1.25
Southstate Bank, National Association	1.19
Bank Of Central Florida	1.10
First National Bank Of Wauchula	1.00
Sunrise Bank	0.97
Winter Park National Bank	0.95
Citizens First Bank	0.93
The First National Bank Of Mount Dora	0.90
United Southern Bank	0.77
Commerce Bank & Trust	0.64
Mainstreet Community Bank Of Florida	0.61
Citizens Bank And Trust	0.56
Axiom Bank, National Association	0.51

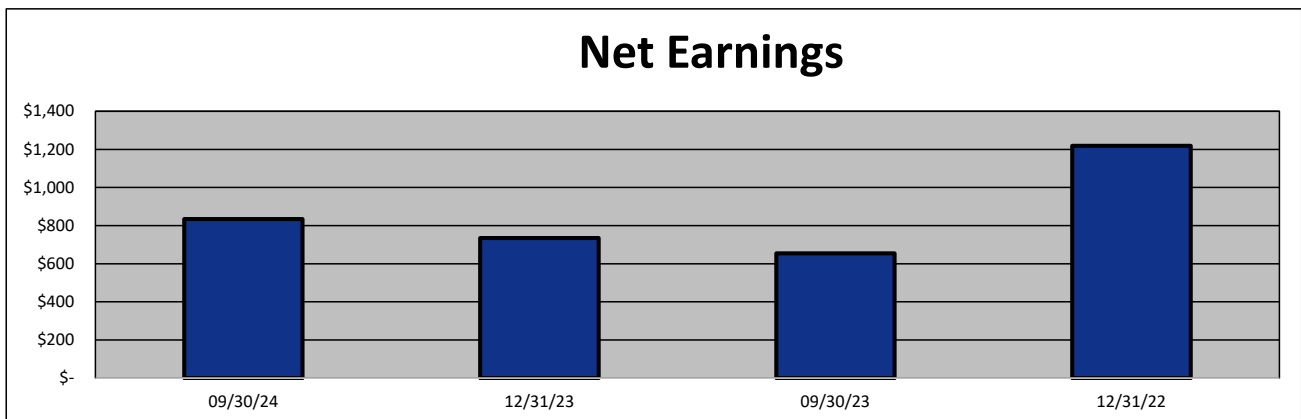
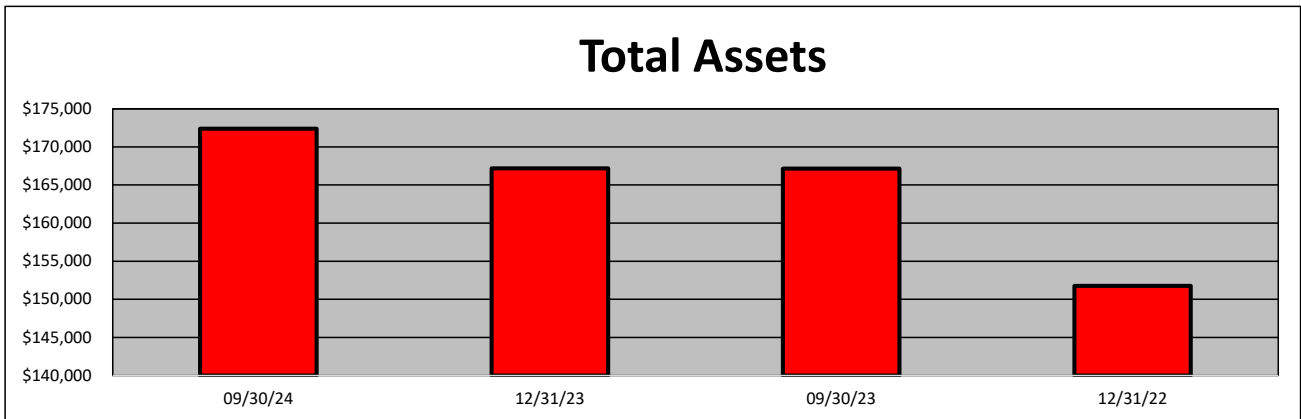
**EXECUTIVE SUMMARY - Commerce Bank & Trust**  
(Percentage)

Period Ending	09/30/24	12/31/23	09/30/23	12/31/22	State Avg.	Peer Avg.
<b>CAPITAL RATIOS</b>						
Equity/Assets	6.54	5.89	4.83	6.10	9.87	8.59
Leverage Ratio	9.09	9.23	9.12	9.16	10.70	9.77
Tier 1 Cap/Risk Based Assets	11.75	11.93	12.68	12.56	12.49	11.92
Risk Based Ratio	13.01	13.18	13.93	13.81	13.34	12.80
Common Equity Tier 1 Capital Ratio	11.75	11.93	12.68	12.56	12.45	11.92
<b>BALANCE SHEET RATIOS:</b>						
Loan/Deposit Ratio	81.81	76.59	74.54	80.83	75.65	65.71
Loans/Assets	74.17	68.93	67.29	73.08	63.44	58.21
Securities/Assets	15.14	18.12	17.20	21.33	20.01	26.83
<b>PROFITABILITY:</b>						
Return on Avg Assets	0.64	0.45	0.53	0.69	0.75	1.13
Return on Avg Equity	10.86	7.89	9.50	11.56	10.06	15.80
Nonint Income/Avg Assets	0.22	0.18	0.18	0.23	0.79	0.79
Net Overhead Ratio	2.17	2.44	2.41	2.18	2.14	1.72
Efficiency Ratio	77.40	82.38	80.12	75.34	72.20	62.63
Assets (per million) per Employee	8.21	8.36	7.96	6.90	10.50	9.19
<b>ASSET QUALITY:</b>						
Allowance/Loans	1.40	1.54	1.56	1.51	1.29	1.49
Nonperforming Loans/Total Loans	0.00	0.00	0.00	0.00	0.55	0.53
Nonperforming Assets/Total Assets	0.00	0.00	0.00	0.00	0.37	0.33
Adjusted Texas Ratio	0.00	0.00	0.00	0.00	3.62	4.36
<b>YIELDS &amp; COSTS:</b>						
Yield on earning assets	5.09	4.60	4.54	3.40	5.49	5.10
Cost of funds	3.21	2.53	2.40	0.60	3.09	2.71
Net interest margin	2.90	2.96	3.04	3.02	2.88	3.31
Avg Earning Assets/Avg Assets	97.27	99.62	99.05	96.99	96.03	95.21

**SELECTED FINANCIAL DATA - Commerce Bank & Trust**  
(Dollars in Thousands)

<b>As of:</b>	<b>09/30/24</b>	<b>12/31/23</b>	<b>09/30/23</b>	<b>12/31/22</b>	<b>\$ Change 12 MTHS</b>	<b>% Change 12 MTHS</b>
Total Assets	172,375	167,183	167,161	151,773	5,214	3.12
Cash and Equivalents	14,026	16,999	21,103	3,679	(7,077)	(33.54)
Securities	26,101	30,293	28,749	32,370	(2,648)	(9.21)
Loans, net	127,846	115,241	112,482	110,921	15,364	13.66
Deposit Accounts	156,269	150,458	150,909	137,227	5,360	3.55
Fed Funds & Repos	3,619	2,290	2,999	3,445	620	20.67
Total Equity	11,266	9,839	8,082	9,264	3,184	39.40

<b>Period Ending</b>	<b>09/30/24</b>	<b>12/31/23</b>	<b>09/30/23</b>	<b>12/31/22</b>	<b>\$ Change 12 MTHS</b>	<b>% Change 12 MTHS</b>
Net Earnings	834	735	654	1,219	180	27.52
Interest Income	6,480	7,514	5,519	5,849	961	17.41
Interest Expense	2,783	2,688	1,827	659	956	52.33
Net Interest Income	3,697	4,826	3,692	5,190	5	0.14
Prov for Credit Losses	18	100	75	100	(57)	(76.00)
Noninterest income	287	297	225	411	62	27.56
Gain on Sale of Securities	-	-	-	-	-	NA
Noninterest Expense	3,132	4,288	3,188	4,282	(56)	(1.76)
Net Operating Income	834	735	654	1,219	180	27.52
Income Taxes	-	-	-	-	-	NA

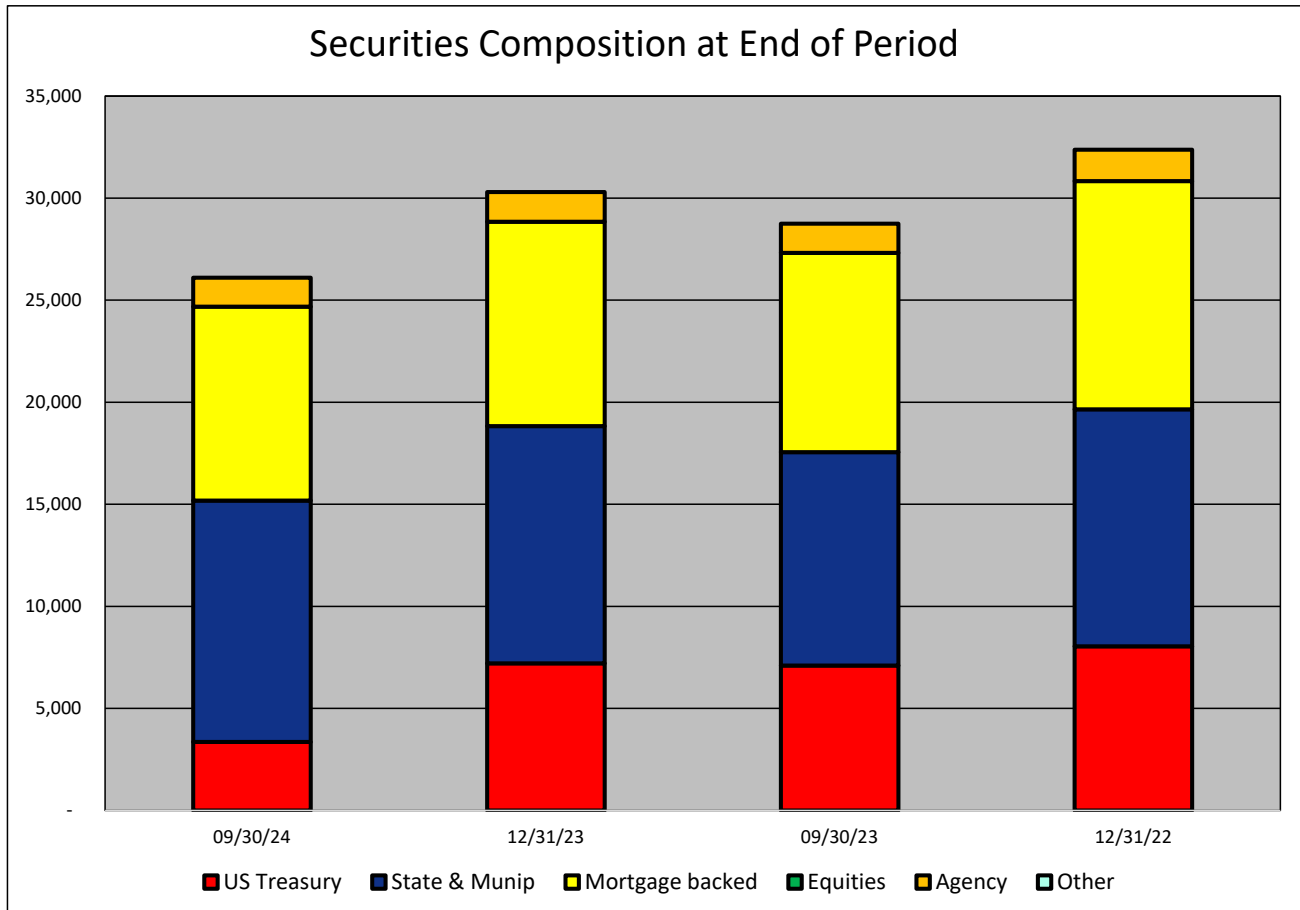


**SECURITIES COMPOSITION - Commerce Bank & Trust**  
(Dollars in Thousands)

As of:	09/30/24	12/31/23	09/30/23	12/31/22	\$ Change 12 MTHS	% Change 12 MTHS
--------	----------	----------	----------	----------	----------------------	---------------------

**SECURITIES CATEGORY:**

US Treasury	3,362	7,214	7,098	8,048	(3,736)	(52.63)
State & Munip	11,827	11,619	10,453	11,600	1,374	13.14
Mortgage backed	9,492	10,006	9,772	11,183	(280)	(2.87)
Equities	-	-	-	-	-	NA
Agency	1,420	1,454	1,426	1,539	(6)	(0.42)
Other	-	-	-	-	-	NA
<b>Total Securities</b>	<b>26,101</b>	<b>30,293</b>	<b>28,749</b>	<b>32,370</b>	<b>(2,648)</b>	<b>(9.21)</b>

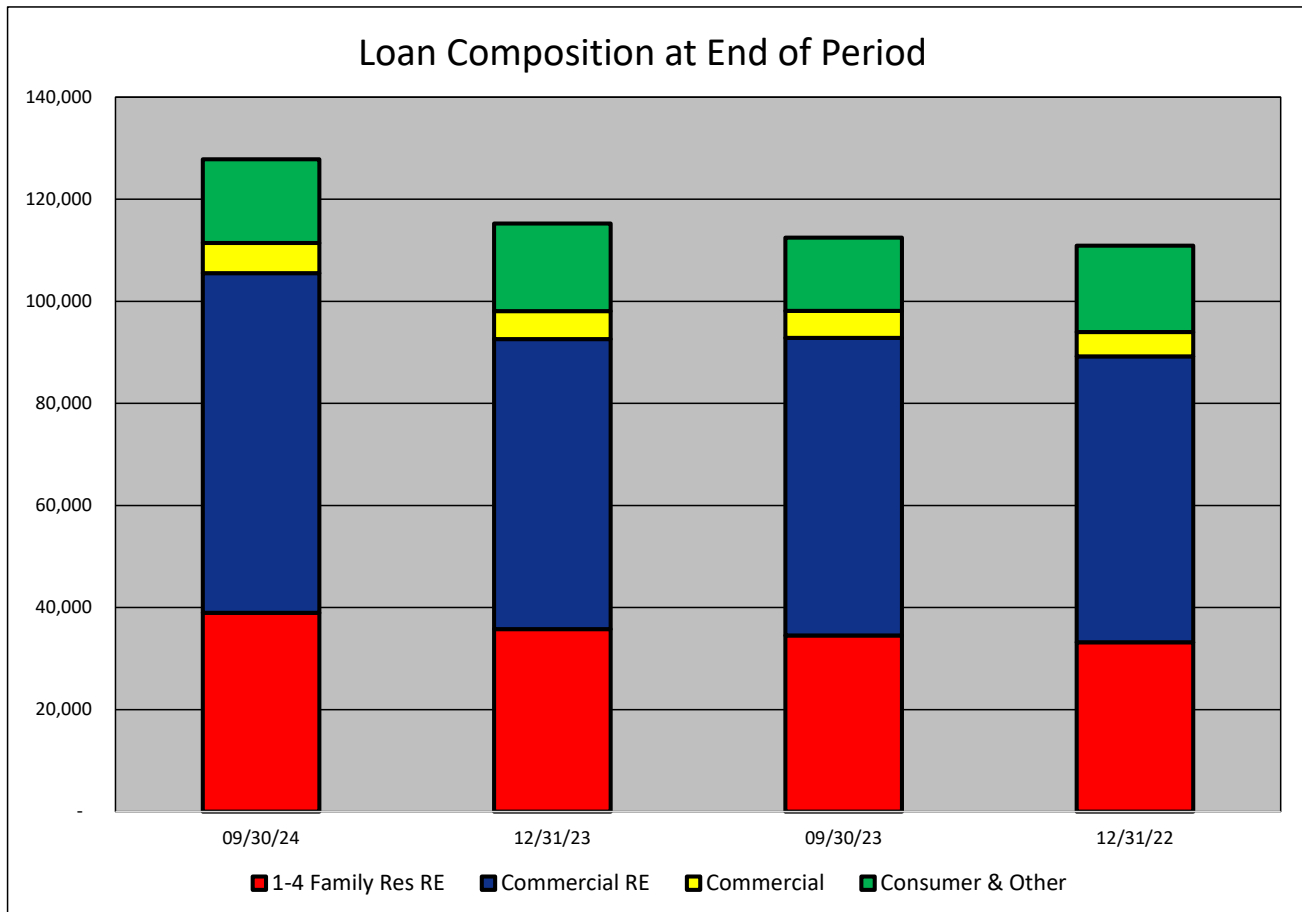


**LOAN PORTFOLIO COMPOSITION - Commerce Bank & Trust**  
(Dollars in Thousands)

As of:	09/30/24	12/31/23	09/30/23	12/31/22	\$ Change 12 MTHS	% Change 12 MTHS
--------	----------	----------	----------	----------	----------------------	---------------------

**LOAN CATEGORY:**

1-4 Family Res RE	38,935	35,744	34,536	33,167	4,399	12.74
Commercial RE	66,573	56,859	58,291	56,024	8,282	14.21
Commercial	5,946	5,482	5,283	4,807	663	12.55
Consumer & Other	16,392	17,156	14,372	16,923	2,020	14.06
<b>Loans, Net</b>	<b>127,846</b>	<b>115,241</b>	<b>112,482</b>	<b>110,921</b>	<b>15,364</b>	<b>13.66</b>



**LOAN PORTFOLIO QUALITY - Commerce Bank & Trust**  
(Dollars in Thousands)

As of:	09/30/24	12/31/23	09/30/23	12/31/22	\$ Change 12 MTHS	% Change 12 MTHS
--------	----------	----------	----------	----------	----------------------	---------------------

**ALLOWANCE FOR CREDIT LOSSES (LOANS):**

Beginning Balance	1,779	1,679	1,679	1,579	100	5.96
Total Recoveries	-	-	-	-	-	NA
Total Charge-offs	5	-	-	-	5	NA
Provision Expense	18	100	75	100	(57)	(76.00)
Writedown Transfer Loans HFS	-	-	-	-	-	NA
Adjustments	-	-	-	-	-	NA
Ending Balance	1,792	1,779	1,754	1,679	38	2.17

**NON-PERFORMING ASSETS:**

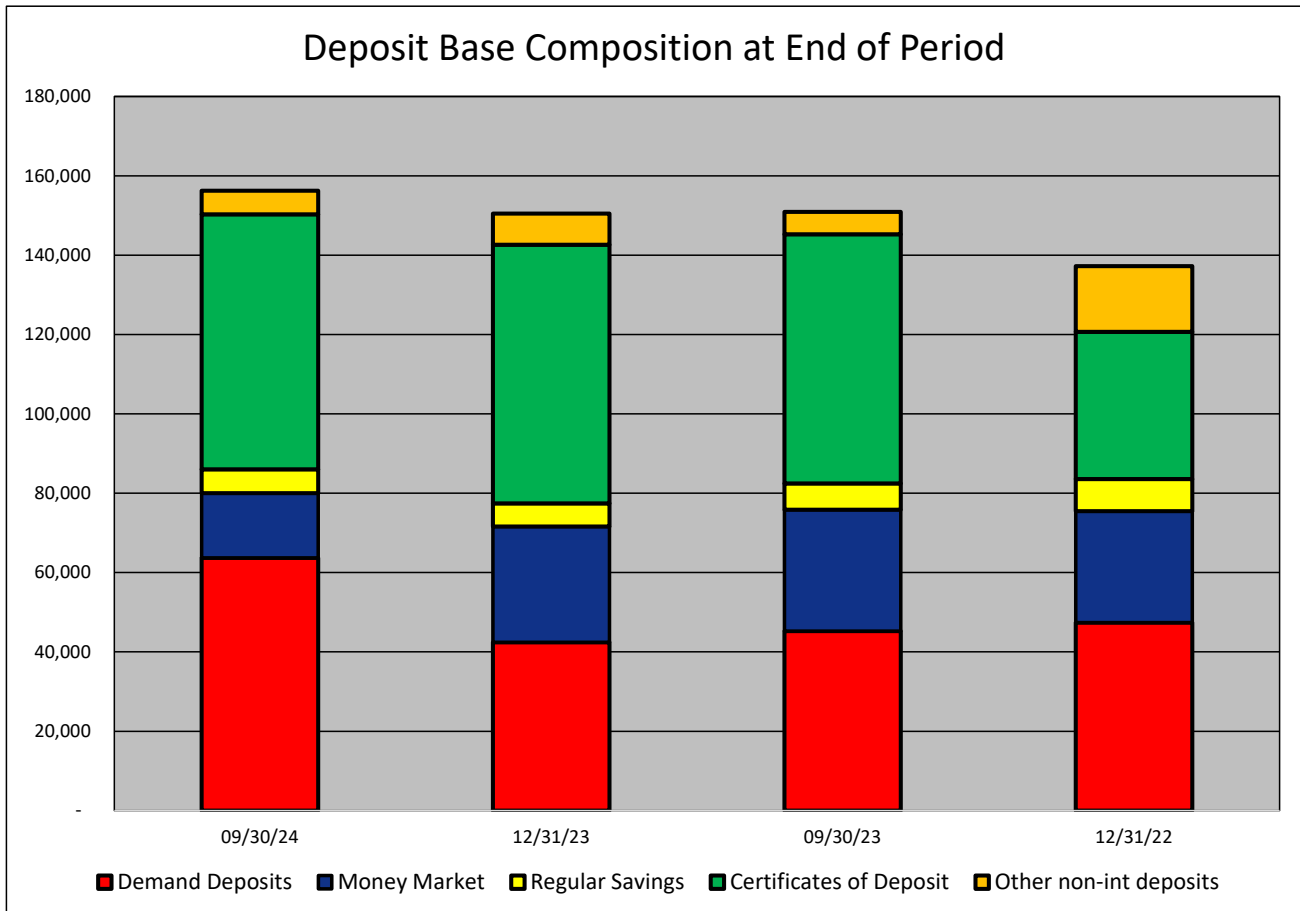
Total-90+ Days Past Due	-	-	-	-	-	NA
Total-Nonaccrual	-	-	-	-	-	NA
Foreclosed Real Estate	-	-	-	-	-	NA
Total Non-perf Assets	-	-	-	-	-	NA

**DEPOSIT BASE COMPOSITION - Commerce Bank & Trust**  
(Dollars in Thousands)

As of:	09/30/24	12/31/23	09/30/23	12/31/22	\$ Change 12 MTHS	% Change 12 MTHS
--------	----------	----------	----------	----------	----------------------	---------------------

**DEPOSIT BASE CATEGORY:**

Demand Deposits	63,672	42,440	45,252	47,385	18,420	40.71
Money Market	16,314	29,198	30,587	28,070	(14,273)	(46.66)
Regular Savings	6,010	5,806	6,642	8,125	(632)	(9.52)
Certificates of Deposit	64,295	65,173	62,772	37,067	1,523	2.43
Other non-int deposits	5,978	7,841	5,656	16,580	322	5.69
<b>Total Deposits</b>	<b>156,269</b>	<b>150,458</b>	<b>150,909</b>	<b>137,227</b>	<b>5,360</b>	<b>3.55</b>



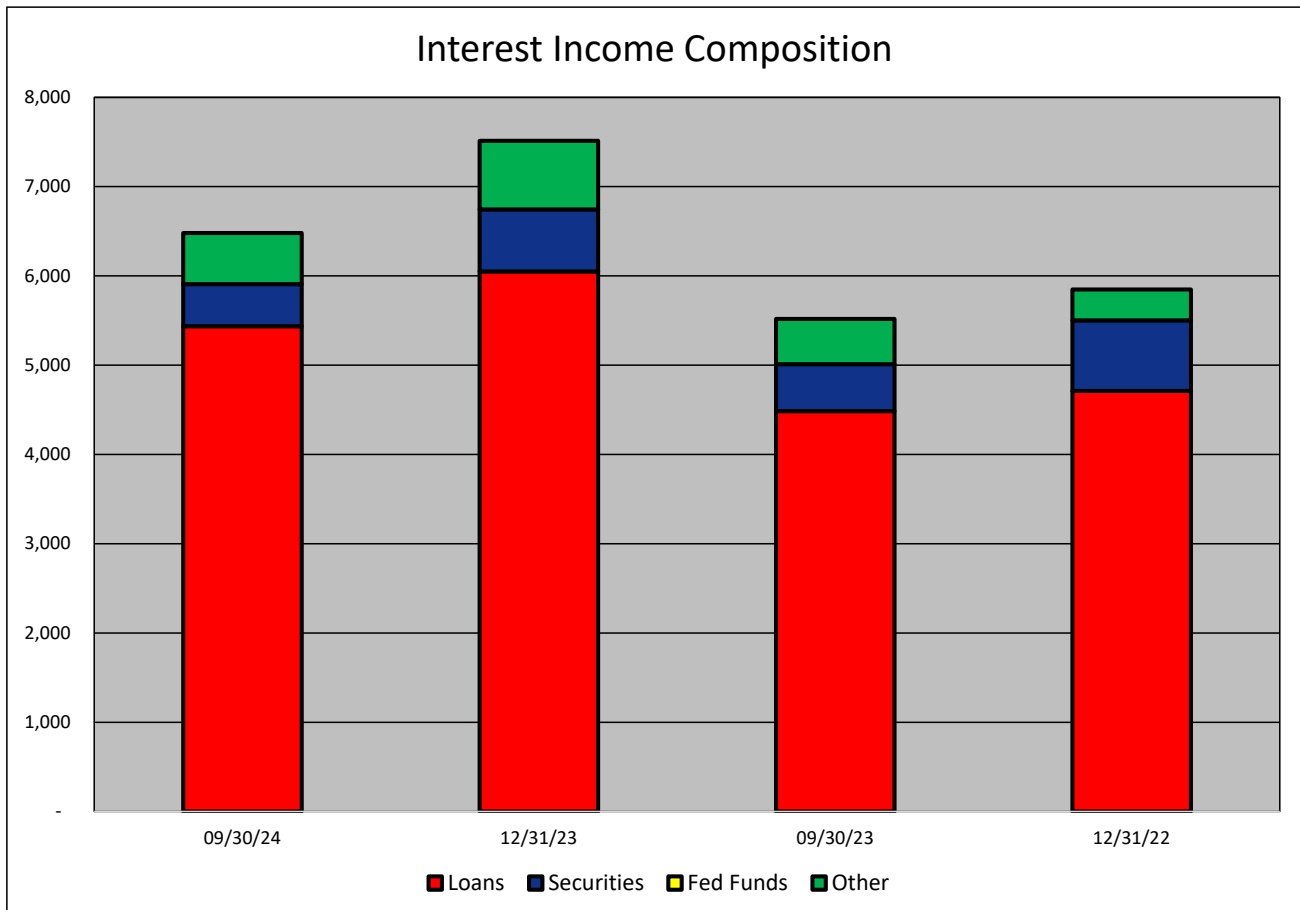


**INTEREST INCOME COMPOSITION- Commerce Bank & Trust**  
(Dollars in Thousands)

As of:	09/30/24	12/31/23	09/30/23	12/31/22	\$ Change 12 MTHS	% Change 12 MTHS
--------	----------	----------	----------	----------	----------------------	---------------------

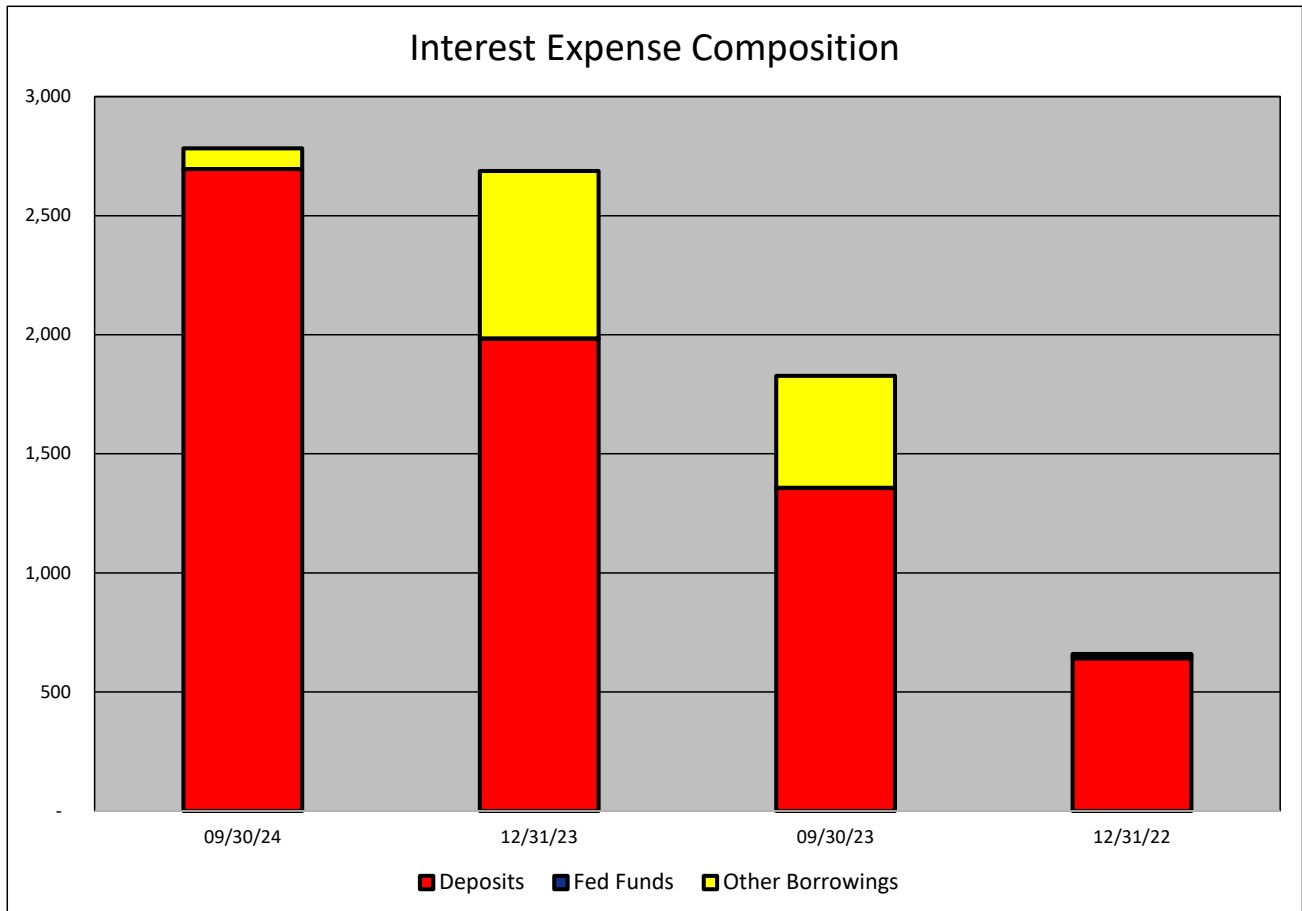
**INTEREST INCOME CATEGORY**

Loans	5,437	6,051	4,485	4,712	952	21.23
Securities	472	694	525	790	(53)	(10.10)
Fed Funds	-	-	-	-	-	NA
Other	571	769	509	347	62	12.18
<b>Total Int Income</b>	<b>6,480</b>	<b>7,514</b>	<b>5,519</b>	<b>5,849</b>	<b>961</b>	<b>17.41</b>



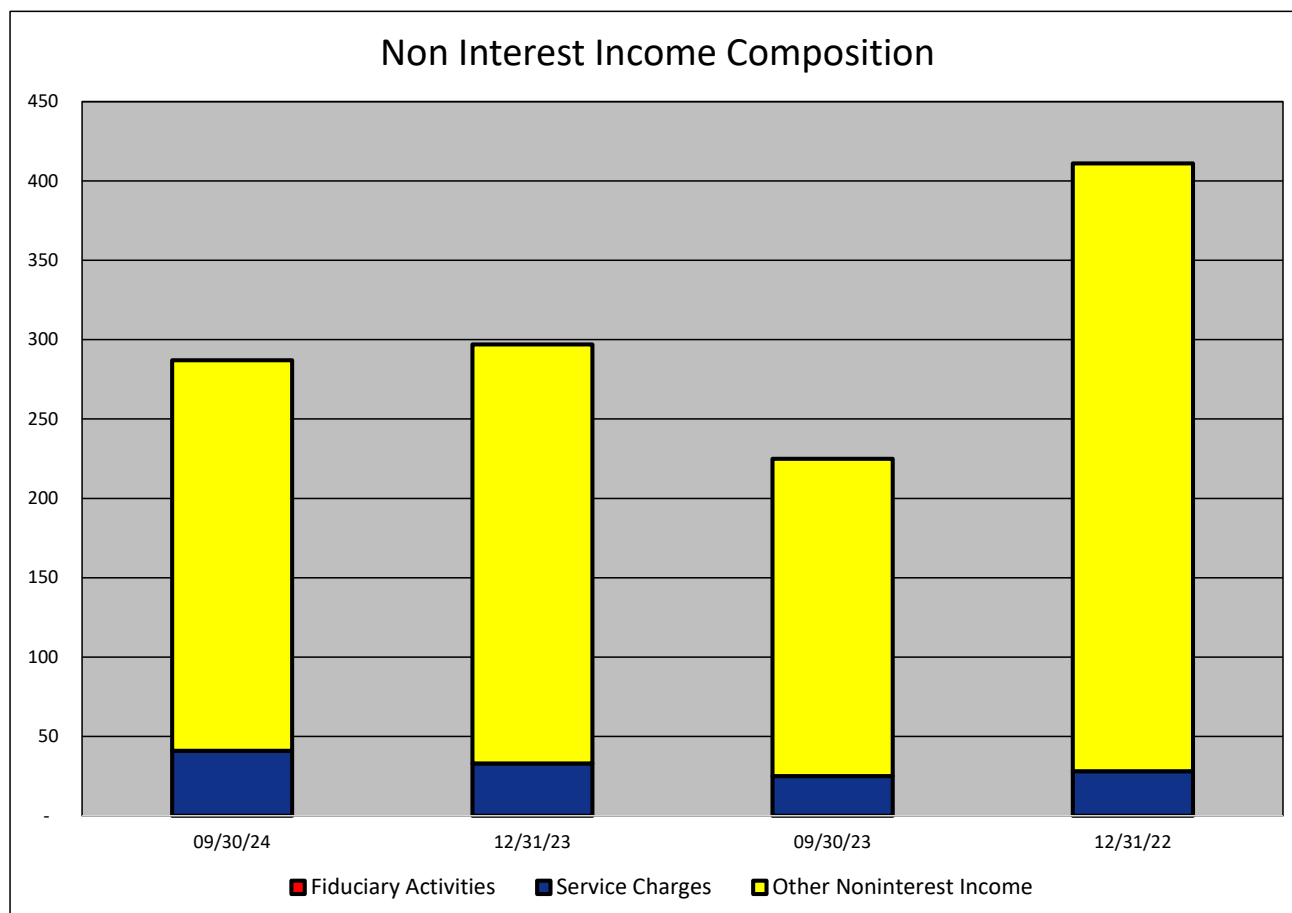
**INTEREST EXPENSE COMPOSITION- Commerce Bank & Trust**  
(Dollars in Thousands)

As of:	09/30/24	12/31/23	09/30/23	12/31/22	\$ Change 12 MTHS	% Change 12 MTHS
<b>INTEREST EXPENSE CATEGORY</b>						
Deposits	2,696	1,984	1,356	641	1,340	98.82
Fed Funds	-	1	1	12	(1)	(100.00)
Other Borrowings	87	703	470	6	(383)	(81.49)
<b>Total Int Expense</b>	<b>2,783</b>	<b>2,688</b>	<b>1,827</b>	<b>659</b>	<b>956</b>	<b>52.33</b>



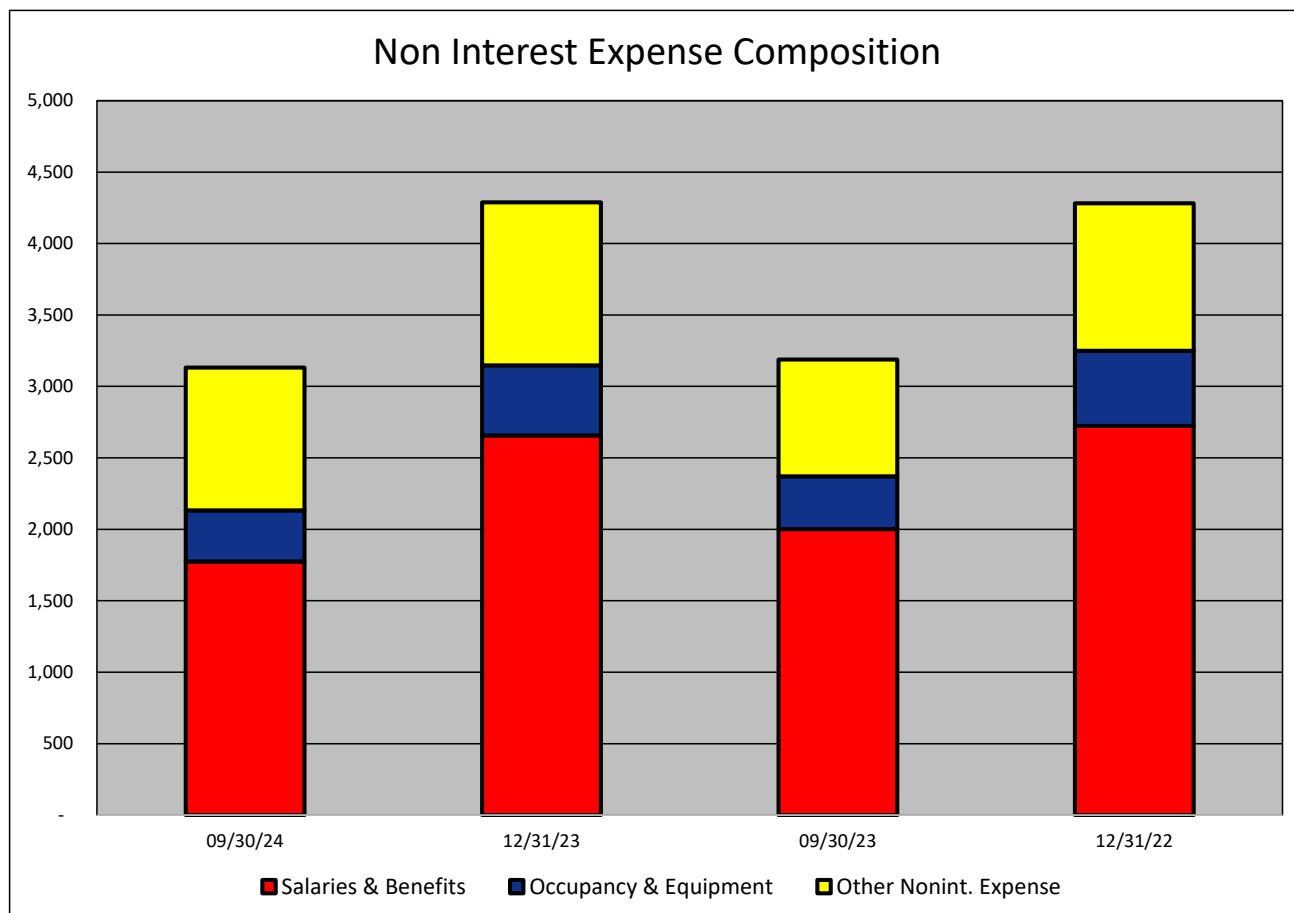
**NONINTEREST INCOME COMPOSITION- Commerce Bank & Trust**  
(Dollars in Thousands)

As of:	09/30/24	12/31/23	09/30/23	12/31/22	\$ Change 12 MTHS	% Change 12 MTHS
<b>NONINTEREST INCOME CATEGORY</b>						
Fiduciary Activities	-	-	-	-	-	NA
Service Charges	41	33	25	28	16	64.00
Other Noninterest Income	246	264	200	383	46	23.00
<b>Total Nonint. Income</b>	<b>287</b>	<b>297</b>	<b>225</b>	<b>411</b>	<b>62</b>	<b>27.56</b>



**NONINTEREST EXPENSE COMPOSITION- Commerce Bank & Trust**  
(Dollars in Thousands)

As of:	09/30/24	12/31/23	09/30/23	12/31/22	\$ Change 12 MTHS	% Change 12 MTHS
<b>NONINTEREST EXPENSE CATEGORY</b>						
Salaries & Benefits	1,775	2,657	2,001	2,723	(226)	(11.29)
Occupancy & Equipment	357	490	369	527	(12)	(3.25)
Other Nonint. Expense	1,000	1,141	818	1,032	182	22.25
<b>Total Nonint. Expense</b>	<b>3,132</b>	<b>4,288</b>	<b>3,188</b>	<b>4,282</b>	<b>(56)</b>	<b>(1.76)</b>



**PEER GROUP COMPARISONS REPORT**  
**Central Florida Group**

BALANCE SHEET

Institution name	Total Assets \$000		% Change in Assets
	This Year	Last Year	
Sunrise Bank	577,407	475,513	<b>21.43</b>
First Colony Bank Of Florida	316,544	270,407	<b>17.06</b>
Cogent Bank	1,926,188	1,679,641	<b>14.68</b>
Winter Park National Bank	845,000	756,705	<b>11.67</b>
Surety Bank	205,765	188,254	<b>9.30</b>
Mainstreet Community Bank Of Florida	839,200	791,380	<b>6.04</b>
Citizens Bank And Trust	1,363,784	1,288,984	<b>5.80</b>
First National Bank Of Wauchula	90,799	85,989	<b>5.59</b>
Citizens First Bank	3,899,117	3,704,723	<b>5.25</b>
First Bank	729,021	694,913	<b>4.91</b>
Commerce Bank & Trust	172,375	167,161	<b>3.12</b>
Bank Of Central Florida	1,117,421	1,085,672	<b>2.92</b>
Southstate Bank, National Association	46,071,510	44,975,911	<b>2.44</b>
Heartland National Bank	723,390	714,025	<b>1.31</b>
Axiom Bank, National Association	815,136	824,400	<b>(1.12)</b>
Crews Bank & Trust	2,129,178	2,162,337	<b>(1.53)</b>
United Southern Bank	852,835	885,844	<b>(3.73)</b>
The First National Bank Of Mount Dora	358,220	383,020	<b>(6.47)</b>

<b>Select Peer Average</b>	3,501,827	3,396,382	5.48
----------------------------	-----------	-----------	------

**PEER GROUP COMPARISONS REPORT**  
**Central Florida Group**

BALANCE SHEET

Institution name	Total Loans \$000		% Change in Loans
	This Year	Last Year	
Sunrise Bank	451,435	373,357	<b>20.91</b>
Mainstreet Community Bank Of Florida	589,433	491,721	<b>19.87</b>
Winter Park National Bank	467,807	397,769	<b>17.61</b>
First Colony Bank Of Florida	198,059	169,168	<b>17.08</b>
Axiom Bank, National Association	597,914	519,588	<b>15.07</b>
Commerce Bank & Trust	127,846	112,482	<b>13.66</b>
Bank Of Central Florida	763,948	683,522	<b>11.77</b>
Cogent Bank	1,532,023	1,377,545	<b>11.21</b>
Citizens Bank And Trust	764,375	700,151	<b>9.17</b>
United Southern Bank	392,885	361,741	<b>8.61</b>
The First National Bank Of Mount Dora	117,757	109,865	<b>7.18</b>
Southstate Bank, National Association	33,835,236	32,044,116	<b>5.59</b>
Crews Bank & Trust	1,195,576	1,135,048	<b>5.33</b>
First Bank	426,947	410,155	<b>4.09</b>
Citizens First Bank	1,259,430	1,226,051	<b>2.72</b>
Heartland National Bank	154,873	152,710	<b>1.42</b>
Surety Bank	74,341	75,011	<b>(0.89)</b>
First National Bank Of Wauchula	66,300	68,628	<b>(3.39)</b>

<b>Select Peer Average</b>	2,389,788	2,244,924	9.28
----------------------------	-----------	-----------	------

**PEER GROUP COMPARISONS REPORT**  
*Central Florida Group*

**CAPITAL RATIOS**  
**For the nine months ended September 30, 2024**

Institution name	Equity/ Assets	Leverage Ratio	Tier 1 Risk- based Ratio	Risk based Capital Ratio	Common Equity Tier 1 Capital Ratio
Citizens First Bank	11.17	<b>12.93</b>	19.11	20.07	19.11
Surety Bank	9.82	<b>12.48</b>	24.45	25.53	24.45
The First National Bank Of Mount Dora	9.68	<b>11.82</b>	16.62	17.54	16.62
First National Bank Of Wauchula	10.20	<b>11.36</b>	0.00	0.00	0.00
Axiom Bank, National Association	11.38	<b>11.03</b>	13.41	14.63	13.41
Crews Bank & Trust	11.00	<b>10.88</b>	0.00	0.00	0.00
Southstate Bank, National Association	13.41	<b>10.59</b>	13.15	14.41	13.15
Heartland National Bank	8.94	<b>9.52</b>	27.83	28.92	27.83
Sunrise Bank	8.07	<b>9.31</b>	0.00	0.00	0.00
United Southern Bank	5.60	<b>9.19</b>	16.43	17.68	16.43
First Bank	9.10	<b>9.17</b>	14.86	16.11	14.86
<b>Commerce Bank &amp; Trust</b>	<b>6.54</b>	<b>9.09</b>	<b>11.75</b>	<b>13.01</b>	<b>11.75</b>
Mainstreet Community Bank Of Florida	7.71	<b>8.86</b>	0.00	0.00	0.00
Cogent Bank	8.82	<b>8.68</b>	10.68	11.81	10.68
First Colony Bank Of Florida	7.87	<b>8.66</b>	11.91	13.16	11.91
Bank Of Central Florida	7.19	<b>8.26</b>	11.69	12.61	11.69
Citizens Bank And Trust	2.61	<b>7.44</b>	12.00	12.93	12.00
Winter Park National Bank	5.43	<b>6.62</b>	10.70	11.96	10.70

<b>Select Peer Average</b>	8.59	9.77	11.92	12.80	11.92
----------------------------	------	------	-------	-------	-------

**PEER GROUP COMPARISONS REPORT**  
*Central Florida Group*

**BALANCE SHEET RATIOS**  
For the nine months ended September 30, 2024

Institution name	Loans/ Deposits	Gross Loans/ Assets	Securities/ Assets
Southstate Bank, National Association	<b>89.63</b>	73.44	14.90
Sunrise Bank	<b>88.83</b>	78.18	14.57
Cogent Bank	<b>87.82</b>	79.54	16.97
First National Bank Of Wauchula	<b>85.37</b>	73.02	6.32
Axiom Bank, National Association	<b>83.83</b>	73.35	7.25
<b>Commerce Bank &amp; Trust</b>	<b>81.81</b>	<b>74.17</b>	<b>15.14</b>
Mainstreet Community Bank Of Florida	<b>78.65</b>	70.24	22.09
Bank Of Central Florida	<b>74.38</b>	68.37	18.26
First Colony Bank Of Florida	<b>68.34</b>	62.57	17.27
First Bank	<b>64.95</b>	58.56	25.58
Winter Park National Bank	<b>63.60</b>	55.36	27.75
Crews Bank & Trust	<b>63.52</b>	56.15	28.82
Citizens Bank And Trust	<b>59.88</b>	56.05	40.28
United Southern Bank	<b>52.66</b>	46.07	40.28
Surety Bank	<b>40.31</b>	36.13	15.98
Citizens First Bank	<b>37.98</b>	32.30	62.56
The First National Bank Of Mount Dora	<b>36.86</b>	32.87	58.05
Heartland National Bank	<b>24.42</b>	21.41	50.82

<b>Select Peer Average</b>	<b>65.71</b>	<b>58.21</b>	<b>26.83</b>
----------------------------	--------------	--------------	--------------



**PEER GROUP COMPARISONS REPORT**  
*Central Florida Group*

**PROFITABILITY RATIOS**  
**For the nine months ended September 30, 2024**

Institution name	Avg Total Assets (\$000)	Return on Avg Assets	Return on Avg Equity
Surety Bank	203,893	<b>2.64</b>	27.98
Crews Bank & Trust	2,156,406	<b>1.68</b>	16.09
Heartland National Bank	721,974	<b>1.62</b>	20.15
First Colony Bank Of Florida	307,721	<b>1.58</b>	20.01
Cogent Bank	1,890,314	<b>1.36</b>	16.85
First Bank	733,472	<b>1.25</b>	14.97
Southstate Bank, National Association	46,156,319	<b>1.19</b>	9.30
Bank Of Central Florida	1,115,434	<b>1.10</b>	16.60
First National Bank Of Wauchula	90,014	<b>1.00</b>	10.41
Sunrise Bank	535,153	<b>0.97</b>	12.49
Winter Park National Bank	822,270	<b>0.95</b>	18.12
Citizens First Bank	3,899,649	<b>0.93</b>	9.25
The First National Bank Of Mount Dora	368,077	<b>0.90</b>	10.49
United Southern Bank	920,807	<b>0.77</b>	18.27
Commerce Bank & Trust	174,598	<b>0.64</b>	10.86
Mainstreet Community Bank Of Florida	812,929	<b>0.61</b>	8.45
Citizens Bank And Trust	1,421,567	<b>0.56</b>	39.26
Axiom Bank, National Association	843,751	<b>0.51</b>	4.78

<b>Select Peer Average</b>	3,509,686	1.13	15.80
----------------------------	-----------	------	-------

**PEER GROUP COMPARISONS REPORT**  
*Central Florida Group*

**PROFITABILITY RATIOS**  
**For the nine months ended September 30, 2024**

Institution name	Noninterest Income/AA	Net Overhead Ratio	Efficiency Ratio	Assets (per million) per Employee
Heartland National Bank	0.25	1.13	<b>39.00</b>	13.40
Winter Park National Bank	0.06	1.02	<b>43.59</b>	27.26
First Colony Bank Of Florida	0.12	1.55	<b>49.58</b>	16.66
Citizens First Bank	0.59	1.01	<b>51.91</b>	9.70
Surety Bank	3.47	(0.06)	<b>55.20</b>	5.56
Bank Of Central Florida	0.24	1.77	<b>56.92</b>	10.44
Cogent Bank	0.77	1.94	<b>57.30</b>	8.16
Southstate Bank, National Association	0.70	1.48	<b>57.43</b>	8.96
First Bank	0.67	1.75	<b>58.40</b>	6.88
Crews Bank & Trust	0.81	1.78	<b>58.49</b>	5.88
Sunrise Bank	0.06	2.01	<b>65.81</b>	9.62
United Southern Bank	0.59	1.69	<b>68.51</b>	5.54
Mainstreet Community Bank Of Florida	0.36	1.95	<b>69.37</b>	8.07
The First National Bank Of Mount Dora	2.62	1.40	<b>76.61</b>	4.32
<b>Commerce Bank &amp; Trust</b>	<b>0.22</b>	<b>2.17</b>	<b>77.40</b>	<b>8.21</b>
Citizens Bank And Trust	0.70	1.64	<b>78.48</b>	7.07
First National Bank Of Wauchula	0.82	3.24	<b>80.08</b>	4.13
Axiom Bank, National Association	1.14	3.42	<b>83.25</b>	5.66

<b>Select Peer Average</b>	0.79	1.72	62.63	9.19
----------------------------	------	------	-------	------

**PEER GROUP COMPARISONS REPORT**  
*Central Florida Group*

**ASSET QUALITY RATIOS**  
For the nine months ended September 30, 2024

Institution name	Allowance/ Loans	Nonperf Loans/ Total Loans	Nonperf Assets/ Total Assets	Adjusted Texas Ratio
Commerce Bank & Trust	1.40	0.00	<b>0.00</b>	0.00
Bank Of Central Florida	0.95	0.00	<b>0.00</b>	0.00
First Colony Bank Of Florida	1.55	0.00	<b>0.00</b>	0.00
Crews Bank & Trust	1.84	0.03	<b>0.02</b>	0.14
Citizens First Bank	1.69	0.18	<b>0.06</b>	0.48
First Bank	1.71	0.09	<b>0.06</b>	0.27
Heartland National Bank	1.59	0.33	<b>0.07</b>	0.76
The First National Bank Of Mount Dora	1.75	0.22	<b>0.07</b>	0.71
Surety Bank	1.49	0.46	<b>0.17</b>	1.60
United Southern Bank	2.39	0.44	<b>0.20</b>	3.02
Winter Park National Bank	1.67	0.57	<b>0.32</b>	4.99
Cogent Bank	1.11	0.49	<b>0.39</b>	4.05
Southstate Bank, National Association	1.38	0.56	<b>0.41</b>	3.35
Sunrise Bank	1.19	0.53	<b>0.42</b>	0.96
First National Bank Of Wauchula	1.52	0.83	<b>0.61</b>	5.38
Mainstreet Community Bank Of Florida	1.25	1.09	<b>0.77</b>	8.96
Citizens Bank And Trust	1.03	1.82	<b>1.02</b>	32.07
Axiom Bank, National Association	1.27	1.88	<b>1.43</b>	11.75
<b>Select Peer Average</b>	1.49	0.53	0.33	4.36

**PEER GROUP COMPARISONS REPORT**  
*Central Florida Group*

**STATEMENT OF CONDITION (% OF ASSETS)**  
**For the nine months ended September 30, 2024**

Institution name	Cash & Nointerest bearing Deps	Interest- bearing Bal	Fed Funds Sold & Repos	Held to Maturity Secs	Available for Sale Secs
Surety Bank	<b>24.38</b>	19.39	0.00	0.00	15.98
First National Bank Of Wauchula	<b>6.29</b>	10.22	0.00	0.00	6.32
First Bank	<b>2.28</b>	8.63	1.42	0.00	25.58
Mainstreet Community Bank Of Florida	<b>1.49</b>	1.72	0.08	0.00	22.09
Commerce Bank & Trust	<b>1.39</b>	6.74	0.00	0.00	15.14
Southstate Bank, National Association	<b>1.23</b>	1.40	0.01	5.00	9.91
First Colony Bank Of Florida	<b>1.13</b>	18.99	0.00	9.68	7.59
Axiom Bank, National Association	<b>1.02</b>	14.92	0.00	0.00	7.25
Heartland National Bank	<b>1.01</b>	24.44	0.00	0.00	50.82
Sunrise Bank	<b>1.00</b>	4.57	0.00	0.87	13.70
Crews Bank & Trust	<b>0.89</b>	13.17	0.00	21.15	7.67
Winter Park National Bank	<b>0.88</b>	14.73	0.00	17.58	10.16
United Southern Bank	<b>0.85</b>	8.02	0.00	1.03	39.25
Citizens First Bank	<b>0.73</b>	0.19	1.36	0.00	62.56
Bank Of Central Florida	<b>0.57</b>	9.76	0.00	0.00	18.26
The First National Bank Of Mount Dora	<b>0.51</b>	2.57	0.00	0.00	58.05
Citizens Bank And Trust	<b>0.25</b>	0.93	0.00	0.00	40.28
Cogent Bank	<b>0.11</b>	2.98	0.00	0.00	16.97

<b>Select Peer Average</b>	2.56	9.08	0.16	3.07	23.75
----------------------------	------	------	------	------	-------

**PEER GROUP COMPARISONS REPORT**  
*Central Florida Group*

**STATEMENT OF CONDITION (% OF ASSETS)**  
**For the nine months ended September 30, 2024**

Institution name	Net Loans & Leases	Premises & Fixed Assets	Total Real Estate Owned	Intangible Assets
Cogent Bank	<b>78.57</b>	0.23	0.00	0.12
Sunrise Bank	<b>77.25</b>	1.54	0.00	0.00
<b>Commerce Bank &amp; Trust</b>	<b>73.13</b>	<b>0.13</b>	<b>0.00</b>	<b>0.00</b>
Axiom Bank, National Association	<b>72.42</b>	1.46	0.01	0.13
First National Bank Of Wauchula	<b>71.90</b>	1.35	0.00	0.00
Southstate Bank, National Association	<b>71.80</b>	1.11	0.00	4.51
Mainstreet Community Bank Of Florida	<b>69.29</b>	2.16	0.00	0.01
Bank Of Central Florida	<b>67.72</b>	1.56	0.00	0.02
First Colony Bank Of Florida	<b>61.60</b>	0.38	0.00	0.00
First Bank	<b>57.56</b>	1.98	0.00	0.00
Citizens Bank And Trust	<b>55.47</b>	1.30	0.00	0.00
Crews Bank & Trust	<b>55.12</b>	1.28	0.00	0.00
Winter Park National Bank	<b>54.44</b>	0.33	0.00	0.00
United Southern Bank	<b>44.97</b>	1.20	0.00	0.00
Surety Bank	<b>35.59</b>	1.23	0.00	0.00
The First National Bank Of Mount Dora	<b>32.30</b>	1.20	0.00	0.00
Citizens First Bank	<b>31.50</b>	1.39	0.00	0.44
Heartland National Bank	<b>21.04</b>	0.55	0.00	0.00

<b>Select Peer Average</b>	57.32	1.13	0.00	0.29
----------------------------	-------	------	------	------

**PEER GROUP COMPARISONS REPORT**  
*Central Florida Group*

**STATEMENT OF CONDITION (% OF TOTAL FUNDING SOURCES)**  
**For the nine months ended September 30, 2024**

Institution name	Non Interest Bearing Deps	Interest Bearing Deps	Total Deps	Total Fed Funds & Repos	Other Borrowed Money
Surety Bank	<b>47.25</b>	52.75	100.00	0.00	0.00
Crews Bank & Trust	<b>40.76</b>	59.15	99.91	0.09	0.00
Axiom Bank, National Association	<b>40.28</b>	59.72	100.00	0.00	0.00
The First National Bank Of Mount Dora	<b>38.06</b>	61.94	100.00	0.00	0.00
First Bank	<b>36.13</b>	63.87	100.00	0.00	0.00
First Colony Bank Of Florida	<b>36.11</b>	63.89	100.00	0.00	0.00
Citizens Bank And Trust	<b>33.74</b>	63.34	97.08	1.17	1.75
Bank Of Central Florida	<b>33.64</b>	66.36	100.00	0.00	0.00
<b>Commerce Bank &amp; Trust</b>	<b>31.41</b>	66.32	97.74	2.26	0.00
Mainstreet Community Bank Of Florida	<b>31.36</b>	66.05	97.40	0.00	2.60
First National Bank Of Wauchula	<b>27.73</b>	69.76	97.49	0.00	2.51
Southstate Bank, National Association	<b>27.18</b>	70.64	97.82	1.39	0.78
United Southern Bank	<b>26.25</b>	67.47	93.72	0.00	6.28
Cogent Bank	<b>25.05</b>	74.95	100.00	0.00	0.00
Heartland National Bank	<b>24.30</b>	72.73	97.03	2.97	0.00
Sunrise Bank	<b>22.83</b>	73.94	96.76	0.00	3.24
Winter Park National Bank	<b>20.63</b>	71.94	92.56	1.14	6.29
Citizens First Bank	<b>16.73</b>	79.93	96.66	3.34	0.00

<b>Select Peer Average</b>	31.08	66.93	98.01	0.69	1.30
----------------------------	-------	-------	-------	------	------

**PEER GROUP COMPARISONS REPORT**  
*Central Florida Group*

**YIELDS, COSTS & SPREADS - ASSET YIELDS**  
For the nine months ended September 30, 2024

Institution name	Yield on Earning Assets	Cost of Funds	Net Interest Margin	Avg Earning Assets/AA
First National Bank Of Wauchula	6.43	2.73	<b>4.61</b>	92.17
Axiom Bank, National Association	6.72	3.84	<b>4.52</b>	95.93
Cogent Bank	6.75	4.11	<b>3.94</b>	99.20
First Bank	4.81	1.91	<b>3.66</b>	94.27
Crews Bank & Trust	4.88	2.38	<b>3.64</b>	98.34
Surety Bank	5.65	3.12	<b>3.51</b>	73.61
Heartland National Bank	4.94	2.21	<b>3.40</b>	96.94
Bank Of Central Florida	5.06	2.67	<b>3.39</b>	97.08
Southstate Bank, National Association	5.05	2.52	<b>3.37</b>	91.05
First Colony Bank Of Florida	5.12	2.23	<b>3.16</b>	99.06
Mainstreet Community Bank Of Florida	4.77	2.50	<b>3.16</b>	94.34
Sunrise Bank	5.82	3.89	<b>3.13</b>	98.17
<b>Commerce Bank &amp; Trust</b>	<b>5.09</b>	<b>3.21</b>	<b>2.90</b>	<b>97.27</b>
United Southern Bank	3.97	1.48	<b>2.82</b>	96.36
Citizens First Bank	4.18	1.95	<b>2.48</b>	97.50
Winter Park National Bank	4.83	3.23	<b>2.46</b>	97.77
The First National Bank Of Mount Dora	3.75	2.32	<b>2.44</b>	97.89
Citizens Bank And Trust	3.92	2.55	<b>2.34</b>	96.76

<b>Select Peer Average</b>	5.10	2.71	3.31	95.21
----------------------------	------	------	------	-------