

Cogent Bank

Orlando, FL

Established

9/10/1999

Florida Bank and Thrift Performance Report

Table of Contents

Title	Page
PEER GROUP POSITION	1
EXECUTIVE SUMMARY	2
SELECTED FINANCIAL DATA	3
SECURITIES COMPOSITION	4
LOAN PORTFOLIO COMPOSITION	5
LOAN PORTFOLIO QUALITY	6
DEPOSIT BASE COMPOSITION	7
INTEREST INCOME COMPOSITION	8
INTEREST EXPENSE COMPOSITION	9
NONINTEREST INCOME COMPOSITION	10
NONINTEREST EXPENSE COMPOSITION	11
PEER GROUP COMPARISONS REPORT	12-22

FLORIDA BANKING TEAM

Ted Hacker, Steve Kania, Robert Brink, David Ajvazi, Erica Hines, Sacha Widmaier, Anthony Hagbartsen, Madeline Bogumil, Phillip Berdeguer, Andrew Joyce, Mai Tran, Meranda Joseph, Patricia Romero, Vanessa Hossler, Adam McCord, Allyson Wiitala, Jacob Ingram, Rachel Jean, Brendan Yosko, Martha Zubia, Stephanie Flores, Joshua Koelsch, Krishna Reddy, Jacob Frantzen, Sander Ocasio, Brian Katz, Nicholas Singh, Martin Gonzalez

Information contained herein was obtained from FIS is believed to be reliable however, accuracy is not guaranteed and all peer and state averages are simple averages.

PEER GROUP POSITION
For the
Central Florida Group

For the nine months ended September 30, 2024

Institution name	Total Assets (\$'000's)
Southstate Bank, National Association	46,071,510
Citizens First Bank	3,899,117
Crews Bank & Trust	2,129,178
Cogent Bank	1,926,188
Citizens Bank And Trust	1,363,784
Bank Of Central Florida	1,117,421
United Southern Bank	852,835
Winter Park National Bank	845,000
Mainstreet Community Bank Of Florida	839,200
Axiom Bank, National Association	815,136
First Bank	729,021
Heartland National Bank	723,390
Sunrise Bank	577,407
The First National Bank Of Mount Dora	358,220
First Colony Bank Of Florida	316,544
Surety Bank	205,765
Commerce Bank & Trust	172,375
First National Bank Of Wauchula	90,799

Institution name	Return on Avg Assets (%)
Surety Bank	2.64
Crews Bank & Trust	1.68
Heartland National Bank	1.62
First Colony Bank Of Florida	1.58
Cogent Bank	1.36
First Bank	1.25
Southstate Bank, National Association	1.19
Bank Of Central Florida	1.10
First National Bank Of Wauchula	1.00
Sunrise Bank	0.97
Winter Park National Bank	0.95
Citizens First Bank	0.93
The First National Bank Of Mount Dora	0.90
United Southern Bank	0.77
Commerce Bank & Trust	0.64
Mainstreet Community Bank Of Florida	0.61
Citizens Bank And Trust	0.56
Axiom Bank, National Association	0.51

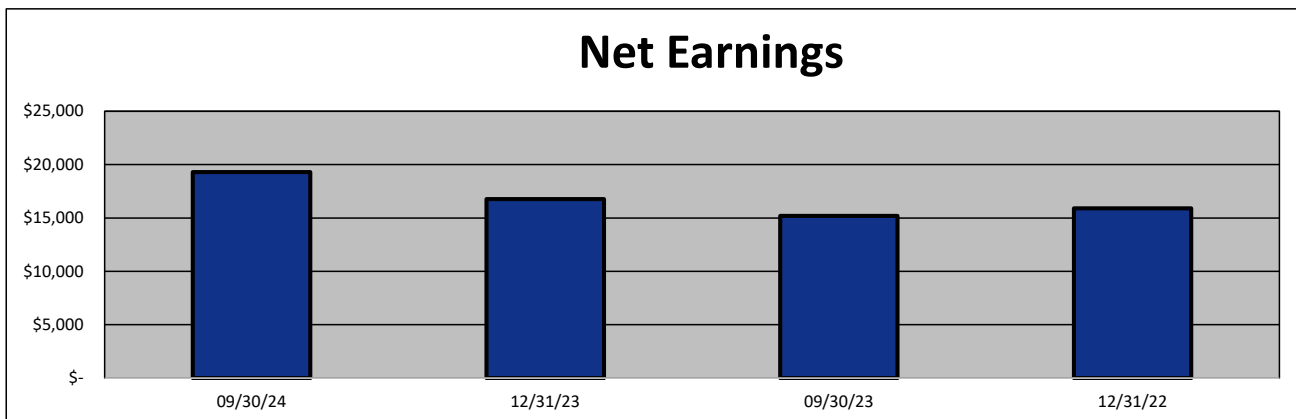
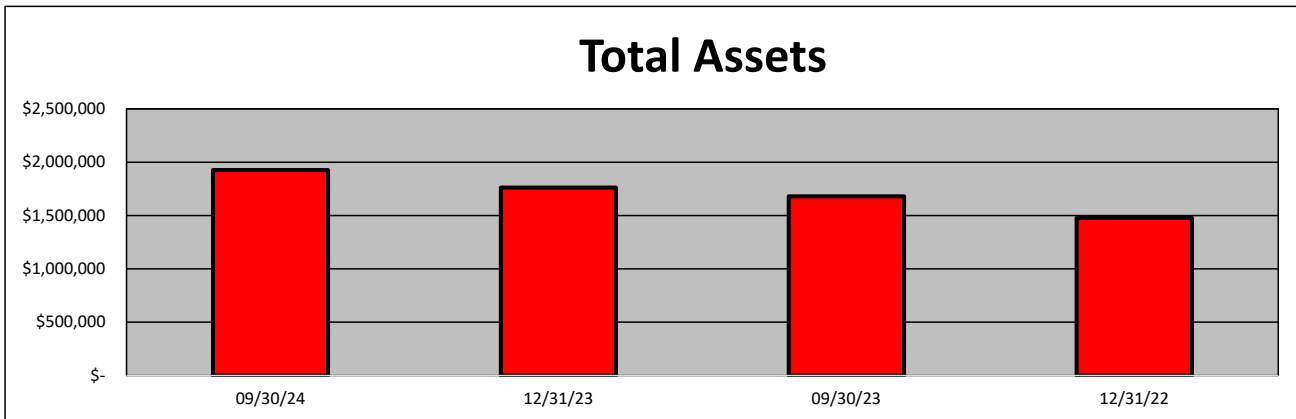
EXECUTIVE SUMMARY - Cogent Bank
(Percentage)

Period Ending	09/30/24	12/31/23	09/30/23	12/31/22	State Avg.	Peer Avg.
CAPITAL RATIOS						
Equity/Assets	8.82	7.89	8.00	8.05	9.87	8.59
Leverage Ratio	8.68	8.11	8.37	8.93	10.70	9.77
Tier 1 Cap/Risk Based Assets	10.68	9.87	10.69	10.19	12.49	11.92
Risk Based Ratio	11.81	11.07	11.94	11.42	13.34	12.80
Common Equity Tier 1 Capital Ratio	10.68	9.87	10.69	10.19	12.45	11.92
BALANCE SHEET RATIOS:						
Loan/Deposit Ratio	87.82	90.40	90.45	97.07	75.65	65.71
Loans/Assets	79.54	80.66	82.01	82.98	63.44	58.21
Securities/Assets	16.97	14.91	14.23	13.24	20.01	26.83
PROFITABILITY:						
Return on Avg Assets	1.36	1.03	1.27	1.24	0.75	1.13
Return on Avg Equity	16.85	12.92	15.91	14.73	10.06	15.80
Nonint Income/Avg Assets	0.77	0.33	0.35	0.53	0.79	0.79
Net Overhead Ratio	1.94	2.15	2.26	2.15	2.14	1.72
Efficiency Ratio	57.30	56.25	58.36	56.53	72.20	62.63
Assets (per million) per Employee	8.16	8.68	8.19	8.39	10.50	9.19
ASSET QUALITY:						
Allowance/Loans	1.11	1.14	1.14	1.22	1.29	1.49
Nonperforming Loans/Total Loans	0.49	0.92	0.56	0.35	0.55	0.53
Nonperforming Assets/Total Assets	0.39	0.75	0.47	0.29	0.37	0.33
Adjusted Texas Ratio	4.05	8.57	5.26	3.22	3.62	4.36
YIELDS & COSTS:						
Yield on earning assets	6.75	6.20	6.08	4.66	5.49	5.10
Cost of funds	4.11	3.39	3.18	0.84	3.09	2.71
Net interest margin	3.94	4.06	4.11	4.19	2.88	3.31
Avg Earning Assets/Avg Assets	99.20	99.31	99.22	100.07	96.03	95.21

SELECTED FINANCIAL DATA - Cogent Bank
(Dollars in Thousands)

As of:	09/30/24	12/31/23	09/30/23	12/31/22	\$ Change 12 MTHS	% Change 12 MTHS
Total Assets	1,926,188	1,762,087	1,679,641	1,476,523	246,547	14.68
Cash and Equivalents	59,581	67,689	53,335	45,190	6,246	11.71
Securities	326,963	262,703	239,016	195,510	87,947	36.80
Loans, net	1,532,023	1,421,338	1,377,545	1,225,265	154,478	11.21
Deposit Accounts	1,744,520	1,572,200	1,522,910	1,262,196	221,610	14.55
Fed Funds & Repos	-	-	-	-	-	NA
Total Equity	169,956	139,100	134,330	118,867	35,626	26.52

Period Ending	09/30/24	12/31/23	09/30/23	12/31/22	\$ Change 12 MTHS	% Change 12 MTHS
Net Earnings	19,311	16,763	15,199	15,915	4,112	27.05
Interest Income	94,990	100,532	72,164	59,651	22,826	31.63
Interest Expense	39,584	34,684	23,436	6,007	16,148	68.90
Net Interest Income	55,406	65,848	48,728	53,644	6,678	13.70
Prov for Credit Losses	2,676	8,530	1,730	4,993	946	54.68
Noninterest income	10,867	5,328	4,141	6,767	6,726	162.42
Gain on Sale of Securities	143	-	-	-	143	NA
Noninterest Expense	38,393	40,465	31,170	34,244	7,223	23.17
Net Operating Income	25,204	22,181	19,969	21,174	5,235	26.22
Income Taxes	6,339	5,418	4,770	5,259	1,569	32.89

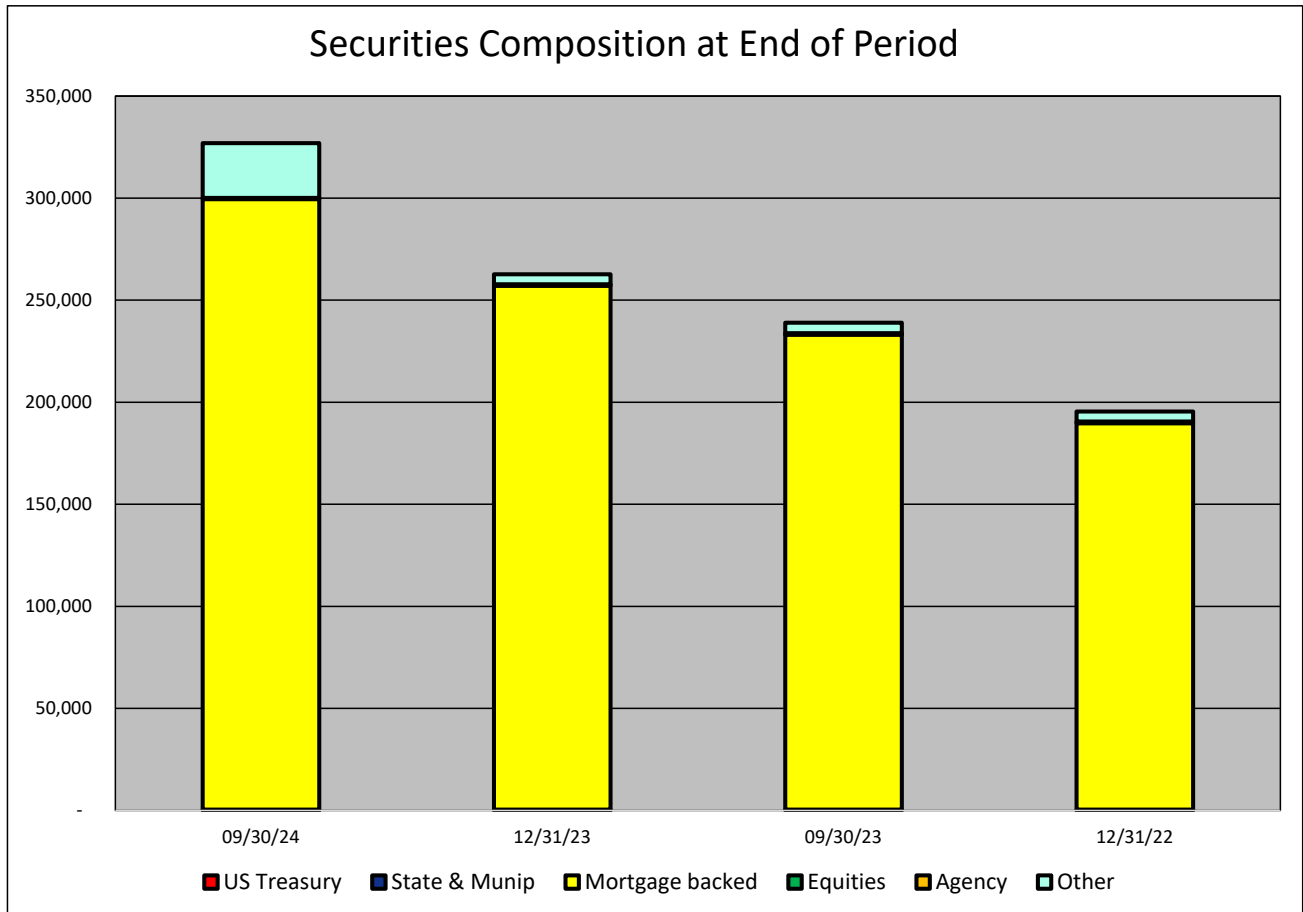


SECURITIES COMPOSITION - Cogent Bank
(Dollars in Thousands)

As of:	09/30/24	12/31/23	09/30/23	12/31/22	\$ Change 12 MTHS	% Change 12 MTHS
--------	----------	----------	----------	----------	----------------------	---------------------

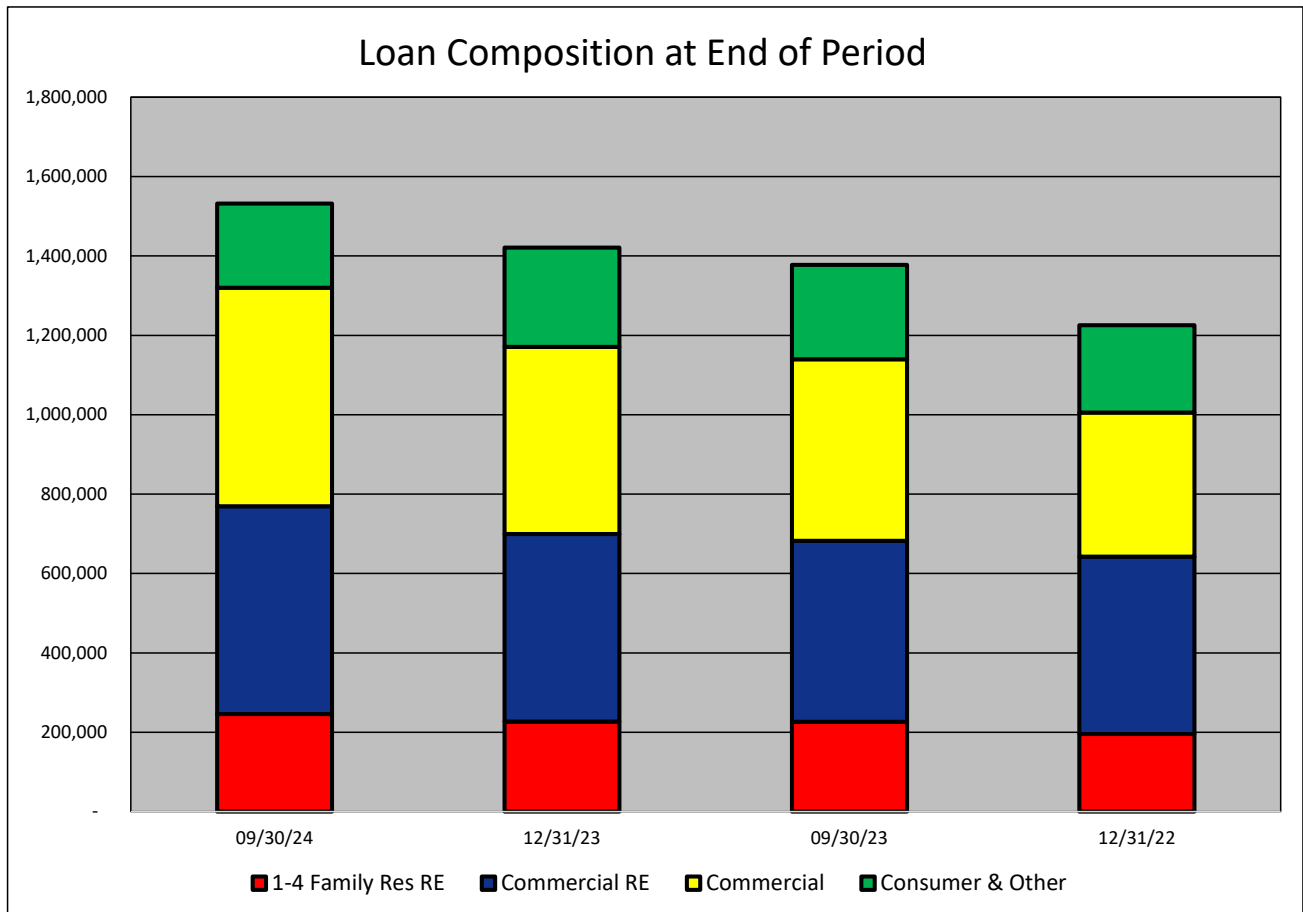
SECURITIES CATEGORY:

US Treasury	-	-	-	-	-	NA
State & Munip	473	465	428	488	45	10.51
Mortgage backed	299,025	256,570	232,676	189,235	66,349	28.52
Equities	-	-	-	-	-	NA
Agency	626	718	712	883	(86)	(12.08)
Other	26,839	4,950	5,200	4,904	21,639	416.13
Total Securities	326,963	262,703	239,016	195,510	87,947	36.80



LOAN PORTFOLIO COMPOSITION - Cogent Bank
(Dollars in Thousands)

As of:	09/30/24	12/31/23	09/30/23	12/31/22	\$ Change 12 MTHS	% Change 12 MTHS
LOAN CATEGORY:						
1-4 Family Res RE	246,125	226,537	226,416	195,358	19,709	8.70
Commercial RE	523,223	473,106	455,757	447,229	67,466	14.80
Commercial	550,814	471,207	457,310	362,557	93,504	20.45
Consumer & Other	211,861	250,488	238,062	220,121	(26,201)	(11.01)
Loans, Net	1,532,023	1,421,338	1,377,545	1,225,265	154,478	11.21



LOAN PORTFOLIO QUALITY - Cogent Bank
(Dollars in Thousands)

As of:	09/30/24	12/31/23	09/30/23	12/31/22	\$ Change 12 MTHS	% Change 12 MTHS
--------	----------	----------	----------	----------	----------------------	---------------------

ALLOWANCE FOR CREDIT LOSSES (LOANS):

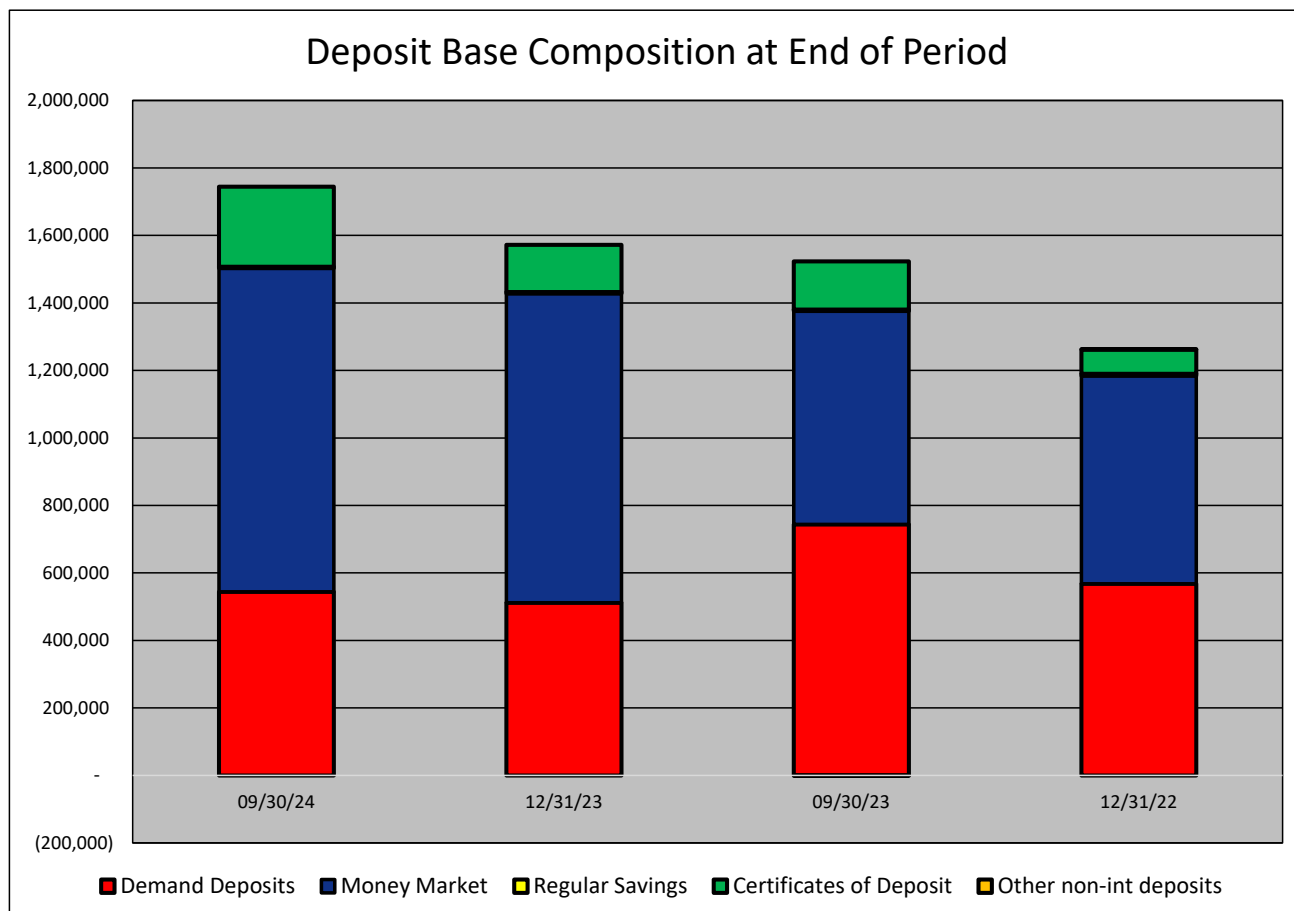
Beginning Balance	16,208	14,955	14,955	9,937	1,253	8.38
Total Recoveries	11	17	15	29	(4)	(26.67)
Total Charge-offs	1,844	6,373	123	4	1,721	1,399.19
Provision Expense	2,676	8,530	1,730	4,993	946	54.68
Writedown Transfer Loans HFS	-	-	-	-	-	NA
Adjustments	-	(921)	(921)	-	921	(100.00)
Ending Balance	17,051	16,208	15,656	14,955	1,395	8.91

NON-PERFORMING ASSETS:

Total-90+ Days Past Due	-	-	-	-	-	NA
Total-Nonaccrual	7,569	13,061	7,646	4,306	(77)	(1.01)
Foreclosed Real Estate	-	234	234	-	(234)	(100.00)
Total Non-perf Assets	7,569	13,295	7,880	4,306	(311)	(3.95)

DEPOSIT BASE COMPOSITION - Cogent Bank
(Dollars in Thousands)

As of:	09/30/24	12/31/23	09/30/23	12/31/22	\$ Change 12 MTHS	% Change 12 MTHS
DEPOSIT BASE CATEGORY:						
Demand Deposits	543,752	511,477	743,517	568,087	(199,765)	(26.87)
Money Market	959,525	916,834	632,439	616,171	327,086	51.72
Regular Savings	3,674	4,052	4,135	5,802	(461)	(11.15)
Certificates of Deposit	237,569	139,837	142,820	72,135	94,749	66.34
Other non-int deposits	-	-	(1)	1	1	(100.00)
Total Deposits	1,744,520	1,572,200	1,522,910	1,262,196	221,610	14.55

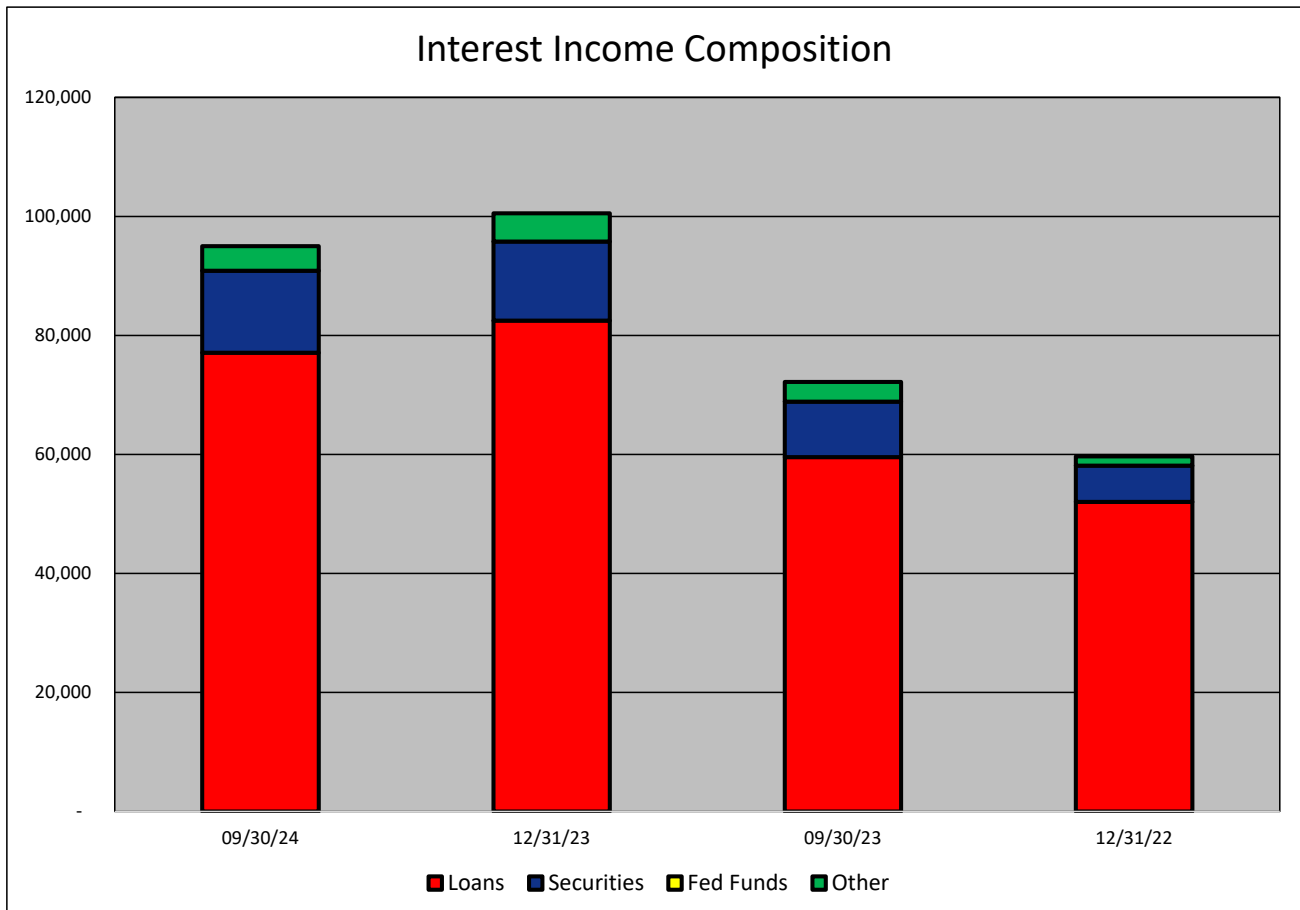


INTEREST INCOME COMPOSITION- Cogent Bank
(Dollars in Thousands)

As of:	09/30/24	12/31/23	09/30/23	12/31/22	\$ Change 12 MTHS	% Change 12 MTHS
--------	----------	----------	----------	----------	----------------------	---------------------

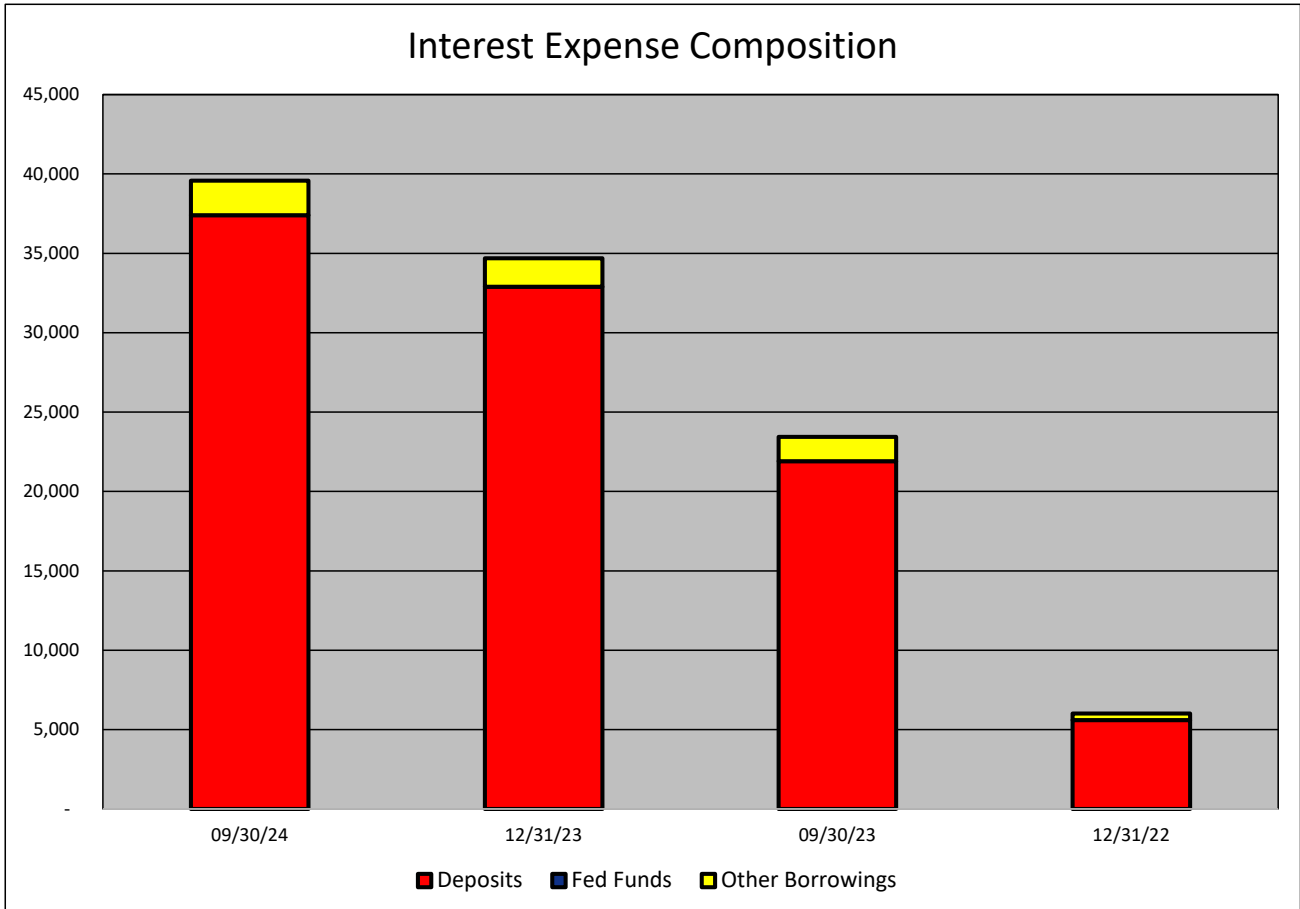
INTEREST INCOME CATEGORY

Loans	77,078	82,485	59,555	52,033	17,523	29.42
Securities	13,791	13,306	9,331	6,079	4,460	47.80
Fed Funds	-	-	-	-	-	NA
Other	4,121	4,741	3,278	1,539	843	25.72
Total Int Income	94,990	100,532	72,164	59,651	22,826	31.63



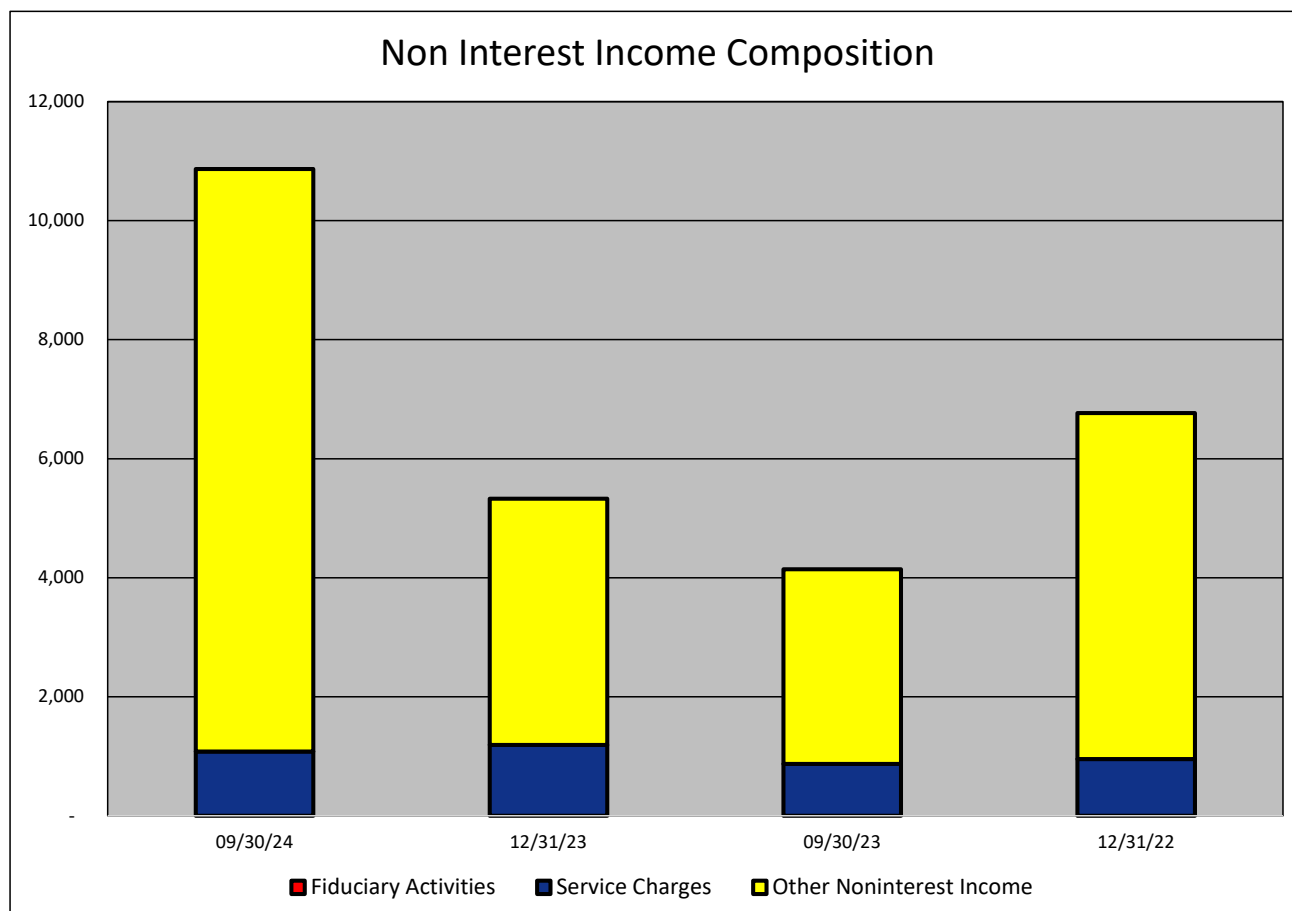
INTEREST EXPENSE COMPOSITION- Cogent Bank
(Dollars in Thousands)

As of:	09/30/24	12/31/23	09/30/23	12/31/22	\$ Change 12 MTHS	% Change 12 MTHS
INTEREST EXPENSE CATEGORY						
Deposits	37,403	32,893	21,911	5,601	15,492	70.70
Fed Funds	-	-	-	-	-	NA
Other Borrowings	2,181	1,791	1,525	406	656	43.02
Total Int Expense	39,584	34,684	23,436	6,007	16,148	68.90



NONINTEREST INCOME COMPOSITION- Cogent Bank
(Dollars in Thousands)

As of:	09/30/24	12/31/23	09/30/23	12/31/22	\$ Change 12 MTHS	% Change 12 MTHS
NONINTEREST INCOME CATEGORY						
Fiduciary Activities	-	-	-	-	-	NA
Service Charges	1,078	1,191	872	954	206	23.62
Other Noninterest Income	9,789	4,137	3,269	5,813	6,520	199.45
Total Nonint. Income	10,867	5,328	4,141	6,767	6,726	162.42

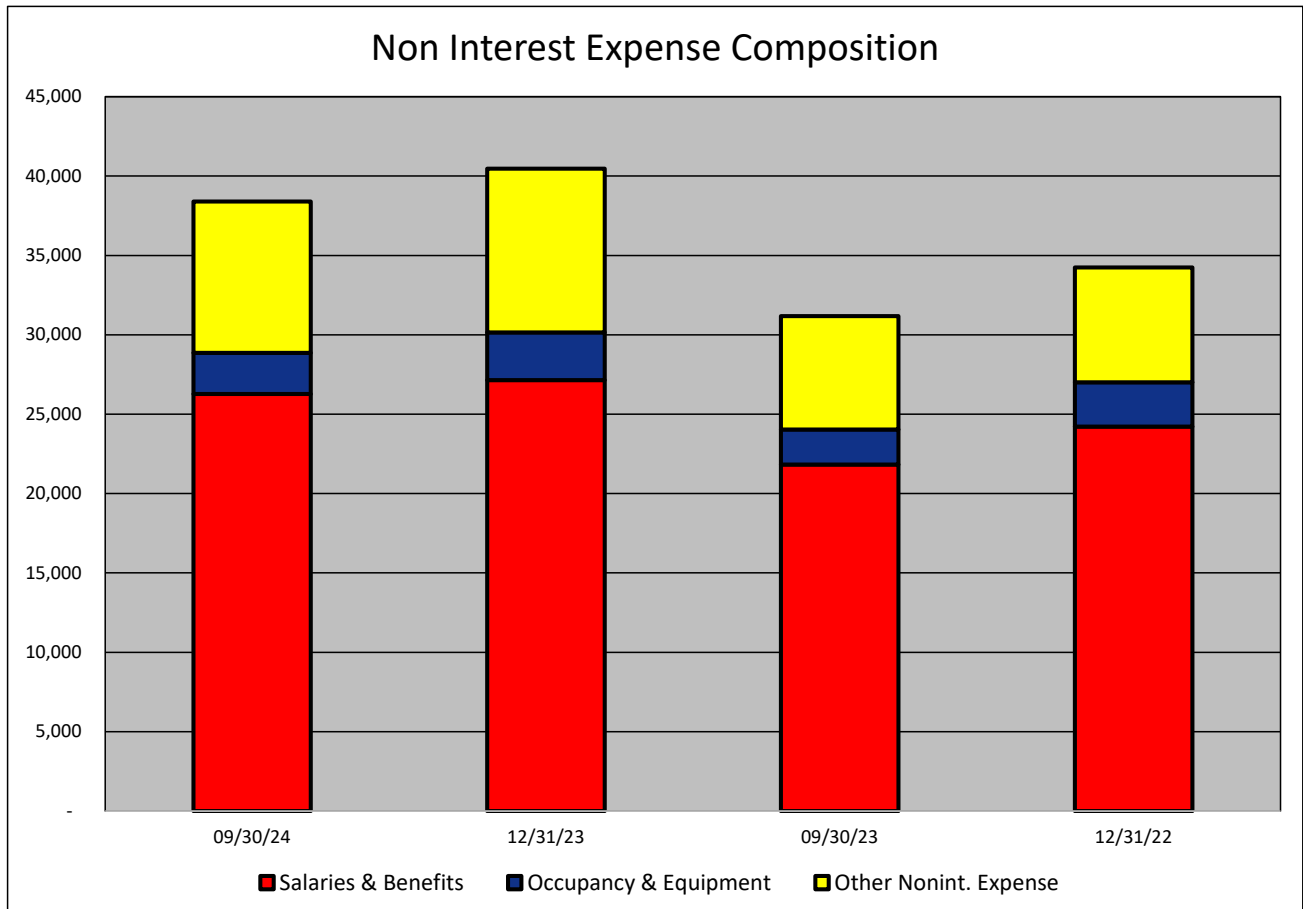


NONINTEREST EXPENSE COMPOSITION- Cogent Bank
(Dollars in Thousands)

As of:	09/30/24	12/31/23	09/30/23	12/31/22	\$ Change 12 MTHS	% Change 12 MTHS
--------	----------	----------	----------	----------	----------------------	---------------------

NONINTEREST EXPENSE CATEGORY

Salaries & Benefits	26,270	27,149	21,826	24,211	4444	20.36
Occupancy & Equipment	2,596	2,996	2,212	2,796	384	17.36
Other Nonint. Expense	9,527	10,320	7,132	7,237	2395	33.58
Total Nonint. Expense	38,393	40,465	31,170	34,244	7223	23.17



PEER GROUP COMPARISONS REPORT
Central Florida Group

BALANCE SHEET

Institution name	Total Assets \$000		% Change in Assets
	This Year	Last Year	
Sunrise Bank	577,407	475,513	21.43
First Colony Bank Of Florida	316,544	270,407	17.06
Cogent Bank	1,926,188	1,679,641	14.68
Winter Park National Bank	845,000	756,705	11.67
Surety Bank	205,765	188,254	9.30
Mainstreet Community Bank Of Florida	839,200	791,380	6.04
Citizens Bank And Trust	1,363,784	1,288,984	5.80
First National Bank Of Wauchula	90,799	85,989	5.59
Citizens First Bank	3,899,117	3,704,723	5.25
First Bank	729,021	694,913	4.91
Commerce Bank & Trust	172,375	167,161	3.12
Bank Of Central Florida	1,117,421	1,085,672	2.92
Southstate Bank, National Association	46,071,510	44,975,911	2.44
Heartland National Bank	723,390	714,025	1.31
Axiom Bank, National Association	815,136	824,400	(1.12)
Crews Bank & Trust	2,129,178	2,162,337	(1.53)
United Southern Bank	852,835	885,844	(3.73)
The First National Bank Of Mount Dora	358,220	383,020	(6.47)

Select Peer Average	3,501,827	3,396,382	5.48
----------------------------	-----------	-----------	------

PEER GROUP COMPARISONS REPORT
Central Florida Group

BALANCE SHEET

Institution name	Total Loans \$000		% Change in Loans
	This Year	Last Year	
Sunrise Bank	451,435	373,357	20.91
Mainstreet Community Bank Of Florida	589,433	491,721	19.87
Winter Park National Bank	467,807	397,769	17.61
First Colony Bank Of Florida	198,059	169,168	17.08
Axiom Bank, National Association	597,914	519,588	15.07
Commerce Bank & Trust	127,846	112,482	13.66
Bank Of Central Florida	763,948	683,522	11.77
Cogent Bank	1,532,023	1,377,545	11.21
Citizens Bank And Trust	764,375	700,151	9.17
United Southern Bank	392,885	361,741	8.61
The First National Bank Of Mount Dora	117,757	109,865	7.18
Southstate Bank, National Association	33,835,236	32,044,116	5.59
Crews Bank & Trust	1,195,576	1,135,048	5.33
First Bank	426,947	410,155	4.09
Citizens First Bank	1,259,430	1,226,051	2.72
Heartland National Bank	154,873	152,710	1.42
Surety Bank	74,341	75,011	(0.89)
First National Bank Of Wauchula	66,300	68,628	(3.39)

Select Peer Average	2,389,788	2,244,924	9.28
----------------------------	------------------	------------------	-------------

PEER GROUP COMPARISONS REPORT
Central Florida Group

CAPITAL RATIOS
For the nine months ended September 30, 2024

Institution name	Equity/ Assets	Leverage Ratio	Tier 1 Risk- based Ratio	Risk based Capital Ratio	Common Equity Tier 1 Capital Ratio
Citizens First Bank	11.17	12.93	19.11	20.07	19.11
Surety Bank	9.82	12.48	24.45	25.53	24.45
The First National Bank Of Mount Dora	9.68	11.82	16.62	17.54	16.62
First National Bank Of Wauchula	10.20	11.36	0.00	0.00	0.00
Axiom Bank, National Association	11.38	11.03	13.41	14.63	13.41
Crews Bank & Trust	11.00	10.88	0.00	0.00	0.00
Southstate Bank, National Association	13.41	10.59	13.15	14.41	13.15
Heartland National Bank	8.94	9.52	27.83	28.92	27.83
Sunrise Bank	8.07	9.31	0.00	0.00	0.00
United Southern Bank	5.60	9.19	16.43	17.68	16.43
First Bank	9.10	9.17	14.86	16.11	14.86
Commerce Bank & Trust	6.54	9.09	11.75	13.01	11.75
Mainstreet Community Bank Of Florida	7.71	8.86	0.00	0.00	0.00
Cogent Bank	8.82	8.68	10.68	11.81	10.68
First Colony Bank Of Florida	7.87	8.66	11.91	13.16	11.91
Bank Of Central Florida	7.19	8.26	11.69	12.61	11.69
Citizens Bank And Trust	2.61	7.44	12.00	12.93	12.00
Winter Park National Bank	5.43	6.62	10.70	11.96	10.70

Select Peer Average	8.59	9.77	11.92	12.80	11.92
----------------------------	------	------	-------	-------	-------

PEER GROUP COMPARISONS REPORT
Central Florida Group

BALANCE SHEET RATIOS
For the nine months ended September 30, 2024

Institution name	Loans/ Deposits	Gross Loans/ Assets	Securities/ Assets
Southstate Bank, National Association	89.63	73.44	14.90
Sunrise Bank	88.83	78.18	14.57
Cogent Bank	87.82	79.54	16.97
First National Bank Of Wauchula	85.37	73.02	6.32
Axiom Bank, National Association	83.83	73.35	7.25
Commerce Bank & Trust	81.81	74.17	15.14
Mainstreet Community Bank Of Florida	78.65	70.24	22.09
Bank Of Central Florida	74.38	68.37	18.26
First Colony Bank Of Florida	68.34	62.57	17.27
First Bank	64.95	58.56	25.58
Winter Park National Bank	63.60	55.36	27.75
Crews Bank & Trust	63.52	56.15	28.82
Citizens Bank And Trust	59.88	56.05	40.28
United Southern Bank	52.66	46.07	40.28
Surety Bank	40.31	36.13	15.98
Citizens First Bank	37.98	32.30	62.56
The First National Bank Of Mount Dora	36.86	32.87	58.05
Heartland National Bank	24.42	21.41	50.82

Select Peer Average	65.71	58.21	26.83
----------------------------	--------------	--------------	--------------

PEER GROUP COMPARISONS REPORT
Central Florida Group

PROFITABILITY RATIOS
For the nine months ended September 30, 2024

Institution name	Avg Total Assets (\$000)	Return on Avg Assets	Return on Avg Equity
Surety Bank	203,893	2.64	27.98
Crews Bank & Trust	2,156,406	1.68	16.09
Heartland National Bank	721,974	1.62	20.15
First Colony Bank Of Florida	307,721	1.58	20.01
Cogent Bank	1,890,314	1.36	16.85
First Bank	733,472	1.25	14.97
Southstate Bank, National Association	46,156,319	1.19	9.30
Bank Of Central Florida	1,115,434	1.10	16.60
First National Bank Of Wauchula	90,014	1.00	10.41
Sunrise Bank	535,153	0.97	12.49
Winter Park National Bank	822,270	0.95	18.12
Citizens First Bank	3,899,649	0.93	9.25
The First National Bank Of Mount Dora	368,077	0.90	10.49
United Southern Bank	920,807	0.77	18.27
Commerce Bank & Trust	174,598	0.64	10.86
Mainstreet Community Bank Of Florida	812,929	0.61	8.45
Citizens Bank And Trust	1,421,567	0.56	39.26
Axiom Bank, National Association	843,751	0.51	4.78

Select Peer Average	3,509,686	1.13	15.80
----------------------------	-----------	------	-------

PEER GROUP COMPARISONS REPORT
Central Florida Group

PROFITABILITY RATIOS
For the nine months ended September 30, 2024

Institution name	Noninterest Income/AA	Net Overhead Ratio	Efficiency Ratio	Assets (per million) per Employee
Heartland National Bank	0.25	1.13	39.00	13.40
Winter Park National Bank	0.06	1.02	43.59	27.26
First Colony Bank Of Florida	0.12	1.55	49.58	16.66
Citizens First Bank	0.59	1.01	51.91	9.70
Surety Bank	3.47	(0.06)	55.20	5.56
Bank Of Central Florida	0.24	1.77	56.92	10.44
Cogent Bank	0.77	1.94	57.30	8.16
Southstate Bank, National Association	0.70	1.48	57.43	8.96
First Bank	0.67	1.75	58.40	6.88
Crews Bank & Trust	0.81	1.78	58.49	5.88
Sunrise Bank	0.06	2.01	65.81	9.62
United Southern Bank	0.59	1.69	68.51	5.54
Mainstreet Community Bank Of Florida	0.36	1.95	69.37	8.07
The First National Bank Of Mount Dora	2.62	1.40	76.61	4.32
Commerce Bank & Trust	0.22	2.17	77.40	8.21
Citizens Bank And Trust	0.70	1.64	78.48	7.07
First National Bank Of Wauchula	0.82	3.24	80.08	4.13
Axiom Bank, National Association	1.14	3.42	83.25	5.66

Select Peer Average	0.79	1.72	62.63	9.19
----------------------------	------	------	-------	------

PEER GROUP COMPARISONS REPORT
Central Florida Group

ASSET QUALITY RATIOS
For the nine months ended September 30, 2024

Institution name	Allowance/ Loans	Nonperf Loans/ Total Loans	Nonperf Assets/ Total Assets	Adjusted Texas Ratio
Commerce Bank & Trust	1.40	0.00	0.00	0.00
Bank Of Central Florida	0.95	0.00	0.00	0.00
First Colony Bank Of Florida	1.55	0.00	0.00	0.00
Crews Bank & Trust	1.84	0.03	0.02	0.14
Citizens First Bank	1.69	0.18	0.06	0.48
First Bank	1.71	0.09	0.06	0.27
Heartland National Bank	1.59	0.33	0.07	0.76
The First National Bank Of Mount Dora	1.75	0.22	0.07	0.71
Surety Bank	1.49	0.46	0.17	1.60
United Southern Bank	2.39	0.44	0.20	3.02
Winter Park National Bank	1.67	0.57	0.32	4.99
Cogent Bank	1.11	0.49	0.39	4.05
Southstate Bank, National Association	1.38	0.56	0.41	3.35
Sunrise Bank	1.19	0.53	0.42	0.96
First National Bank Of Wauchula	1.52	0.83	0.61	5.38
Mainstreet Community Bank Of Florida	1.25	1.09	0.77	8.96
Citizens Bank And Trust	1.03	1.82	1.02	32.07
Axiom Bank, National Association	1.27	1.88	1.43	11.75

Select Peer Average	1.49	0.53	0.33	4.36
----------------------------	------	------	------	------

PEER GROUP COMPARISONS REPORT
Central Florida Group

STATEMENT OF CONDITION (% OF ASSETS)
For the nine months ended September 30, 2024

Institution name	Cash & Nointerest bearing Deps	Interest- bearing Bal	Fed Funds Sold & Repos	Held to Maturity Secs	Available for Sale Secs
Surety Bank	24.38	19.39	0.00	0.00	15.98
First National Bank Of Wauchula	6.29	10.22	0.00	0.00	6.32
First Bank	2.28	8.63	1.42	0.00	25.58
Mainstreet Community Bank Of Florida	1.49	1.72	0.08	0.00	22.09
Commerce Bank & Trust	1.39	6.74	0.00	0.00	15.14
Southstate Bank, National Association	1.23	1.40	0.01	5.00	9.91
First Colony Bank Of Florida	1.13	18.99	0.00	9.68	7.59
Axiom Bank, National Association	1.02	14.92	0.00	0.00	7.25
Heartland National Bank	1.01	24.44	0.00	0.00	50.82
Sunrise Bank	1.00	4.57	0.00	0.87	13.70
Crews Bank & Trust	0.89	13.17	0.00	21.15	7.67
Winter Park National Bank	0.88	14.73	0.00	17.58	10.16
United Southern Bank	0.85	8.02	0.00	1.03	39.25
Citizens First Bank	0.73	0.19	1.36	0.00	62.56
Bank Of Central Florida	0.57	9.76	0.00	0.00	18.26
The First National Bank Of Mount Dora	0.51	2.57	0.00	0.00	58.05
Citizens Bank And Trust	0.25	0.93	0.00	0.00	40.28
Cogent Bank	0.11	2.98	0.00	0.00	16.97

Select Peer Average	2.56	9.08	0.16	3.07	23.75
----------------------------	------	------	------	------	-------

PEER GROUP COMPARISONS REPORT
Central Florida Group

STATEMENT OF CONDITION (% OF ASSETS)
For the nine months ended September 30, 2024

Institution name	Net Loans & Leases	Premises & Fixed Assets	Total Real Estate Owned	Intangible Assets
Cogent Bank	78.57	0.23	0.00	0.12
Sunrise Bank	77.25	1.54	0.00	0.00
Commerce Bank & Trust	73.13	0.13	0.00	0.00
Axiom Bank, National Association	72.42	1.46	0.01	0.13
First National Bank Of Wauchula	71.90	1.35	0.00	0.00
Southstate Bank, National Association	71.80	1.11	0.00	4.51
Mainstreet Community Bank Of Florida	69.29	2.16	0.00	0.01
Bank Of Central Florida	67.72	1.56	0.00	0.02
First Colony Bank Of Florida	61.60	0.38	0.00	0.00
First Bank	57.56	1.98	0.00	0.00
Citizens Bank And Trust	55.47	1.30	0.00	0.00
Crews Bank & Trust	55.12	1.28	0.00	0.00
Winter Park National Bank	54.44	0.33	0.00	0.00
United Southern Bank	44.97	1.20	0.00	0.00
Surety Bank	35.59	1.23	0.00	0.00
The First National Bank Of Mount Dora	32.30	1.20	0.00	0.00
Citizens First Bank	31.50	1.39	0.00	0.44
Heartland National Bank	21.04	0.55	0.00	0.00

Select Peer Average	57.32	1.13	0.00	0.29
----------------------------	--------------	-------------	-------------	-------------

PEER GROUP COMPARISONS REPORT
Central Florida Group

STATEMENT OF CONDITION (% OF TOTAL FUNDING SOURCES)
For the nine months ended September 30, 2024

Institution name	Non Interest Bearing Deps	Interest Bearing Deps	Total Deps	Total Fed Funds & Repos	Other Borrowed Money
Surety Bank	47.25	52.75	100.00	0.00	0.00
Crews Bank & Trust	40.76	59.15	99.91	0.09	0.00
Axiom Bank, National Association	40.28	59.72	100.00	0.00	0.00
The First National Bank Of Mount Dora	38.06	61.94	100.00	0.00	0.00
First Bank	36.13	63.87	100.00	0.00	0.00
First Colony Bank Of Florida	36.11	63.89	100.00	0.00	0.00
Citizens Bank And Trust	33.74	63.34	97.08	1.17	1.75
Bank Of Central Florida	33.64	66.36	100.00	0.00	0.00
Commerce Bank & Trust	31.41	66.32	97.74	2.26	0.00
Mainstreet Community Bank Of Florida	31.36	66.05	97.40	0.00	2.60
First National Bank Of Wauchula	27.73	69.76	97.49	0.00	2.51
Southstate Bank, National Association	27.18	70.64	97.82	1.39	0.78
United Southern Bank	26.25	67.47	93.72	0.00	6.28
Cogent Bank	25.05	74.95	100.00	0.00	0.00
Heartland National Bank	24.30	72.73	97.03	2.97	0.00
Sunrise Bank	22.83	73.94	96.76	0.00	3.24
Winter Park National Bank	20.63	71.94	92.56	1.14	6.29
Citizens First Bank	16.73	79.93	96.66	3.34	0.00

Select Peer Average	31.08	66.93	98.01	0.69	1.30
----------------------------	-------	-------	-------	------	------

PEER GROUP COMPARISONS REPORT
Central Florida Group

YIELDS, COSTS & SPREADS - ASSET YIELDS
For the nine months ended September 30, 2024

Institution name	Yield on Earning Assets	Cost of Funds	Net Interest Margin	Avg Earning Assets/AA
First National Bank Of Wauchula	6.43	2.73	4.61	92.17
Axiom Bank, National Association	6.72	3.84	4.52	95.93
Cogent Bank	6.75	4.11	3.94	99.20
First Bank	4.81	1.91	3.66	94.27
Crews Bank & Trust	4.88	2.38	3.64	98.34
Surety Bank	5.65	3.12	3.51	73.61
Heartland National Bank	4.94	2.21	3.40	96.94
Bank Of Central Florida	5.06	2.67	3.39	97.08
Southstate Bank, National Association	5.05	2.52	3.37	91.05
First Colony Bank Of Florida	5.12	2.23	3.16	99.06
Mainstreet Community Bank Of Florida	4.77	2.50	3.16	94.34
Sunrise Bank	5.82	3.89	3.13	98.17
Commerce Bank & Trust	5.09	3.21	2.90	97.27
United Southern Bank	3.97	1.48	2.82	96.36
Citizens First Bank	4.18	1.95	2.48	97.50
Winter Park National Bank	4.83	3.23	2.46	97.77
The First National Bank Of Mount Dora	3.75	2.32	2.44	97.89
Citizens Bank And Trust	3.92	2.55	2.34	96.76
Select Peer Average	5.10	2.71	3.31	95.21