

# Citizens First Bank

The Villages, FL

Established

7/1/1991

## Florida Bank and Thrift Performance Report

### Table of Contents

<b>Title</b>	<b>Page</b>
PEER GROUP POSITION	1
EXECUTIVE SUMMARY	2
SELECTED FINANCIAL DATA	3
SECURITIES COMPOSITION	4
LOAN PORTFOLIO COMPOSITION	5
LOAN PORTFOLIO QUALITY	6
DEPOSIT BASE COMPOSITION	7
INTEREST INCOME COMPOSITION	8
INTEREST EXPENSE COMPOSITION	9
NONINTEREST INCOME COMPOSITION	10
NONINTEREST EXPENSE COMPOSITION	11
PEER GROUP COMPARISONS REPORT	12-22

---

#### FLORIDA BANKING TEAM

Ted Hacker, Steve Kania, Robert Brink, David Ajvazi, Erica Hines, Sacha Widmaier, Anthony Hagbartsen, Madeline Bogumil, Phillip Berdeguer, Andrew Joyce, Mai Tran, Meranda Joseph, Patricia Romero, Vanessa Hossler, Adam McCord, Allyson Wiitala, Jacob Ingram, Rachel Jean, Brendan Yosko, Martha Zubia, Stephanie Flores, Joshua Koelsch, Krishna Reddy, Jacob Frantzen, Sander Ocasio, Brian Katz, Nicholas Singh, Martin Gonzalez

Information contained herein was obtained from FIS is believed to be reliable however, accuracy is not guaranteed and all peer and state averages are simple averages.

**PEER GROUP POSITION**  
**For the**  
**Central Florida Group**

**For the nine months ended September 30, 2024**

Institution name	Total Assets (\$'000's)
Southstate Bank, National Association	46,071,510
Citizens First Bank	3,899,117
Crews Bank & Trust	2,129,178
Cogent Bank	1,926,188
Citizens Bank And Trust	1,363,784
Bank Of Central Florida	1,117,421
United Southern Bank	852,835
Winter Park National Bank	845,000
Mainstreet Community Bank Of Florida	839,200
Axiom Bank, National Association	815,136
First Bank	729,021
Heartland National Bank	723,390
Sunrise Bank	577,407
The First National Bank Of Mount Dora	358,220
First Colony Bank Of Florida	316,544
Surety Bank	205,765
Commerce Bank & Trust	172,375
First National Bank Of Wauchula	90,799

Institution name	Return on Avg Assets (%)
Surety Bank	2.64
Crews Bank & Trust	1.68
Heartland National Bank	1.62
First Colony Bank Of Florida	1.58
Cogent Bank	1.36
First Bank	1.25
Southstate Bank, National Association	1.19
Bank Of Central Florida	1.10
First National Bank Of Wauchula	1.00
Sunrise Bank	0.97
Winter Park National Bank	0.95
Citizens First Bank	0.93
The First National Bank Of Mount Dora	0.90
United Southern Bank	0.77
Commerce Bank & Trust	0.64
Mainstreet Community Bank Of Florida	0.61
Citizens Bank And Trust	0.56
Axiom Bank, National Association	0.51

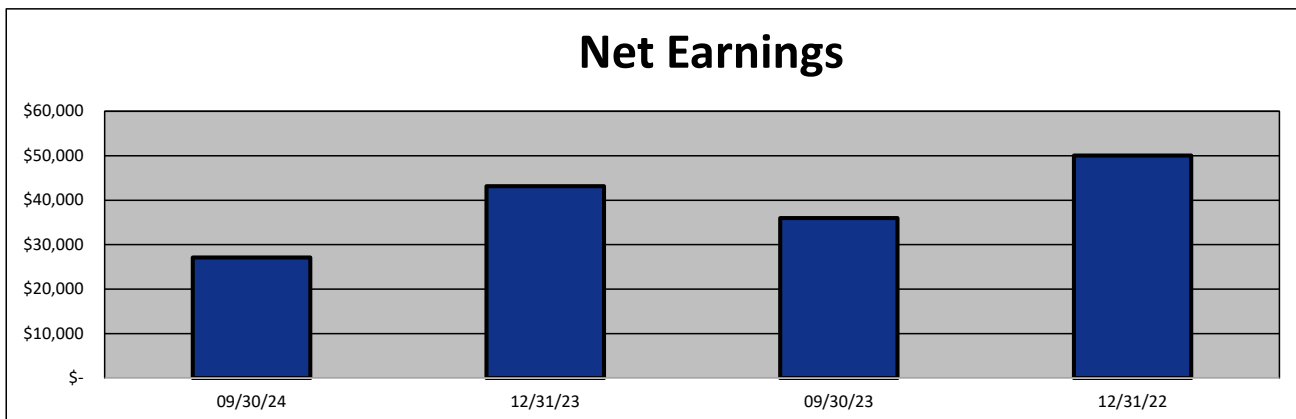
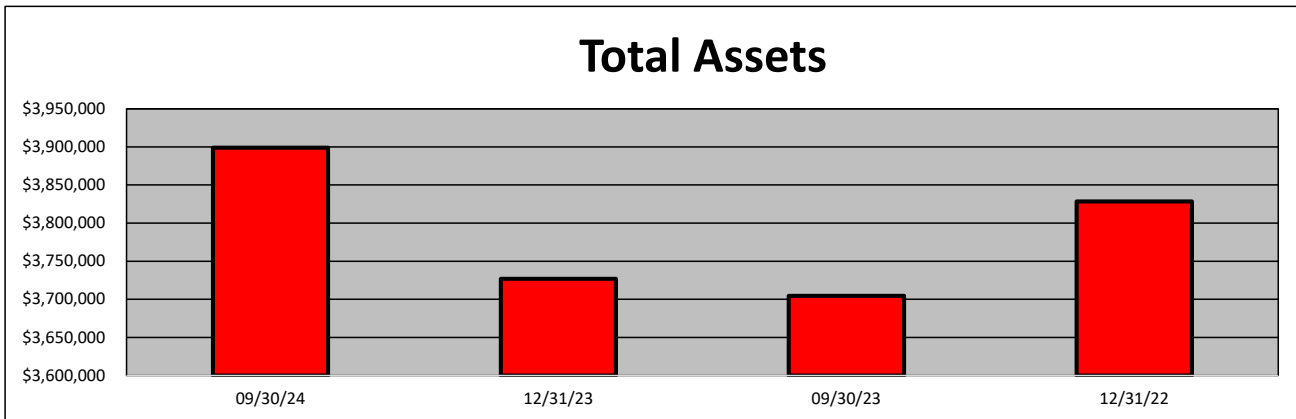
**EXECUTIVE SUMMARY - Citizens First Bank**  
(Percentage)

Period Ending	09/30/24	12/31/23	09/30/23	12/31/22	State Avg.	Peer Avg.
<b>CAPITAL RATIOS</b>						
Equity/Assets	11.17	10.11	7.86	7.41	9.87	8.59
Leverage Ratio	12.93	12.16	12.34	10.95	10.70	9.77
Tier 1 Cap/Risk Based Assets	19.11	18.44	17.92	16.35	12.49	11.92
Risk Based Ratio	20.07	19.35	18.79	17.16	13.34	12.80
Common Equity Tier 1 Capital Ratio	19.11	18.44	17.92	16.35	12.45	11.92
<b>BALANCE SHEET RATIOS:</b>						
Loan/Deposit Ratio	37.98	39.40	38.21	37.66	75.65	65.71
Loans/Assets	32.30	33.18	33.09	31.92	63.44	58.21
Securities/Assets	62.56	59.85	58.16	62.79	20.01	26.83
<b>PROFITABILITY:</b>						
Return on Avg Assets	0.93	1.11	1.24	1.24	0.75	1.13
Return on Avg Equity	9.25	13.49	15.70	16.28	10.06	15.80
Nonint Income/Avg Assets	0.59	0.60	0.62	0.67	0.79	0.79
Net Overhead Ratio	1.01	0.99	0.99	0.72	2.14	1.72
Efficiency Ratio	51.91	49.97	48.92	45.97	72.20	62.63
Assets (per million) per Employee	9.70	9.68	9.26	9.55	10.50	9.19
<b>ASSET QUALITY:</b>						
Allowance/Loans	1.69	1.66	1.68	1.77	1.29	1.49
Nonperforming Loans/Total Loans	0.18	0.11	0.08	0.12	0.55	0.53
Nonperforming Assets/Total Assets	0.06	0.04	0.03	0.04	0.37	0.33
Adjusted Texas Ratio	0.48	0.31	0.25	0.43	3.62	4.36
<b>YIELDS &amp; COSTS:</b>						
Yield on earning assets	4.18	3.71	3.62	2.50	5.49	5.10
Cost of funds	1.95	1.37	1.20	0.29	3.09	2.71
Net interest margin	2.48	2.55	2.62	2.29	2.88	3.31
Avg Earning Assets/Avg Assets	97.50	97.46	97.40	97.39	96.03	95.21

**SELECTED FINANCIAL DATA - Citizens First Bank**  
(Dollars in Thousands)

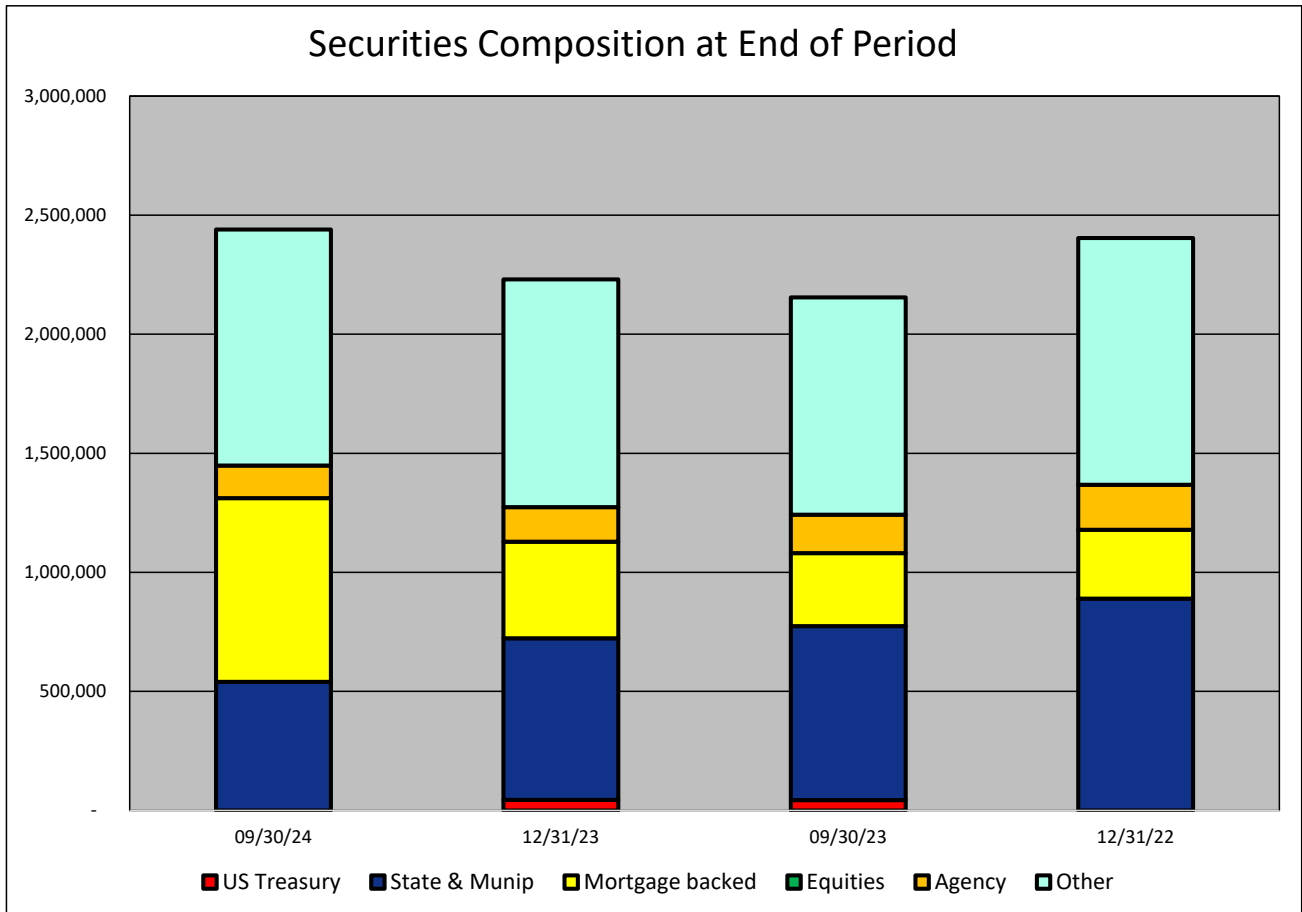
<b>As of:</b>	<b>09/30/24</b>	<b>12/31/23</b>	<b>09/30/23</b>	<b>12/31/22</b>	<b>\$ Change 12 MTHS</b>	<b>% Change 12 MTHS</b>
Total Assets	3,899,117	3,726,803	3,704,723	3,828,547	194,394	5.25
Cash and Equivalents	88,879	136,387	174,574	50,528	(85,695)	(49.09)
Securities	2,439,251	2,230,630	2,154,709	2,403,818	284,542	13.21
Loans, net	1,259,430	1,236,432	1,226,051	1,222,148	33,379	2.72
Deposit Accounts	3,315,951	3,138,326	3,208,968	3,244,978	106,983	3.33
Fed Funds & Repos	114,580	178,626	163,576	117,739	(48,996)	(29.95)
Total Equity	435,577	376,608	291,356	283,593	144,221	49.50

<b>Period Ending</b>	<b>09/30/24</b>	<b>12/31/23</b>	<b>09/30/23</b>	<b>12/31/22</b>	<b>\$ Change 12 MTHS</b>	<b>% Change 12 MTHS</b>
Net Earnings	27,109	43,179	36,014	50,063	(8,905)	(24.73)
Interest Income	119,127	140,394	102,209	98,561	16,918	16.55
Interest Expense	48,499	43,958	28,330	8,389	20,169	71.19
Net Interest Income	70,628	96,436	73,879	90,172	(3,251)	(4.40)
Prov for Credit Losses	665	800	900	2,300	(235)	(26.11)
Noninterest income	17,118	23,399	17,880	27,120	(762)	(4.26)
Gain on Sale of Securities	(3,056)	(2,664)	1,103	944	(4,159)	(377.06)
Noninterest Expense	46,719	62,012	46,484	56,023	235	0.51
Net Operating Income	40,362	57,023	44,375	58,969	(4,013)	(9.04)
Income Taxes	9,062	9,980	9,014	9,850	48	0.53



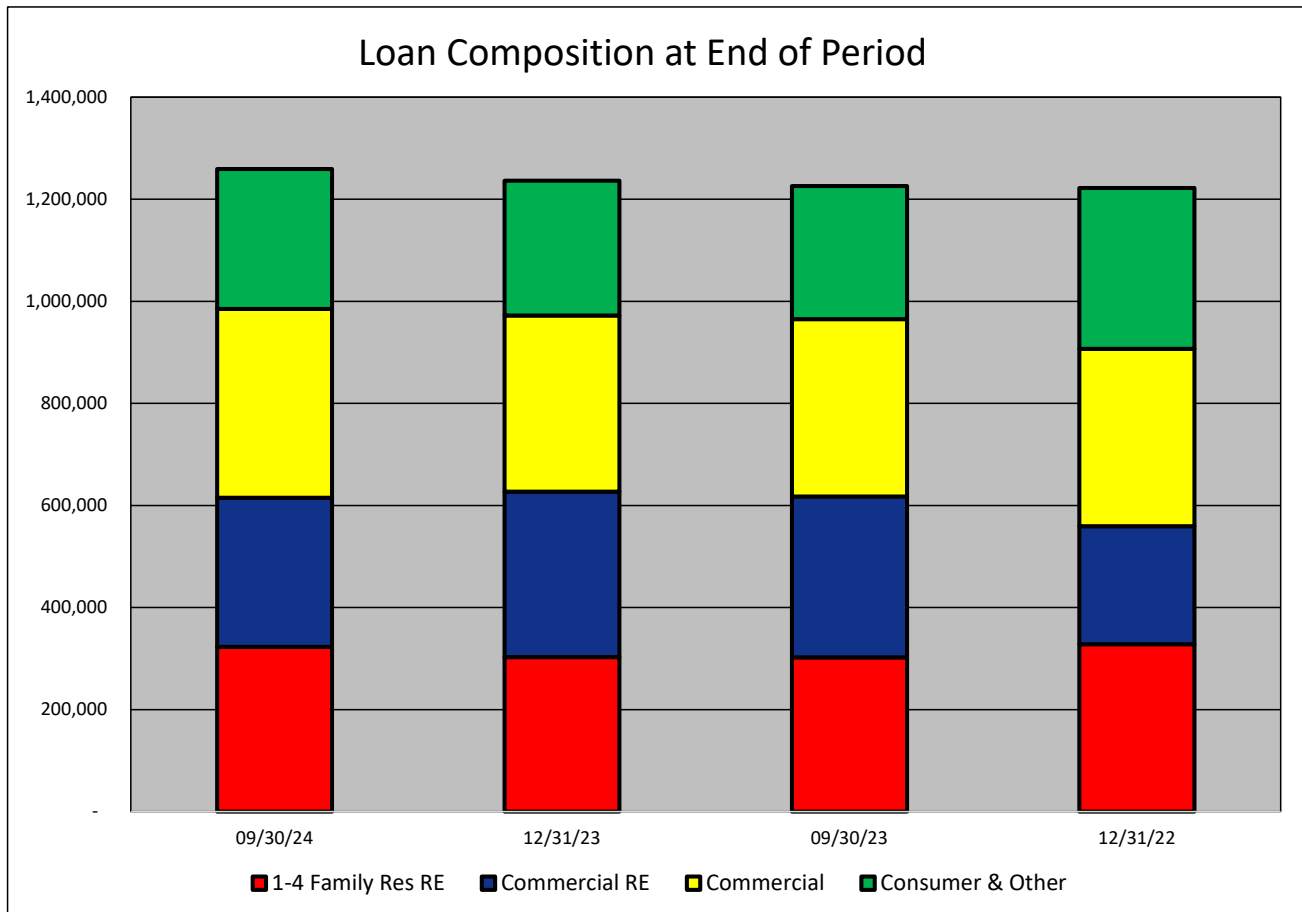
**SECURITIES COMPOSITION - Citizens First Bank**  
(Dollars in Thousands)

As of:	09/30/24	12/31/23	09/30/23	12/31/22	\$ Change 12 MTHS	% Change 12 MTHS
<b>SECURITIES CATEGORY:</b>						
US Treasury	-	44,663	44,048	-	(44,048)	(100.00)
State & Munip	539,974	678,080	730,221	889,983	(190,247)	(26.05)
Mortgage backed	771,822	405,878	306,642	289,100	465,180	151.70
Equities	-	-	-	-	-	NA
Agency	136,403	145,106	161,391	188,927	(24,988)	(15.48)
Other	991,052	956,903	912,407	1,035,808	78,645	8.62
<b>Total Securities</b>	<b>2,439,251</b>	<b>2,230,630</b>	<b>2,154,709</b>	<b>2,403,818</b>	<b>284,542</b>	<b>13.21</b>



**LOAN PORTFOLIO COMPOSITION - Citizens First Bank**  
(Dollars in Thousands)

As of:	09/30/24	12/31/23	09/30/23	12/31/22	\$ Change 12 MTHS	% Change 12 MTHS
<b>LOAN CATEGORY:</b>						
1-4 Family Res RE	323,029	302,720	302,081	328,168	20,948	6.93
Commercial RE	292,267	324,178	315,195	231,339	(22,928)	(7.27)
Commercial	369,968	345,119	347,737	347,372	22,231	6.39
Consumer & Other	274,166	264,415	261,038	315,269	13,128	5.03
<b>Loans, Net</b>	<b>1,259,430</b>	<b>1,236,432</b>	<b>1,226,051</b>	<b>1,222,148</b>	<b>33,379</b>	<b>2.72</b>



**LOAN PORTFOLIO QUALITY - Citizens First Bank**  
(Dollars in Thousands)

As of:	09/30/24	12/31/23	09/30/23	12/31/22	\$ Change 12 MTHS	% Change 12 MTHS
--------	----------	----------	----------	----------	----------------------	---------------------

**ALLOWANCE FOR CREDIT LOSSES (LOANS):**

Beginning Balance	20,533	21,693	21,693	19,349	(1,160)	(5.35)
Total Recoveries	37	43	31	48	6	19.35
Total Charge-offs	-	3	3	4	(3)	(100.00)
Provision Expense	665	800	900	2,300	(235)	(26.11)
Writedown Transfer Loans HFS	-	-	-	-	-	NA
Adjustments	-	(2,000)	(2,000)	-	2,000	(100.00)
Ending Balance	<u>21,235</u>	<u>20,533</u>	<u>20,621</u>	<u>21,693</u>	<u>614</u>	<u>2.98</u>

**NON-PERFORMING ASSETS:**

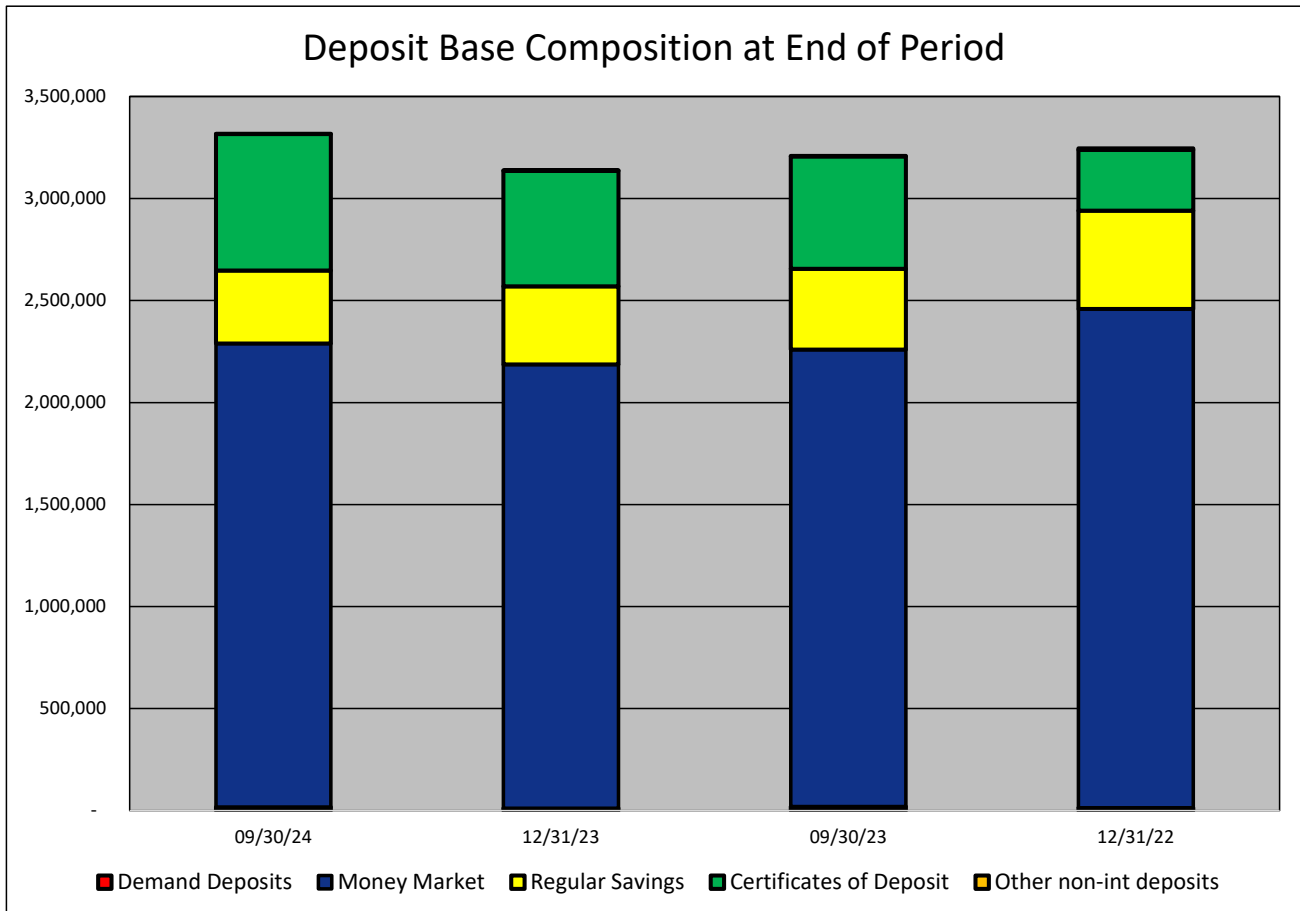
Total-90+ Days Past Due	-	-	-	-	-	NA
Total-Nonaccrual	2,317	1,396	964	1,519	1,353	140.35
Foreclosed Real Estate	-	-	-	-	-	NA
Total Non-perf Assets	<u>2,317</u>	<u>1,396</u>	<u>964</u>	<u>1,519</u>	<u>1,353</u>	<u>140.35</u>

**DEPOSIT BASE COMPOSITION - Citizens First Bank**  
(Dollars in Thousands)

As of:	09/30/24	12/31/23	09/30/23	12/31/22	\$ Change 12 MTHS	% Change 12 MTHS
--------	----------	----------	----------	----------	----------------------	---------------------

**DEPOSIT BASE CATEGORY:**

Demand Deposits	17,540	11,614	19,612	14,413	(2,072)	(10.56)
Money Market	2,271,587	2,175,251	2,239,728	2,443,760	31,859	1.42
Regular Savings	357,249	382,411	396,347	482,056	(39,098)	(9.86)
Certificates of Deposit	668,947	566,518	550,471	298,388	118,476	21.52
Other non-int deposits	628	2,532	2,810	6,361	(2,182)	(77.65)
<b>Total Deposits</b>	<b>3,315,951</b>	<b>3,138,326</b>	<b>3,208,968</b>	<b>3,244,978</b>	<b>106,983</b>	<b>3.33</b>



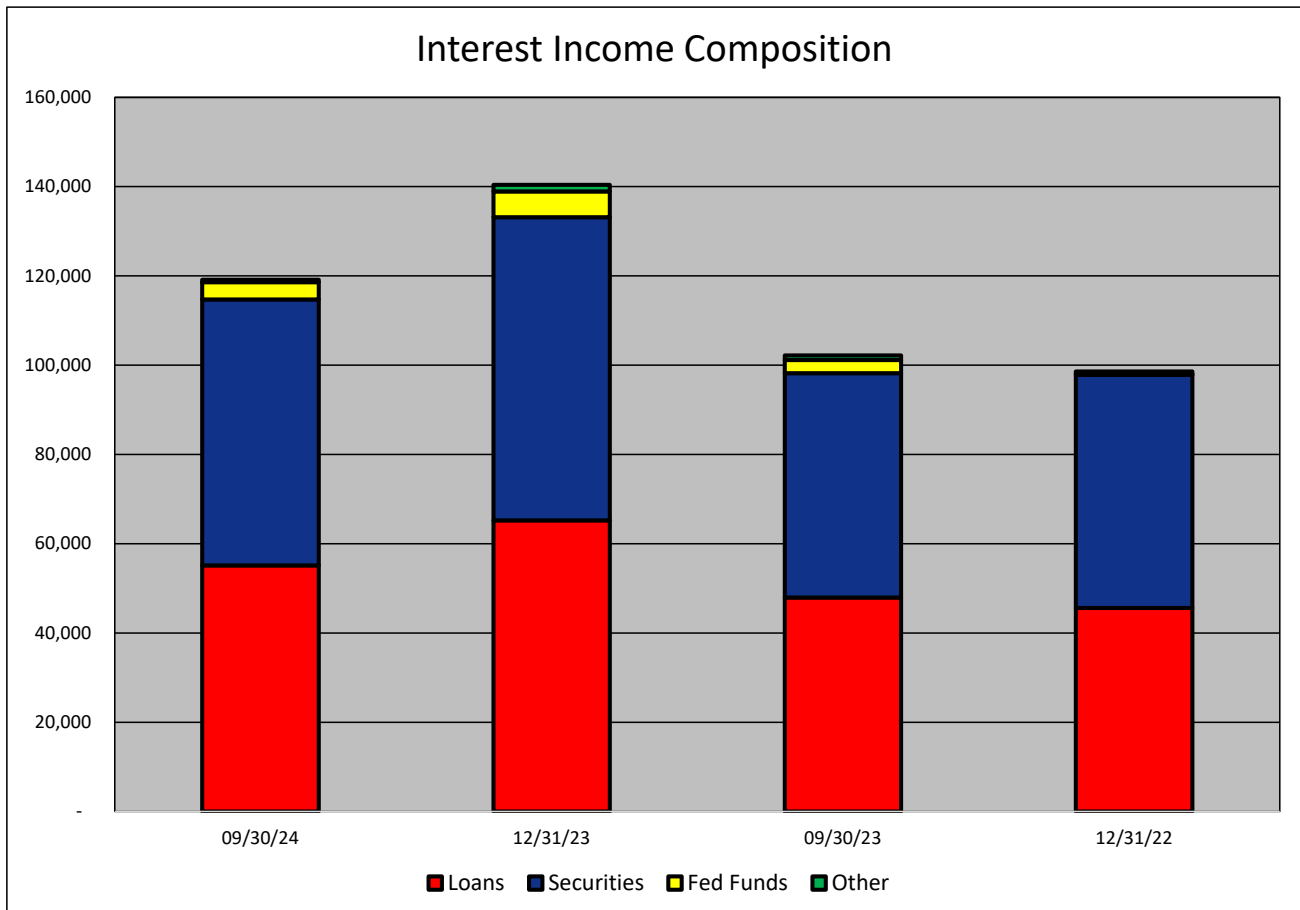


**INTEREST INCOME COMPOSITION- Citizens First Bank**  
(Dollars in Thousands)

As of:	09/30/24	12/31/23	09/30/23	12/31/22	\$ Change 12 MTHS	% Change 12 MTHS
--------	----------	----------	----------	----------	----------------------	---------------------

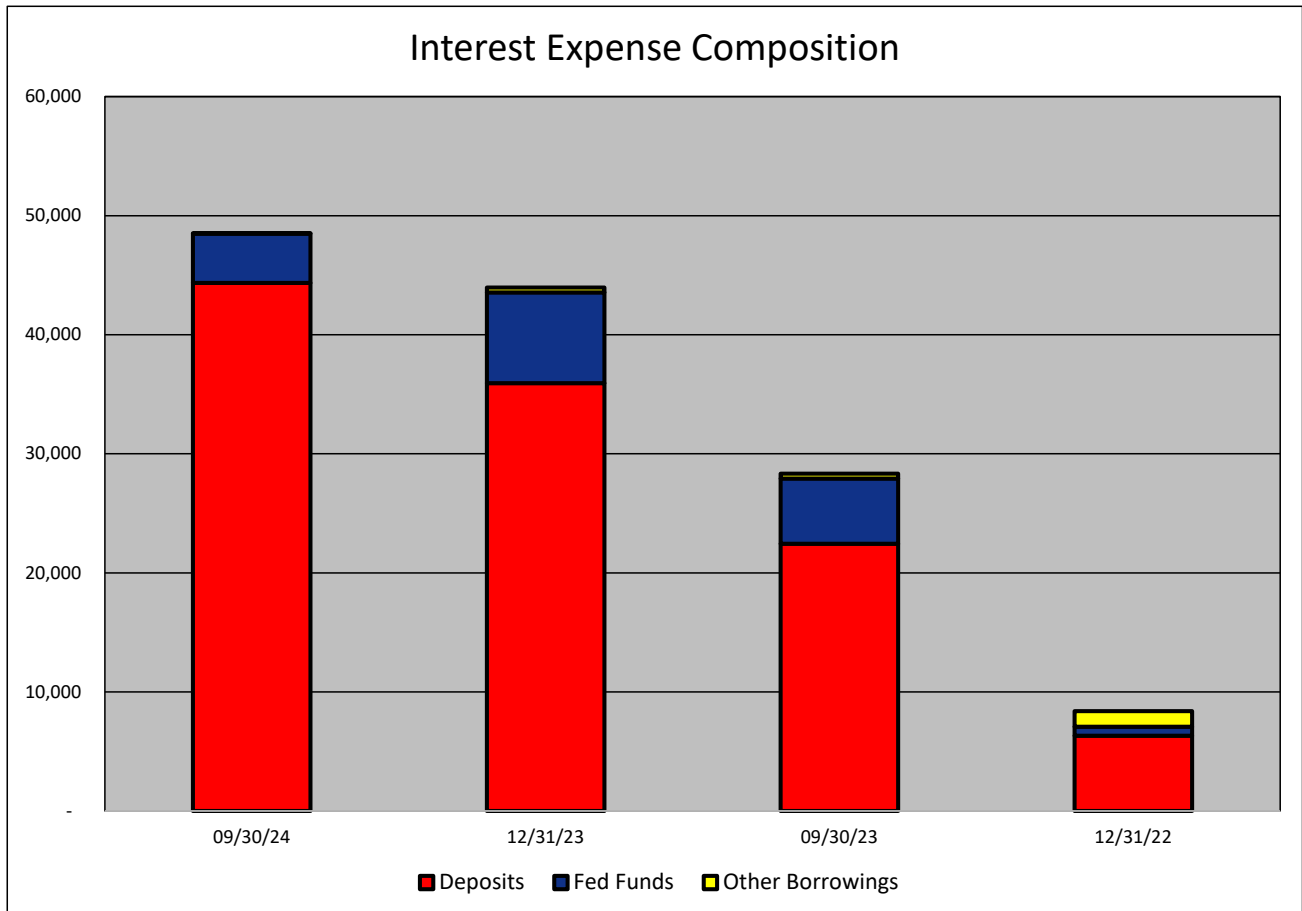
**INTEREST INCOME CATEGORY**

Loans	55,134	65,221	47,942	45,577	7,192	15.00
Securities	59,616	67,953	50,278	52,251	9,338	18.57
Fed Funds	3,845	5,738	2,908	197	937	32.22
Other	532	1,482	1,081	536	(549)	(50.79)
<b>Total Int Income</b>	<b>119,127</b>	<b>140,394</b>	<b>102,209</b>	<b>98,561</b>	<b>16,918</b>	<b>16.55</b>



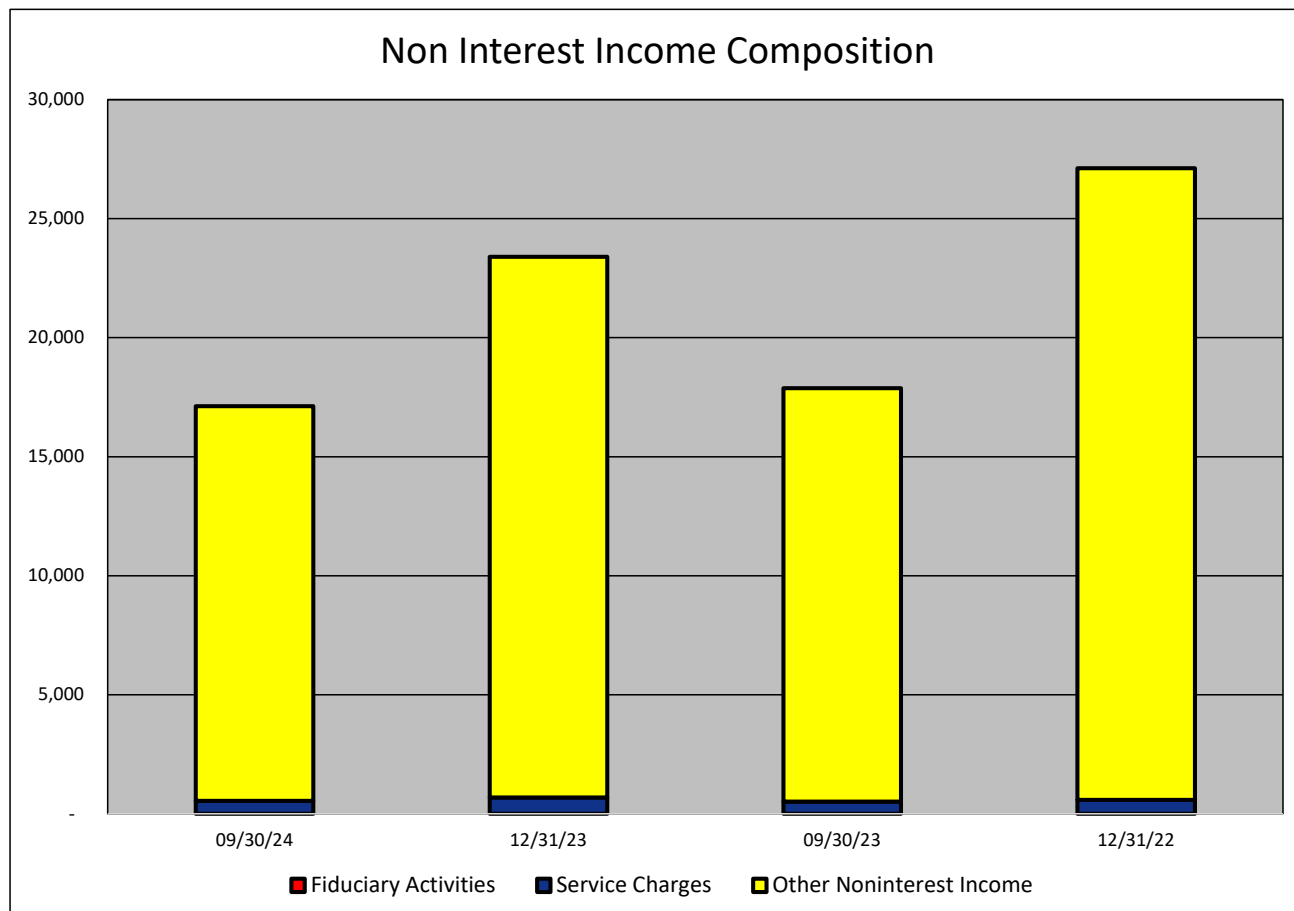
**INTEREST EXPENSE COMPOSITION- Citizens First Bank**  
(Dollars in Thousands)

As of:	09/30/24	12/31/23	09/30/23	12/31/22	\$ Change 12 MTHS	% Change 12 MTHS
<b>INTEREST EXPENSE CATEGORY</b>						
Deposits	44,343	35,932	22,437	6,312	21,906	97.63
Fed Funds	4,153	7,624	5,491	760	(1,338)	(24.37)
Other Borrowings	3	402	402	1,317	(399)	(99.25)
<b>Total Int Expense</b>	<b>48,499</b>	<b>43,958</b>	<b>28,330</b>	<b>8,389</b>	<b>20,169</b>	<b>71.19</b>



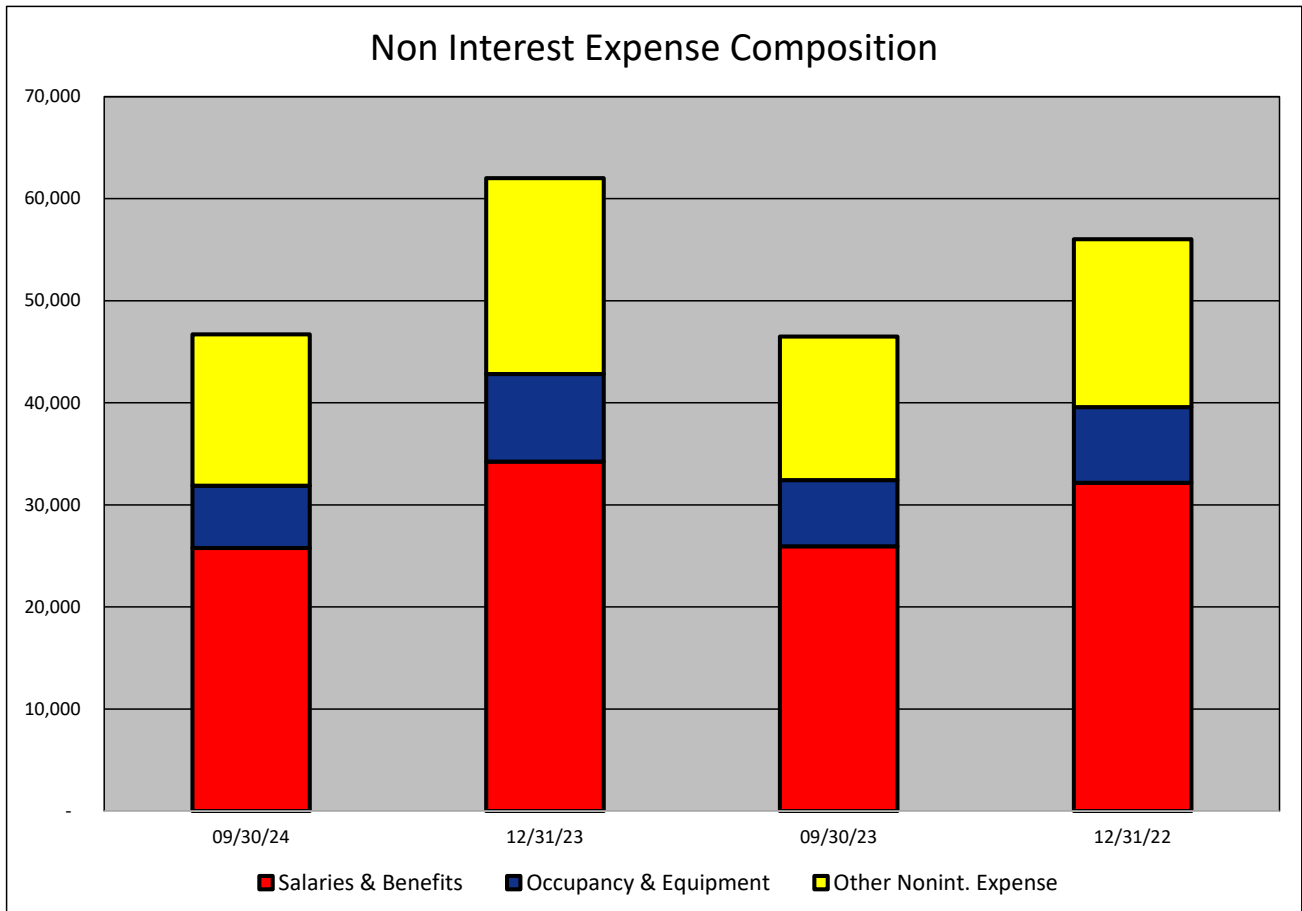
**NONINTEREST INCOME COMPOSITION- Citizens First Bank**  
(Dollars in Thousands)

As of:	09/30/24	12/31/23	09/30/23	12/31/22	\$ Change 12 MTHS	% Change 12 MTHS
<b>NONINTEREST INCOME CATEGORY</b>						
Fiduciary Activities	-	-	-	-	-	NA
Service Charges	541	689	509	584	32	6.29
Other Noninterest Income	16,577	22,710	17,371	26,536	(794)	(4.57)
<b>Total Nonint. Income</b>	<b>17,118</b>	<b>23,399</b>	<b>17,880</b>	<b>27,120</b>	<b>(762)</b>	<b>(4.26)</b>



**NONINTEREST EXPENSE COMPOSITION- Citizens First Bank**  
(Dollars in Thousands)

As of:	09/30/24	12/31/23	09/30/23	12/31/22	\$ Change 12 MTHS	% Change 12 MTHS
<b>NONINTEREST EXPENSE CATEGORY</b>						
Salaries & Benefits	25,766	34,246	25,939	32,171	(173)	(0.67)
Occupancy & Equipment	6,118	8,588	6,483	7,408	(365)	(5.63)
Other Nonint. Expense	14,835	19,178	14,062	16,444	773	5.50
<b>Total Nonint. Expense</b>	<b>46,719</b>	<b>62,012</b>	<b>46,484</b>	<b>56,023</b>	<b>235</b>	<b>0.51</b>



**PEER GROUP COMPARISONS REPORT**  
**Central Florida Group**

BALANCE SHEET

Institution name	Total Assets \$000		% Change in Assets
	This Year	Last Year	
Sunrise Bank	577,407	475,513	<b>21.43</b>
First Colony Bank Of Florida	316,544	270,407	<b>17.06</b>
Cogent Bank	1,926,188	1,679,641	<b>14.68</b>
Winter Park National Bank	845,000	756,705	<b>11.67</b>
Surety Bank	205,765	188,254	<b>9.30</b>
Mainstreet Community Bank Of Florida	839,200	791,380	<b>6.04</b>
Citizens Bank And Trust	1,363,784	1,288,984	<b>5.80</b>
First National Bank Of Wauchula	90,799	85,989	<b>5.59</b>
<b>Citizens First Bank</b>	<b>3,899,117</b>	<b>3,704,723</b>	<b>5.25</b>
First Bank	729,021	694,913	<b>4.91</b>
Commerce Bank & Trust	172,375	167,161	<b>3.12</b>
Bank Of Central Florida	1,117,421	1,085,672	<b>2.92</b>
Southstate Bank, National Association	46,071,510	44,975,911	<b>2.44</b>
Heartland National Bank	723,390	714,025	<b>1.31</b>
Axiom Bank, National Association	815,136	824,400	<b>(1.12)</b>
Crews Bank & Trust	2,129,178	2,162,337	<b>(1.53)</b>
United Southern Bank	852,835	885,844	<b>(3.73)</b>
The First National Bank Of Mount Dora	358,220	383,020	<b>(6.47)</b>

<b>Select Peer Average</b>	<b>3,501,827</b>	<b>3,396,382</b>	<b>5.48</b>
----------------------------	------------------	------------------	-------------

**PEER GROUP COMPARISONS REPORT**  
**Central Florida Group**

BALANCE SHEET

Institution name	Total Loans \$000		% Change in Loans
	This Year	Last Year	
Sunrise Bank	451,435	373,357	<b>20.91</b>
Mainstreet Community Bank Of Florida	589,433	491,721	<b>19.87</b>
Winter Park National Bank	467,807	397,769	<b>17.61</b>
First Colony Bank Of Florida	198,059	169,168	<b>17.08</b>
Axiom Bank, National Association	597,914	519,588	<b>15.07</b>
Commerce Bank & Trust	127,846	112,482	<b>13.66</b>
Bank Of Central Florida	763,948	683,522	<b>11.77</b>
Cogent Bank	1,532,023	1,377,545	<b>11.21</b>
Citizens Bank And Trust	764,375	700,151	<b>9.17</b>
United Southern Bank	392,885	361,741	<b>8.61</b>
The First National Bank Of Mount Dora	117,757	109,865	<b>7.18</b>
Southstate Bank, National Association	33,835,236	32,044,116	<b>5.59</b>
Crews Bank & Trust	1,195,576	1,135,048	<b>5.33</b>
First Bank	426,947	410,155	<b>4.09</b>
<b>Citizens First Bank</b>	<b>1,259,430</b>	<b>1,226,051</b>	<b>2.72</b>
Heartland National Bank	154,873	152,710	<b>1.42</b>
Surety Bank	74,341	75,011	<b>(0.89)</b>
First National Bank Of Wauchula	66,300	68,628	<b>(3.39)</b>

<b>Select Peer Average</b>	<b>2,389,788</b>	<b>2,244,924</b>	<b>9.28</b>
----------------------------	------------------	------------------	-------------

**PEER GROUP COMPARISONS REPORT**  
*Central Florida Group*

**CAPITAL RATIOS**  
**For the nine months ended September 30, 2024**

Institution name	Equity/ Assets	Leverage Ratio	Tier 1 Risk- based Ratio	Risk based Capital Ratio	Common Equity Tier 1 Capital Ratio
Citizens First Bank	11.17	<b>12.93</b>	19.11	20.07	19.11
Surety Bank	9.82	<b>12.48</b>	24.45	25.53	24.45
The First National Bank Of Mount Dora	9.68	<b>11.82</b>	16.62	17.54	16.62
First National Bank Of Wauchula	10.20	<b>11.36</b>	0.00	0.00	0.00
Axiom Bank, National Association	11.38	<b>11.03</b>	13.41	14.63	13.41
Crews Bank & Trust	11.00	<b>10.88</b>	0.00	0.00	0.00
Southstate Bank, National Association	13.41	<b>10.59</b>	13.15	14.41	13.15
Heartland National Bank	8.94	<b>9.52</b>	27.83	28.92	27.83
Sunrise Bank	8.07	<b>9.31</b>	0.00	0.00	0.00
United Southern Bank	5.60	<b>9.19</b>	16.43	17.68	16.43
First Bank	9.10	<b>9.17</b>	14.86	16.11	14.86
Commerce Bank & Trust	6.54	<b>9.09</b>	11.75	13.01	11.75
Mainstreet Community Bank Of Florida	7.71	<b>8.86</b>	0.00	0.00	0.00
Cogent Bank	8.82	<b>8.68</b>	10.68	11.81	10.68
First Colony Bank Of Florida	7.87	<b>8.66</b>	11.91	13.16	11.91
Bank Of Central Florida	7.19	<b>8.26</b>	11.69	12.61	11.69
Citizens Bank And Trust	2.61	<b>7.44</b>	12.00	12.93	12.00
Winter Park National Bank	5.43	<b>6.62</b>	10.70	11.96	10.70

<b>Select Peer Average</b>	8.59	9.77	11.92	12.80	11.92
----------------------------	------	------	-------	-------	-------

**PEER GROUP COMPARISONS REPORT**  
*Central Florida Group*

**BALANCE SHEET RATIOS**  
For the nine months ended September 30, 2024

Institution name	Loans/ Deposits	Gross Loans/ Assets	Securities/ Assets
Southstate Bank, National Association	<b>89.63</b>	73.44	14.90
Sunrise Bank	<b>88.83</b>	78.18	14.57
Cogent Bank	<b>87.82</b>	79.54	16.97
First National Bank Of Wauchula	<b>85.37</b>	73.02	6.32
Axiom Bank, National Association	<b>83.83</b>	73.35	7.25
Commerce Bank & Trust	<b>81.81</b>	74.17	15.14
Mainstreet Community Bank Of Florida	<b>78.65</b>	70.24	22.09
Bank Of Central Florida	<b>74.38</b>	68.37	18.26
First Colony Bank Of Florida	<b>68.34</b>	62.57	17.27
First Bank	<b>64.95</b>	58.56	25.58
Winter Park National Bank	<b>63.60</b>	55.36	27.75
Crews Bank & Trust	<b>63.52</b>	56.15	28.82
Citizens Bank And Trust	<b>59.88</b>	56.05	40.28
United Southern Bank	<b>52.66</b>	46.07	40.28
Surety Bank	<b>40.31</b>	36.13	15.98
Citizens First Bank	<b>37.98</b>	32.30	62.56
The First National Bank Of Mount Dora	<b>36.86</b>	32.87	58.05
Heartland National Bank	<b>24.42</b>	21.41	50.82

<b>Select Peer Average</b>	65.71	58.21	26.83
----------------------------	-------	-------	-------



**PEER GROUP COMPARISONS REPORT**  
*Central Florida Group*

**PROFITABILITY RATIOS**  
**For the nine months ended September 30, 2024**

Institution name	Avg Total Assets (\$000)	Return on Avg Assets	Return on Avg Equity
Surety Bank	203,893	<b>2.64</b>	27.98
Crews Bank & Trust	2,156,406	<b>1.68</b>	16.09
Heartland National Bank	721,974	<b>1.62</b>	20.15
First Colony Bank Of Florida	307,721	<b>1.58</b>	20.01
Cogent Bank	1,890,314	<b>1.36</b>	16.85
First Bank	733,472	<b>1.25</b>	14.97
Southstate Bank, National Association	46,156,319	<b>1.19</b>	9.30
Bank Of Central Florida	1,115,434	<b>1.10</b>	16.60
First National Bank Of Wauchula	90,014	<b>1.00</b>	10.41
Sunrise Bank	535,153	<b>0.97</b>	12.49
Winter Park National Bank	822,270	<b>0.95</b>	18.12
<b>Citizens First Bank</b>	<b>3,899,649</b>	<b>0.93</b>	<b>9.25</b>
The First National Bank Of Mount Dora	368,077	<b>0.90</b>	10.49
United Southern Bank	920,807	<b>0.77</b>	18.27
Commerce Bank & Trust	174,598	<b>0.64</b>	10.86
Mainstreet Community Bank Of Florida	812,929	<b>0.61</b>	8.45
Citizens Bank And Trust	1,421,567	<b>0.56</b>	39.26
Axiom Bank, National Association	843,751	<b>0.51</b>	4.78

<b>Select Peer Average</b>	<b>3,509,686</b>	<b>1.13</b>	<b>15.80</b>
----------------------------	------------------	-------------	--------------

**PEER GROUP COMPARISONS REPORT**  
*Central Florida Group*

**PROFITABILITY RATIOS**  
**For the nine months ended September 30, 2024**

Institution name	Noninterest Income/AA	Net Overhead Ratio	Efficiency Ratio	Assets (per million) per Employee
Heartland National Bank	0.25	1.13	<b>39.00</b>	13.40
Winter Park National Bank	0.06	1.02	<b>43.59</b>	27.26
First Colony Bank Of Florida	0.12	1.55	<b>49.58</b>	16.66
<b>Citizens First Bank</b>	<b>0.59</b>	<b>1.01</b>	<b>51.91</b>	<b>9.70</b>
Surety Bank	3.47	(0.06)	<b>55.20</b>	5.56
Bank Of Central Florida	0.24	1.77	<b>56.92</b>	10.44
Cogent Bank	0.77	1.94	<b>57.30</b>	8.16
Southstate Bank, National Association	0.70	1.48	<b>57.43</b>	8.96
First Bank	0.67	1.75	<b>58.40</b>	6.88
Crews Bank & Trust	0.81	1.78	<b>58.49</b>	5.88
Sunrise Bank	0.06	2.01	<b>65.81</b>	9.62
United Southern Bank	0.59	1.69	<b>68.51</b>	5.54
Mainstreet Community Bank Of Florida	0.36	1.95	<b>69.37</b>	8.07
The First National Bank Of Mount Dora	2.62	1.40	<b>76.61</b>	4.32
Commerce Bank & Trust	0.22	2.17	<b>77.40</b>	8.21
Citizens Bank And Trust	0.70	1.64	<b>78.48</b>	7.07
First National Bank Of Wauchula	0.82	3.24	<b>80.08</b>	4.13
Axiom Bank, National Association	1.14	3.42	<b>83.25</b>	5.66

<b>Select Peer Average</b>	0.79	1.72	62.63	9.19
----------------------------	------	------	-------	------

**PEER GROUP COMPARISONS REPORT**  
*Central Florida Group*

**ASSET QUALITY RATIOS**  
For the nine months ended September 30, 2024

Institution name	Allowance/ Loans	Nonperf Loans/ Total Loans	Nonperf Assets/ Total Assets	Adjusted Texas Ratio
Commerce Bank & Trust	1.40	0.00	<b>0.00</b>	0.00
Bank Of Central Florida	0.95	0.00	<b>0.00</b>	0.00
First Colony Bank Of Florida	1.55	0.00	<b>0.00</b>	0.00
Crews Bank & Trust	1.84	0.03	<b>0.02</b>	0.14
<b>Citizens First Bank</b>	<b>1.69</b>	<b>0.18</b>	<b>0.06</b>	<b>0.48</b>
First Bank	1.71	0.09	<b>0.06</b>	0.27
Heartland National Bank	1.59	0.33	<b>0.07</b>	0.76
The First National Bank Of Mount Dora	1.75	0.22	<b>0.07</b>	0.71
Surety Bank	1.49	0.46	<b>0.17</b>	1.60
United Southern Bank	2.39	0.44	<b>0.20</b>	3.02
Winter Park National Bank	1.67	0.57	<b>0.32</b>	4.99
Cogent Bank	1.11	0.49	<b>0.39</b>	4.05
Southstate Bank, National Association	1.38	0.56	<b>0.41</b>	3.35
Sunrise Bank	1.19	0.53	<b>0.42</b>	0.96
First National Bank Of Wauchula	1.52	0.83	<b>0.61</b>	5.38
Mainstreet Community Bank Of Florida	1.25	1.09	<b>0.77</b>	8.96
Citizens Bank And Trust	1.03	1.82	<b>1.02</b>	32.07
Axiom Bank, National Association	1.27	1.88	<b>1.43</b>	11.75
<b>Select Peer Average</b>	<b>1.49</b>	<b>0.53</b>	<b>0.33</b>	<b>4.36</b>

**PEER GROUP COMPARISONS REPORT**  
*Central Florida Group*

**STATEMENT OF CONDITION (% OF ASSETS)**  
**For the nine months ended September 30, 2024**

Institution name	Cash & Nointerest bearing Deps	Interest- bearing Bal	Fed Funds Sold & Repos	Held to Maturity Secs	Available for Sale Secs
Surety Bank	<b>24.38</b>	19.39	0.00	0.00	15.98
First National Bank Of Wauchula	<b>6.29</b>	10.22	0.00	0.00	6.32
First Bank	<b>2.28</b>	8.63	1.42	0.00	25.58
Mainstreet Community Bank Of Florida	<b>1.49</b>	1.72	0.08	0.00	22.09
Commerce Bank & Trust	<b>1.39</b>	6.74	0.00	0.00	15.14
Southstate Bank, National Association	<b>1.23</b>	1.40	0.01	5.00	9.91
First Colony Bank Of Florida	<b>1.13</b>	18.99	0.00	9.68	7.59
Axiom Bank, National Association	<b>1.02</b>	14.92	0.00	0.00	7.25
Heartland National Bank	<b>1.01</b>	24.44	0.00	0.00	50.82
Sunrise Bank	<b>1.00</b>	4.57	0.00	0.87	13.70
Crews Bank & Trust	<b>0.89</b>	13.17	0.00	21.15	7.67
Winter Park National Bank	<b>0.88</b>	14.73	0.00	17.58	10.16
United Southern Bank	<b>0.85</b>	8.02	0.00	1.03	39.25
<b>Citizens First Bank</b>	<b>0.73</b>	<b>0.19</b>	<b>1.36</b>	<b>0.00</b>	<b>62.56</b>
Bank Of Central Florida	<b>0.57</b>	9.76	0.00	0.00	18.26
The First National Bank Of Mount Dora	<b>0.51</b>	2.57	0.00	0.00	58.05
Citizens Bank And Trust	<b>0.25</b>	0.93	0.00	0.00	40.28
Cogent Bank	<b>0.11</b>	2.98	0.00	0.00	16.97

<b>Select Peer Average</b>	<b>2.56</b>	<b>9.08</b>	<b>0.16</b>	<b>3.07</b>	<b>23.75</b>
----------------------------	-------------	-------------	-------------	-------------	--------------

**PEER GROUP COMPARISONS REPORT**  
*Central Florida Group*

**STATEMENT OF CONDITION (% OF ASSETS)**  
**For the nine months ended September 30, 2024**

Institution name	Net Loans & Leases	Premises & Fixed Assets	Total Real Estate Owned	Intangible Assets
Cogent Bank	<b>78.57</b>	0.23	0.00	0.12
Sunrise Bank	<b>77.25</b>	1.54	0.00	0.00
Commerce Bank & Trust	<b>73.13</b>	0.13	0.00	0.00
Axiom Bank, National Association	<b>72.42</b>	1.46	0.01	0.13
First National Bank Of Wauchula	<b>71.90</b>	1.35	0.00	0.00
Southstate Bank, National Association	<b>71.80</b>	1.11	0.00	4.51
Mainstreet Community Bank Of Florida	<b>69.29</b>	2.16	0.00	0.01
Bank Of Central Florida	<b>67.72</b>	1.56	0.00	0.02
First Colony Bank Of Florida	<b>61.60</b>	0.38	0.00	0.00
First Bank	<b>57.56</b>	1.98	0.00	0.00
Citizens Bank And Trust	<b>55.47</b>	1.30	0.00	0.00
Crews Bank & Trust	<b>55.12</b>	1.28	0.00	0.00
Winter Park National Bank	<b>54.44</b>	0.33	0.00	0.00
United Southern Bank	<b>44.97</b>	1.20	0.00	0.00
Surety Bank	<b>35.59</b>	1.23	0.00	0.00
The First National Bank Of Mount Dora	<b>32.30</b>	1.20	0.00	0.00
Citizens First Bank	<b>31.50</b>	1.39	0.00	0.44
Heartland National Bank	<b>21.04</b>	0.55	0.00	0.00

<b>Select Peer Average</b>	57.32	1.13	0.00	0.29
----------------------------	-------	------	------	------

**PEER GROUP COMPARISONS REPORT**  
*Central Florida Group*

**STATEMENT OF CONDITION (% OF TOTAL FUNDING SOURCES)**  
**For the nine months ended September 30, 2024**

Institution name	Non Interest Bearing Deps	Interest Bearing Deps	Total Deps	Total Fed Funds & Repos	Other Borrowed Money
Surety Bank	<b>47.25</b>	52.75	100.00	0.00	0.00
Crews Bank & Trust	<b>40.76</b>	59.15	99.91	0.09	0.00
Axiom Bank, National Association	<b>40.28</b>	59.72	100.00	0.00	0.00
The First National Bank Of Mount Dora	<b>38.06</b>	61.94	100.00	0.00	0.00
First Bank	<b>36.13</b>	63.87	100.00	0.00	0.00
First Colony Bank Of Florida	<b>36.11</b>	63.89	100.00	0.00	0.00
Citizens Bank And Trust	<b>33.74</b>	63.34	97.08	1.17	1.75
Bank Of Central Florida	<b>33.64</b>	66.36	100.00	0.00	0.00
Commerce Bank & Trust	<b>31.41</b>	66.32	97.74	2.26	0.00
Mainstreet Community Bank Of Florida	<b>31.36</b>	66.05	97.40	0.00	2.60
First National Bank Of Wauchula	<b>27.73</b>	69.76	97.49	0.00	2.51
Southstate Bank, National Association	<b>27.18</b>	70.64	97.82	1.39	0.78
United Southern Bank	<b>26.25</b>	67.47	93.72	0.00	6.28
Cogent Bank	<b>25.05</b>	74.95	100.00	0.00	0.00
Heartland National Bank	<b>24.30</b>	72.73	97.03	2.97	0.00
Sunrise Bank	<b>22.83</b>	73.94	96.76	0.00	3.24
Winter Park National Bank	<b>20.63</b>	71.94	92.56	1.14	6.29
Citizens First Bank	<b>16.73</b>	79.93	96.66	3.34	0.00

<b>Select Peer Average</b>	31.08	66.93	98.01	0.69	1.30
----------------------------	-------	-------	-------	------	------

**PEER GROUP COMPARISONS REPORT**  
*Central Florida Group*

**YIELDS, COSTS & SPREADS - ASSET YIELDS**  
**For the nine months ended September 30, 2024**

Institution name	Yield on Earning Assets	Cost of Funds	Net Interest Margin	Avg Earning Assets/AA
First National Bank Of Wauchula	6.43	2.73	<b>4.61</b>	92.17
Axiom Bank, National Association	6.72	3.84	<b>4.52</b>	95.93
Cogent Bank	6.75	4.11	<b>3.94</b>	99.20
First Bank	4.81	1.91	<b>3.66</b>	94.27
Crews Bank & Trust	4.88	2.38	<b>3.64</b>	98.34
Surety Bank	5.65	3.12	<b>3.51</b>	73.61
Heartland National Bank	4.94	2.21	<b>3.40</b>	96.94
Bank Of Central Florida	5.06	2.67	<b>3.39</b>	97.08
Southstate Bank, National Association	5.05	2.52	<b>3.37</b>	91.05
First Colony Bank Of Florida	5.12	2.23	<b>3.16</b>	99.06
Mainstreet Community Bank Of Florida	4.77	2.50	<b>3.16</b>	94.34
Sunrise Bank	5.82	3.89	<b>3.13</b>	98.17
Commerce Bank & Trust	5.09	3.21	<b>2.90</b>	97.27
United Southern Bank	3.97	1.48	<b>2.82</b>	96.36
<b>Citizens First Bank</b>	<b>4.18</b>	<b>1.95</b>	<b>2.48</b>	<b>97.50</b>
Winter Park National Bank	4.83	3.23	<b>2.46</b>	97.77
The First National Bank Of Mount Dora	3.75	2.32	<b>2.44</b>	97.89
Citizens Bank And Trust	3.92	2.55	<b>2.34</b>	96.76

<b>Select Peer Average</b>	5.10	2.71	3.31	95.21
----------------------------	------	------	------	-------