

# Bank Of Central Florida

Lakeland, FL

Established  
3/19/2007

## Florida Bank and Thrift Performance Report

### Table of Contents

<b>Title</b>	<b>Page</b>
PEER GROUP POSITION	1
EXECUTIVE SUMMARY	2
SELECTED FINANCIAL DATA	3
SECURITIES COMPOSITION	4
LOAN PORTFOLIO COMPOSITION	5
LOAN PORTFOLIO QUALITY	6
DEPOSIT BASE COMPOSITION	7
INTEREST INCOME COMPOSITION	8
INTEREST EXPENSE COMPOSITION	9
NONINTEREST INCOME COMPOSITION	10
NONINTEREST EXPENSE COMPOSITION	11
PEER GROUP COMPARISONS REPORT	12-22

#### **FLORIDA BANKING TEAM**

Ted Hacker, Steve Kania, Robert Brink, David Ajvazi, Erica Hines, Sacha Widmaier, Anthony Hagbartsen, Madeline Bogumil, Phillip Berdeguer, Andrew Joyce, Mai Tran, Meranda Joseph, Patricia Romero, Vanessa Hossler, Adam McCord, Allyson Wiitala, Jacob Ingram, Rachel Jean, Brendan Yosko, Martha Zubia, Stephanie Flores, Joshua Koelsch, Krishna Reddy, Jacob Frantzen, Sander Ocasio, Brian Katz, Nicholas Singh, Martin Gonzalez

Information contained herein was obtained from FIS is believed to be reliable however, accuracy is not guaranteed and all peer and state averages are simple averages.

**PEER GROUP POSITION**  
**For the**  
**Central Florida Group**

**For the nine months ended September 30, 2024**

Institution name	Total Assets (\$'000's)
Southstate Bank, National Association	46,071,510
Citizens First Bank	3,899,117
Crews Bank & Trust	2,129,178
Cogent Bank	1,926,188
Citizens Bank And Trust	1,363,784
<b>Bank Of Central Florida</b>	<b>1,117,421</b>
United Southern Bank	852,835
Winter Park National Bank	845,000
Mainstreet Community Bank Of Florida	839,200
Axiom Bank, National Association	815,136
First Bank	729,021
Heartland National Bank	723,390
Sunrise Bank	577,407
The First National Bank Of Mount Dora	358,220
First Colony Bank Of Florida	316,544
Surety Bank	205,765
Commerce Bank & Trust	172,375
First National Bank Of Wauchula	90,799

Institution name	Return on Avg Assets (%)
Surety Bank	2.64
Crews Bank & Trust	1.68
Heartland National Bank	1.62
First Colony Bank Of Florida	1.58
Cogent Bank	1.36
First Bank	1.25
Southstate Bank, National Association	1.19
<b>Bank Of Central Florida</b>	<b>1.10</b>
First National Bank Of Wauchula	1.00
Sunrise Bank	0.97
Winter Park National Bank	0.95
Citizens First Bank	0.93
The First National Bank Of Mount Dora	0.90
United Southern Bank	0.77
Commerce Bank & Trust	0.64
Mainstreet Community Bank Of Florida	0.61
Citizens Bank And Trust	0.56
Axiom Bank, National Association	0.51

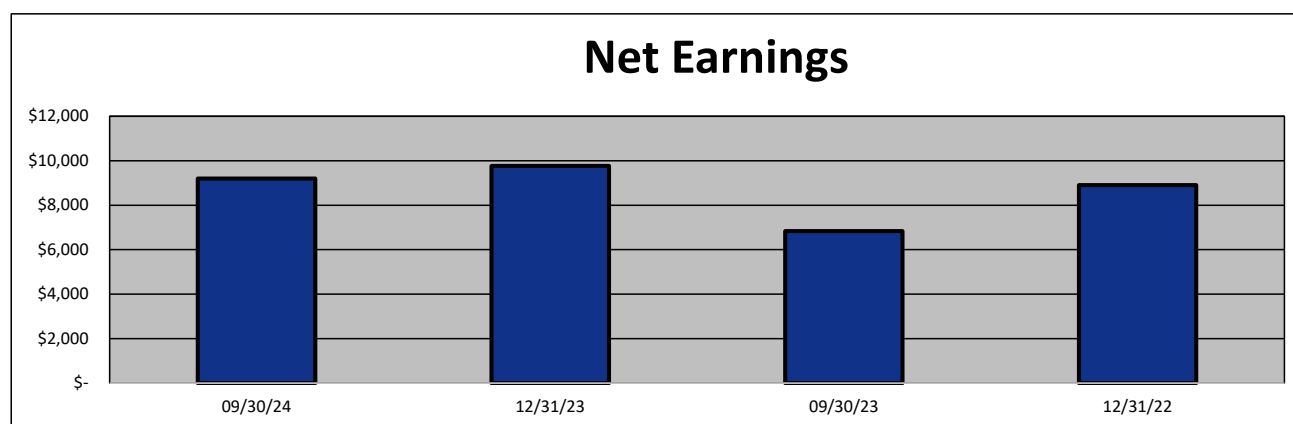
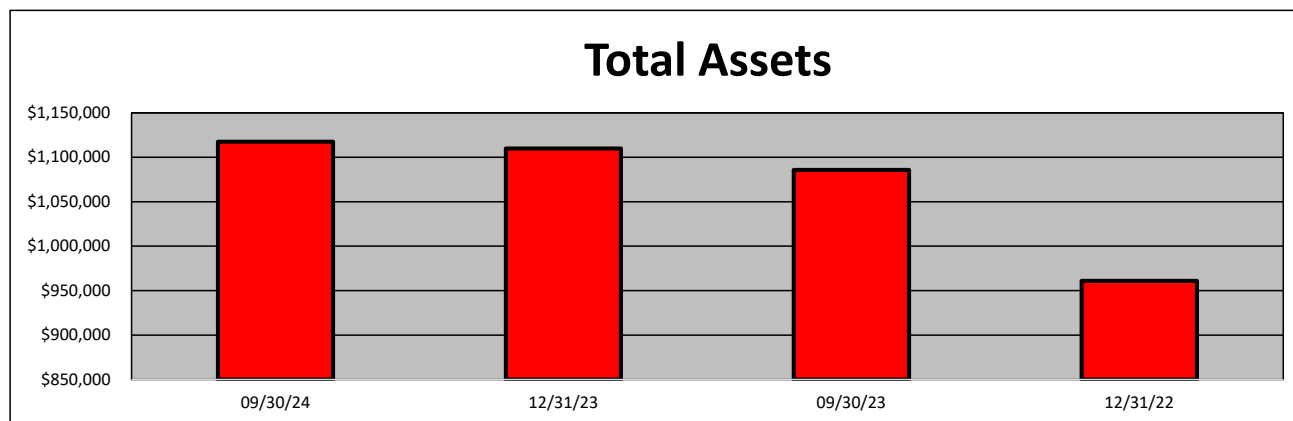
**EXECUTIVE SUMMARY - Bank of Central Florida**  
(Percentage)

Period Ending	09/30/24	12/31/23	09/30/23	12/31/22	State Avg.	Peer Avg.
<b>CAPITAL RATIOS</b>						
Equity/Assets	7.19	6.42	6.48	7.24	9.87	8.59
Leverage Ratio	8.26	8.11	8.77	8.39	10.70	9.77
Tier 1 Cap/Risk Based Assets	11.69	11.68	12.89	12.33	12.49	11.92
Risk Based Ratio	12.61	12.58	13.83	13.11	13.34	12.80
Common Equity Tier 1 Capital Ratio	11.69	11.68	12.89	12.33	12.45	11.92
<b>BALANCE SHEET RATIOS:</b>						
Loan/Deposit Ratio	74.38	70.07	67.87	70.29	75.65	65.71
Loans/Assets	68.37	64.96	62.96	64.35	63.44	58.21
Securities/Assets	18.26	21.92	21.16	29.59	20.01	26.83
<b>PROFITABILITY:</b>						
Return on Avg Assets	1.10	0.91	0.85	0.86	0.75	1.13
Return on Avg Equity	16.60	13.65	12.72	13.74	10.06	15.80
Nonint Income/Avg Assets	0.24	0.19	0.19	0.19	0.79	0.79
Net Overhead Ratio	1.77	1.73	1.76	1.54	2.14	1.72
Efficiency Ratio	56.92	61.44	63.35	59.29	72.20	62.63
Assets (per million) per Employee	10.44	11.21	11.08	10.33	10.50	9.19
<b>ASSET QUALITY:</b>						
Allowance/Loans	0.95	0.95	0.99	0.92	1.29	1.49
Nonperforming Loans/Total Loans	0.00	0.00	0.00	0.00	0.55	0.53
Nonperforming Assets/Total Assets	0.00	0.00	0.00	0.00	0.37	0.33
Adjusted Texas Ratio	0.00	0.00	0.00	0.00	3.62	4.36
<b>YIELDS &amp; COSTS:</b>						
Yield on earning assets	5.06	4.38	4.27	3.12	5.49	5.10
Cost of funds	2.67	2.27	2.18	0.54	3.09	2.71
Net interest margin	3.39	3.01	2.96	2.80	2.88	3.31
Avg Earning Assets/Avg Assets	97.08	97.18	97.15	97.06	96.03	95.21

**SELECTED FINANCIAL DATA - Bank of Central Florida**  
(Dollars in Thousands)

<b>As of:</b>	<b>09/30/24</b>	<b>12/31/23</b>	<b>09/30/23</b>	<b>12/31/22</b>	<b>\$ Change 12 MTHS</b>	<b>% Change 12 MTHS</b>
Total Assets	1,117,421	1,109,820	1,085,672	961,073	31,749	2.92
Cash and Equivalents	115,495	112,571	137,992	25,386	(22,497)	(16.30)
Securities	204,058	243,297	229,688	284,357	(25,630)	(11.16)
Loans, net	763,948	720,926	683,522	618,424	80,426	11.77
Deposit Accounts	1,027,032	1,028,887	1,007,042	879,796	19,990	1.99
Fed Funds & Repos	-	-	-	5,000	-	NA
Total Equity	80,308	71,247	70,358	69,618	9,950	14.14

<b>Period Ending</b>	<b>09/30/24</b>	<b>12/31/23</b>	<b>09/30/23</b>	<b>12/31/22</b>	<b>\$ Change 12 MTHS</b>	<b>% Change 12 MTHS</b>
Net Earnings	9,196	9,769	6,836	8,901	2,360	34.52
Interest Income	41,100	45,841	33,370	31,520	7,730	23.16
Interest Expense	13,589	14,315	10,212	3,183	3,377	33.07
Net Interest Income	27,511	31,526	23,158	28,337	4,353	18.80
Prov for Credit Losses	485	1,070	1,070	825	(585)	(54.67)
Noninterest income	2,011	2,037	1,552	1,982	459	29.57
Gain on Sale of Securities	-	(10)	(10)	-	10	(100.00)
Noninterest Expense	16,822	20,661	15,688	18,016	1,134	7.23
Net Operating Income	12,215	11,832	7,952	11,478	4,263	53.61
Income Taxes	3,024	2,053	1,106	2,577	1,918	173.42

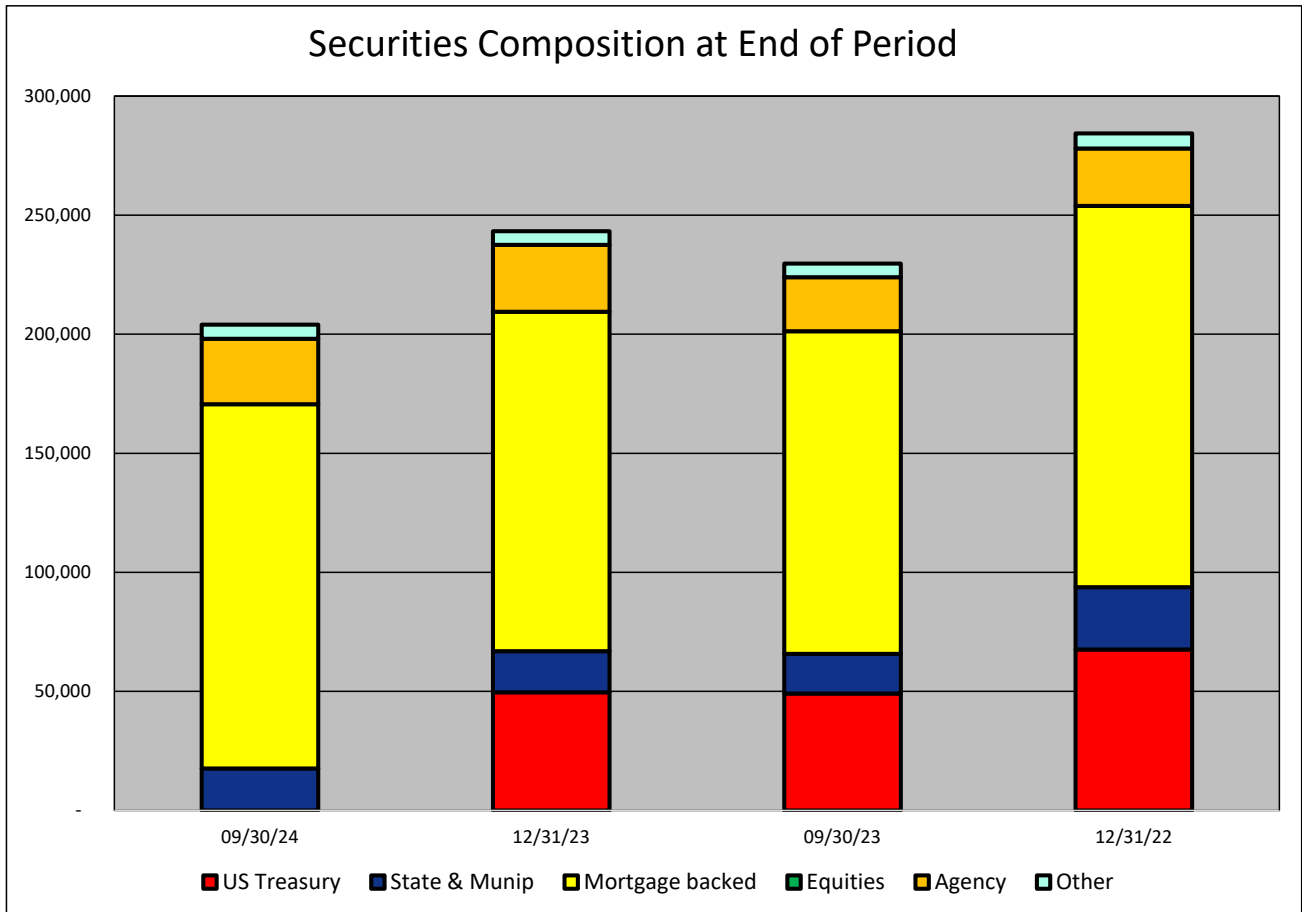


**SECURITIES COMPOSITION - Bank of Central Florida**  
(Dollars in Thousands)

As of:	09/30/24	12/31/23	09/30/23	12/31/22	\$ Change 12 MTHS	% Change 12 MTHS
--------	----------	----------	----------	----------	----------------------	---------------------

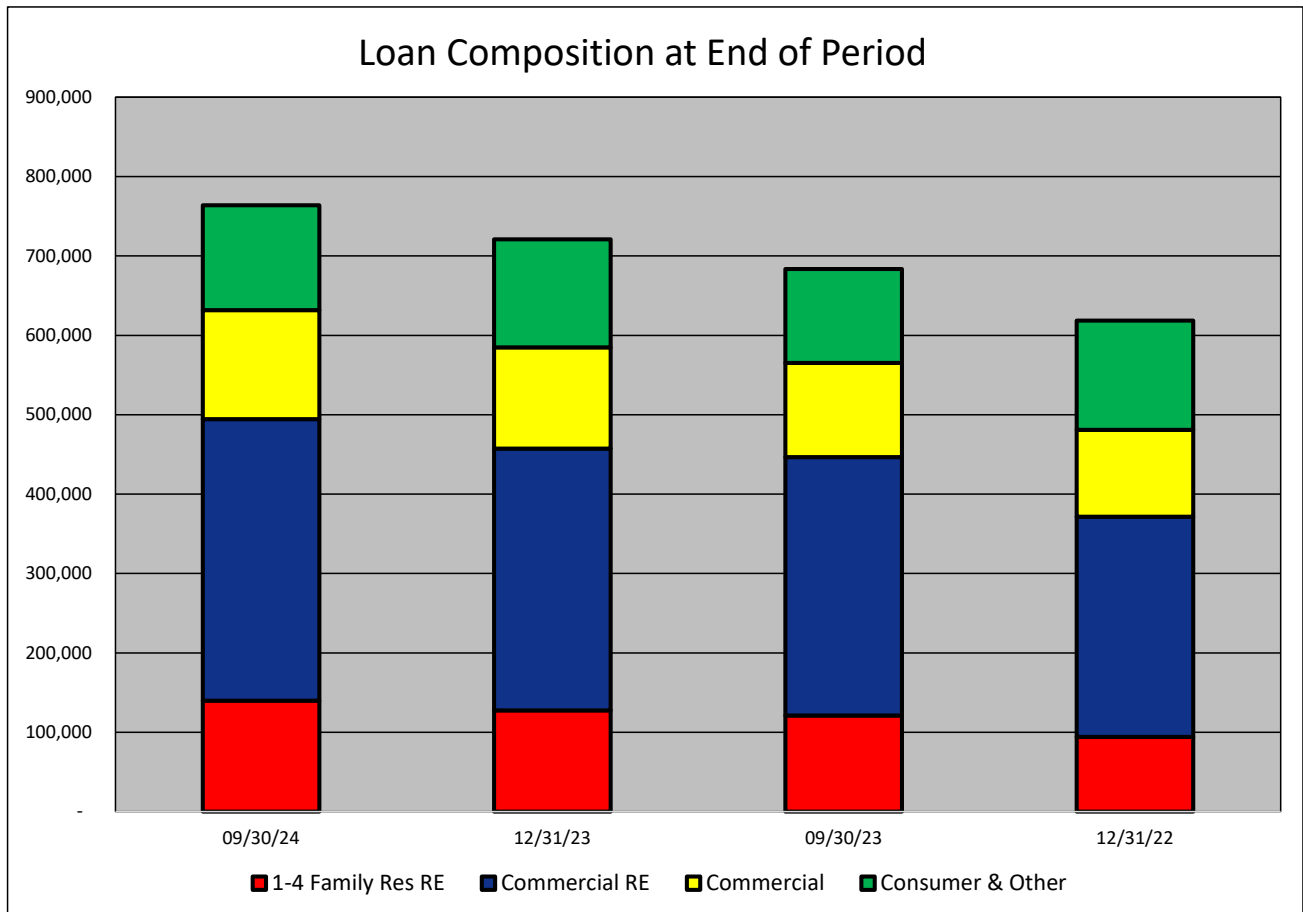
**SECURITIES CATEGORY:**

US Treasury	-	49,633	49,156	67,606	(49,156)	(100.00)
State & Munip	17,601	17,230	16,601	26,159	1,000	6.02
Mortgage backed	153,003	142,566	135,528	160,091	17,475	12.89
Equities	-	-	-	-	-	NA
Agency	27,505	28,098	22,667	24,109	4,838	21.34
Other	5,949	5,770	5,736	6,392	213	3.71
<b>Total Securities</b>	<b>204,058</b>	<b>243,297</b>	<b>229,688</b>	<b>284,357</b>	<b>(25,630)</b>	<b>(11.16)</b>



**LOAN PORTFOLIO COMPOSITION - Bank of Central Florida**  
(Dollars in Thousands)

As of:	09/30/24	12/31/23	09/30/23	12/31/22	\$ Change 12 MTHS	% Change 12 MTHS
<b>LOAN CATEGORY:</b>						
1-4 Family Res RE	139,853	127,526	121,054	94,222	18,799	15.53
Commercial RE	354,583	329,789	325,467	277,133	29,116	8.95
Commercial	137,221	127,583	118,689	109,462	18,532	15.61
Consumer & Other	132,291	136,028	118,312	137,607	13,979	11.82
Loans, Net	763,948	720,926	683,522	618,424	80,426	11.77



**LOAN PORTFOLIO QUALITY - Bank of Central Florida**  
(Dollars in Thousands)

As of:	09/30/24	12/31/23	09/30/23	12/31/22	\$ Change 12 MTHS	% Change 12 MTHS
--------	----------	----------	----------	----------	----------------------	---------------------

**ALLOWANCE FOR CREDIT LOSSES (LOANS):**

Beginning Balance	6,813	5,688	5,688	4,919	1,125	19.78
Total Recoveries	12	79	40	50	(28)	(70.00)
Total Charge-offs	-	24	-	106	-	NA
Provision Expense	485	1,070	1,070	825	(585)	(54.67)
Writedown Transfer Loans HFS	-	-	-	-	-	NA
Adjustments	(49)	-	-	-	(49)	NA
Ending Balance	7,261	6,813	6,798	5,688	463	6.81

**NON-PERFORMING ASSETS:**

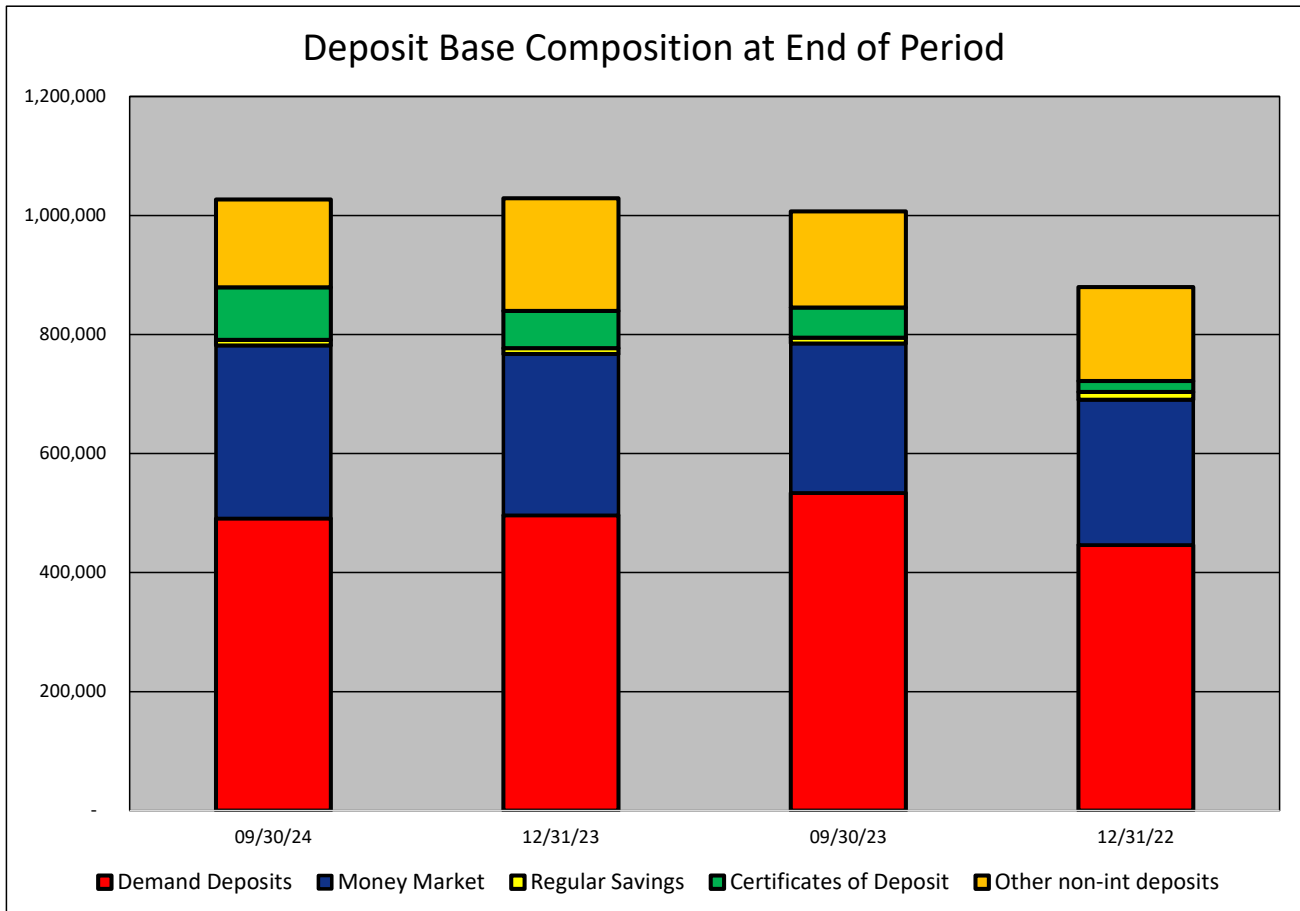
Total-90+ Days Past Due	-	-	-	-	-	NA
Total-Nonaccrual	-	-	-	-	-	NA
Foreclosed Real Estate	-	-	-	-	-	NA
Total Non-perf Assets	-	-	-	-	-	NA

**DEPOSIT BASE COMPOSITION - Bank of Central Florida**  
(Dollars in Thousands)

As of:	09/30/24	12/31/23	09/30/23	12/31/22	\$ Change 12 MTHS	% Change 12 MTHS
--------	----------	----------	----------	----------	----------------------	---------------------

**DEPOSIT BASE CATEGORY:**

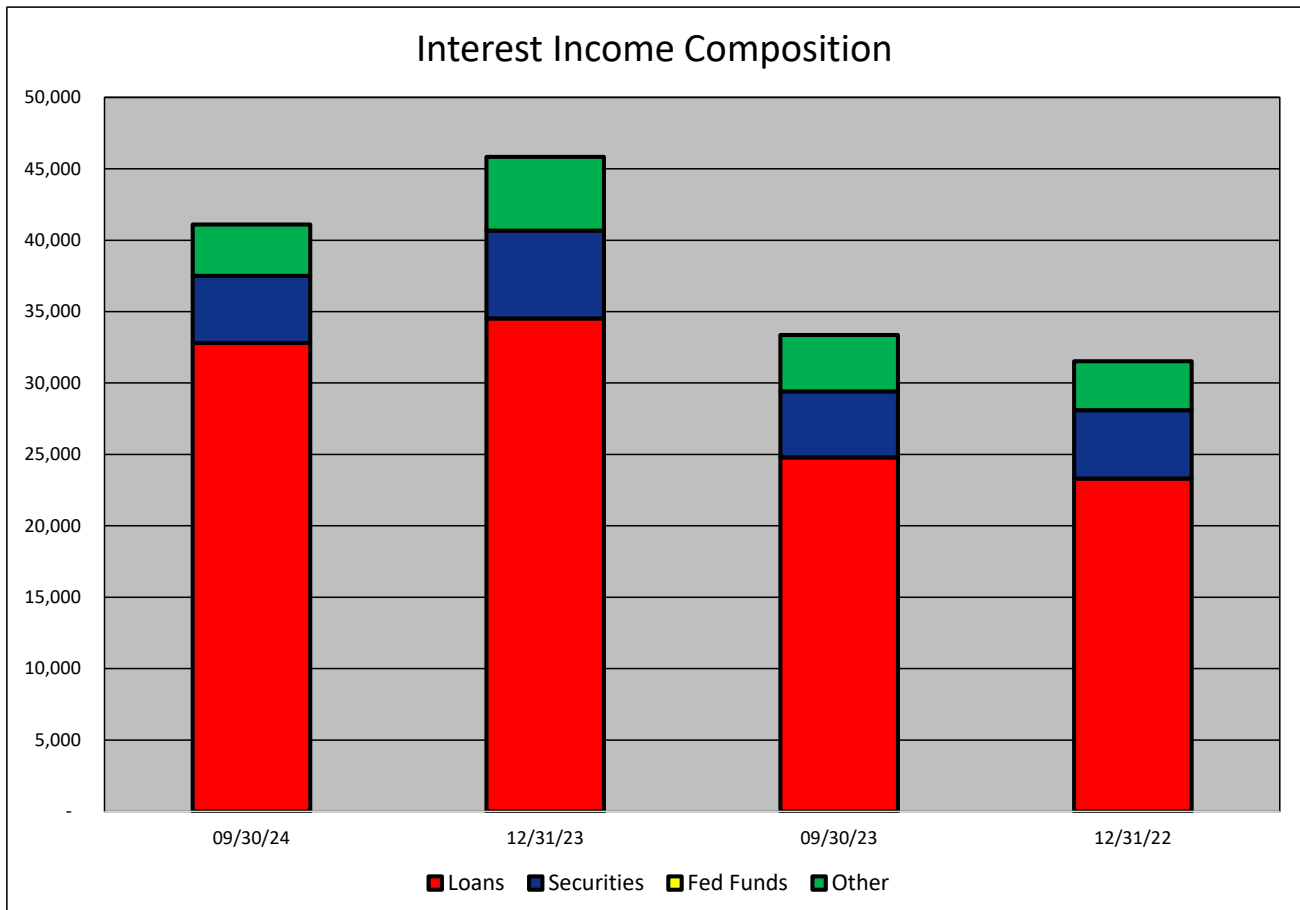
Demand Deposits	491,100	496,162	533,897	446,382	(42,797)	(8.02)
Money Market	290,520	271,163	251,033	243,888	39,487	15.73
Regular Savings	9,234	9,775	9,708	13,097	(474)	(4.88)
Certificates of Deposit	88,480	62,407	50,869	18,467	37,611	73.94
Other non-int deposits	147,698	189,380	161,535	157,962	(13,837)	(8.57)
<b>Total Deposits</b>	<b>1,027,032</b>	<b>1,028,887</b>	<b>1,007,042</b>	<b>879,796</b>	<b>19,990</b>	<b>1.99</b>





**INTEREST INCOME COMPOSITION- Bank of Central Florida**  
(Dollars in Thousands)

As of:	09/30/24	12/31/23	09/30/23	12/31/22	\$ Change 12 MTHS	% Change 12 MTHS
<b>INTEREST INCOME CATEGORY</b>						
Loans	32,804	34,521	24,793	23,313	8,011	32.31
Securities	4,692	6,150	4,624	4,779	68	1.47
Fed Funds	-	-	-	-	-	NA
Other	3,604	5,170	3,953	3,428	(349)	(8.83)
<b>Total Int Income</b>	<b>41,100</b>	<b>45,841</b>	<b>33,370</b>	<b>31,520</b>	<b>7,730</b>	<b>23.16</b>

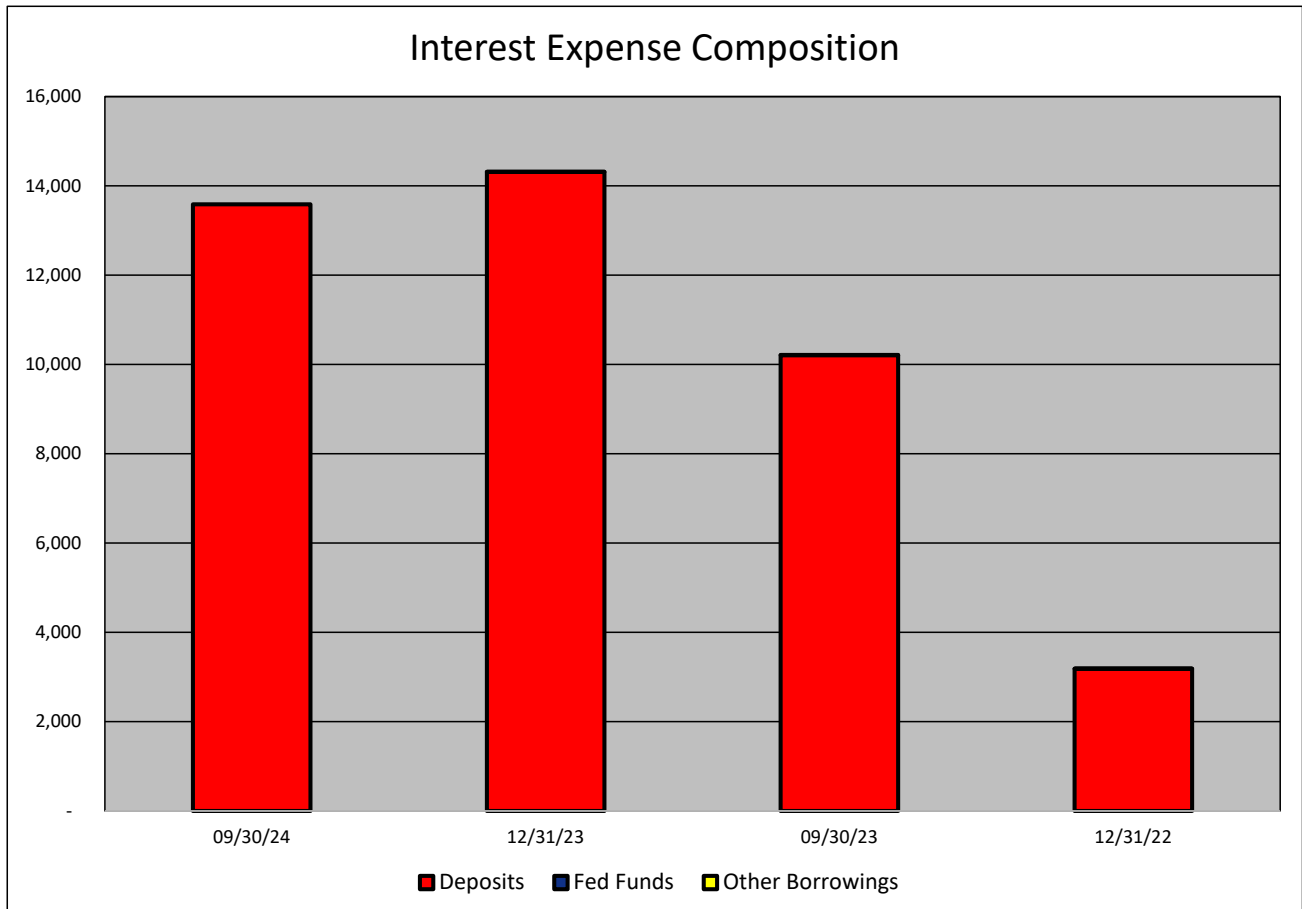


**INTEREST EXPENSE COMPOSITION- Bank of Central Florida**  
(Dollars in Thousands)

As of:	09/30/24	12/31/23	09/30/23	12/31/22	\$ Change 12 MTHS	% Change 12 MTHS
--------	----------	----------	----------	----------	----------------------	---------------------

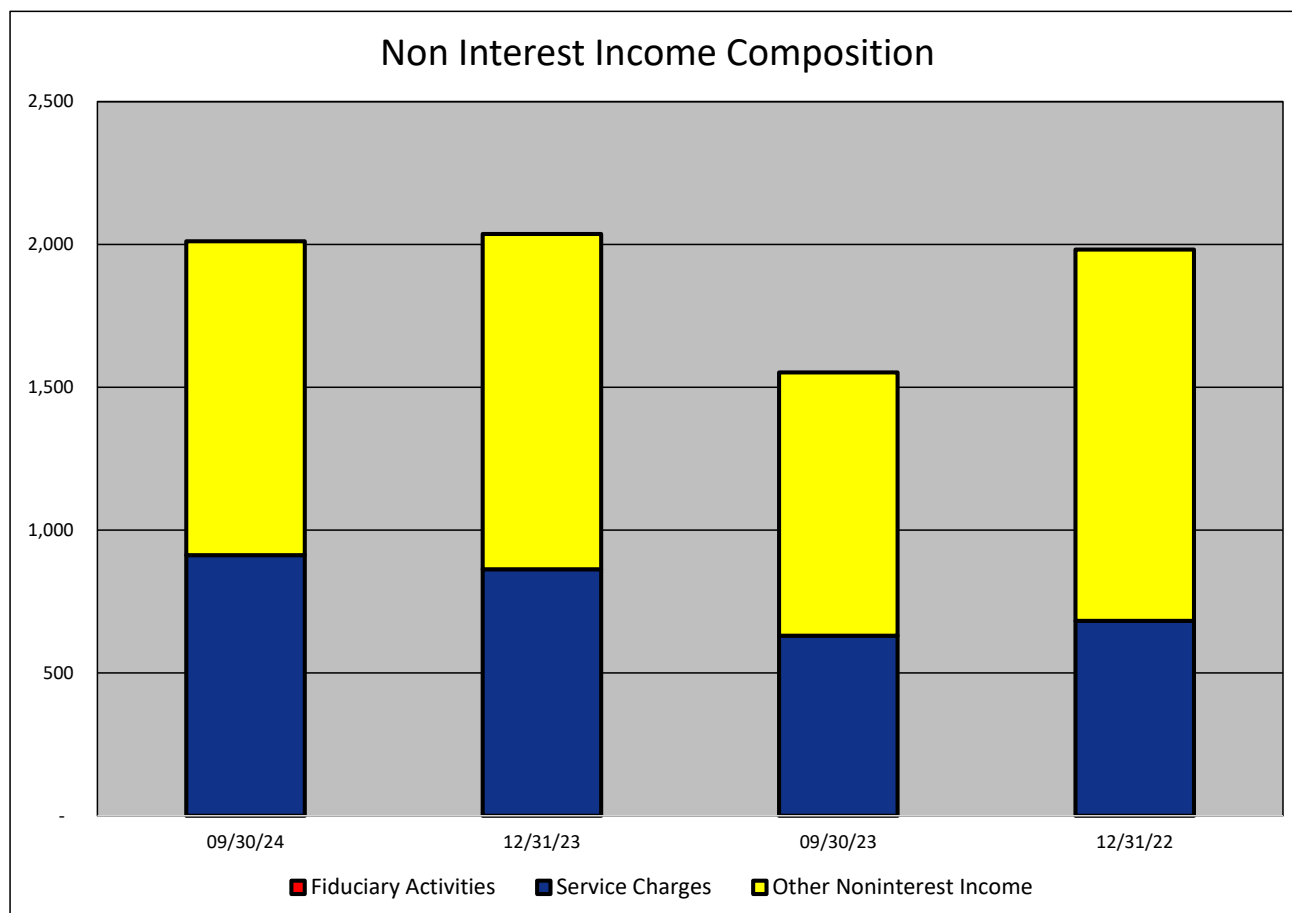
**INTEREST EXPENSE CATEGORY**

Deposits	13,589	14,313	10,210	3,182	3,379	33.10
Fed Funds	-	2	2	1	(2)	(100.00)
Other Borrowings	-	-	-	-	-	NA
<b>Total Int Expense</b>	<b>13,589</b>	<b>14,315</b>	<b>10,212</b>	<b>3,183</b>	<b>3,377</b>	<b>33.07</b>



**NONINTEREST INCOME COMPOSITION- Bank of Central Florida**  
(Dollars in Thousands)

As of:	09/30/24	12/31/23	09/30/23	12/31/22	\$ Change 12 MTHS	% Change 12 MTHS
<b>NONINTEREST INCOME CATEGORY</b>						
Fiduciary Activities	-	-	-	-	-	NA
Service Charges	912	863	630	682	282	44.76
Other Noninterest Income	1,099	1,174	922	1,300	177	19.20
<b>Total Nonint. Income</b>	<b>2,011</b>	<b>2,037</b>	<b>1,552</b>	<b>1,982</b>	<b>459</b>	<b>29.57</b>

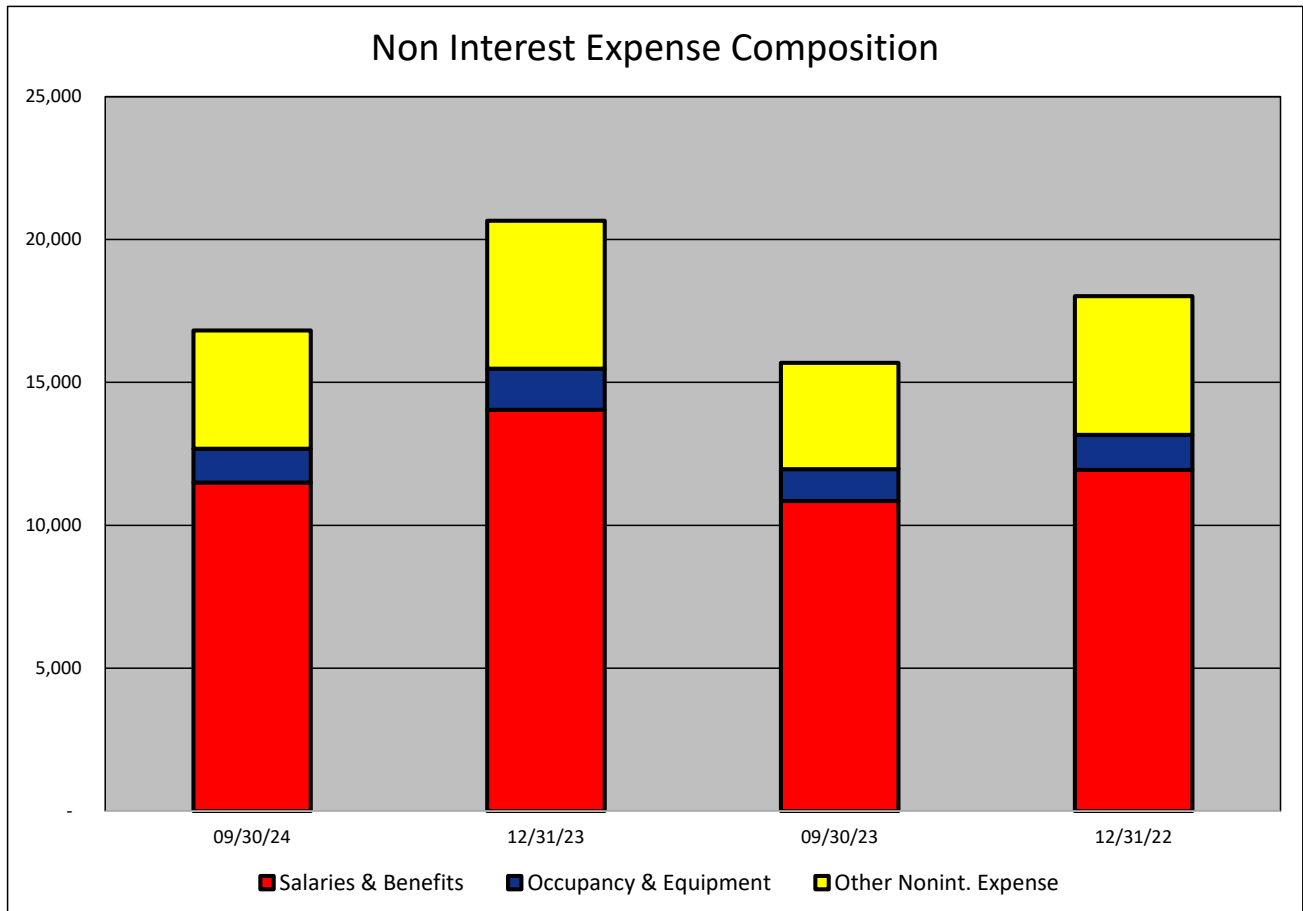


**NONINTEREST EXPENSE COMPOSITION- Bank of Central Florida**  
(Dollars in Thousands)

As of:	09/30/24	12/31/23	09/30/23	12/31/22	\$ Change 12 MTHS	% Change 12 MTHS
--------	----------	----------	----------	----------	----------------------	---------------------

**NONINTEREST EXPENSE CATEGORY**

Salaries & Benefits	11,495	14,045	10,853	11,941	642	5.92
Occupancy & Equipment	1,184	1,440	1,108	1,223	76	6.86
Other Nonint. Expense	4,143	5,176	3,727	4,852	416	11.16
<b>Total Nonint. Expense</b>	<b>16,822</b>	<b>20,661</b>	<b>15,688</b>	<b>18,016</b>	<b>1134</b>	<b>7.23</b>



**PEER GROUP COMPARISONS REPORT**  
**Central Florida Group**

BALANCE SHEET

Institution name	Total Assets \$000		% Change in Assets
	This Year	Last Year	
Sunrise Bank	577,407	475,513	<b>21.43</b>
First Colony Bank Of Florida	316,544	270,407	<b>17.06</b>
Cogent Bank	1,926,188	1,679,641	<b>14.68</b>
Winter Park National Bank	845,000	756,705	<b>11.67</b>
Surety Bank	205,765	188,254	<b>9.30</b>
Mainstreet Community Bank Of Florida	839,200	791,380	<b>6.04</b>
Citizens Bank And Trust	1,363,784	1,288,984	<b>5.80</b>
First National Bank Of Wauchula	90,799	85,989	<b>5.59</b>
Citizens First Bank	3,899,117	3,704,723	<b>5.25</b>
First Bank	729,021	694,913	<b>4.91</b>
Commerce Bank & Trust	172,375	167,161	<b>3.12</b>
<b>Bank Of Central Florida</b>	<b>1,117,421</b>	<b>1,085,672</b>	<b>2.92</b>
Southstate Bank, National Association	46,071,510	44,975,911	<b>2.44</b>
Heartland National Bank	723,390	714,025	<b>1.31</b>
Axiom Bank, National Association	815,136	824,400	<b>(1.12)</b>
Crews Bank & Trust	2,129,178	2,162,337	<b>(1.53)</b>
United Southern Bank	852,835	885,844	<b>(3.73)</b>
The First National Bank Of Mount Dora	358,220	383,020	<b>(6.47)</b>

<b>Select Peer Average</b>	<b>3,501,827</b>	<b>3,396,382</b>	<b>5.48</b>
----------------------------	------------------	------------------	-------------

**PEER GROUP COMPARISONS REPORT**  
**Central Florida Group**

BALANCE SHEET

Institution name	Total Loans \$000		% Change in Loans
	This Year	Last Year	
Sunrise Bank	451,435	373,357	<b>20.91</b>
Mainstreet Community Bank Of Florida	589,433	491,721	<b>19.87</b>
Winter Park National Bank	467,807	397,769	<b>17.61</b>
First Colony Bank Of Florida	198,059	169,168	<b>17.08</b>
Axiom Bank, National Association	597,914	519,588	<b>15.07</b>
Commerce Bank & Trust	127,846	112,482	<b>13.66</b>
<b>Bank Of Central Florida</b>	<b>763,948</b>	<b>683,522</b>	<b>11.77</b>
Cogent Bank	1,532,023	1,377,545	<b>11.21</b>
Citizens Bank And Trust	764,375	700,151	<b>9.17</b>
United Southern Bank	392,885	361,741	<b>8.61</b>
The First National Bank Of Mount Dora	117,757	109,865	<b>7.18</b>
Southstate Bank, National Association	33,835,236	32,044,116	<b>5.59</b>
Crews Bank & Trust	1,195,576	1,135,048	<b>5.33</b>
First Bank	426,947	410,155	<b>4.09</b>
Citizens First Bank	1,259,430	1,226,051	<b>2.72</b>
Heartland National Bank	154,873	152,710	<b>1.42</b>
Surety Bank	74,341	75,011	<b>(0.89)</b>
First National Bank Of Wauchula	66,300	68,628	<b>(3.39)</b>

<b>Select Peer Average</b>	<b>2,389,788</b>	<b>2,244,924</b>	<b>9.28</b>
----------------------------	------------------	------------------	-------------

**PEER GROUP COMPARISONS REPORT**  
*Central Florida Group*

**CAPITAL RATIOS**  
For the nine months ended September 30, 2024

Institution name	Equity/ Assets	Leverage Ratio	Tier 1 Risk- based Ratio	Risk based Capital Ratio	Common Equity Tier 1 Capital Ratio
Citizens First Bank	11.17	<b>12.93</b>	19.11	20.07	19.11
Surety Bank	9.82	<b>12.48</b>	24.45	25.53	24.45
The First National Bank Of Mount Dora	9.68	<b>11.82</b>	16.62	17.54	16.62
First National Bank Of Wauchula	10.20	<b>11.36</b>	0.00	0.00	0.00
Axiom Bank, National Association	11.38	<b>11.03</b>	13.41	14.63	13.41
Crews Bank & Trust	11.00	<b>10.88</b>	0.00	0.00	0.00
Southstate Bank, National Association	13.41	<b>10.59</b>	13.15	14.41	13.15
Heartland National Bank	8.94	<b>9.52</b>	27.83	28.92	27.83
Sunrise Bank	8.07	<b>9.31</b>	0.00	0.00	0.00
United Southern Bank	5.60	<b>9.19</b>	16.43	17.68	16.43
First Bank	9.10	<b>9.17</b>	14.86	16.11	14.86
Commerce Bank & Trust	6.54	<b>9.09</b>	11.75	13.01	11.75
Mainstreet Community Bank Of Florida	7.71	<b>8.86</b>	0.00	0.00	0.00
Cogent Bank	8.82	<b>8.68</b>	10.68	11.81	10.68
First Colony Bank Of Florida	7.87	<b>8.66</b>	11.91	13.16	11.91
Bank Of Central Florida	7.19	<b>8.26</b>	11.69	12.61	11.69
Citizens Bank And Trust	2.61	<b>7.44</b>	12.00	12.93	12.00
Winter Park National Bank	5.43	<b>6.62</b>	10.70	11.96	10.70

<b>Select Peer Average</b>	8.59	9.77	11.92	12.80	11.92
----------------------------	------	------	-------	-------	-------

**PEER GROUP COMPARISONS REPORT**  
*Central Florida Group*

**BALANCE SHEET RATIOS**  
For the nine months ended September 30, 2024

Institution name	Loans/ Deposits	Gross Loans/ Assets	Securities/ Assets
Southstate Bank, National Association	<b>89.63</b>	73.44	14.90
Sunrise Bank	<b>88.83</b>	78.18	14.57
Cogent Bank	<b>87.82</b>	79.54	16.97
First National Bank Of Wauchula	<b>85.37</b>	73.02	6.32
Axiom Bank, National Association	<b>83.83</b>	73.35	7.25
Commerce Bank & Trust	<b>81.81</b>	74.17	15.14
Mainstreet Community Bank Of Florida	<b>78.65</b>	70.24	22.09
<b>Bank Of Central Florida</b>	<b>74.38</b>	<b>68.37</b>	<b>18.26</b>
First Colony Bank Of Florida	<b>68.34</b>	62.57	17.27
First Bank	<b>64.95</b>	58.56	25.58
Winter Park National Bank	<b>63.60</b>	55.36	27.75
Crews Bank & Trust	<b>63.52</b>	56.15	28.82
Citizens Bank And Trust	<b>59.88</b>	56.05	40.28
United Southern Bank	<b>52.66</b>	46.07	40.28
Surety Bank	<b>40.31</b>	36.13	15.98
Citizens First Bank	<b>37.98</b>	32.30	62.56
The First National Bank Of Mount Dora	<b>36.86</b>	32.87	58.05
Heartland National Bank	<b>24.42</b>	21.41	50.82

<b>Select Peer Average</b>	65.71	58.21	26.83
----------------------------	-------	-------	-------



**PEER GROUP COMPARISONS REPORT**  
*Central Florida Group*

**PROFITABILITY RATIOS**  
**For the nine months ended September 30, 2024**

Institution name	Avg Total Assets (\$000)	Return on Avg Assets	Return on Avg Equity
Surety Bank	203,893	<b>2.64</b>	27.98
Crews Bank & Trust	2,156,406	<b>1.68</b>	16.09
Heartland National Bank	721,974	<b>1.62</b>	20.15
First Colony Bank Of Florida	307,721	<b>1.58</b>	20.01
Cogent Bank	1,890,314	<b>1.36</b>	16.85
First Bank	733,472	<b>1.25</b>	14.97
Southstate Bank, National Association	46,156,319	<b>1.19</b>	9.30
<b>Bank Of Central Florida</b>	<b>1,115,434</b>	<b>1.10</b>	<b>16.60</b>
First National Bank Of Wauchula	90,014	<b>1.00</b>	10.41
Sunrise Bank	535,153	<b>0.97</b>	12.49
Winter Park National Bank	822,270	<b>0.95</b>	18.12
Citizens First Bank	3,899,649	<b>0.93</b>	9.25
The First National Bank Of Mount Dora	368,077	<b>0.90</b>	10.49
United Southern Bank	920,807	<b>0.77</b>	18.27
Commerce Bank & Trust	174,598	<b>0.64</b>	10.86
Mainstreet Community Bank Of Florida	812,929	<b>0.61</b>	8.45
Citizens Bank And Trust	1,421,567	<b>0.56</b>	39.26
Axiom Bank, National Association	843,751	<b>0.51</b>	4.78

<b>Select Peer Average</b>	<b>3,509,686</b>	<b>1.13</b>	<b>15.80</b>
----------------------------	------------------	-------------	--------------

**PEER GROUP COMPARISONS REPORT**  
*Central Florida Group*

**PROFITABILITY RATIOS**  
**For the nine months ended September 30, 2024**

Institution name	Noninterest Income/AA	Net Overhead Ratio	Efficiency Ratio	Assets (per million) per Employee
Heartland National Bank	0.25	1.13	<b>39.00</b>	13.40
Winter Park National Bank	0.06	1.02	<b>43.59</b>	27.26
First Colony Bank Of Florida	0.12	1.55	<b>49.58</b>	16.66
Citizens First Bank	0.59	1.01	<b>51.91</b>	9.70
Surety Bank	3.47	(0.06)	<b>55.20</b>	5.56
<b>Bank Of Central Florida</b>	<b>0.24</b>	<b>1.77</b>	<b>56.92</b>	<b>10.44</b>
Cogent Bank	0.77	1.94	<b>57.30</b>	8.16
Southstate Bank, National Association	0.70	1.48	<b>57.43</b>	8.96
First Bank	0.67	1.75	<b>58.40</b>	6.88
Crews Bank & Trust	0.81	1.78	<b>58.49</b>	5.88
Sunrise Bank	0.06	2.01	<b>65.81</b>	9.62
United Southern Bank	0.59	1.69	<b>68.51</b>	5.54
Mainstreet Community Bank Of Florida	0.36	1.95	<b>69.37</b>	8.07
The First National Bank Of Mount Dora	2.62	1.40	<b>76.61</b>	4.32
Commerce Bank & Trust	0.22	2.17	<b>77.40</b>	8.21
Citizens Bank And Trust	0.70	1.64	<b>78.48</b>	7.07
First National Bank Of Wauchula	0.82	3.24	<b>80.08</b>	4.13
Axiom Bank, National Association	1.14	3.42	<b>83.25</b>	5.66

<b>Select Peer Average</b>	0.79	1.72	62.63	9.19
----------------------------	------	------	-------	------

**PEER GROUP COMPARISONS REPORT**  
*Central Florida Group*

**ASSET QUALITY RATIOS**  
For the nine months ended September 30, 2024

Institution name	Allowance/ Loans	Nonperf Loans/ Total Loans	Nonperf Assets/ Total Assets	Adjusted Texas Ratio
Commerce Bank & Trust	1.40	0.00	<b>0.00</b>	0.00
Bank Of Central Florida	0.95	0.00	<b>0.00</b>	0.00
First Colony Bank Of Florida	1.55	0.00	<b>0.00</b>	0.00
Crews Bank & Trust	1.84	0.03	<b>0.02</b>	0.14
Citizens First Bank	1.69	0.18	<b>0.06</b>	0.48
First Bank	1.71	0.09	<b>0.06</b>	0.27
Heartland National Bank	1.59	0.33	<b>0.07</b>	0.76
The First National Bank Of Mount Dora	1.75	0.22	<b>0.07</b>	0.71
Surety Bank	1.49	0.46	<b>0.17</b>	1.60
United Southern Bank	2.39	0.44	<b>0.20</b>	3.02
Winter Park National Bank	1.67	0.57	<b>0.32</b>	4.99
Cogent Bank	1.11	0.49	<b>0.39</b>	4.05
Southstate Bank, National Association	1.38	0.56	<b>0.41</b>	3.35
Sunrise Bank	1.19	0.53	<b>0.42</b>	0.96
First National Bank Of Wauchula	1.52	0.83	<b>0.61</b>	5.38
Mainstreet Community Bank Of Florida	1.25	1.09	<b>0.77</b>	8.96
Citizens Bank And Trust	1.03	1.82	<b>1.02</b>	32.07
Axiom Bank, National Association	1.27	1.88	<b>1.43</b>	11.75

<b>Select Peer Average</b>	1.49	0.53	0.33	4.36
----------------------------	------	------	------	------

**PEER GROUP COMPARISONS REPORT**  
*Central Florida Group*

**STATEMENT OF CONDITION (% OF ASSETS)**  
**For the nine months ended September 30, 2024**

Institution name	Cash & Nointerest bearing Deps	Interest- bearing Bal	Fed Funds Sold & Repos	Held to Maturity Secs	Available for Sale Secs
Surety Bank	<b>24.38</b>	19.39	0.00	0.00	15.98
First National Bank Of Wauchula	<b>6.29</b>	10.22	0.00	0.00	6.32
First Bank	<b>2.28</b>	8.63	1.42	0.00	25.58
Mainstreet Community Bank Of Florida	<b>1.49</b>	1.72	0.08	0.00	22.09
Commerce Bank & Trust	<b>1.39</b>	6.74	0.00	0.00	15.14
Southstate Bank, National Association	<b>1.23</b>	1.40	0.01	5.00	9.91
First Colony Bank Of Florida	<b>1.13</b>	18.99	0.00	9.68	7.59
Axiom Bank, National Association	<b>1.02</b>	14.92	0.00	0.00	7.25
Heartland National Bank	<b>1.01</b>	24.44	0.00	0.00	50.82
Sunrise Bank	<b>1.00</b>	4.57	0.00	0.87	13.70
Crews Bank & Trust	<b>0.89</b>	13.17	0.00	21.15	7.67
Winter Park National Bank	<b>0.88</b>	14.73	0.00	17.58	10.16
United Southern Bank	<b>0.85</b>	8.02	0.00	1.03	39.25
Citizens First Bank	<b>0.73</b>	0.19	1.36	0.00	62.56
<b>Bank Of Central Florida</b>	<b>0.57</b>	<b>9.76</b>	<b>0.00</b>	<b>0.00</b>	<b>18.26</b>
The First National Bank Of Mount Dora	<b>0.51</b>	2.57	0.00	0.00	58.05
Citizens Bank And Trust	<b>0.25</b>	0.93	0.00	0.00	40.28
Cogent Bank	<b>0.11</b>	2.98	0.00	0.00	16.97

<b>Select Peer Average</b>	<b>2.56</b>	<b>9.08</b>	<b>0.16</b>	<b>3.07</b>	<b>23.75</b>
----------------------------	-------------	-------------	-------------	-------------	--------------

**PEER GROUP COMPARISONS REPORT**  
*Central Florida Group*

**STATEMENT OF CONDITION (% OF ASSETS)**  
**For the nine months ended September 30, 2024**

Institution name	Net Loans & Leases	Premises & Fixed Assets	Total Real Estate Owned	Intangible Assets
Cogent Bank	<b>78.57</b>	0.23	0.00	0.12
Sunrise Bank	<b>77.25</b>	1.54	0.00	0.00
Commerce Bank & Trust	<b>73.13</b>	0.13	0.00	0.00
Axiom Bank, National Association	<b>72.42</b>	1.46	0.01	0.13
First National Bank Of Wauchula	<b>71.90</b>	1.35	0.00	0.00
Southstate Bank, National Association	<b>71.80</b>	1.11	0.00	4.51
Mainstreet Community Bank Of Florida	<b>69.29</b>	2.16	0.00	0.01
<b>Bank Of Central Florida</b>	<b>67.72</b>	<b>1.56</b>	<b>0.00</b>	<b>0.02</b>
First Colony Bank Of Florida	<b>61.60</b>	0.38	0.00	0.00
First Bank	<b>57.56</b>	1.98	0.00	0.00
Citizens Bank And Trust	<b>55.47</b>	1.30	0.00	0.00
Crews Bank & Trust	<b>55.12</b>	1.28	0.00	0.00
Winter Park National Bank	<b>54.44</b>	0.33	0.00	0.00
United Southern Bank	<b>44.97</b>	1.20	0.00	0.00
Surety Bank	<b>35.59</b>	1.23	0.00	0.00
The First National Bank Of Mount Dora	<b>32.30</b>	1.20	0.00	0.00
Citizens First Bank	<b>31.50</b>	1.39	0.00	0.44
Heartland National Bank	<b>21.04</b>	0.55	0.00	0.00

<b>Select Peer Average</b>	57.32	1.13	0.00	0.29
----------------------------	-------	------	------	------

**PEER GROUP COMPARISONS REPORT**  
*Central Florida Group*

**STATEMENT OF CONDITION (% OF TOTAL FUNDING SOURCES)**  
**For the nine months ended September 30, 2024**

Institution name	Non Interest Bearing Deps	Interest Bearing Deps	Total Deps	Total Fed Funds & Repos	Other Borrowed Money
Surety Bank	<b>47.25</b>	52.75	100.00	0.00	0.00
Crews Bank & Trust	<b>40.76</b>	59.15	99.91	0.09	0.00
Axiom Bank, National Association	<b>40.28</b>	59.72	100.00	0.00	0.00
The First National Bank Of Mount Dora	<b>38.06</b>	61.94	100.00	0.00	0.00
First Bank	<b>36.13</b>	63.87	100.00	0.00	0.00
First Colony Bank Of Florida	<b>36.11</b>	63.89	100.00	0.00	0.00
Citizens Bank And Trust	<b>33.74</b>	63.34	97.08	1.17	1.75
<b>Bank Of Central Florida</b>	<b>33.64</b>	66.36	100.00	0.00	0.00
Commerce Bank & Trust	<b>31.41</b>	66.32	97.74	2.26	0.00
Mainstreet Community Bank Of Florida	<b>31.36</b>	66.05	97.40	0.00	2.60
First National Bank Of Wauchula	<b>27.73</b>	69.76	97.49	0.00	2.51
Southstate Bank, National Association	<b>27.18</b>	70.64	97.82	1.39	0.78
United Southern Bank	<b>26.25</b>	67.47	93.72	0.00	6.28
Cogent Bank	<b>25.05</b>	74.95	100.00	0.00	0.00
Heartland National Bank	<b>24.30</b>	72.73	97.03	2.97	0.00
Sunrise Bank	<b>22.83</b>	73.94	96.76	0.00	3.24
Winter Park National Bank	<b>20.63</b>	71.94	92.56	1.14	6.29
Citizens First Bank	<b>16.73</b>	79.93	96.66	3.34	0.00

<b>Select Peer Average</b>	31.08	66.93	98.01	0.69	1.30
----------------------------	-------	-------	-------	------	------

**PEER GROUP COMPARISONS REPORT**  
*Central Florida Group*

**YIELDS, COSTS & SPREADS - ASSET YIELDS**  
**For the nine months ended September 30, 2024**

Institution name	Yield on Earning Assets	Cost of Funds	Net Interest Margin	Avg Earning Assets/AA
First National Bank Of Wauchula	6.43	2.73	<b>4.61</b>	92.17
Axiom Bank, National Association	6.72	3.84	<b>4.52</b>	95.93
Cogent Bank	6.75	4.11	<b>3.94</b>	99.20
First Bank	4.81	1.91	<b>3.66</b>	94.27
Crews Bank & Trust	4.88	2.38	<b>3.64</b>	98.34
Surety Bank	5.65	3.12	<b>3.51</b>	73.61
Heartland National Bank	4.94	2.21	<b>3.40</b>	96.94
<b>Bank Of Central Florida</b>	<b>5.06</b>	<b>2.67</b>	<b>3.39</b>	<b>97.08</b>
Southstate Bank, National Association	5.05	2.52	<b>3.37</b>	91.05
First Colony Bank Of Florida	5.12	2.23	<b>3.16</b>	99.06
Mainstreet Community Bank Of Florida	4.77	2.50	<b>3.16</b>	94.34
Sunrise Bank	5.82	3.89	<b>3.13</b>	98.17
Commerce Bank & Trust	5.09	3.21	<b>2.90</b>	97.27
United Southern Bank	3.97	1.48	<b>2.82</b>	96.36
Citizens First Bank	4.18	1.95	<b>2.48</b>	97.50
Winter Park National Bank	4.83	3.23	<b>2.46</b>	97.77
The First National Bank Of Mount Dora	3.75	2.32	<b>2.44</b>	97.89
Citizens Bank And Trust	3.92	2.55	<b>2.34</b>	96.76
<b>Select Peer Average</b>	<b>5.10</b>	<b>2.71</b>	<b>3.31</b>	<b>95.21</b>