

# Surety Bank

Deland, FL

Established

1/1/1926

## Florida Bank and Thrift Performance Report

### Table of Contents

<b>Title</b>	<b>Page</b>
PEER GROUP POSITION	1
EXECUTIVE SUMMARY	2
SELECTED FINANCIAL DATA	3
SECURITIES COMPOSITION	4
LOAN PORTFOLIO COMPOSITION	5
LOAN PORTFOLIO QUALITY	6
DEPOSIT BASE COMPOSITION	7
INTEREST INCOME COMPOSITION	8
INTEREST EXPENSE COMPOSITION	9
NONINTEREST INCOME COMPOSITION	10
NONINTEREST EXPENSE COMPOSITION	11
PEER GROUP COMPARISONS REPORT	12-22

---

#### FLORIDA BANKING TEAM

Ted Hacker, Steve Kania, Robert Brink, David Ajvazi, Erica Hines, Sacha Widmaier, Anthony Hagbartsen, Madeline Bogumil, Lauren Klindt, Phillip Berdeguer, Andrew Joyce, Mai Tran, Meranda Joseph, Patricia Romero, Vanessa Hossler, Adam McCord, Allyson Wiitala, Jacob Ingram, Adam McCord, Rachel Jean, Brendan Yosko, Martha Zubia, Stephanie Flores, Joshua Koelsch, Krishna Reddy, Jacob Frantzen, Sander Ocasio, Brian Katz, Nicholas Singh, Martin Gonzalez

Information contained herein was obtained from FIS is believed to be reliable however, accuracy is not guaranteed and all peer and state averages are simple averages.

**PEER GROUP POSITION**

For the  
*Central Florida Group*

**For the six months June 30, 2024**

Institution name	Total Assets (\$'000's)
Southstate Bank, National Association	45,481,202
Citizens First Bank	3,775,894
Crews Bank & Trust	2,160,584
Cogent Bank	1,931,272
Citizens Bank And Trust	1,338,732
Bank Of Central Florida	1,086,814
United Southern Bank	865,842
Axiom Bank, National Association	852,029
Mainstreet Community Bank Of Florida	807,304
Winter Park National Bank	793,742
First Bank	728,056
Heartland National Bank	713,354
Sunrise Bank	529,750
The First National Bank Of Mount Dora	363,329
First Colony Bank Of Florida	310,087
<b>Surety Bank</b>	<b>205,983</b>
Commerce Bank & Trust	173,127
First National Bank Of Wauchula	90,555

Institution name	Return on Avg Assets (%)
<b>Surety Bank</b>	<b>2.80</b>
Crews Bank & Trust	1.75
Heartland National Bank	1.64
First Colony Bank Of Florida	1.53
Cogent Bank	1.39
First Bank	1.18
Southstate Bank, National Association	1.14
Bank Of Central Florida	1.10
The First National Bank Of Mount Dora	0.98
Winter Park National Bank	0.93
Sunrise Bank	0.90
Citizens First Bank	0.88
United Southern Bank	0.73
First National Bank Of Wauchula	0.62
Axiom Bank, National Association	0.58
Commerce Bank & Trust	0.56
Citizens Bank And Trust	0.55
Mainstreet Community Bank Of Florida	0.51

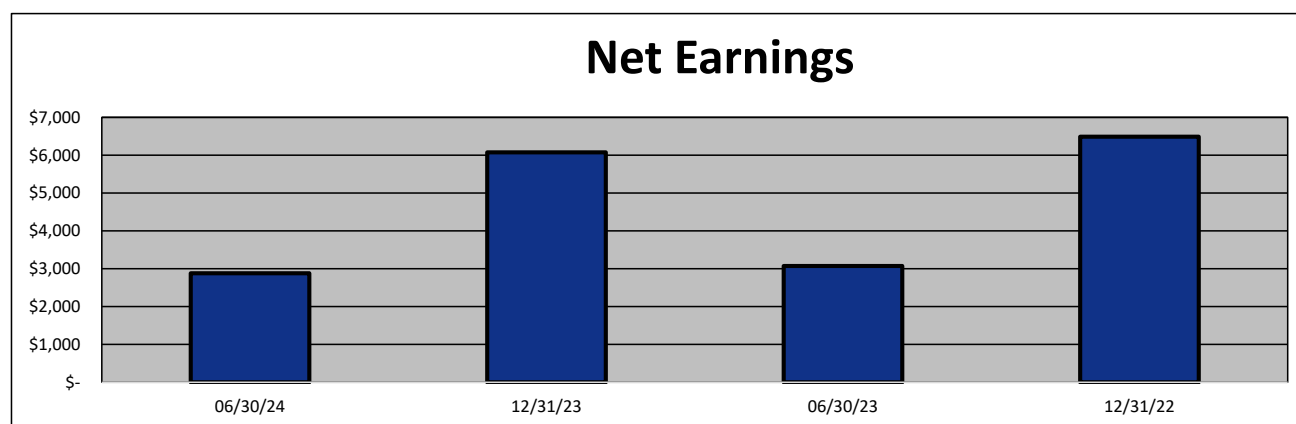
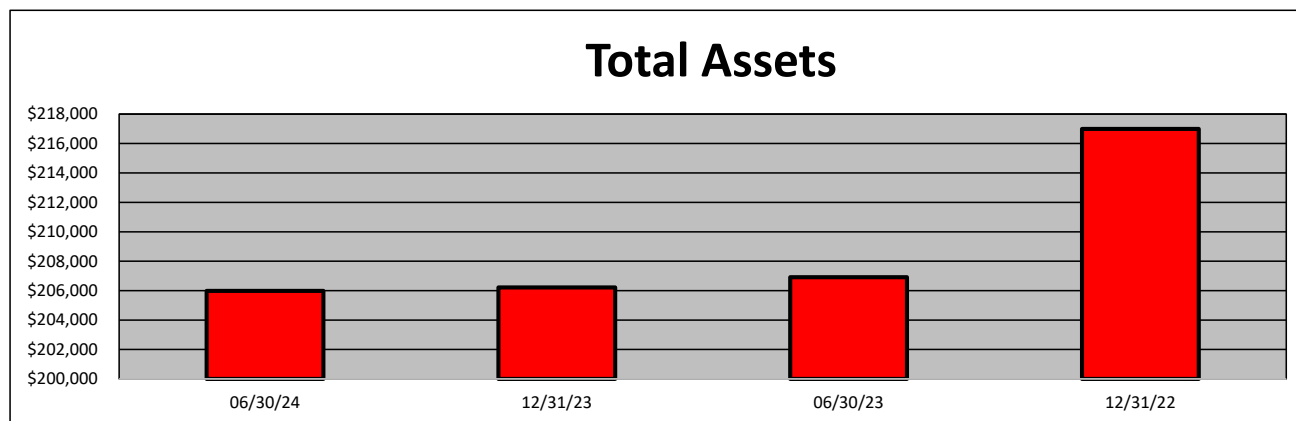
**EXECUTIVE SUMMARY - Surety Bank  
(Percentage)**

Period Ending	06/30/24	12/31/23	06/30/23	12/31/22	State Avg.	Peer Avg.
<b>CAPITAL RATIOS</b>						
Equity/Assets	9.32	9.07	8.25	7.12	9.59	7.92
Leverage Ratio	11.96	12.12	12.03	10.77	10.67	9.52
Tier 1 Cap/Risk Based Assets	25.62	23.72	24.00	22.35	12.61	10.87
Risk Based Ratio	26.77	24.78	25.06	23.35	13.45	11.70
Common Equity Tier 1 Capital Ratio	25.62	23.72	24.00	22.35	12.57	10.87
<b>BALANCE SHEET RATIOS:</b>						
Loan/Deposit Ratio	41.46	43.58	43.86	40.80	75.33	65.67
Loans/Assets	37.54	39.57	37.33	35.59	63.16	58.27
Securities/Assets	15.65	15.87	15.10	14.31	19.74	26.82
<b>PROFITABILITY:</b>						
Return on Avg Assets	2.80	3.13	3.17	3.13	0.75	1.10
Return on Avg Equity	30.43	36.59	37.45	40.83	10.61	16.50
Nonint Income/Avg Assets	3.49	3.77	3.71	3.35	0.79	0.78
Net Overhead Ratio	(0.17)	(0.26)	(0.26)	(0.41)	2.14	1.71
Efficiency Ratio	53.18	51.89	51.17	47.67	72.23	63.08
Assets (per million) per Employee	5.57	5.43	5.75	5.71	10.25	9.08
<b>ASSET QUALITY:</b>						
Allowance/Loans	1.42	1.29	1.29	1.27	1.31	1.48
Nonperforming Loans/Total Loans	0.46	0.48	1.32	1.44	0.56	0.50
Nonperforming Assets/Total Assets	0.17	0.19	0.49	0.51	0.38	0.31
Adjusted Texas Ratio	1.77	1.98	5.62	6.75	4.10	5.77
<b>YIELDS &amp; COSTS:</b>						
Yield on earning assets	5.57	5.29	4.61	4.15	5.44	5.04
Cost of funds	3.13	1.93	1.26	0.40	3.03	2.66
Net interest margin	3.48	3.94	3.80	3.84	2.85	3.30
Avg Earning Assets/Avg Assets	75.51	72.70	76.70	70.75	95.94	95.36

**SELECTED FINANCIAL DATA - Surety Bank**  
(Dollars in Thousands)

<b>As of:</b>	<b>06/30/24</b>	<b>12/31/23</b>	<b>06/30/23</b>	<b>12/31/22</b>	<b>\$ Change 12 MTHS</b>	<b>% Change 12 MTHS</b>
Total Assets	205,983	206,218	206,910	216,989	(927)	(0.45)
Cash and Equivalents	88,051	84,443	90,585	101,140	(2,534)	(2.80)
Securities	32,234	32,726	31,246	31,044	988	3.16
Loans, net	77,326	81,604	77,235	77,233	91	0.12
Deposit Accounts	186,492	187,247	176,101	189,298	10,391	5.90
Fed Funds & Repos	-	-	3,400	-	(3,400)	(100.00)
Total Equity	19,204	18,696	17,067	15,447	2,137	12.52

<b>Period Ending</b>	<b>06/30/24</b>	<b>12/31/23</b>	<b>06/30/23</b>	<b>12/31/22</b>	<b>\$ Change 12 MTHS</b>	<b>% Change 12 MTHS</b>
Net Earnings	2,880	6,075	3,074	6,488	(194)	(6.31)
Interest Income	4,332	7,476	3,426	6,088	906	26.44
Interest Expense	1,627	1,908	603	455	1,024	169.82
Net Interest Income	2,705	5,568	2,823	5,633	(118)	(4.18)
Prov for Credit Losses	-	-	-	-	-	NA
Noninterest income	3,593	7,326	3,599	6,938	(6)	(0.17)
Gain on Sale of Securities	-	-	-	-	-	NA
Noninterest Expense	3,418	6,819	3,348	6,083	70	2.09
Net Operating Income	2,880	6,075	3,074	6,488	(194)	(6.31)
Income Taxes	-	-	-	-	-	NA

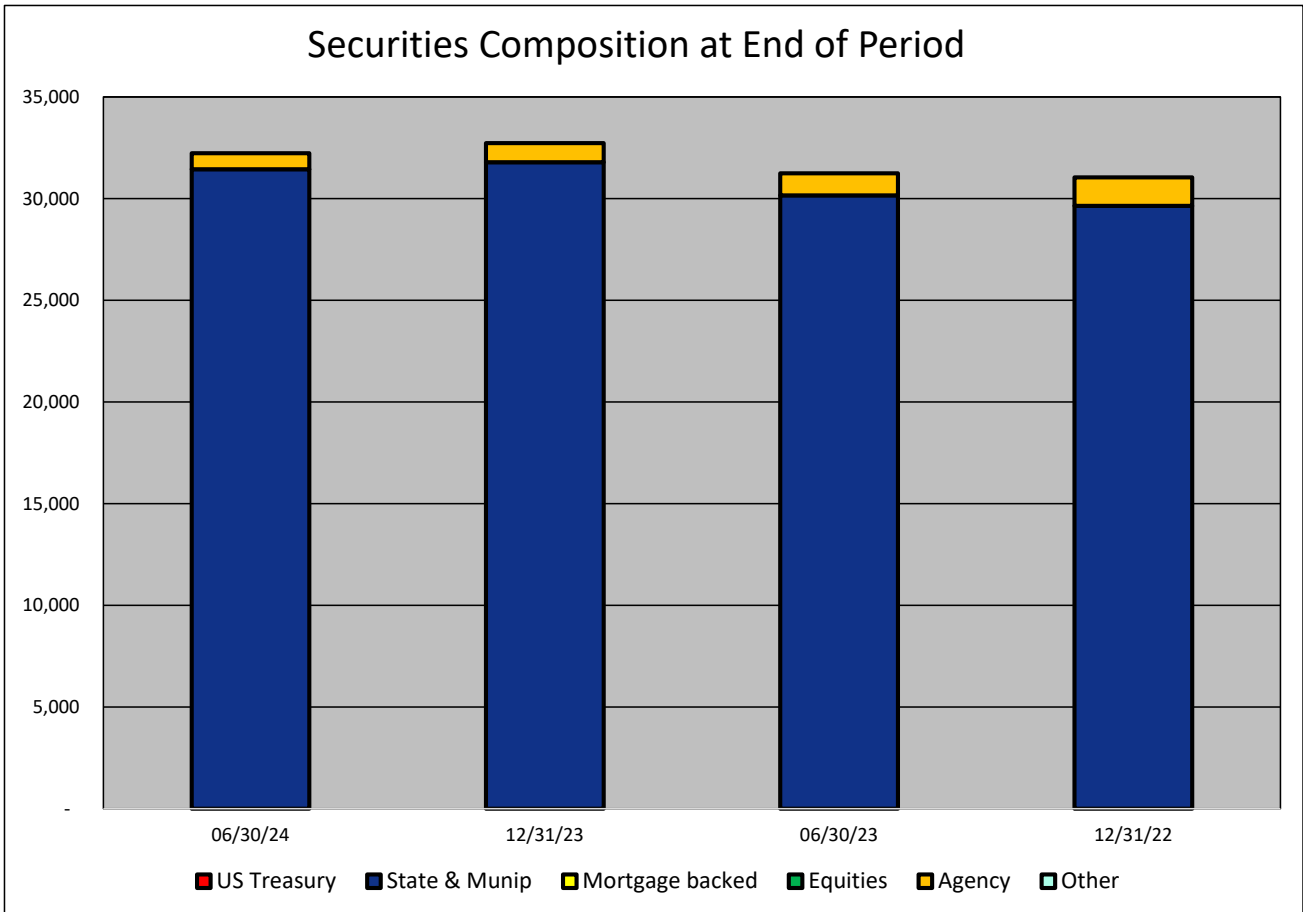


**SECURITIES COMPOSITION - Surety Bank**  
(Dollars in Thousands)

As of:	06/30/24	12/31/23	06/30/23	12/31/22	\$ Change 12 MTHS	% Change 12 MTHS
--------	----------	----------	----------	----------	----------------------	---------------------

**SECURITIES CATEGORY:**

US Treasury	-	-	-	-	-	NA
State & Munip	31,442	31,787	30,159	29,643	1,283	4.25
Mortgage backed	-	-	-	-	-	NA
Equities	-	-	-	-	-	NA
Agency	792	939	1,087	1,401	(295)	(27.14)
Other	-	-	-	-	-	NA
<b>Total Securities</b>	<b>32,234</b>	<b>32,726</b>	<b>31,246</b>	<b>31,044</b>	<b>988</b>	<b>3.16</b>

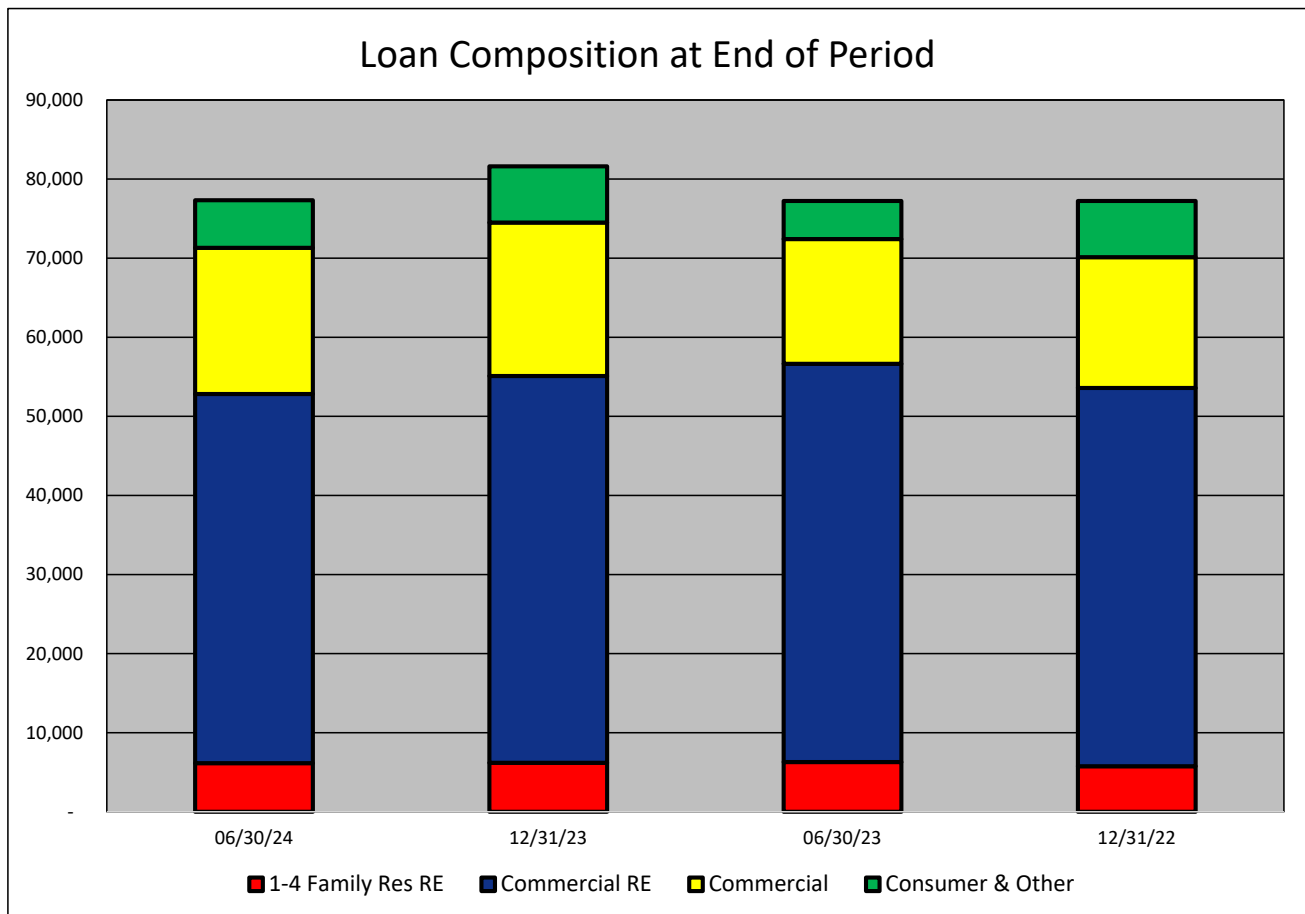


**LOAN PORTFOLIO COMPOSITION - Surety Bank**  
(Dollars in Thousands)

As of:	06/30/24	12/31/23	06/30/23	12/31/22	\$ Change 12 MTHS	% Change 12 MTHS
--------	----------	----------	----------	----------	----------------------	---------------------

**LOAN CATEGORY:**

1-4 Family Res RE	6,153	6,188	6,296	5,763	(143)	(2.27)
Commercial RE	46,671	48,919	50,352	47,830	(3,681)	(7.31)
Commercial	18,491	19,398	15,762	16,533	2,729	17.31
Consumer & Other	6,011	7,099	4,825	7,107	1,186	24.58
<b>Loans, Net</b>	<b>77,326</b>	<b>81,604</b>	<b>77,235</b>	<b>77,233</b>	<b>91</b>	<b>0.12</b>



**LOAN PORTFOLIO QUALITY - Surety Bank**  
(Dollars in Thousands)

As of:	06/30/24	12/31/23	06/30/23	12/31/22	\$ Change 12 MTHS	% Change 12 MTHS
--------	----------	----------	----------	----------	----------------------	---------------------

**ALLOWANCE FOR CREDIT LOSSES (LOANS):**

Beginning Balance	1,056	977	977	967	79	8.09
Total Recoveries	45	79	21	17	24	114.29
Total Charge-offs	-	-	-	7	-	NA
Provision Expense	-	-	-	-	-	NA
Writedown Transfer Loans HFS	-	-	-	-	-	NA
Adjustments	-	-	-	-	-	NA
Ending Balance	1,101	1,056	998	977	103	10.32

**NON-PERFORMING ASSETS:**

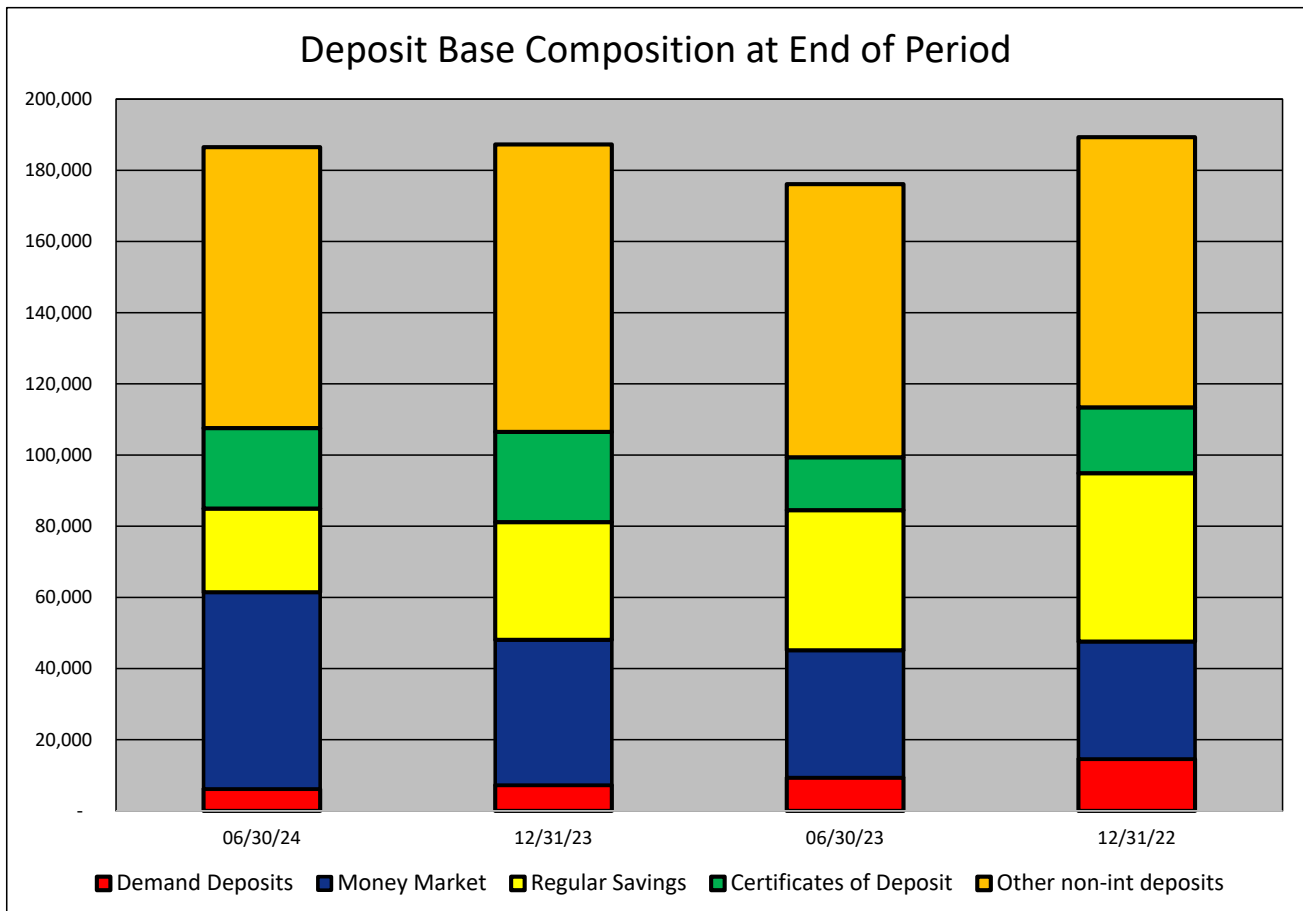
Total-90+ Days Past Due	-	-	-	-	-	NA
Total-Nonaccrual	359	391	1,016	1,109	(657)	(64.67)
Foreclosed Real Estate	-	-	-	-	-	NA
Total Non-perf Assets	359	391	1,016	1,109	(657)	(64.67)

**DEPOSIT BASE COMPOSITION - Surety Bank**  
(Dollars in Thousands)

As of:	06/30/24	12/31/23	06/30/23	12/31/22	\$ Change 12 MTHS	% Change 12 MTHS
--------	----------	----------	----------	----------	----------------------	---------------------

**DEPOSIT BASE CATEGORY:**

Demand Deposits	6,161	7,223	9,341	14,592	(3,180)	(34.04)
Money Market	55,266	40,862	35,797	32,988	19,469	54.39
Regular Savings	23,512	33,050	39,353	47,300	(15,841)	(40.25)
Certificates of Deposit	22,638	25,352	14,869	18,492	7,769	52.25
Other non-int deposits	78,915	80,760	76,741	75,926	2,174	2.83
<b>Total Deposits</b>	<b>186,492</b>	<b>187,247</b>	<b>176,101</b>	<b>189,298</b>	<b>10,391</b>	<b>5.90</b>



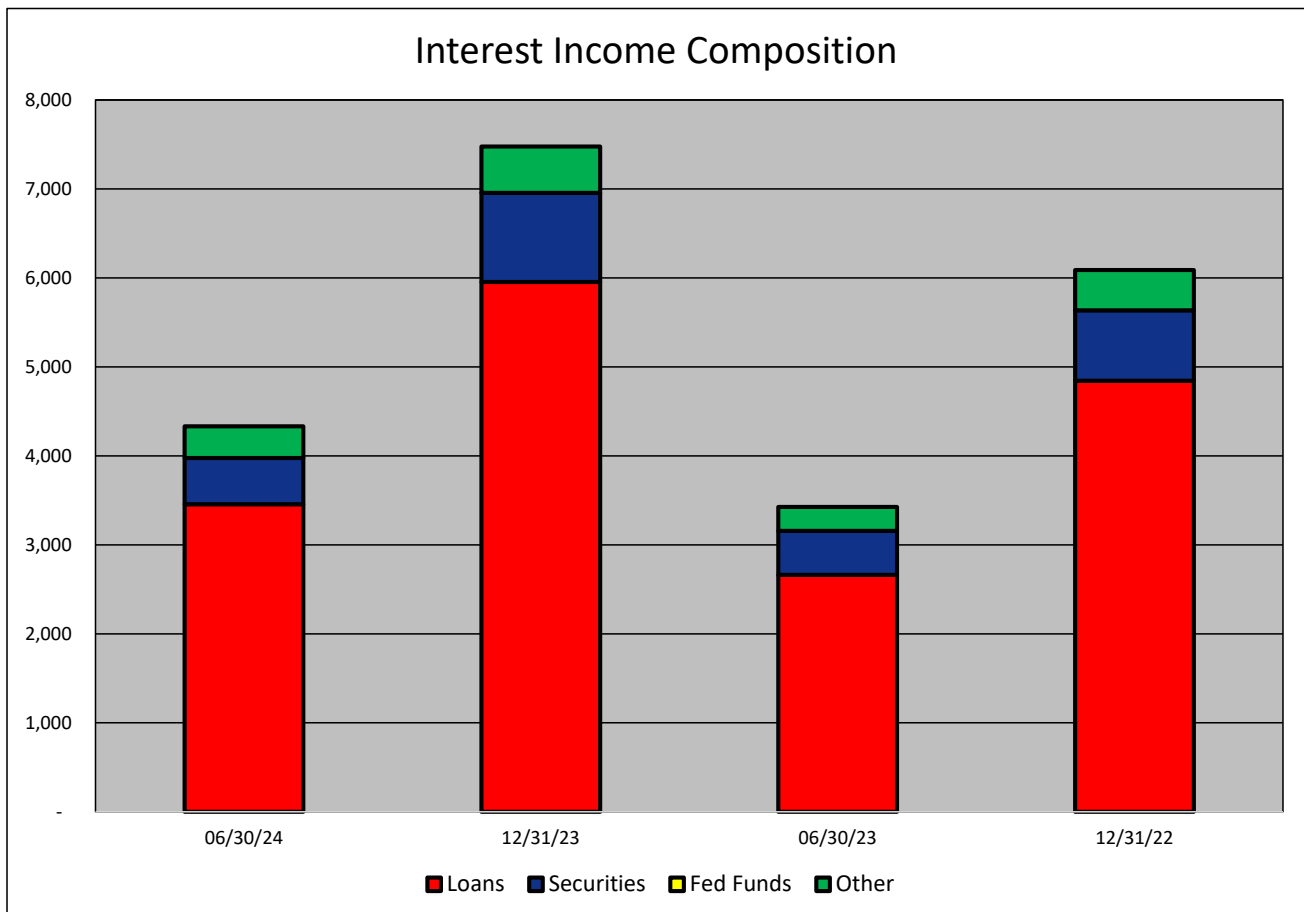


**INTEREST INCOME COMPOSITION- Surety Bank**  
(Dollars in Thousands)

As of:	06/30/24	12/31/23	06/30/23	12/31/22	\$ Change 12 MTHS	% Change 12 MTHS
--------	----------	----------	----------	----------	----------------------	---------------------

**INTEREST INCOME CATEGORY**

Loans	3,457	5,954	2,663	4,845	794	29.82
Securities	519	1,002	494	791	25	5.06
Fed Funds	-	-	-	-	-	NA
Other	356	520	269	452	87	32.34
<b>Total Int Income</b>	4,332	7,476	3,426	6,088	906	26.44

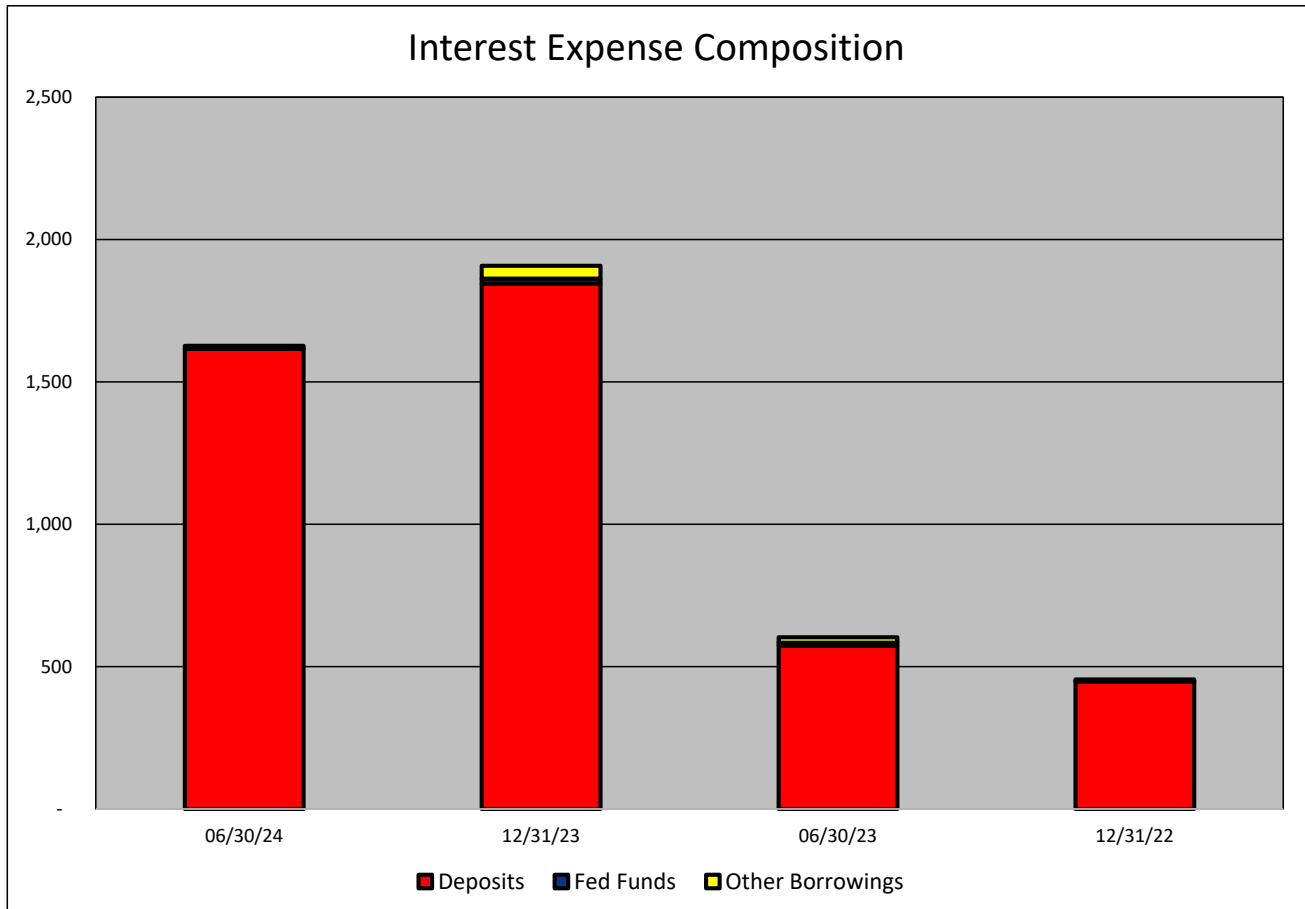


**INTEREST EXPENSE COMPOSITION- Surety Bank**  
(Dollars in Thousands)

As of:	06/30/24	12/31/23	06/30/23	12/31/22	\$ Change 12 MTHS	% Change 12 MTHS
--------	----------	----------	----------	----------	----------------------	---------------------

**INTEREST EXPENSE CATEGORY**

Deposits	1,616	1,845	574	448	1,042	181.53
Fed Funds	2	18	10	2	(8)	(80.00)
Other Borrowings	9	45	19	5	(10)	(52.63)
<b>Total Int Expense</b>	<b>1,627</b>	<b>1,908</b>	<b>603</b>	<b>455</b>	<b>1,024</b>	<b>169.82</b>

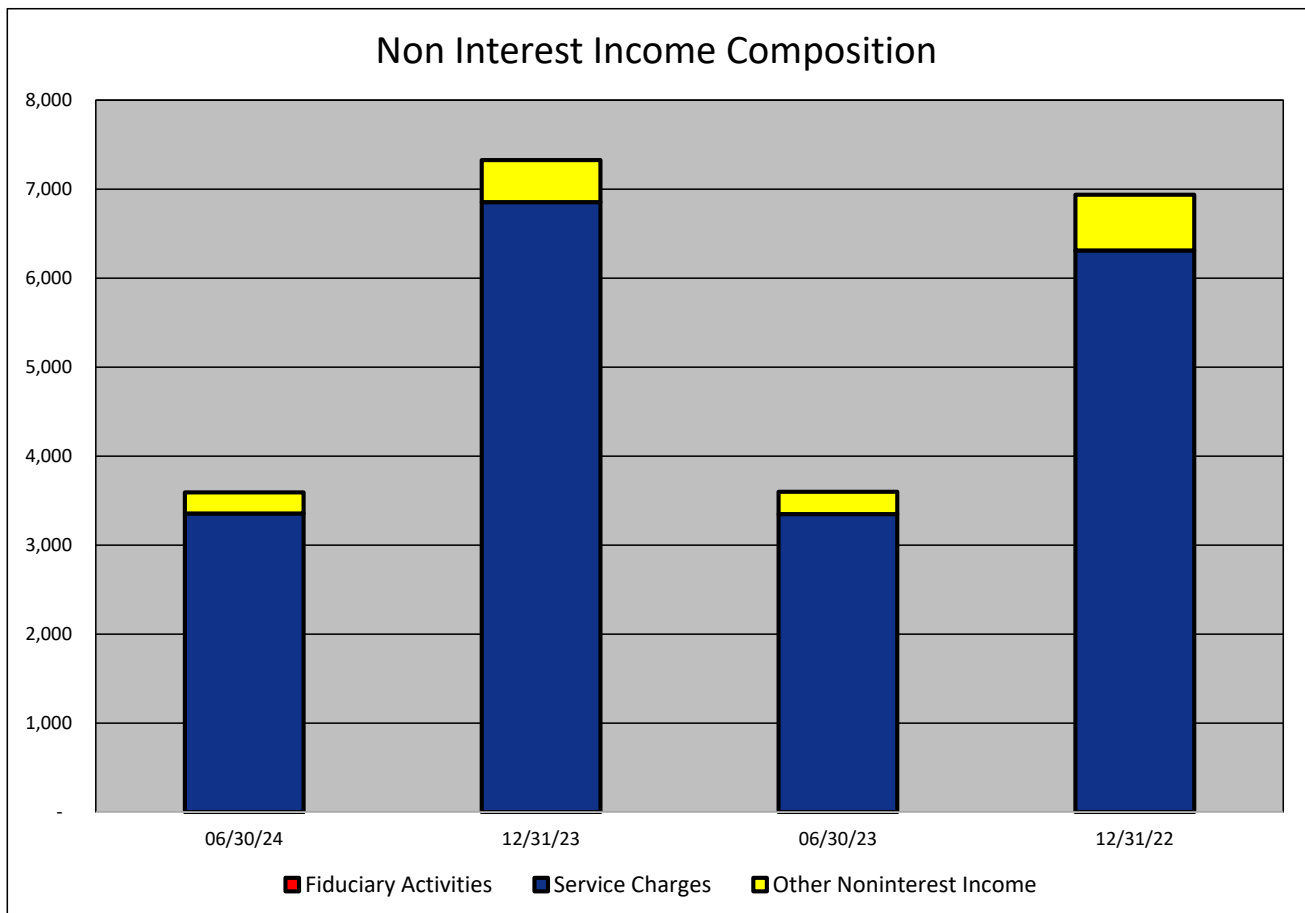


**NONINTEREST INCOME COMPOSITION- Surety Bank**  
(Dollars in Thousands)

As of:	06/30/24	12/31/23	06/30/23	12/31/22	\$ Change 12 MTHS	% Change 12 MTHS
--------	----------	----------	----------	----------	----------------------	---------------------

**NONINTEREST INCOME CATEGORY**

Fiduciary Activities	-	-	-	-	-	NA
Service Charges	3,355	6,854	3,349	6,311	6	0.18
Other Noninterest Income	238	472	250	627	(12)	(4.80)
<b>Total Nonint. Income</b>	<b>3,593</b>	<b>7,326</b>	<b>3,599</b>	<b>6,938</b>	<b>(6)</b>	<b>(0.17)</b>

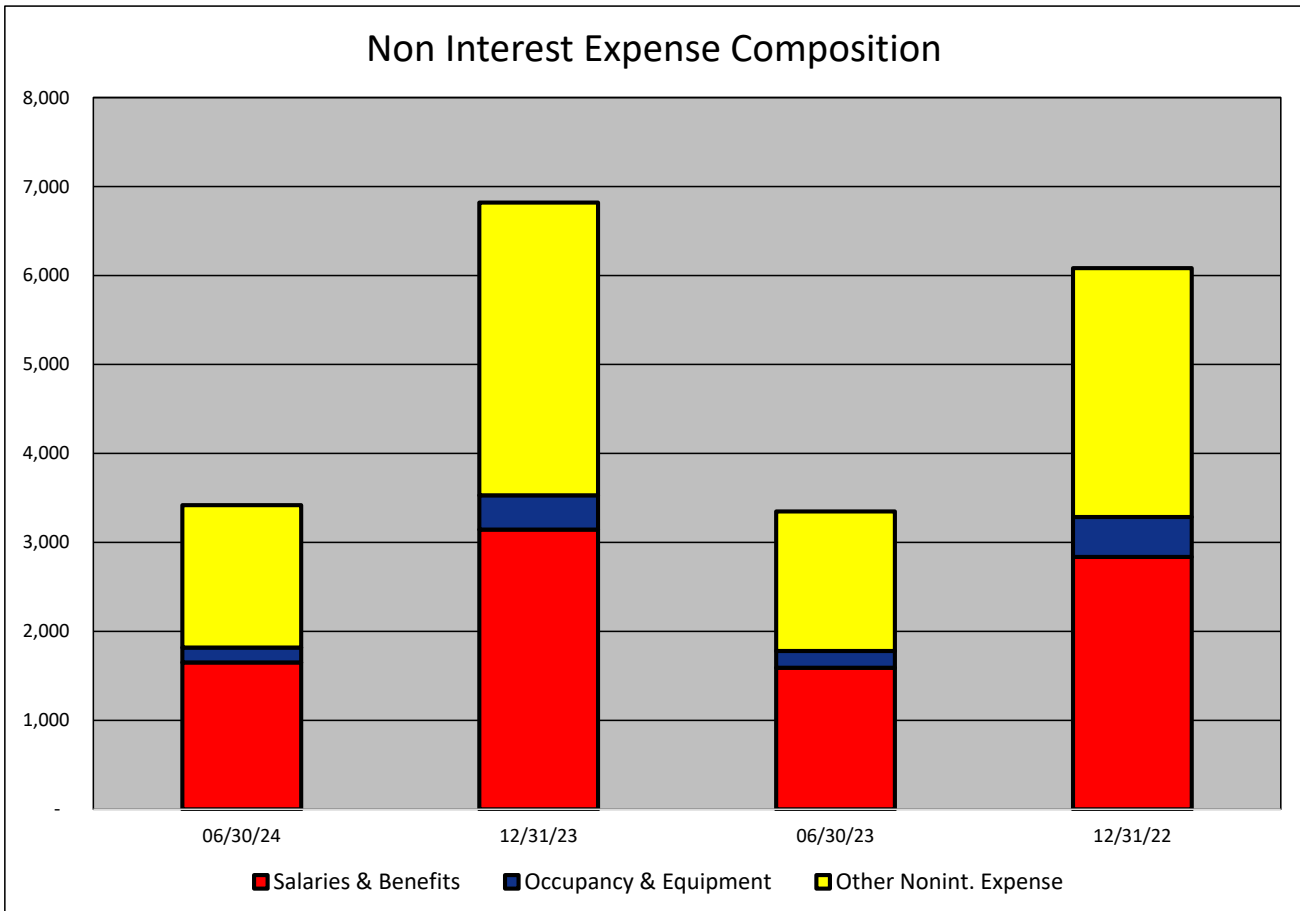


**NONINTEREST EXPENSE COMPOSITION- Surety Bank**  
(Dollars in Thousands)

As of:	06/30/24	12/31/23	06/30/23	12/31/22	\$ Change 12 MTHS	% Change 12 MTHS
--------	----------	----------	----------	----------	----------------------	---------------------

**NONINTEREST EXPENSE CATEGORY**

Salaries & Benefits	1,651	3,144	1,591	2,837	60	3.77
Occupancy & Equipment	168	386	188	449	(20)	(10.64)
Other Nonint. Expense	1,599	3,289	1,569	2,797	30	1.91
<b>Total Nonint. Expense</b>	<b>3,418</b>	<b>6,819</b>	<b>3,348</b>	<b>6,083</b>	<b>70</b>	<b>2.09</b>



**PEER GROUP COMPARISONS REPORT**  
*Central Florida Group*

BALANCE SHEET

Institution name	Total Assets \$000		% Change in Assets
	This Year	Last Year	
Crews Bank & Trust	2,160,584	887,225	<b>143.52</b>
Cogent Bank	1,931,272	1,610,245	<b>19.94</b>
First Colony Bank Of Florida	310,087	271,110	<b>14.38</b>
Sunrise Bank	529,750	482,499	<b>9.79</b>
Bank Of Central Florida	1,086,814	1,031,612	<b>5.35</b>
Axiom Bank, National Association	852,029	809,982	<b>5.19</b>
Citizens First Bank	3,775,894	3,636,417	<b>3.84</b>
First National Bank Of Wauchula	90,555	87,441	<b>3.56</b>
Mainstreet Community Bank Of Florida	807,304	782,172	<b>3.21</b>
Citizens Bank And Trust	1,338,732	1,300,269	<b>2.96</b>
Commerce Bank & Trust	173,127	169,059	<b>2.41</b>
Winter Park National Bank	793,742	779,120	<b>1.88</b>
Southstate Bank, National Association	45,481,202	44,928,402	<b>1.23</b>
First Bank	728,056	720,449	<b>1.06</b>
Surety Bank	205,983	206,910	<b>(0.45)</b>
United Southern Bank	865,842	896,285	<b>(3.40)</b>
Heartland National Bank	713,354	752,086	<b>(5.15)</b>
The First National Bank Of Mount Dora	363,329	389,044	<b>(6.61)</b>

<b>Select Peer Average</b>	<b>3,455,981</b>	<b>3,318,907</b>	<b>11.26</b>
----------------------------	------------------	------------------	--------------

**PEER GROUP COMPARISONS REPORT**  
**Central Florida Group**

BALANCE SHEET

Institution name	Total Loans \$'000		% Change in Loans
	This Year	Last Year	
Crews Bank & Trust	1,187,289	589,045	101.56
Axiom Bank, National Association	589,600	488,636	20.66
Cogent Bank	1,549,885	1,329,696	16.56
Sunrise Bank	430,153	369,901	16.29
Bank Of Central Florida	757,763	656,894	15.36
Winter Park National Bank	454,470	396,188	14.71
Mainstreet Community Bank Of Florida	557,175	485,726	14.71
First Colony Bank Of Florida	191,168	169,195	12.99
First Bank	430,860	388,834	10.81
Commerce Bank & Trust	124,207	112,662	10.25
United Southern Bank	390,858	355,467	9.96
Citizens Bank And Trust	750,277	686,709	9.26
The First National Bank Of Mount Dora	118,655	108,970	8.89
Citizens First Bank	1,279,595	1,206,469	6.06
Southstate Bank, National Association	33,334,571	31,579,736	5.56
Heartland National Bank	155,345	152,235	2.04
Surety Bank	77,326	77,235	0.12
First National Bank Of Wauchula	67,397	68,014	(0.91)

<b>Select Peer Average</b>	2,358,144	2,178,978	15.27
----------------------------	-----------	-----------	-------

**PEER GROUP COMPARISONS REPORT**  
*Central Florida Group*

**CAPITAL RATIOS**  
For the six months June 30, 2024

Institution name	Equity/ Assets	Leverage Ratio	Tier 1 Risk- based Ratio	Risk based Capital Ratio	Common Equity Tier 1 Capital Ratio
Citizens First Bank	10.02	<b>12.78</b>	18.78	19.71	18.78
Surety Bank	9.32	<b>11.96</b>	25.62	26.77	25.62
The First National Bank Of Mount Dora	8.35	<b>11.42</b>	0.00	0.00	0.00
First National Bank Of Wauchula	9.52	<b>10.75</b>	0.00	0.00	0.00
Crews Bank & Trust	10.60	<b>10.55</b>	0.00	0.00	0.00
Axiom Bank, National Association	10.70	<b>10.55</b>	13.38	14.58	13.38
Southstate Bank, National Association	13.05	<b>10.36</b>	12.89	14.15	12.89
Sunrise Bank	7.78	<b>9.19</b>	0.00	0.00	0.00
First Bank	8.37	<b>9.16</b>	14.47	15.73	14.47
Heartland National Bank	8.30	<b>9.13</b>	26.41	27.50	26.41
Mainstreet Community Bank Of Florida	7.23	<b>8.97</b>	0.00	0.00	0.00
United Southern Bank	4.33	<b>8.83</b>	16.13	17.39	16.13
Commerce Bank & Trust	5.77	<b>8.68</b>	11.79	13.04	11.79
First Colony Bank Of Florida	7.78	<b>8.48</b>	12.10	13.36	12.10
Cogent Bank	8.11	<b>8.28</b>	10.00	11.15	10.00
Bank Of Central Florida	6.81	<b>8.19</b>	11.55	12.47	11.55
Citizens Bank And Trust	1.13	<b>7.39</b>	11.96	12.88	11.96
Winter Park National Bank	5.41	<b>6.64</b>	10.64	11.89	10.64

<b>Select Peer Average</b>	7.92	9.52	10.87	11.70	10.87
----------------------------	------	------	-------	-------	-------

**PEER GROUP COMPARISONS REPORT**  
*Central Florida Group*

**BALANCE SHEET RATIOS**  
For the six months June 30, 2024

Institution name	Loans/ Deposits	Gross Loans/ Assets	Securities/ Assets
Sunrise Bank	93.56	81.20	15.06
Cogent Bank	93.44	80.25	15.45
Southstate Bank, National Association	89.62	73.29	15.05
First National Bank Of Wauchula	86.29	74.43	6.19
Commerce Bank & Trust	79.98	71.74	14.70
Axiom Bank, National Association	78.29	69.20	6.82
Mainstreet Community Bank Of Florida	75.62	69.02	23.26
Bank Of Central Florida	75.52	69.72	18.76
First Colony Bank Of Florida	67.26	61.65	16.67
Winter Park National Bank	65.46	57.26	30.01
First Bank	65.08	59.18	25.81
Crews Bank & Trust	61.94	54.95	28.91
Citizens Bank And Trust	57.79	56.04	40.08
United Southern Bank	50.82	45.14	40.55
Surety Bank	41.46	37.54	15.65
Citizens First Bank	39.14	33.89	60.24
The First National Bank Of Mount Dora	36.04	32.66	58.80
Heartland National Bank	24.75	21.78	50.72

<b>Select Peer Average</b>	65.67	58.27	26.82
----------------------------	-------	-------	-------



**PEER GROUP COMPARISONS REPORT**  
*Central Florida Group*

**PROFITABILITY RATIOS**  
For the six months June 30, 2024

Institution name	Avg Total Assets (\$000)	Return on Avg Assets	Return on Avg Equity
Surety Bank	205,905	<b>2.80</b>	<b>30.43</b>
Crews Bank & Trust	2,163,426	<b>1.75</b>	16.96
Heartland National Bank	721,413	<b>1.64</b>	21.17
First Colony Bank Of Florida	306,620	<b>1.53</b>	19.52
Cogent Bank	1,869,603	<b>1.39</b>	17.67
First Bank	726,453	<b>1.18</b>	14.45
Southstate Bank, National Association	46,058,870	<b>1.14</b>	9.00
Bank Of Central Florida	1,113,322	<b>1.10</b>	17.03
The First National Bank Of Mount Dora	370,462	<b>0.98</b>	11.85
Winter Park National Bank	818,529	<b>0.93</b>	18.01
Sunrise Bank	523,552	<b>0.90</b>	11.91
Citizens First Bank	3,881,135	<b>0.88</b>	9.09
United Southern Bank	932,310	<b>0.73</b>	18.89
First National Bank Of Wauchula	90,358	<b>0.62</b>	6.59
Axiom Bank, National Association	850,274	<b>0.58</b>	5.53
Commerce Bank & Trust	174,959	<b>0.56</b>	9.88
Citizens Bank And Trust	1,418,284	<b>0.55</b>	51.91
Mainstreet Community Bank Of Florida	799,700	<b>0.51</b>	7.19

<b>Select Peer Average</b>	3,501,399	1.10	16.50
----------------------------	-----------	------	-------

**PEER GROUP COMPARISONS REPORT**  
*Central Florida Group*

**PROFITABILITY RATIOS**  
For the six months June 30, 2024

Institution name	Noninterest Income/AA	Net Overhead Ratio	Efficiency Ratio	Assets (per million) per Employee
Heartland National Bank	0.25	1.12	<b>38.50</b>	13.46
Winter Park National Bank	0.06	1.02	<b>44.16</b>	25.60
First Colony Bank Of Florida	0.11	1.58	<b>50.58</b>	16.32
Citizens First Bank	0.62	1.01	<b>52.90</b>	9.63
<b>Surety Bank</b>	<b>3.49</b>	<b>(0.17)</b>	<b>53.18</b>	<b>5.57</b>
Cogent Bank	0.90	1.83	<b>56.20</b>	8.58
Bank Of Central Florida	0.26	1.72	<b>56.62</b>	10.16
Crews Bank & Trust	0.82	1.74	<b>57.43</b>	5.94
Southstate Bank, National Association	0.70	1.49	<b>57.83</b>	8.76
First Bank	0.68	1.78	<b>60.13</b>	6.93
Sunrise Bank	0.06	2.06	<b>67.38</b>	8.98
United Southern Bank	0.58	1.68	<b>69.15</b>	5.62
Mainstreet Community Bank Of Florida	0.36	2.00	<b>72.19</b>	8.07
The First National Bank Of Mount Dora	2.75	1.24	<b>74.26</b>	4.49
Citizens Bank And Trust	0.69	1.65	<b>79.11</b>	7.08
Commerce Bank & Trust	0.19	2.22	<b>79.50</b>	8.24
Axiom Bank, National Association	1.12	3.20	<b>79.98</b>	6.17
First National Bank Of Wauchula	0.36	3.62	<b>86.38</b>	3.77

<b>Select Peer Average</b>	0.78	1.71	63.08	9.08
----------------------------	------	------	-------	------

**PEER GROUP COMPARISONS REPORT**  
*Central Florida Group*

**ASSET QUALITY RATIOS**  
For the six months June 30, 2024

Institution name	Allowance/ Loans	Nonperf Loans/ Total Loans	Nonperf Assets/ Total Assets	Adjusted Texas Ratio
Commerce Bank & Trust	1.44	0.00	<b>0.00</b>	0.00
First Colony Bank Of Florida	1.60	0.00	<b>0.00</b>	0.00
Sunrise Bank	1.23	0.00	<b>0.00</b>	0.00
Bank Of Central Florida	0.94	0.02	<b>0.01</b>	0.19
Crews Bank & Trust	1.78	0.03	<b>0.02</b>	0.15
Citizens First Bank	1.67	0.16	<b>0.05</b>	0.47
Heartland National Bank	1.58	0.22	<b>0.05</b>	0.56
First Bank	1.66	0.15	<b>0.09</b>	0.67
The First National Bank Of Mount Dora	1.75	0.27	<b>0.09</b>	1.00
<b>Surety Bank</b>	<b>1.42</b>	<b>0.46</b>	<b>0.17</b>	<b>1.77</b>
United Southern Bank	2.42	0.46	<b>0.21</b>	3.84
Winter Park National Bank	1.52	0.60	<b>0.34</b>	5.46
Cogent Bank	1.13	0.53	<b>0.43</b>	4.73
Southstate Bank, National Association	1.42	0.59	<b>0.44</b>	3.66
First National Bank Of Wauchula	1.49	0.61	<b>0.45</b>	4.26
Mainstreet Community Bank Of Florida	1.25	1.17	<b>0.81</b>	9.97
Citizens Bank And Trust	1.02	1.64	<b>0.92</b>	53.81
Axiom Bank, National Association	1.29	2.16	<b>1.53</b>	13.38

<b>Select Peer Average</b>	1.48	0.50	0.31	5.77
----------------------------	------	------	------	------

**PEER GROUP COMPARISONS REPORT**  
*Central Florida Group*

**STATEMENT OF CONDITION (% OF ASSETS)**  
**For the six months June 30, 2024**

Institution name	Cash & Nointerest bearing Deps	Interest- bearing Bal	Fed Funds Sold & Repos	Held to Maturity Secs	Available for Sale Secs
Surety Bank	<b>27.81</b>	14.94	0.00	0.00	15.65
First National Bank Of Wauchula	<b>6.25</b>	8.95	0.00	0.00	6.19
First Bank	<b>2.25</b>	7.55	1.39	0.00	25.81
Commerce Bank & Trust	<b>1.30</b>	9.54	0.00	0.00	14.70
Mainstreet Community Bank Of Florida	<b>1.17</b>	1.78	0.09	0.00	23.26
First Colony Bank Of Florida	<b>1.13</b>	20.49	0.00	9.94	6.73
Winter Park National Bank	<b>1.13</b>	10.15	0.00	19.01	11.00
Southstate Bank, National Association	<b>1.12</b>	1.29	0.05	5.16	9.89
Axiom Bank, National Association	<b>0.98</b>	19.37	0.00	0.00	6.82
Crews Bank & Trust	<b>0.76</b>	14.45	0.00	21.60	7.31
Heartland National Bank	<b>0.76</b>	24.30	0.00	0.00	50.72
United Southern Bank	<b>0.75</b>	8.51	0.00	1.10	39.45
Citizens First Bank	<b>0.72</b>	0.21	1.62	0.00	60.24
The First National Bank Of Mount Dora	<b>0.62</b>	1.61	0.00	0.00	58.80
Bank Of Central Florida	<b>0.44</b>	7.86	0.00	0.00	18.76
Sunrise Bank	<b>0.40</b>	1.57	0.00	0.94	14.12
Citizens Bank And Trust	<b>0.31</b>	1.04	0.00	0.00	40.08
Cogent Bank	<b>0.11</b>	3.39	0.00	0.00	15.45

<b>Select Peer Average</b>	<b>2.67</b>	<b>8.72</b>	<b>0.18</b>	<b>3.21</b>	<b>23.61</b>
----------------------------	-------------	-------------	-------------	-------------	--------------

**PEER GROUP COMPARISONS REPORT**  
*Central Florida Group*

**STATEMENT OF CONDITION (% OF ASSETS)**  
For the six months June 30, 2024

Institution name	Net Loans & Leases	Premises & Fixed Assets	Total Real Estate Owned	Intangible Assets
Sunrise Bank	80.20	1.71	0.00	0.00
Cogent Bank	79.28	0.24	0.00	0.12
First National Bank Of Wauchula	73.32	1.35	0.00	0.00
Southstate Bank, National Association	72.03	1.15	0.01	4.59
Commerce Bank & Trust	70.71	0.20	0.00	0.00
Bank Of Central Florida	69.07	1.54	0.00	0.02
Axiom Bank, National Association	68.31	1.30	0.01	0.13
Mainstreet Community Bank Of Florida	68.12	2.19	0.00	0.01
First Colony Bank Of Florida	60.66	0.39	0.00	0.00
First Bank	58.20	1.98	0.00	0.00
Winter Park National Bank	56.38	0.35	0.00	0.00
Citizens Bank And Trust	55.47	1.35	0.00	0.00
Crews Bank & Trust	53.97	1.26	0.00	0.00
United Southern Bank	44.05	1.21	0.00	0.00
Surety Bank	37.01	0.91	0.00	0.00
Citizens First Bank	33.06	1.42	0.00	0.45
The First National Bank Of Mount Dora	32.09	1.21	0.00	0.00
Heartland National Bank	21.43	0.56	0.00	0.00

<b>Select Peer Average</b>	57.41	1.13	0.00	0.30
----------------------------	-------	------	------	------

**PEER GROUP COMPARISONS REPORT**  
*Central Florida Group*

**STATEMENT OF CONDITION (% OF TOTAL FUNDING SOURCES)**  
For the six months June 30, 2024

Institution name	Non Interest Bearing Deps	Interest Bearing Deps	Total Deps	Total Fed Funds & Repos	Other Borrowed Money
Surety Bank	<b>42.32</b>	57.68	100.00	0.00	0.00
Crews Bank & Trust	<b>41.57</b>	58.21	99.78	0.22	0.00
Axiom Bank, National Association	<b>40.26</b>	59.74	100.00	0.00	0.00
First Bank	<b>38.21</b>	61.79	100.00	0.00	0.00
The First National Bank Of Mount Dora	<b>37.82</b>	62.18	100.00	0.00	0.00
Citizens Bank And Trust	<b>35.25</b>	63.82	99.07	0.70	0.23
First Colony Bank Of Florida	<b>34.63</b>	65.37	100.00	0.00	0.00
Bank Of Central Florida	<b>34.18</b>	65.82	100.00	0.00	0.00
Mainstreet Community Bank Of Florida	<b>32.20</b>	66.86	99.06	0.00	0.94
Commerce Bank & Trust	<b>29.91</b>	66.02	95.93	2.21	1.85
First National Bank Of Wauchula	<b>28.94</b>	68.57	97.50	0.00	2.50
Southstate Bank, National Association	<b>27.53</b>	70.25	97.78	1.43	0.79
United Southern Bank	<b>25.35</b>	68.55	93.90	0.00	6.10
Sunrise Bank	<b>24.92</b>	70.22	95.14	1.35	3.52
Heartland National Bank	<b>24.87</b>	71.83	96.70	3.30	0.00
Cogent Bank	<b>23.77</b>	70.33	94.10	0.00	5.90
Winter Park National Bank	<b>23.50</b>	69.39	92.90	0.41	6.69
Citizens First Bank	<b>16.67</b>	80.58	97.25	2.75	0.00

<b>Select Peer Average</b>	31.22	66.51	97.73	0.69	1.58
----------------------------	-------	-------	-------	------	------

**PEER GROUP COMPARISONS REPORT**  
*Central Florida Group*

**YIELDS, COSTS & SPREADS - ASSET YIELDS**  
For the six months June 30, 2024

Institution name	Yield on Earning Assets	Cost of Funds	Net Interest Margin	Avg Earning Assets/AA
First National Bank Of Wauchula	6.37	2.67	<b>4.59</b>	92.38
Axiom Bank, National Association	6.65	3.77	<b>4.46</b>	95.97
Cogent Bank	6.71	4.08	<b>3.93</b>	99.45
Crews Bank & Trust	4.87	2.33	<b>3.66</b>	98.34
First Bank	4.71	1.85	<b>3.59</b>	94.28
Surety Bank	5.57	3.13	<b>3.48</b>	75.51
Heartland National Bank	4.92	2.17	<b>3.41</b>	96.89
Southstate Bank, National Association	5.00	2.41	<b>3.37</b>	90.98
Bank Of Central Florida	4.99	2.64	<b>3.33</b>	97.14
First Colony Bank Of Florida	5.06	2.17	<b>3.14</b>	99.04
Sunrise Bank	5.75	3.82	<b>3.14</b>	98.14
Mainstreet Community Bank Of Florida	4.65	2.41	<b>3.09</b>	94.29
Commerce Bank & Trust	5.02	3.13	<b>2.85</b>	97.81
United Southern Bank	3.92	1.41	<b>2.77</b>	96.44
The First National Bank Of Mount Dora	3.74	2.23	<b>2.45</b>	97.83
Citizens First Bank	4.13	1.92	<b>2.45</b>	97.46
Winter Park National Bank	4.78	3.20	<b>2.43</b>	97.71
Citizens Bank And Trust	3.86	2.49	<b>2.33</b>	96.73
<b>Select Peer Average</b>	5.04	2.66	3.30	95.36