

Sunstate Bank

Miami, FL

Established
3/15/1999

Florida Bank and Thrift Performance Report

Table of Contents

| Title | Page |
|---------------------------------|-------------|
| PEER GROUP POSITION | 1 |
| EXECUTIVE SUMMARY | 2 |
| SELECTED FINANCIAL DATA | 3 |
| SECURITIES COMPOSITION | 4 |
| LOAN PORTFOLIO COMPOSITION | 5 |
| LOAN PORTFOLIO QUALITY | 6 |
| DEPOSIT BASE COMPOSITION | 7 |
| INTEREST INCOME COMPOSITION | 8 |
| INTEREST EXPENSE COMPOSITION | 9 |
| NONINTEREST INCOME COMPOSITION | 10 |
| NONINTEREST EXPENSE COMPOSITION | 11 |
| PEER GROUP COMPARISONS REPORT | 12-22 |

FLORIDA BANKING TEAM

Ted Hacker, Steve Kania, Robert Brink, David Ajvazi, Erica Hines, Sacha Widmaier, Anthony Hagbartsen, Madeline Bogumil, Lauren Klindt, Phillip Berdeguer, Andrew Joyce, Mai Tran, Meranda Joseph, Patricia Romero, Vanessa Hossler, Adam McCord, Allyson Wiitala, Jacob Ingram, Adam McCord, Rachel Jean, Brendan Yosko, Martha Zubia, Stephanie Flores, Joshua Koelsch, Krishna Reddy, Jacob Frantzen, Sander Ocasio, Brian Katz, Nicholas Singh, Martin Gonzalez

Information contained herein was obtained from FIS is believed to be reliable however, accuracy is not guaranteed and all peer and state averages are simple averages.

PEER GROUP POSITION

For the
South Florida Group

For the six months June 30, 2024

| Institution name | Total Assets (\$'000's) |
|--|----------------------------|
| Bankunited, National Association | 35,401,701 |
| City National Bank Of Florida | 26,204,165 |
| Amerant Bank, National Association | 9,730,061 |
| Ocean Bank | 6,367,450 |
| Bradesco Bank | 4,372,598 |
| Banesco Usa | 4,169,323 |
| Banco Do Brasil Americas | 2,825,773 |
| U. S. Century Bank | 2,457,323 |
| Pacific National Bank | 1,245,087 |
| First State Bank Of The Florida Keys | 1,215,545 |
| Grove Bank & Trust | 1,209,777 |
| International Finance Bank | 1,112,373 |
| Helm Bank Usa | 1,033,052 |
| Terrabank, National Association | 783,906 |
| Intercredit Bank, National Association | 602,691 |
| Sunstate Bank | 549,583 |
| Interamerican Bank, A Fsb | 268,192 |
| Eastern National Bank | 157,833 |
| Gulf Atlantic Bank | 151,346 |

| Institution name | Return on Avg Assets (%) |
|--|-----------------------------|
| Banco Do Brasil Americas | 1.70 |
| International Finance Bank | 1.34 |
| Pacific National Bank | 1.00 |
| Banesco Usa | 0.94 |
| Ocean Bank | 0.93 |
| U. S. Century Bank | 0.92 |
| First State Bank Of The Florida Keys | 0.88 |
| Helm Bank Usa | 0.85 |
| Interamerican Bank, A Fsb | 0.79 |
| Bradesco Bank | 0.76 |
| Bankunited, National Association | 0.68 |
| Sunstate Bank | 0.64 |
| City National Bank Of Florida | 0.50 |
| Amerant Bank, National Association | 0.44 |
| Terrabank, National Association | 0.36 |
| Gulf Atlantic Bank | 0.27 |
| Grove Bank & Trust | 0.01 |
| Intercredit Bank, National Association | (1.27) |
| Eastern National Bank | (2.91) |

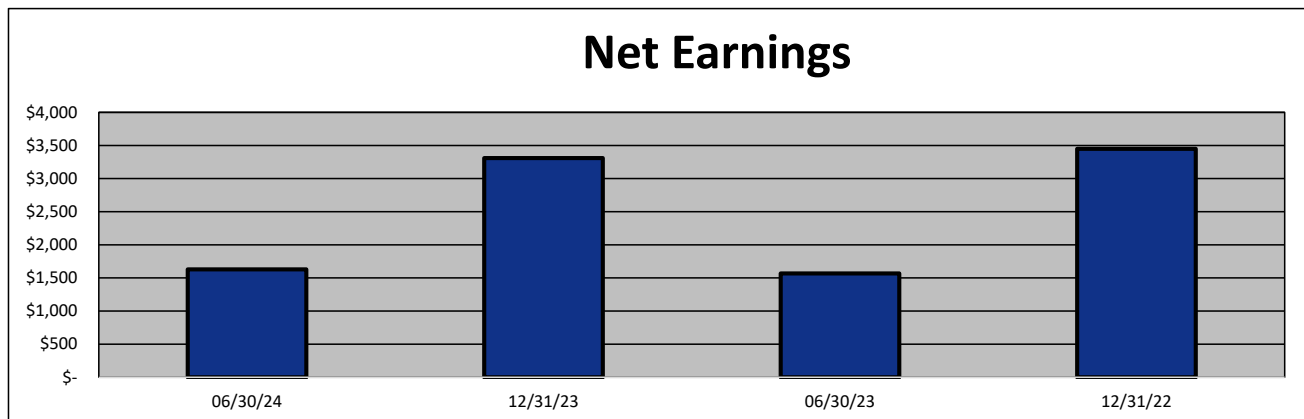
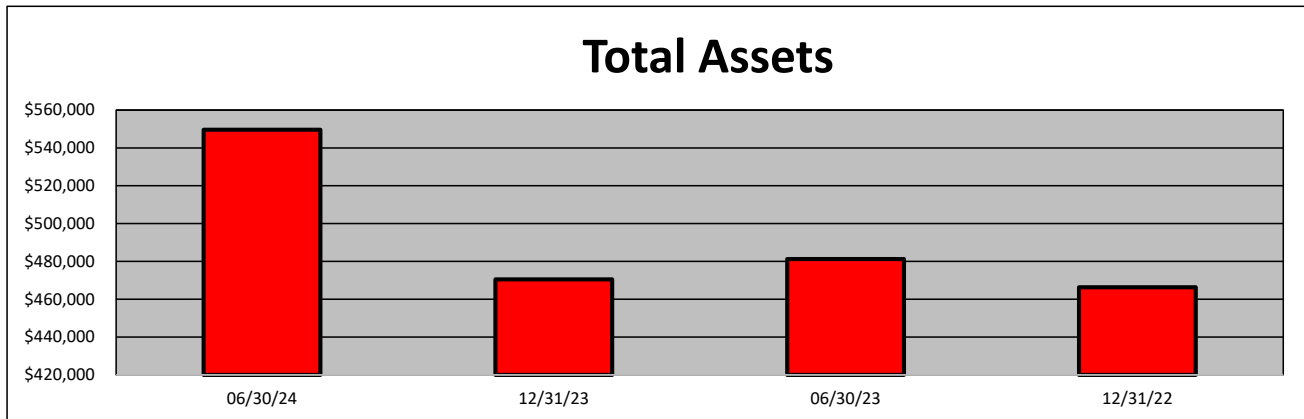
EXECUTIVE SUMMARY - Sunstate Bank
(Percentage)

| Period Ending | 06/30/24 | 12/31/23 | 06/30/23 | 12/31/22 | State Avg. | Peer Avg. |
|------------------------------------|----------|----------|----------|----------|------------|-----------|
| CAPITAL RATIOS | | | | | | |
| Equity/Assets | 12.03 | 13.56 | 12.70 | 12.60 | 9.59 | 9.56 |
| Leverage Ratio | 11.35 | 11.89 | 11.79 | 11.44 | 10.67 | 10.32 |
| Tier 1 Cap/Risk Based Assets | 13.45 | 13.88 | 12.91 | 12.45 | 12.61 | 14.70 |
| Risk Based Ratio | 14.08 | 14.56 | 13.48 | 13.04 | 13.45 | 15.76 |
| Common Equity Tier 1 Capital Ratio | 13.45 | 13.88 | 12.91 | 12.45 | 12.57 | 14.51 |
| BALANCE SHEET RATIOS: | | | | | | |
| Loan/Deposit Ratio | 67.15 | 75.17 | 61.39 | 57.54 | 75.33 | 82.50 |
| Loans/Assets | 55.26 | 59.50 | 49.29 | 47.77 | 63.16 | 69.28 |
| Securities/Assets | 10.32 | 11.82 | 20.29 | 24.93 | 19.74 | 17.99 |
| PROFITABILITY: | | | | | | |
| Return on Avg Assets | 0.64 | 0.69 | 0.66 | 0.71 | 0.75 | 0.46 |
| Return on Avg Equity | 5.01 | 5.41 | 5.23 | 5.99 | 10.61 | 4.71 |
| Nonint Income/Avg Assets | 0.56 | 0.56 | 0.55 | 0.53 | 0.79 | 0.45 |
| Net Overhead Ratio | 2.26 | 2.07 | 2.06 | 1.78 | 2.14 | 2.17 |
| Efficiency Ratio | 76.49 | 73.77 | 74.57 | 71.76 | 72.23 | 79.13 |
| Assets (per million) per Employee | 7.74 | 7.35 | 7.76 | 7.64 | 10.25 | 10.64 |
| ASSET QUALITY: | | | | | | |
| Allowance/Loans | 0.89 | 0.97 | 1.03 | 1.13 | 1.31 | 1.34 |
| Nonperforming Loans/Total Loans | 0.04 | 0.05 | 0.17 | 0.19 | 0.56 | 0.71 |
| Nonperforming Assets/Total Assets | 0.02 | 0.03 | 0.08 | 0.09 | 0.38 | 0.50 |
| Adjusted Texas Ratio | 0.21 | 0.24 | 0.73 | 0.81 | 4.10 | 4.70 |
| YIELDS & COSTS: | | | | | | |
| Yield on earning assets | 5.95 | 5.10 | 4.68 | 3.24 | 5.44 | 5.46 |
| Cost of funds | 4.20 | 3.17 | 2.59 | 0.70 | 3.03 | 3.49 |
| Net interest margin | 3.28 | 3.17 | 3.12 | 2.84 | 2.85 | 2.66 |
| Avg Earning Assets/Avg Assets | 95.03 | 94.76 | 94.63 | 94.84 | 95.94 | 96.16 |

SELECTED FINANCIAL DATA - Sunstate Bank
(Dollars in Thousands)

| As of: | 06/30/24 | 12/31/23 | 06/30/23 | 12/31/22 | \$ Change 12 MTHS | % Change 12 MTHS |
|----------------------|-----------------|-----------------|-----------------|-----------------|------------------------------|-----------------------------|
| Total Assets | 549,583 | 470,521 | 481,290 | 466,339 | 68,293 | 14.19 |
| Cash and Equivalents | 166,521 | 112,554 | 123,575 | 106,334 | 42,946 | 34.75 |
| Securities | 56,699 | 55,628 | 97,671 | 116,275 | (40,972) | (41.95) |
| Loans, net | 303,684 | 279,941 | 237,221 | 222,762 | 66,463 | 28.02 |
| Deposit Accounts | 452,255 | 372,405 | 386,385 | 387,132 | 65,870 | 17.05 |
| Fed Funds & Repos | - | - | - | - | - | NA |
| Total Equity | 66,137 | 63,825 | 61,104 | 58,755 | 5,033 | 8.24 |

| Period Ending | 06/30/24 | 12/31/23 | 06/30/23 | 12/31/22 | \$ Change 12 MTHS | % Change 12 MTHS |
|----------------------------|-----------------|-----------------|-----------------|-----------------|------------------------------|-----------------------------|
| Net Earnings | 1,629 | 3,309 | 1,567 | 3,449 | 62 | 3.96 |
| Interest Income | 14,292 | 23,109 | 10,462 | 15,019 | 3,830 | 36.61 |
| Interest Expense | 6,412 | 8,760 | 3,471 | 1,847 | 2,941 | 84.73 |
| Net Interest Income | 7,880 | 14,349 | 6,991 | 13,172 | 889 | 12.72 |
| Prov for Credit Losses | - | - | - | - | - | NA |
| Noninterest income | 1,404 | 2,672 | 1,309 | 2,598 | 95 | 7.26 |
| Gain on Sale of Securities | - | 6 | 6 | 19 | (6) | (100.00) |
| Noninterest Expense | 7,101 | 12,557 | 6,189 | 11,316 | 912 | 14.74 |
| Net Operating Income | 2,183 | 4,464 | 2,111 | 4,454 | 72 | 3.41 |
| Income Taxes | 554 | 1,161 | 550 | 1,024 | 4 | 0.73 |

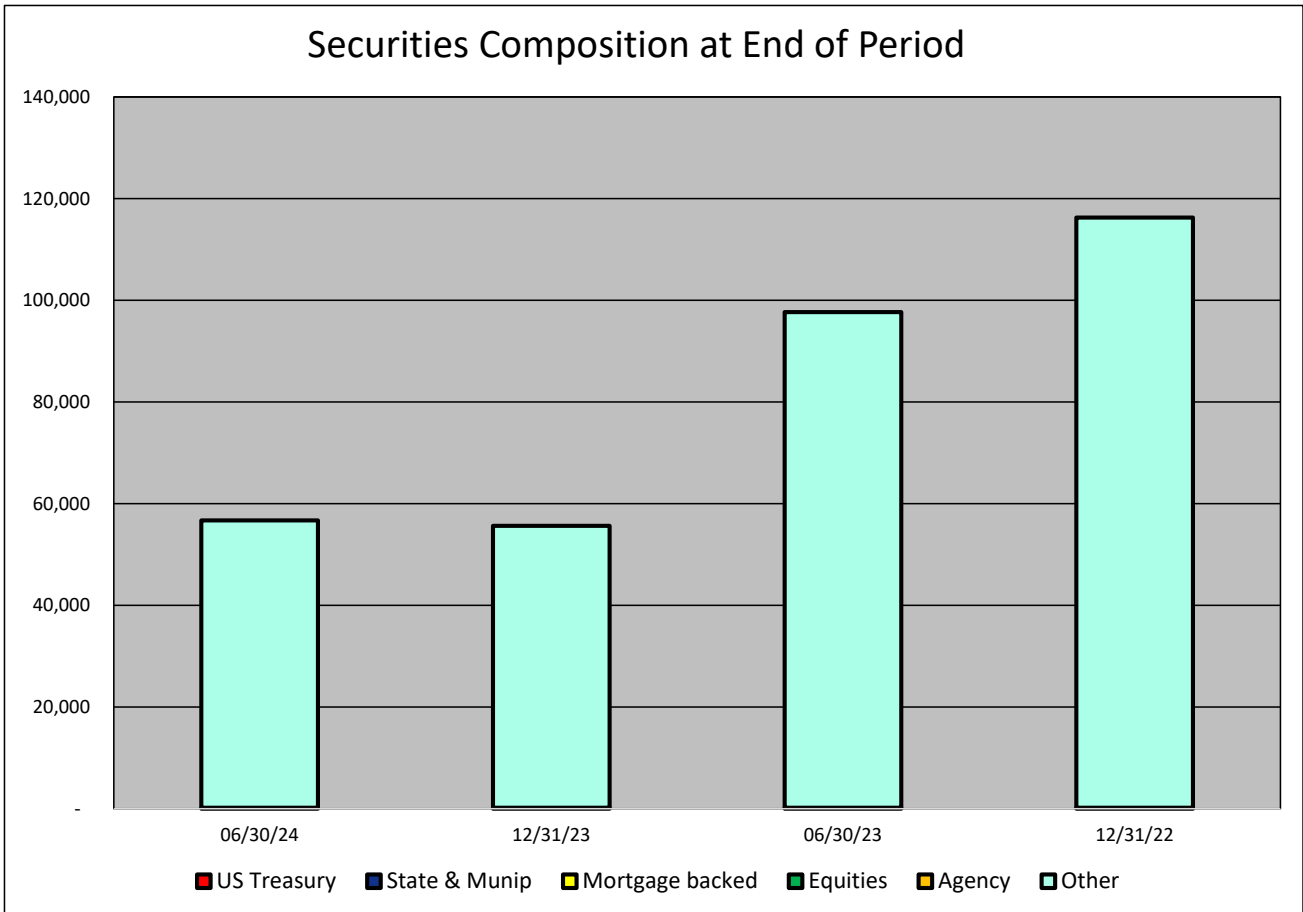


SECURITIES COMPOSITION - Sunstate Bank
(Dollars in Thousands)

| As of: | 06/30/24 | 12/31/23 | 06/30/23 | 12/31/22 | \$ Change 12 MTHS | % Change 12 MTHS |
|--------|----------|----------|----------|----------|----------------------|---------------------|
|--------|----------|----------|----------|----------|----------------------|---------------------|

SECURITIES CATEGORY:

| | | | | | | |
|-------------------------|---------------|---------------|---------------|----------------|-----------------|----------------|
| US Treasury | 194 | 198 | 193 | 197 | 1 | 0.52 |
| State & Munip | - | - | - | - | - | NA |
| Mortgage backed | - | - | - | - | - | NA |
| Equities | - | - | - | - | - | NA |
| Agency | - | - | - | - | - | NA |
| Other | 56,505 | 55,430 | 97,478 | 116,078 | (40,973) | (42.03) |
| Total Securities | 56,699 | 55,628 | 97,671 | 116,275 | (40,972) | (41.95) |

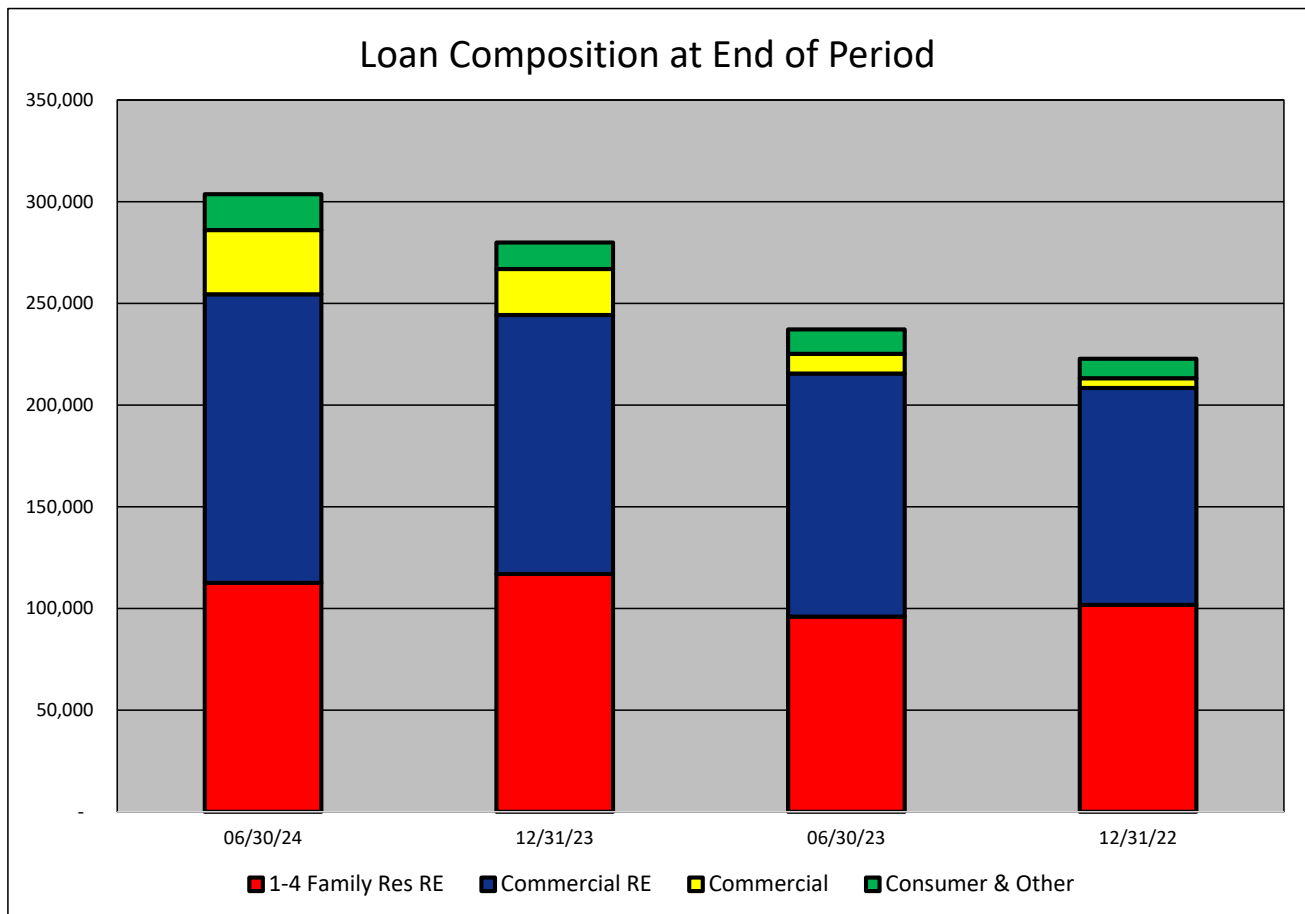


LOAN PORTFOLIO COMPOSITION - Sunstate Bank
(Dollars in Thousands)

| As of: | 06/30/24 | 12/31/23 | 06/30/23 | 12/31/22 | \$ Change 12 MTHS | % Change 12 MTHS |
|--------|----------|----------|----------|----------|----------------------|---------------------|
|--------|----------|----------|----------|----------|----------------------|---------------------|

LOAN CATEGORY:

| | | | | | | |
|-------------------|----------------|----------------|----------------|----------------|---------------|--------------|
| 1-4 Family Res RE | 112,600 | 116,923 | 95,962 | 101,740 | 16,638 | 17.34 |
| Commercial RE | 141,876 | 127,353 | 119,561 | 106,687 | 22,315 | 18.66 |
| Commercial | 31,582 | 22,634 | 9,658 | 4,771 | 21,924 | 227.00 |
| Consumer & Other | 17,626 | 13,031 | 12,040 | 9,564 | 5,586 | 46.40 |
| Loans, Net | 303,684 | 279,941 | 237,221 | 222,762 | 66,463 | 28.02 |



LOAN PORTFOLIO QUALITY - Sunstate Bank
(Dollars in Thousands)

| As of: | 06/30/24 | 12/31/23 | 06/30/23 | 12/31/22 | \$ Change 12 MTHS | % Change 12 MTHS |
|--------|----------|----------|----------|----------|----------------------|---------------------|
|--------|----------|----------|----------|----------|----------------------|---------------------|

ALLOWANCE FOR CREDIT LOSSES (LOANS):

| | | | | | | |
|------------------------------|-------|-------|-------|-------|------|---------|
| Beginning Balance | 2,716 | 2,513 | 2,513 | 2,467 | 203 | 8.08 |
| Total Recoveries | 12 | 138 | 20 | 52 | (8) | (40.00) |
| Total Charge-offs | 15 | 85 | 83 | 6 | (68) | (81.93) |
| Provision Expense | - | - | - | - | - | NA |
| Writedown Transfer Loans HFS | - | - | - | - | - | NA |
| Adjustments | - | 150 | - | - | - | NA |
| Ending Balance | 2,713 | 2,716 | 2,450 | 2,513 | 263 | 10.73 |

NON-PERFORMING ASSETS:

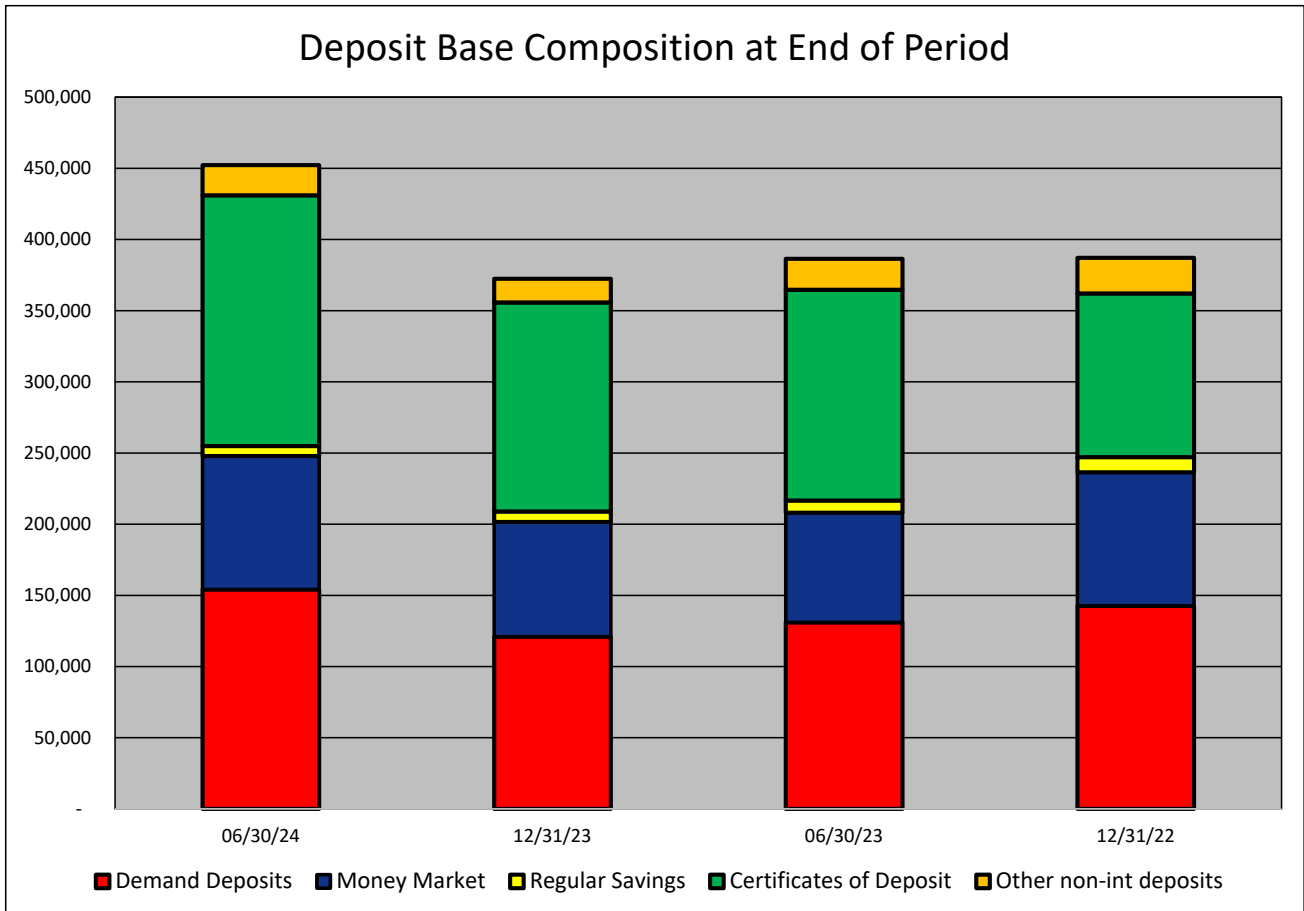
| | | | | | | |
|-------------------------|-----|-----|-----|-----|-------|---------|
| Total-90+ Days Past Due | - | - | - | - | - | NA |
| Total-Nonaccrual | 128 | 139 | 404 | 431 | (276) | (68.32) |
| Foreclosed Real Estate | - | - | - | - | - | NA |
| Total Non-perf Assets | 128 | 139 | 404 | 431 | (276) | (68.32) |

DEPOSIT BASE COMPOSITION - Sunstate Bank
(Dollars in Thousands)

| As of: | 06/30/24 | 12/31/23 | 06/30/23 | 12/31/22 | \$ Change 12 MTHS | % Change 12 MTHS |
|--------|----------|----------|----------|----------|----------------------|---------------------|
|--------|----------|----------|----------|----------|----------------------|---------------------|

DEPOSIT BASE CATEGORY:

| | | | | | | |
|-------------------------|----------------|----------------|----------------|----------------|---------------|--------------|
| Demand Deposits | 154,119 | 120,950 | 131,015 | 142,570 | 23,104 | 17.63 |
| Money Market | 93,752 | 80,584 | 77,011 | 93,896 | 16,741 | 21.74 |
| Regular Savings | 7,008 | 7,423 | 8,644 | 10,616 | (1,636) | (18.93) |
| Certificates of Deposit | 176,143 | 146,832 | 147,983 | 115,036 | 28,160 | 19.03 |
| Other non-int deposits | 21,233 | 16,616 | 21,732 | 25,014 | (499) | (2.30) |
| Total Deposits | 452,255 | 372,405 | 386,385 | 387,132 | 65,870 | 17.05 |

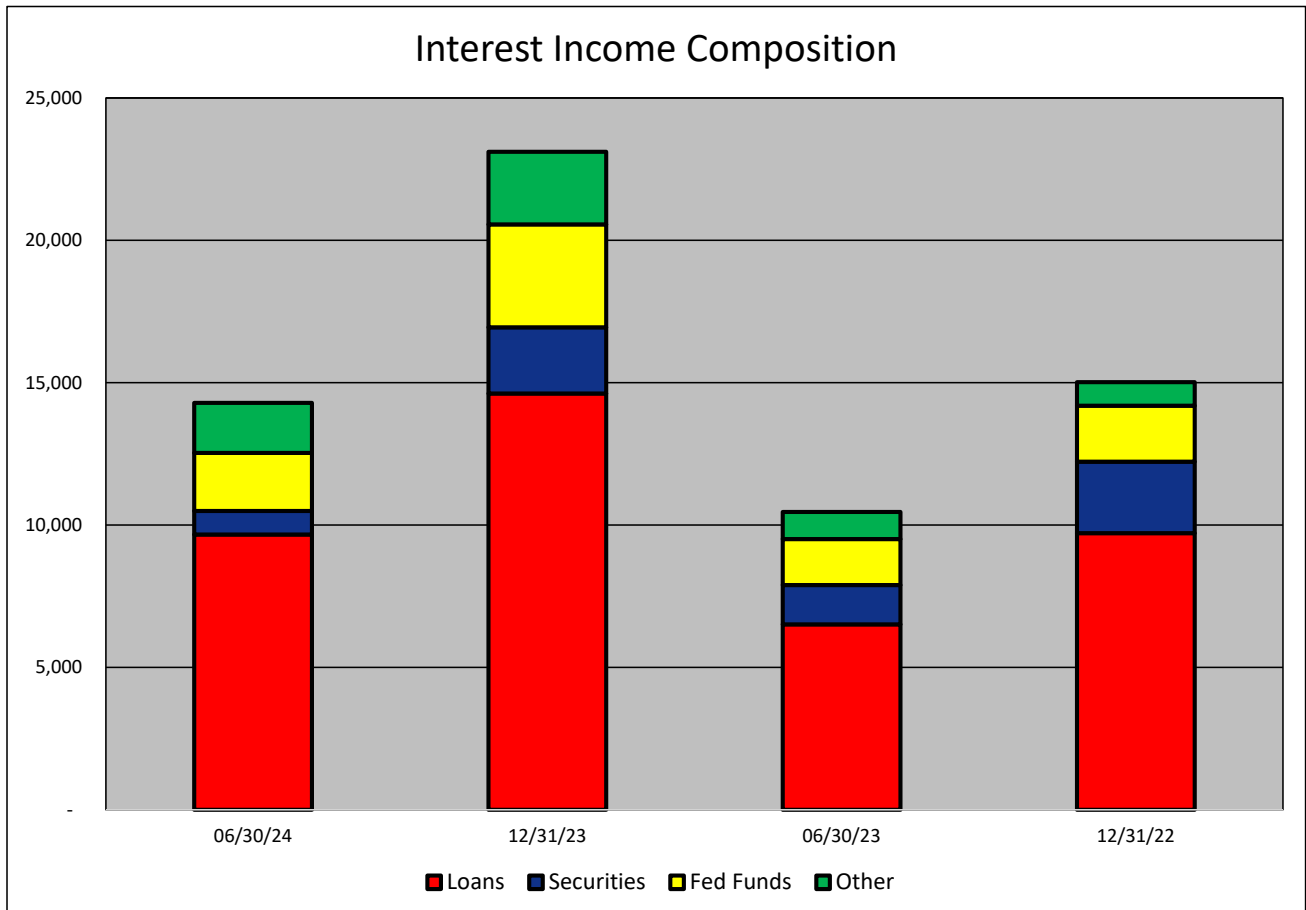


INTEREST INCOME COMPOSITION- Sunstate Bank
(Dollars in Thousands)

| As of: | 06/30/24 | 12/31/23 | 06/30/23 | 12/31/22 | \$ Change 12 MTHS | % Change 12 MTHS |
|--------|----------|----------|----------|----------|----------------------|---------------------|
|--------|----------|----------|----------|----------|----------------------|---------------------|

INTEREST INCOME CATEGORY

| | | | | | | |
|-------------------------|---------------|---------------|---------------|---------------|--------------|--------------|
| Loans | 9,668 | 14,618 | 6,512 | 9,716 | 3,156 | 48.46 |
| Securities | 827 | 2,328 | 1,381 | 2,509 | (554) | (40.12) |
| Fed Funds | 2,040 | 3,615 | 1,616 | 1,965 | 424 | 26.24 |
| Other | 1,757 | 2,548 | 953 | 829 | 804 | 84.37 |
| Total Int Income | 14,292 | 23,109 | 10,462 | 15,019 | 3,830 | 36.61 |

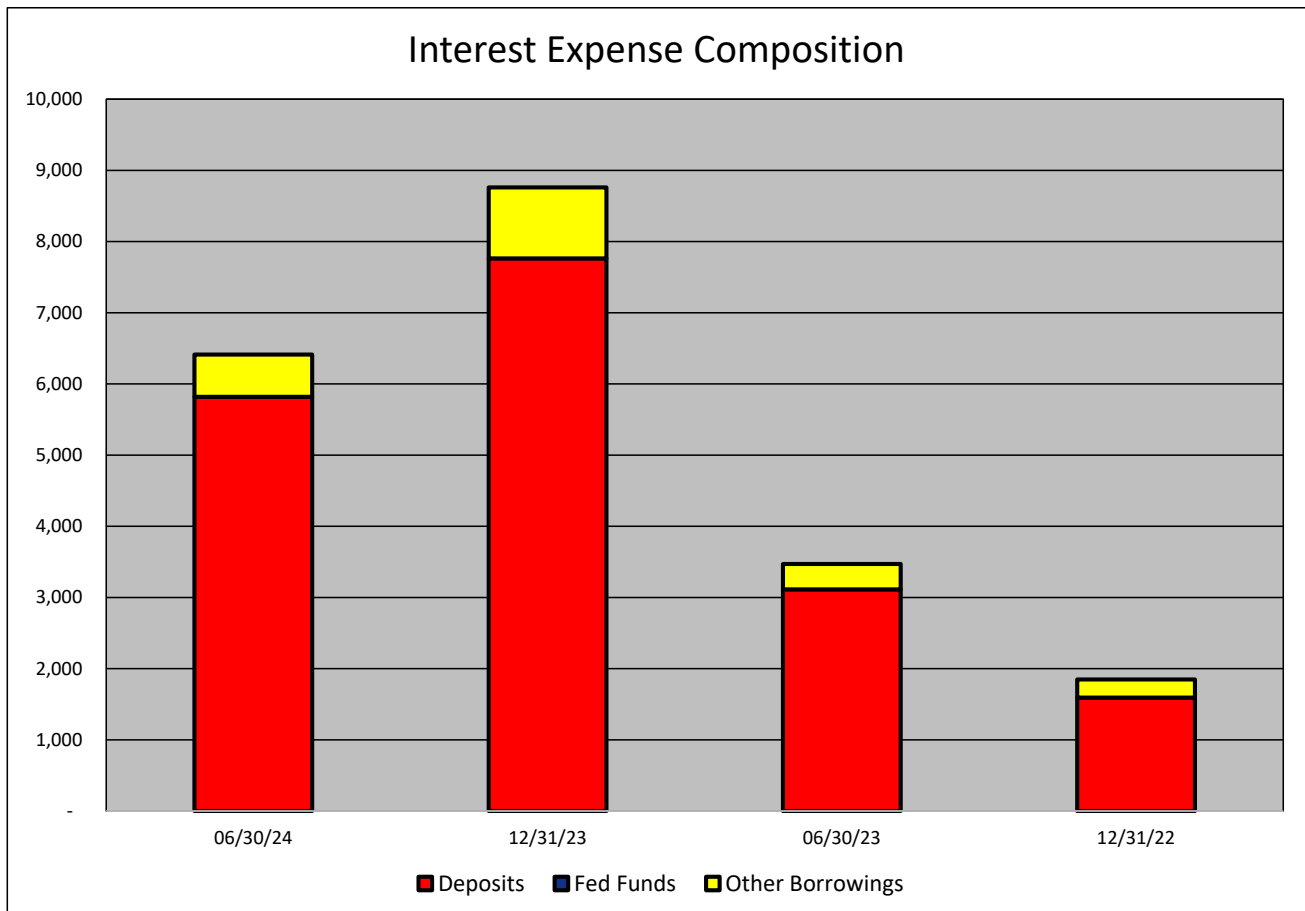


INTEREST EXPENSE COMPOSITION- Sunstate Bank
(Dollars in Thousands)

| As of: | 06/30/24 | 12/31/23 | 06/30/23 | 12/31/22 | \$ Change 12 MTHS | % Change 12 MTHS |
|--------|----------|----------|----------|----------|----------------------|---------------------|
|--------|----------|----------|----------|----------|----------------------|---------------------|

INTEREST EXPENSE CATEGORY

| | | | | | | |
|--------------------------|--------------|--------------|--------------|--------------|--------------|--------------|
| Deposits | 5,819 | 7,764 | 3,113 | 1,594 | 2,706 | 86.93 |
| Fed Funds | - | - | - | - | - | NA |
| Other Borrowings | 593 | 996 | 358 | 253 | 235 | 65.64 |
| Total Int Expense | 6,412 | 8,760 | 3,471 | 1,847 | 2,941 | 84.73 |

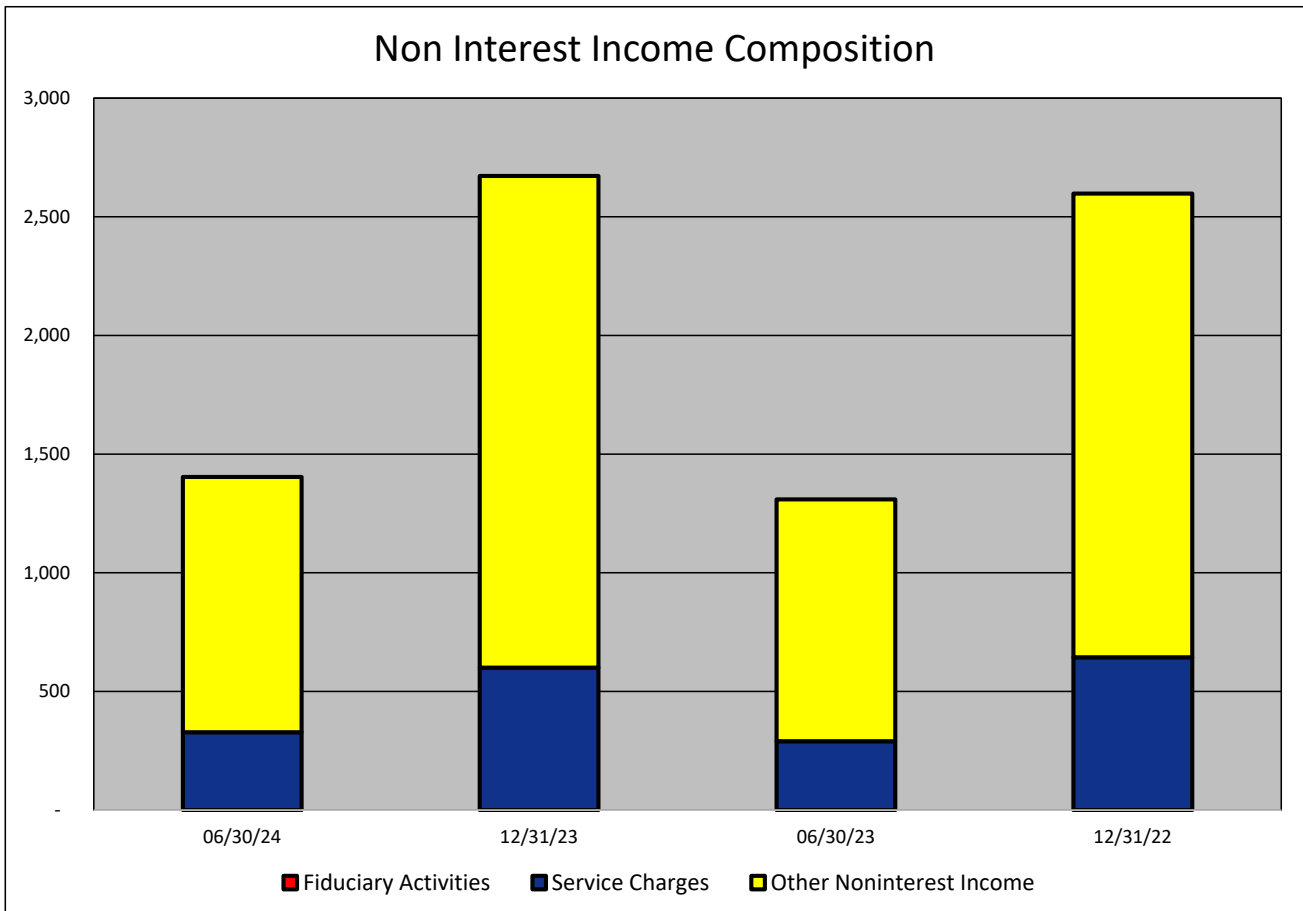


NONINTEREST INCOME COMPOSITION- Sunstate Bank
(Dollars in Thousands)

| As of: | 06/30/24 | 12/31/23 | 06/30/23 | 12/31/22 | \$ Change 12 MTHS | % Change 12 MTHS |
|--------|----------|----------|----------|----------|----------------------|---------------------|
|--------|----------|----------|----------|----------|----------------------|---------------------|

NONINTEREST INCOME CATEGORY

| | | | | | | |
|-----------------------------|--------------|--------------|--------------|--------------|-----------|-------------|
| Fiduciary Activities | - | - | - | - | - | NA |
| Service Charges | 328 | 600 | 290 | 644 | 38 | 13.10 |
| Other Noninterest Income | 1,076 | 2,072 | 1,019 | 1,954 | 57 | 5.59 |
| Total Nonint. Income | 1,404 | 2,672 | 1,309 | 2,598 | 95 | 7.26 |

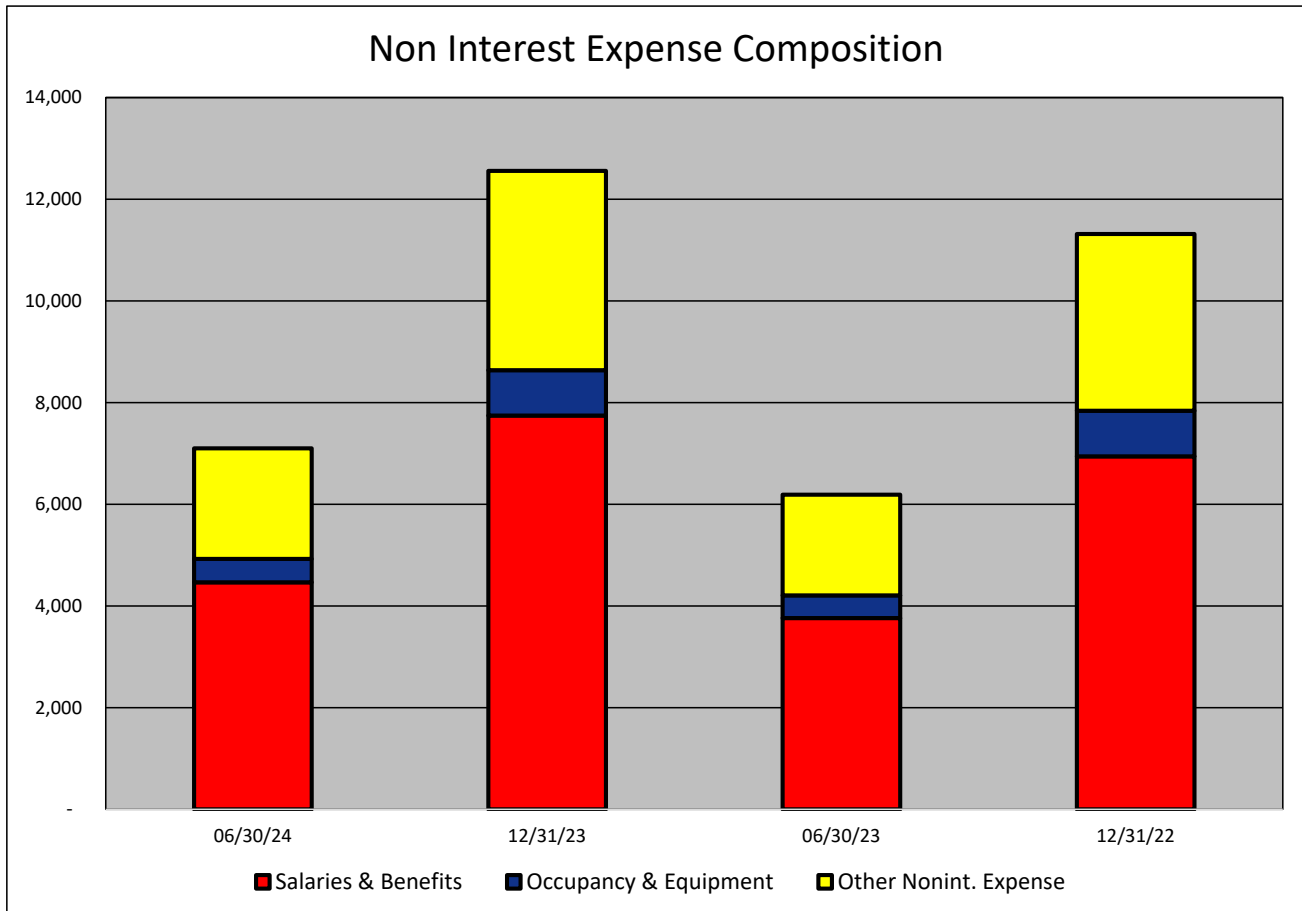


NONINTEREST EXPENSE COMPOSITION- Sunstate Bank
(Dollars in Thousands)

| As of: | 06/30/24 | 12/31/23 | 06/30/23 | 12/31/22 | \$ Change 12 MTHS | % Change 12 MTHS |
|--------|----------|----------|----------|----------|----------------------|---------------------|
|--------|----------|----------|----------|----------|----------------------|---------------------|

NONINTEREST EXPENSE CATEGORY

| | | | | | | |
|------------------------------|--------------|---------------|--------------|---------------|------------|--------------|
| Salaries & Benefits | 4,464 | 7,744 | 3,762 | 6,943 | 702 | 18.66 |
| Occupancy & Equipment | 461 | 893 | 445 | 896 | 16 | 3.60 |
| Other Nonint. Expense | 2,176 | 3,920 | 1,982 | 3,477 | 194 | 9.79 |
| Total Nonint. Expense | 7,101 | 12,557 | 6,189 | 11,316 | 912 | 14.74 |



PEER GROUP COMPARISONS REPORT
South Florida Group

BALANCE SHEET

| Institution name | Total Assets \$000 | | % Change in Assets |
|--|--------------------|------------|--------------------|
| | This Year | Last Year | |
| Bradesco Bank | 4,372,598 | 3,695,412 | 18.33 |
| Banesco Usa | 4,169,323 | 3,573,089 | 16.69 |
| Gulf Atlantic Bank | 151,346 | 131,335 | 15.24 |
| Sunstate Bank | 549,583 | 481,290 | 14.19 |
| Grove Bank & Trust | 1,209,777 | 1,082,886 | 11.72 |
| International Finance Bank | 1,112,373 | 997,723 | 11.49 |
| U. S. Century Bank | 2,457,323 | 2,225,869 | 10.40 |
| Terrabank, National Association | 783,906 | 737,902 | 6.23 |
| Pacific National Bank | 1,245,087 | 1,183,069 | 5.24 |
| Ocean Bank | 6,367,450 | 6,067,664 | 4.94 |
| Interamerican Bank, A Fsb | 268,192 | 256,230 | 4.67 |
| Intercredit Bank, National Association | 602,691 | 577,516 | 4.36 |
| Banco Do Brasil Americas | 2,825,773 | 2,726,849 | 3.63 |
| Amerant Bank, National Association | 9,730,061 | 9,503,281 | 2.39 |
| First State Bank Of The Florida Keys | 1,215,545 | 1,214,437 | 0.09 |
| City National Bank Of Florida | 26,204,165 | 26,311,788 | (0.41) |
| Bankunited, National Association | 35,401,701 | 35,784,457 | (1.07) |
| Helm Bank Usa | 1,033,052 | 1,068,714 | (3.34) |
| Eastern National Bank | 157,833 | 216,239 | (27.01) |

| | | | |
|----------------------------|-----------|-----------|-------------|
| Select Peer Average | 5,255,673 | 5,149,250 | 5.15 |
|----------------------------|-----------|-----------|-------------|

PEER GROUP COMPARISONS REPORT
South Florida Group

BALANCE SHEET

| Institution name | Total Loans \$'000 | | % Change in Loans |
|--|--------------------|------------------|-------------------|
| | This Year | Last Year | |
| Grove Bank & Trust | 604,805 | 425,550 | 42.12 |
| Banco Do Brasil Americas | 1,433,466 | 1,056,857 | 35.63 |
| Sunstate Bank | 303,684 | 237,221 | 28.02 |
| Interamerican Bank, A Fsb | 213,580 | 175,485 | 21.71 |
| Bradesco Bank | 3,419,609 | 2,846,999 | 20.11 |
| Banesco Usa | 3,145,323 | 2,667,369 | 17.92 |
| U. S. Century Bank | 1,869,249 | 1,595,959 | 17.12 |
| Helm Bank Usa | 573,355 | 497,093 | 15.34 |
| Gulf Atlantic Bank | 114,870 | 99,951 | 14.93 |
| Terrabank, National Association | 521,372 | 464,335 | 12.28 |
| Pacific National Bank | 858,143 | 771,298 | 11.26 |
| International Finance Bank | 943,899 | 870,175 | 8.47 |
| Ocean Bank | 5,282,062 | 4,920,905 | 7.34 |
| Amerant Bank, National Association | 7,322,911 | 7,216,958 | 1.47 |
| City National Bank Of Florida | 17,707,481 | 17,475,815 | 1.33 |
| Bankunited, National Association | 24,628,484 | 24,629,990 | (0.01) |
| Intercredit Bank, National Association | 431,088 | 436,500 | (1.24) |
| First State Bank Of The Florida Keys | 812,699 | 842,821 | (3.57) |
| Eastern National Bank | 103,446 | 121,667 | (14.98) |
| Select Peer Average | 3,699,449 | 3,544,892 | 12.38 |

PEER GROUP COMPARISONS REPORT
South Florida Group

CAPITAL RATIOS
For the six months June 30, 2024

| Institution name | Equity/ Assets | Leverage Ratio | Tier 1 Risk- based Ratio | Risk based Capital Ratio | Common Equity Tier 1 Capital Ratio |
|--|-------------------|-------------------|-----------------------------|-----------------------------|--|
| Interamerican Bank, A Fsb | 13.18 | 13.17 | 18.68 | 19.94 | 18.68 |
| Banesco Usa | 11.63 | 12.98 | 0.00 | 0.00 | 0.00 |
| Bradesco Bank | 11.49 | 12.23 | 18.30 | 19.40 | 18.30 |
| Pacific National Bank | 11.53 | 11.42 | 16.25 | 16.91 | 16.25 |
| Sunstate Bank | 12.03 | 11.35 | 13.45 | 14.08 | 13.45 |
| Helm Bank Usa | 8.09 | 11.33 | 29.08 | 30.35 | 29.08 |
| Grove Bank & Trust | 10.05 | 10.47 | 17.17 | 18.42 | 17.17 |
| City National Bank Of Florida | 9.18 | 10.30 | 14.01 | 14.89 | 14.01 |
| Ocean Bank | 9.70 | 10.26 | 11.57 | 12.82 | 11.57 |
| First State Bank Of The Florida Keys | 8.60 | 9.86 | 16.06 | 17.31 | 16.06 |
| Intercredit Bank, National Association | 8.29 | 9.83 | 14.71 | 15.97 | 14.71 |
| Banco Do Brasil Americas | 9.44 | 9.79 | 24.16 | 25.42 | 24.16 |
| International Finance Bank | 9.50 | 9.79 | 12.11 | 13.36 | 12.11 |
| Bankunited, National Association | 8.97 | 9.55 | 13.46 | 14.36 | 13.46 |
| Amerant Bank, National Association | 8.47 | 9.09 | 10.72 | 11.91 | 10.72 |
| Gulf Atlantic Bank | 8.24 | 9.06 | 10.95 | 11.81 | 10.95 |
| U. S. Century Bank | 8.05 | 8.94 | 11.82 | 13.01 | 11.82 |
| Terrabank, National Association | 6.50 | 8.52 | 14.09 | 15.44 | 10.33 |
| Eastern National Bank | 8.72 | 8.23 | 12.80 | 14.06 | 12.80 |

| | | | | | |
|----------------------------|------|-------|-------|-------|-------|
| Select Peer Average | 9.56 | 10.32 | 14.70 | 15.76 | 14.51 |
|----------------------------|------|-------|-------|-------|-------|

PEER GROUP COMPARISONS REPORT
South Florida Group

BALANCE SHEET RATIOS
For the six months June 30, 2024

| Institution name | Loans/ Deposits | Gross Loans/ Assets | Securities/ Assets |
|--|--------------------|------------------------|-----------------------|
| Gulf Atlantic Bank | 95.17 | 75.90 | 13.92 |
| Ocean Bank | 94.97 | 82.95 | 11.44 |
| International Finance Bank | 94.58 | 84.85 | 6.60 |
| Interamerican Bank, A Fsb | 94.00 | 79.64 | 0.00 |
| Amerant Bank, National Association | 93.09 | 75.26 | 15.31 |
| Bradesco Bank | 92.24 | 78.21 | 7.51 |
| Banesco Usa | 92.02 | 75.44 | 14.70 |
| U. S. Century Bank | 90.14 | 76.07 | 16.52 |
| Bankunited, National Association | 87.84 | 69.57 | 25.19 |
| Pacific National Bank | 85.96 | 68.92 | 17.53 |
| Intercredit Bank, National Association | 85.53 | 71.53 | 17.38 |
| City National Bank Of Florida | 84.45 | 67.58 | 24.74 |
| First State Bank Of The Florida Keys | 79.47 | 66.86 | 24.54 |
| Eastern National Bank | 74.37 | 65.54 | 0.71 |
| Terrabank, National Association | 73.78 | 66.51 | 27.44 |
| Sunstate Bank | 67.15 | 55.26 | 10.32 |
| Grove Bank & Trust | 64.64 | 49.99 | 30.22 |
| Helm Bank Usa | 61.67 | 55.50 | 41.06 |
| Banco Do Brasil Americas | 56.36 | 50.73 | 36.65 |

| | | | |
|----------------------------|-------|-------|-------|
| Select Peer Average | 82.50 | 69.28 | 17.99 |
|----------------------------|-------|-------|-------|

PEER GROUP COMPARISONS REPORT
South Florida Group

PROFITABILITY RATIOS
For the six months June 30, 2024

| Institution name | Avg Total Assets (\$000) | Return on Avg Assets | Return on Avg Equity |
|--|--------------------------|----------------------|----------------------|
| Banco Do Brasil Americas | 2,852,698 | 1.70 | 18.92 |
| International Finance Bank | 1,092,923 | 1.34 | 14.32 |
| Pacific National Bank | 1,244,790 | 1.00 | 8.94 |
| Banesco Usa | 4,038,382 | 0.94 | 8.20 |
| Ocean Bank | 6,401,250 | 0.93 | 9.89 |
| U. S. Century Bank | 2,509,887 | 0.92 | 11.91 |
| First State Bank Of The Florida Keys | 1,242,138 | 0.88 | 10.79 |
| Helm Bank Usa | 1,109,046 | 0.85 | 11.29 |
| Interamerican Bank, A Fsb | 262,562 | 0.79 | 5.97 |
| Bradesco Bank | 4,177,012 | 0.76 | 6.46 |
| Bankunited, National Association | 35,815,521 | 0.68 | 7.90 |
| Sunstate Bank | 505,182 | 0.64 | 5.01 |
| City National Bank Of Florida | 26,925,250 | 0.50 | 5.60 |
| Amerant Bank, National Association | 9,812,288 | 0.44 | 5.26 |
| Terrabank, National Association | 808,754 | 0.36 | 5.93 |
| Gulf Atlantic Bank | 149,686 | 0.27 | 3.34 |
| Grove Bank & Trust | 1,134,152 | 0.01 | 0.06 |
| Intercredit Bank, National Association | 603,068 | (1.27) | (16.49) |
| Eastern National Bank | 173,928 | (2.91) | (33.75) |

| | | | |
|----------------------------|-----------|------|------|
| Select Peer Average | 5,308,343 | 0.46 | 4.71 |
|----------------------------|-----------|------|------|

PEER GROUP COMPARISONS REPORT
South Florida Group

PROFITABILITY RATIOS
For the six months June 30, 2024

| Institution name | Noninterest Income/AA | Net Overhead Ratio | Efficiency Ratio | Assets (per million) per Employee |
|--|--------------------------|--------------------------|---------------------|---|
| Banco Do Brasil Americas | 0.43 | 1.34 | 42.49 | 11.08 |
| International Finance Bank | 0.60 | 2.00 | 56.78 | 9.59 |
| Pacific National Bank | 0.30 | 1.59 | 57.27 | 10.83 |
| U. S. Century Bank | 0.47 | 1.29 | 57.43 | 12.47 |
| Bankunited, National Association | 0.27 | 1.45 | 59.48 | 21.44 |
| Banesco Usa | 0.52 | 1.53 | 60.07 | 11.58 |
| City National Bank Of Florida | 0.41 | 0.92 | 61.53 | 27.13 |
| Bradesco Bank | 0.53 | 1.41 | 64.71 | 17.63 |
| Ocean Bank | 0.45 | 2.07 | 67.06 | 9.36 |
| Helm Bank Usa | 0.50 | 2.37 | 67.58 | 8.33 |
| Amerant Bank, National Association | 0.71 | 2.09 | 70.15 | 13.51 |
| Sunstate Bank | 0.56 | 2.26 | 76.49 | 7.74 |
| Interamerican Bank, A Fsb | 0.24 | 3.22 | 78.50 | 3.53 |
| First State Bank Of The Florida Keys | 0.33 | 2.05 | 78.67 | 7.03 |
| Terrabank, National Association | 0.68 | 1.94 | 81.23 | 6.59 |
| Gulf Atlantic Bank | 0.25 | 2.71 | 86.30 | 6.05 |
| Grove Bank & Trust | 0.86 | 1.94 | 101.10 | 10.08 |
| Intercredit Bank, National Association | 0.14 | 3.18 | 144.20 | 5.29 |
| Eastern National Bank | 0.36 | 5.82 | 192.51 | 2.92 |

| | | | | |
|----------------------------|------|------|-------|-------|
| Select Peer Average | 0.45 | 2.17 | 79.13 | 10.64 |
|----------------------------|------|------|-------|-------|

PEER GROUP COMPARISONS REPORT
South Florida Group

ASSET QUALITY RATIOS
For the six months June 30, 2024

| Institution name | Allowance/ Loans | Nonperf Loans/ Total Loans | Nonperf Assets/ Total Assets | Adjusted Texas Ratio |
|--|---------------------|----------------------------------|------------------------------------|-------------------------|
| Grove Bank & Trust | 1.78 | 0.00 | 0.00 | 0.00 |
| Gulf Atlantic Bank | 0.95 | 0.01 | 0.01 | 0.13 |
| Pacific National Bank | 0.62 | 0.02 | 0.02 | 0.14 |
| Sunstate Bank | 0.89 | 0.04 | 0.02 | 0.21 |
| U. S. Century Bank | 1.19 | 0.04 | 0.03 | 0.34 |
| Ocean Bank | 1.39 | 0.05 | 0.12 | 1.08 |
| BanESCO USA | 1.16 | 0.17 | 0.13 | 1.01 |
| Bradesco Bank | 0.99 | 0.17 | 0.13 | 1.06 |
| First State Bank Of The Florida Keys | 1.15 | 0.23 | 0.16 | 1.35 |
| International Finance Bank | 1.29 | 0.29 | 0.24 | 2.33 |
| Banco Do Brasil Americas | 1.50 | 0.74 | 0.37 | 3.80 |
| City National Bank Of Florida | 0.88 | 0.67 | 0.45 | 4.81 |
| Helm Bank USA | 1.72 | 0.95 | 0.53 | 5.85 |
| Intercredit Bank, National Association | 1.68 | 0.79 | 0.56 | 5.94 |
| Terrabank, National Association | 1.35 | 1.10 | 0.73 | 9.91 |
| BankUnited, National Association | 0.92 | 1.62 | 1.13 | 5.95 |
| Interamerican Bank, A Fsb | 2.47 | 1.52 | 1.21 | 7.99 |
| Amerant Bank, National Association | 1.29 | 1.38 | 1.24 | 13.51 |
| Eastern National Bank | 2.26 | 3.71 | 2.43 | 23.84 |

| | | | | |
|----------------------------|------|------|------|------|
| Select Peer Average | 1.34 | 0.71 | 0.50 | 4.70 |
|----------------------------|------|------|------|------|

PEER GROUP COMPARISONS REPORT
South Florida Group

STATEMENT OF CONDITION (% OF ASSETS)
For the six months June 30, 2024

| Institution name | Cash & Nointerest bearing Deps | Interest- bearing Bal | Fed Funds Sold & Repos | Held to Maturity Secs | Available for Sale Secs |
|--|--------------------------------------|--------------------------|---------------------------|--------------------------|----------------------------|
| Eastern National Bank | 2.28 | 25.74 | 0.00 | 0.00 | 0.71 |
| Bradesco Bank | 1.30 | 9.54 | 0.00 | 1.19 | 6.24 |
| Pacific National Bank | 1.30 | 8.39 | 0.00 | 0.00 | 17.53 |
| Sunstate Bank | 0.99 | 16.56 | 12.75 | 0.00 | 10.32 |
| Terrabank, National Association | 0.81 | 2.12 | 0.00 | 0.00 | 27.38 |
| Ocean Bank | 0.80 | 1.06 | 0.00 | 2.76 | 8.66 |
| First State Bank Of The Florida Keys | 0.72 | 5.73 | 0.00 | 8.55 | 15.99 |
| Amerant Bank, National Association | 0.66 | 2.45 | 0.00 | 2.26 | 13.03 |
| Banesco Usa | 0.65 | 4.88 | 0.00 | 4.53 | 10.02 |
| Helm Bank Usa | 0.62 | 1.25 | 0.00 | 0.00 | 40.97 |
| Gulf Atlantic Bank | 0.54 | 2.32 | 0.00 | 1.88 | 12.04 |
| City National Bank Of Florida | 0.53 | 1.89 | 0.00 | 10.50 | 14.07 |
| Grove Bank & Trust | 0.48 | 15.29 | 0.00 | 20.77 | 9.15 |
| Interamerican Bank, A Fsb | 0.41 | 18.73 | 0.00 | 0.00 | 0.00 |
| Intercredit Bank, National Association | 0.32 | 9.27 | 0.00 | 0.00 | 17.38 |
| Banco Do Brasil Americas | 0.23 | 11.36 | 0.09 | 0.00 | 36.34 |
| U. S. Century Bank | 0.21 | 2.93 | 0.00 | 6.90 | 9.62 |
| International Finance Bank | 0.13 | 8.07 | 0.00 | 1.07 | 5.33 |
| Bankunited, National Association | 0.04 | 1.19 | 0.00 | 0.03 | 25.16 |

| | | | | | |
|----------------------------|------|------|------|------|-------|
| Select Peer Average | 0.69 | 7.83 | 0.68 | 3.18 | 14.73 |
|----------------------------|------|------|------|------|-------|

PEER GROUP COMPARISONS REPORT
South Florida Group

STATEMENT OF CONDITION (% OF ASSETS)
For the six months June 30, 2024

| Institution name | Net Loans & Leases | Premises & Fixed Assets | Total Real Estate Owned | Intangible Assets |
|--|-----------------------|----------------------------|----------------------------|----------------------|
| International Finance Bank | 83.76 | 0.43 | 0.00 | 0.06 |
| Ocean Bank | 81.80 | 1.25 | 0.08 | 0.02 |
| Interamerican Bank, A Fsb | 77.67 | 2.34 | 0.00 | 0.00 |
| Bradesco Bank | 77.43 | 0.95 | 0.00 | 0.01 |
| Gulf Atlantic Bank | 75.17 | 3.90 | 0.00 | 0.00 |
| U. S. Century Bank | 75.16 | 0.60 | 0.00 | 0.00 |
| Banesco Usa | 74.56 | 0.73 | 0.00 | 0.00 |
| Intercredit Bank, National Association | 70.33 | 0.79 | 0.00 | 0.00 |
| Bankunited, National Association | 68.93 | 0.36 | 0.01 | 0.22 |
| Pacific National Bank | 68.49 | 2.48 | 0.00 | 0.02 |
| Amerant Bank, National Association | 68.00 | 1.53 | 0.21 | 0.24 |
| City National Bank Of Florida | 66.82 | 0.27 | 0.00 | 0.37 |
| First State Bank Of The Florida Keys | 66.09 | 0.96 | 0.00 | 0.00 |
| Terrabank, National Association | 65.61 | 0.75 | 0.00 | 0.00 |
| Eastern National Bank | 64.06 | 2.47 | 0.00 | 0.00 |
| Sunstate Bank | 54.76 | 1.10 | 0.00 | 1.49 |
| Helm Bank Usa | 54.55 | 0.49 | 0.00 | 0.00 |
| Banco Do Brasil Americas | 49.97 | 0.20 | 0.00 | 0.37 |
| Grove Bank & Trust | 49.10 | 1.24 | 0.00 | 0.00 |

| | | | | |
|----------------------------|-------|------|------|------|
| Select Peer Average | 68.01 | 1.20 | 0.02 | 0.15 |
|----------------------------|-------|------|------|------|

PEER GROUP COMPARISONS REPORT
South Florida Group

STATEMENT OF CONDITION (% OF TOTAL FUNDING SOURCES)
For the six months June 30, 2024

| Institution name | Non Interest Bearing Deps | Interest Bearing Deps | Total Deps | Total Fed Funds & Repos | Other Borrowed Money |
|--|---------------------------|-----------------------|--------------|-------------------------|----------------------|
| Terrabank, National Association | 56.09 | 41.16 | 97.25 | 0.00 | 2.75 |
| International Finance Bank | 47.65 | 52.35 | 100.00 | 0.00 | 0.00 |
| Helm Bank Usa | 45.83 | 53.10 | 98.94 | 1.06 | 0.00 |
| Banco Do Brasil Americas | 44.62 | 55.32 | 99.93 | 0.00 | 0.07 |
| Banesco Usa | 34.61 | 59.22 | 93.82 | 0.00 | 6.18 |
| Sunstate Bank | 32.73 | 61.64 | 94.37 | 0.00 | 5.63 |
| Ocean Bank | 31.18 | 67.06 | 98.23 | 0.00 | 1.77 |
| U. S. Century Bank | 26.67 | 66.09 | 92.75 | 0.00 | 7.25 |
| Bankunited, National Association | 26.60 | 62.84 | 89.44 | 0.00 | 10.56 |
| First State Bank Of The Florida Keys | 24.80 | 68.46 | 93.26 | 2.09 | 4.65 |
| Interamerican Bank, A Fsb | 23.45 | 76.04 | 99.49 | 0.00 | 0.51 |
| Grove Bank & Trust | 22.63 | 64.15 | 86.77 | 1.64 | 11.59 |
| Bradesco Bank | 22.49 | 75.25 | 97.74 | 1.32 | 0.94 |
| City National Bank Of Florida | 19.39 | 70.24 | 89.63 | 0.17 | 10.20 |
| Pacific National Bank | 18.60 | 72.96 | 91.56 | 0.00 | 8.44 |
| Eastern National Bank | 18.28 | 81.65 | 99.93 | 0.07 | 0.00 |
| Amerant Bank, National Association | 17.01 | 74.12 | 91.14 | 0.00 | 8.86 |
| Intercredit Bank, National Association | 14.33 | 77.81 | 92.14 | 0.00 | 7.86 |
| Gulf Atlantic Bank | 14.27 | 75.34 | 89.61 | 0.00 | 10.39 |

| | | | | | |
|----------------------------|--------------|--------------|--------------|-------------|-------------|
| Select Peer Average | 28.48 | 66.04 | 94.53 | 0.33 | 5.14 |
|----------------------------|--------------|--------------|--------------|-------------|-------------|

PEER GROUP COMPARISONS REPORT
South Florida Group

YIELDS, COSTS & SPREADS - ASSET YIELDS
For the six months June 30, 2024

| Institution name | Yield on Earning Assets | Cost of Funds | Net Interest Margin | Avg Earning Assets/AA |
|--|-------------------------------|------------------|------------------------|--------------------------|
| Interamerican Bank, A Fsb | 5.85 | 2.62 | 4.17 | 99.95 |
| International Finance Bank | 5.54 | 3.27 | 4.01 | 99.25 |
| Helm Bank Usa | 4.84 | 1.85 | 3.99 | 92.50 |
| Banco Do Brasil Americas | 5.39 | 3.33 | 3.79 | 98.42 |
| Amerant Bank, National Association | 6.36 | 3.62 | 3.54 | 93.28 |
| Ocean Bank | 5.88 | 3.86 | 3.45 | 95.94 |
| Gulf Atlantic Bank | 6.31 | 3.66 | 3.40 | 93.63 |
| Sunstate Bank | 5.95 | 4.20 | 3.28 | 95.03 |
| Pacific National Bank | 6.06 | 3.99 | 3.15 | 95.37 |
| Eastern National Bank | 5.69 | 3.50 | 3.03 | 94.07 |
| BanESCO Usa | 5.75 | 4.50 | 3.00 | 96.11 |
| First State Bank Of The Florida Keys | 4.67 | 3.03 | 2.71 | 98.89 |
| U. S. Century Bank | 5.30 | 3.79 | 2.71 | 95.55 |
| BankUnited, National Association | 5.59 | 3.46 | 2.66 | 96.39 |
| Terrabank, National Association | 3.92 | 2.47 | 2.62 | 97.15 |
| Bradesco Bank | 6.01 | 4.38 | 2.60 | 94.90 |
| Intercredit Bank, National Association | 5.31 | 4.09 | 2.18 | 99.14 |
| Grove Bank & Trust | 4.31 | 3.47 | 1.96 | 96.15 |
| City National Bank Of Florida | 4.93 | 3.28 | 1.84 | 95.41 |
| Select Peer Average | 5.46 | 3.49 | 2.66 | 96.16 |