

# Sunrise Bank

Orlando, FL

Established

8/1/2005

## Florida Bank and Thrift Performance Report

### Table of Contents

<b>Title</b>	<b>Page</b>
PEER GROUP POSITION	1
EXECUTIVE SUMMARY	2
SELECTED FINANCIAL DATA	3
SECURITIES COMPOSITION	4
LOAN PORTFOLIO COMPOSITION	5
LOAN PORTFOLIO QUALITY	6
DEPOSIT BASE COMPOSITION	7
INTEREST INCOME COMPOSITION	8
INTEREST EXPENSE COMPOSITION	9
NONINTEREST INCOME COMPOSITION	10
NONINTEREST EXPENSE COMPOSITION	11
PEER GROUP COMPARISONS REPORT	12-22

#### **FLORIDA BANKING TEAM**

Ted Hacker, Steve Kania, Robert Brink, David Ajvazi, Erica Hines, Sacha Widmaier, Anthony Hagbartsen, Madeline Bogumil, Lauren Klindt, Phillip Berdeguer, Andrew Joyce, Mai Tran, Meranda Joseph, Patricia Romero, Vanessa Hossler, Adam McCord, Allyson Wiitala, Jacob Ingram, Adam McCord, Rachel Jean, Brendan Yosko, Martha Zubia, Stephanie Flores, Joshua Koelsch, Krishna Reddy, Jacob Frantzen, Sander Ocasio, Brian Katz, Nicholas Singh, Martin Gonzalez

Information contained herein was obtained from FIS is believed to be reliable however, accuracy is not guaranteed and all peer and state averages are simple averages.

**PEER GROUP POSITION**  
**For the**  
*Central Florida Group*

**For the six months June 30, 2024**

Institution name	Total Assets (\$'000's)
Southstate Bank, National Association	45,481,202
Citizens First Bank	3,775,894
Crews Bank & Trust	2,160,584
Cogent Bank	1,931,272
Citizens Bank And Trust	1,338,732
Bank Of Central Florida	1,086,814
United Southern Bank	865,842
Axiom Bank, National Association	852,029
Mainstreet Community Bank Of Florida	807,304
Winter Park National Bank	793,742
First Bank	728,056
Heartland National Bank	713,354
Sunrise Bank	529,750
The First National Bank Of Mount Dora	363,329
First Colony Bank Of Florida	310,087
Surety Bank	205,983
Commerce Bank & Trust	173,127
First National Bank Of Wauchula	90,555

Institution name	Return on Avg Assets (%)
Surety Bank	2.80
Crews Bank & Trust	1.75
Heartland National Bank	1.64
First Colony Bank Of Florida	1.53
Cogent Bank	1.39
First Bank	1.18
Southstate Bank, National Association	1.14
Bank Of Central Florida	1.10
The First National Bank Of Mount Dora	0.98
Winter Park National Bank	0.93
Sunrise Bank	0.90
Citizens First Bank	0.88
United Southern Bank	0.73
First National Bank Of Wauchula	0.62
Axiom Bank, National Association	0.58
Commerce Bank & Trust	0.56
Citizens Bank And Trust	0.55
Mainstreet Community Bank Of Florida	0.51

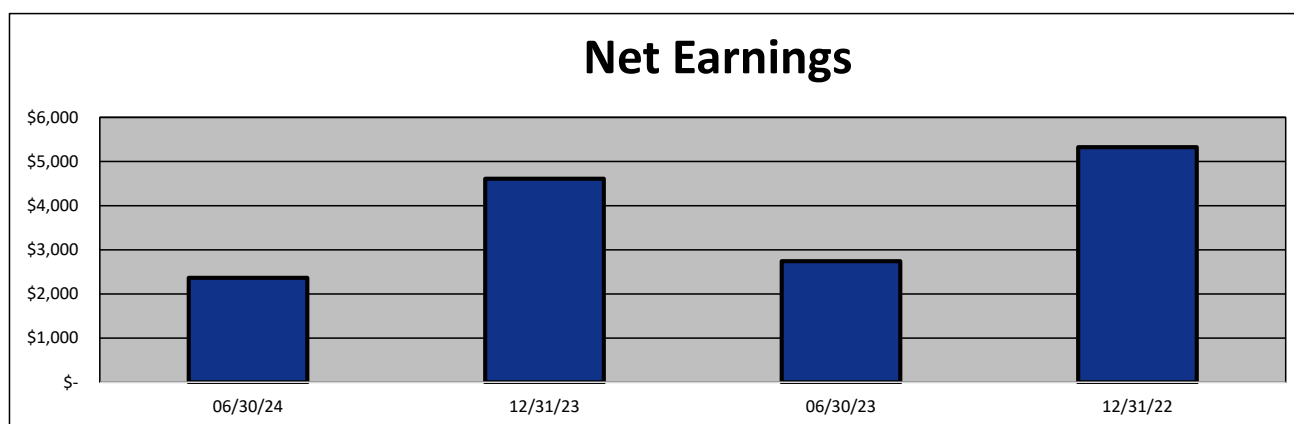
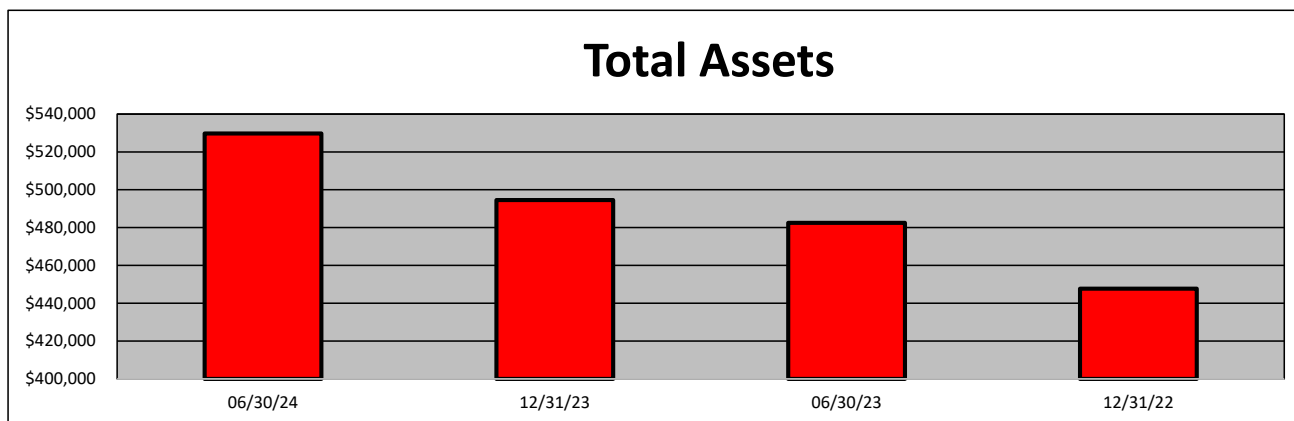
**EXECUTIVE SUMMARY - Sunrise Bank  
(Percentage)**

Period Ending	06/30/24	12/31/23	06/30/23	12/31/22	State Avg.	Peer Avg.
<b>CAPITAL RATIOS</b>						
Equity/Assets	7.78	7.82	7.64	8.12	9.59	7.92
Leverage Ratio	9.19	9.26	9.32	9.44	10.67	9.52
Tier 1 Cap/Risk Based Assets	0.00	0.00	0.00	0.00	12.61	10.87
Risk Based Ratio	0.00	0.00	0.00	0.00	13.45	11.70
Common Equity Tier 1 Capital Ratio	NA	0.00	0.00	0.00	12.57	10.87
<b>BALANCE SHEET RATIOS:</b>						
Loan/Deposit Ratio	93.56	91.20	86.78	88.99	75.33	65.67
Loans/Assets	81.20	80.17	76.66	79.97	63.16	58.27
Securities/Assets	15.06	16.48	14.87	15.82	19.74	26.82
<b>PROFITABILITY:</b>						
Return on Avg Assets	0.90	0.95	1.16	1.22	0.75	1.10
Return on Avg Equity	11.91	12.35	14.75	15.03	10.61	16.50
Nonint Income/Avg Assets	0.06	0.08	0.10	0.10	0.79	0.78
Net Overhead Ratio	2.06	2.27	2.23	1.99	2.14	1.71
Efficiency Ratio	67.38	69.11	65.17	56.85	72.23	63.08
Assets (per million) per Employee	8.98	8.68	8.46	7.85	10.25	9.08
<b>ASSET QUALITY:</b>						
Allowance/Loans	1.23	1.26	1.28	1.26	1.31	1.48
Nonperforming Loans/Total Loans	0.00	0.00	0.00	0.00	0.56	0.50
Nonperforming Assets/Total Assets	0.00	0.00	0.00	0.00	0.38	0.31
Adjusted Texas Ratio	0.00	0.00	0.00	0.00	4.10	5.77
<b>YIELDS &amp; COSTS:</b>						
Yield on earning assets	5.75	5.31	5.14	4.11	5.44	5.04
Cost of funds	3.82	3.07	2.62	0.83	3.03	2.66
Net interest margin	3.14	3.40	3.56	3.65	2.85	3.30
Avg Earning Assets/Avg Assets	98.14	97.67	97.66	97.90	95.94	95.36

**SELECTED FINANCIAL DATA - Sunrise Bank**  
(Dollars in Thousands)

<b>As of:</b>	<b>06/30/24</b>	<b>12/31/23</b>	<b>06/30/23</b>	<b>12/31/22</b>	<b>\$ Change 12 MTHS</b>	<b>% Change 12 MTHS</b>
Total Assets	529,750	494,572	482,499	447,727	47,251	9.79
Cash and Equivalents	10,429	7,032	30,770	10,559	(20,341)	(66.11)
Securities	79,793	81,485	71,752	70,820	8,041	11.21
Loans, net	430,153	396,477	369,901	358,036	60,252	16.29
Deposit Accounts	459,770	434,731	426,257	402,338	33,513	7.86
Fed Funds & Repos	6,500	4,000	-	-	6,500	NA
Total Equity	41,201	38,690	36,873	36,372	4,328	11.74

<b>Period Ending</b>	<b>06/30/24</b>	<b>12/31/23</b>	<b>06/30/23</b>	<b>12/31/22</b>	<b>\$ Change 12 MTHS</b>	<b>% Change 12 MTHS</b>
Net Earnings	2,366	4,611	2,743	5,326	(377)	(13.74)
Interest Income	14,779	25,147	11,904	17,527	2,875	24.15
Interest Expense	6,709	9,067	3,659	1,968	3,050	83.36
Net Interest Income	8,070	16,080	8,245	15,559	(175)	(2.12)
Prov for Credit Losses	306	463	208	1,565	98	47.12
Noninterest income	169	378	241	432	(72)	(29.88)
Gain on Sale of Securities	-	-	-	-	-	NA
Noninterest Expense	5,557	11,384	5,535	9,100	22	0.40
Net Operating Income	2,376	4,611	2,743	5,326	(367)	(13.38)
Income Taxes	-	-	-	-	-	NA

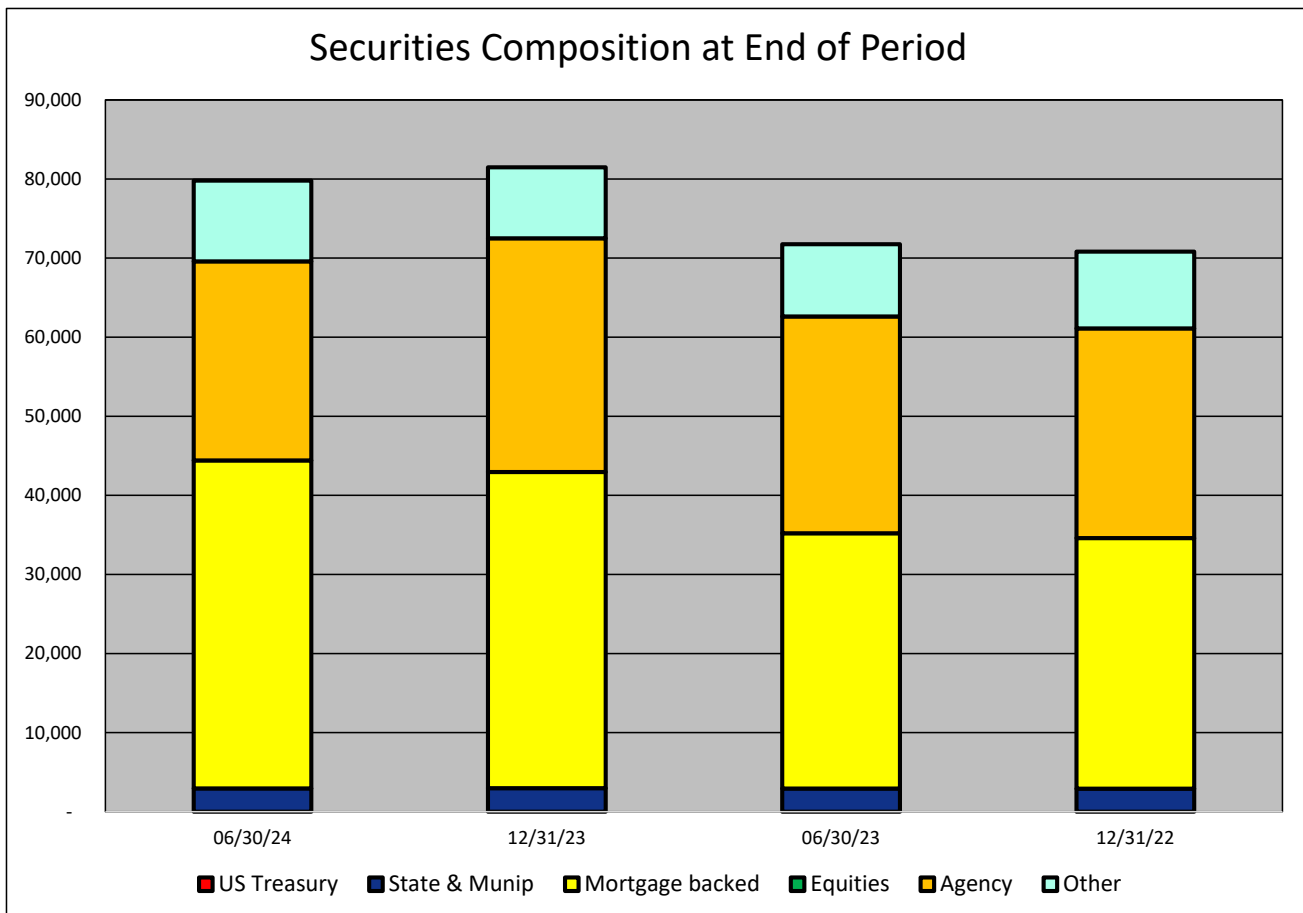


**SECURITIES COMPOSITION - Sunrise Bank**  
(Dollars in Thousands)

As of:	06/30/24	12/31/23	06/30/23	12/31/22	\$ Change 12 MTHS	% Change 12 MTHS
--------	----------	----------	----------	----------	----------------------	---------------------

**SECURITIES CATEGORY:**

US Treasury	-	-	-	-	-	NA
State & Munip	2,942	2,971	2,929	2,919	13	0.44
Mortgage backed	41,478	39,988	32,274	31,676	9,204	28.52
Equities	-	-	-	-	-	NA
Agency	25,165	29,538	27,412	26,509	(2,247)	(8.20)
Other	10,208	8,988	9,137	9,716	1,071	11.72
<b>Total Securities</b>	<b>79,793</b>	<b>81,485</b>	<b>71,752</b>	<b>70,820</b>	<b>8,041</b>	<b>11.21</b>

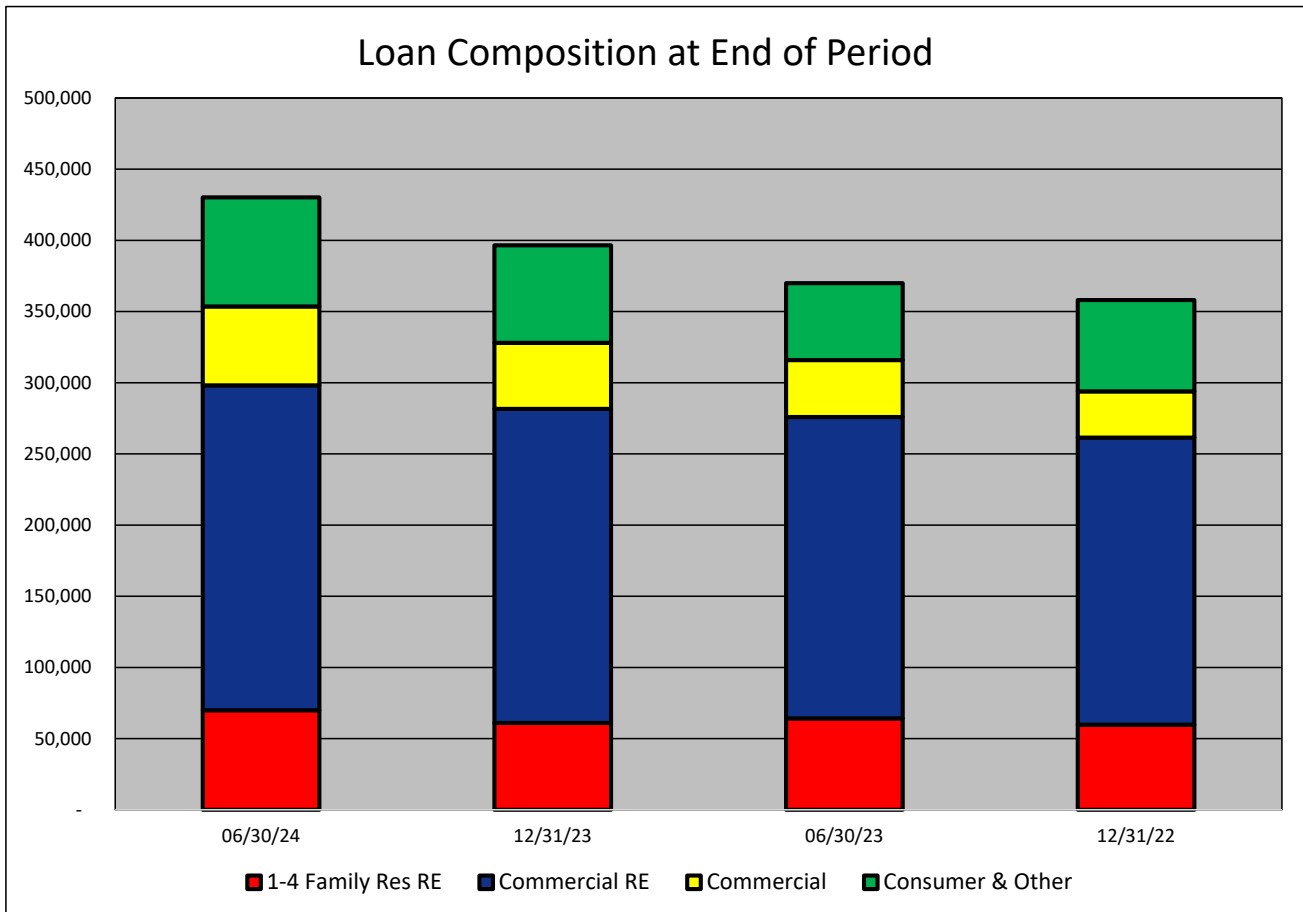


**LOAN PORTFOLIO COMPOSITION - Sunrise Bank**  
(Dollars in Thousands)

As of:	06/30/24	12/31/23	06/30/23	12/31/22	\$ Change 12 MTHS	% Change 12 MTHS
--------	----------	----------	----------	----------	----------------------	---------------------

**LOAN CATEGORY:**

1-4 Family Res RE	69,946	60,990	64,195	59,824	5,751	8.96
Commercial RE	228,177	220,589	211,732	201,609	16,445	7.77
Commercial	55,411	46,483	40,011	32,437	15,400	38.49
Consumer & Other	76,619	68,415	53,963	64,166	22,656	41.98
<b>Loans, Net</b>	<b>430,153</b>	<b>396,477</b>	<b>369,901</b>	<b>358,036</b>	<b>60,252</b>	<b>16.29</b>



**LOAN PORTFOLIO QUALITY - Sunrise Bank**  
(Dollars in Thousands)

As of:	06/30/24	12/31/23	06/30/23	12/31/22	\$ Change 12 MTHS	% Change 12 MTHS
--------	----------	----------	----------	----------	----------------------	---------------------

**ALLOWANCE FOR CREDIT LOSSES (LOANS):**

Beginning Balance	4,987	4,524	4,524	2,956	463	10.23
Total Recoveries	-	-	-	3	-	NA
Total Charge-offs	-	-	-	-	-	NA
Provision Expense	306	463	208	1,565	98	47.12
Writedown Transfer Loans HFS	-	-	-	-	-	NA
Adjustments	-	-	-	-	-	NA
Ending Balance	5,293	4,987	4,732	4,524	561	11.86

**NON-PERFORMING ASSETS:**

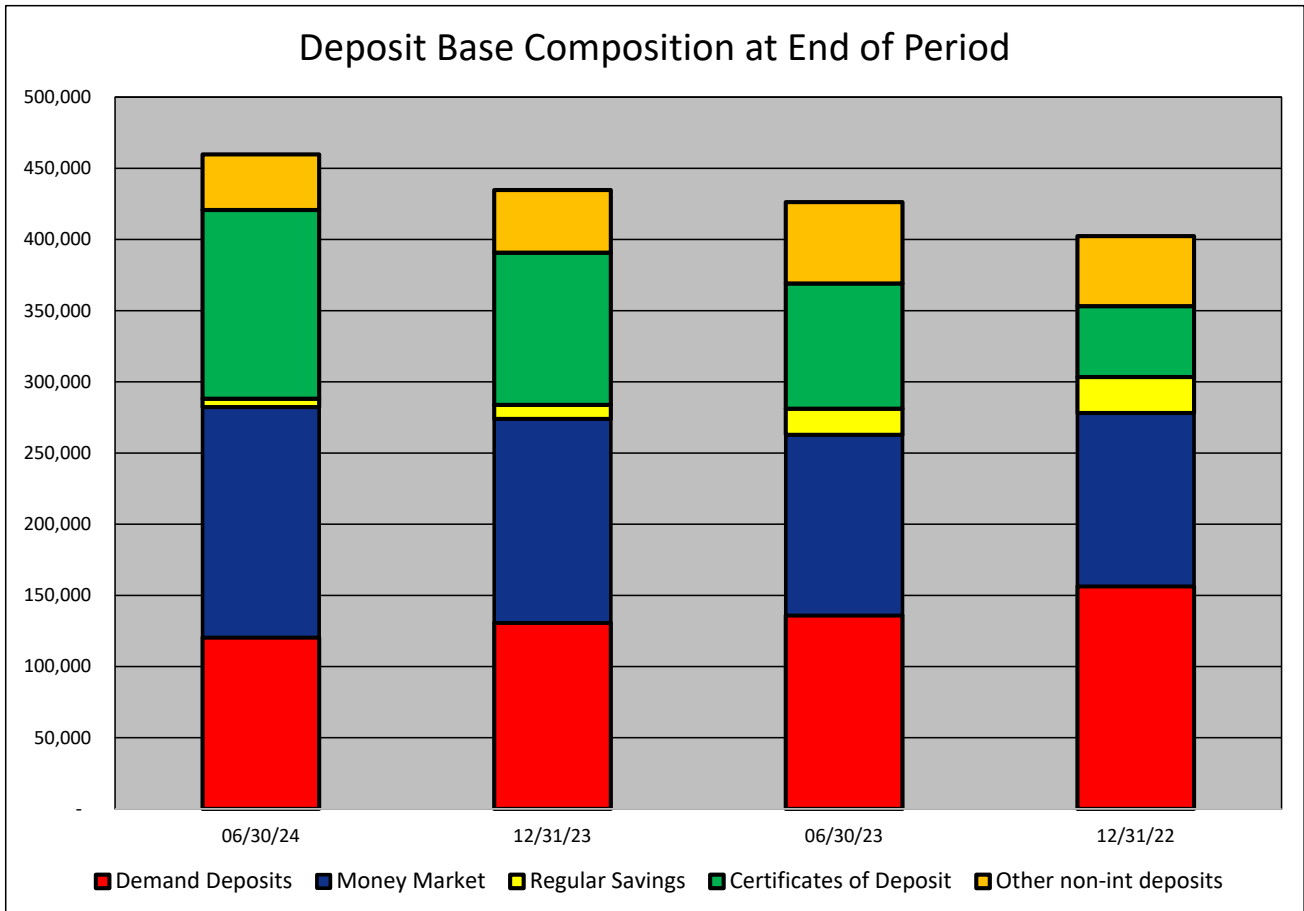
Total-90+ Days Past Due	-	-	-	-	-	NA
Total-Nonaccrual	-	-	-	-	-	NA
Foreclosed Real Estate	-	-	-	-	-	NA
Total Non-perf Assets	-	-	-	-	-	NA

**DEPOSIT BASE COMPOSITION - Sunrise Bank**  
(Dollars in Thousands)

As of:	06/30/24	12/31/23	06/30/23	12/31/22	\$ Change 12 MTHS	% Change 12 MTHS
--------	----------	----------	----------	----------	----------------------	---------------------

**DEPOSIT BASE CATEGORY:**

Demand Deposits	120,426	130,745	135,951	156,400	(15,525)	(11.42)
Money Market	161,863	143,234	126,824	121,732	35,039	27.63
Regular Savings	5,842	9,832	18,384	25,241	(12,542)	(68.22)
Certificates of Deposit	132,617	106,958	87,937	49,824	44,680	50.81
Other non-int deposits	39,022	43,962	57,161	49,141	(18,139)	(31.73)
<b>Total Deposits</b>	<b>459,770</b>	<b>434,731</b>	<b>426,257</b>	<b>402,338</b>	<b>33,513</b>	<b>7.86</b>



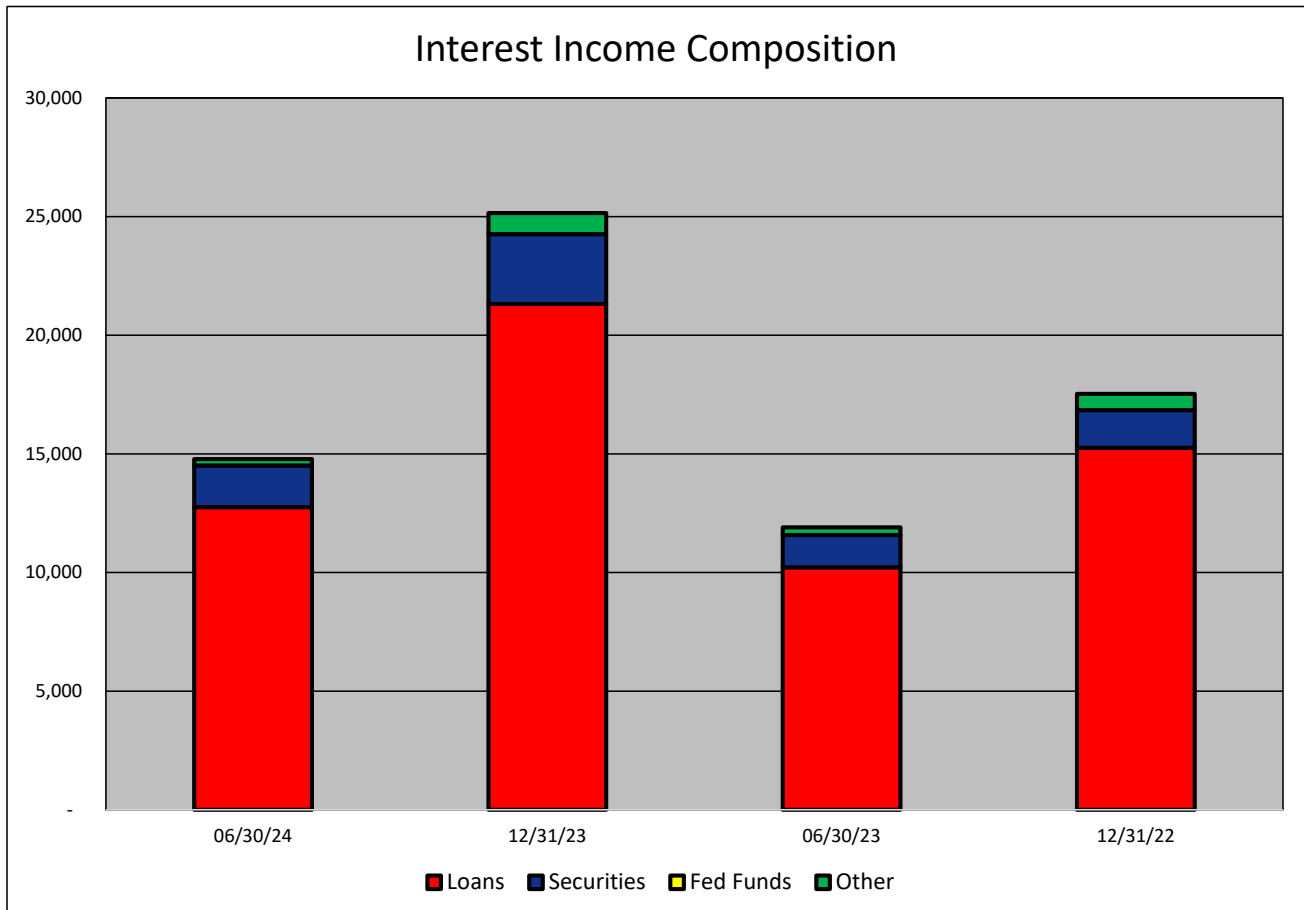


**INTEREST INCOME COMPOSITION- Sunrise Bank**  
(Dollars in Thousands)

As of:	06/30/24	12/31/23	06/30/23	12/31/22	\$ Change 12 MTHS	% Change 12 MTHS
--------	----------	----------	----------	----------	----------------------	---------------------

**INTEREST INCOME CATEGORY**

Loans	12,755	21,318	10,220	15,251	2,535	24.80
Securities	1,756	2,943	1,359	1,593	397	29.21
Fed Funds	-	-	-	-	-	NA
Other	268	886	325	683	(57)	(17.54)
<b>Total Int Income</b>	<b>14,779</b>	<b>25,147</b>	<b>11,904</b>	<b>17,527</b>	<b>2,875</b>	<b>24.15</b>

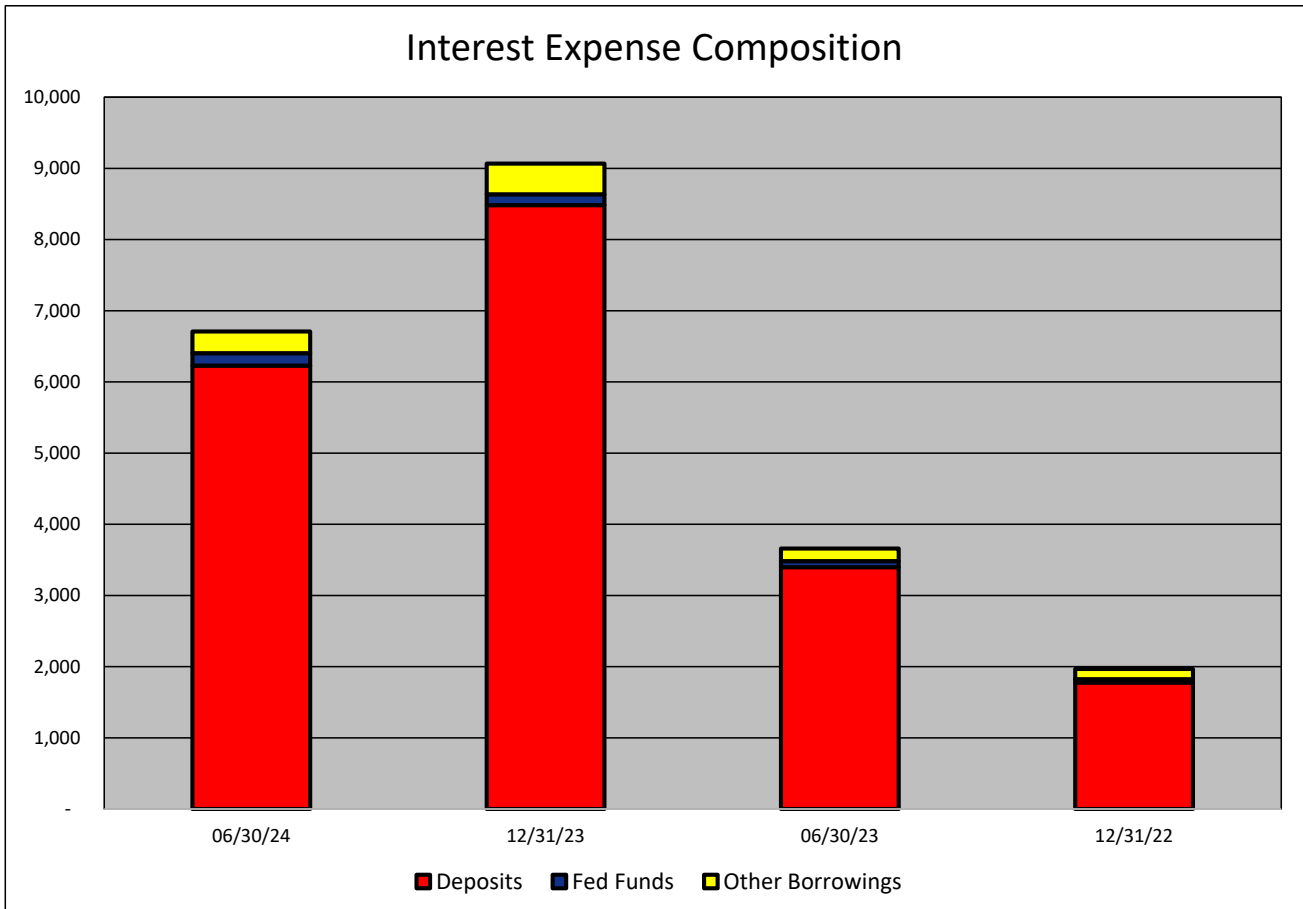


**INTEREST EXPENSE COMPOSITION- Sunrise Bank**  
(Dollars in Thousands)

As of:	06/30/24	12/31/23	06/30/23	12/31/22	\$ Change 12 MTHS	% Change 12 MTHS
--------	----------	----------	----------	----------	----------------------	---------------------

**INTEREST EXPENSE CATEGORY**

Deposits	6,229	8,483	3,397	1,777	2,832	83.37
Fed Funds	175	153	86	47	89	103.49
Other Borrowings	305	431	176	144	129	73.30
<b>Total Int Expense</b>	<b>6,709</b>	<b>9,067</b>	<b>3,659</b>	<b>1,968</b>	<b>3,050</b>	<b>83.36</b>

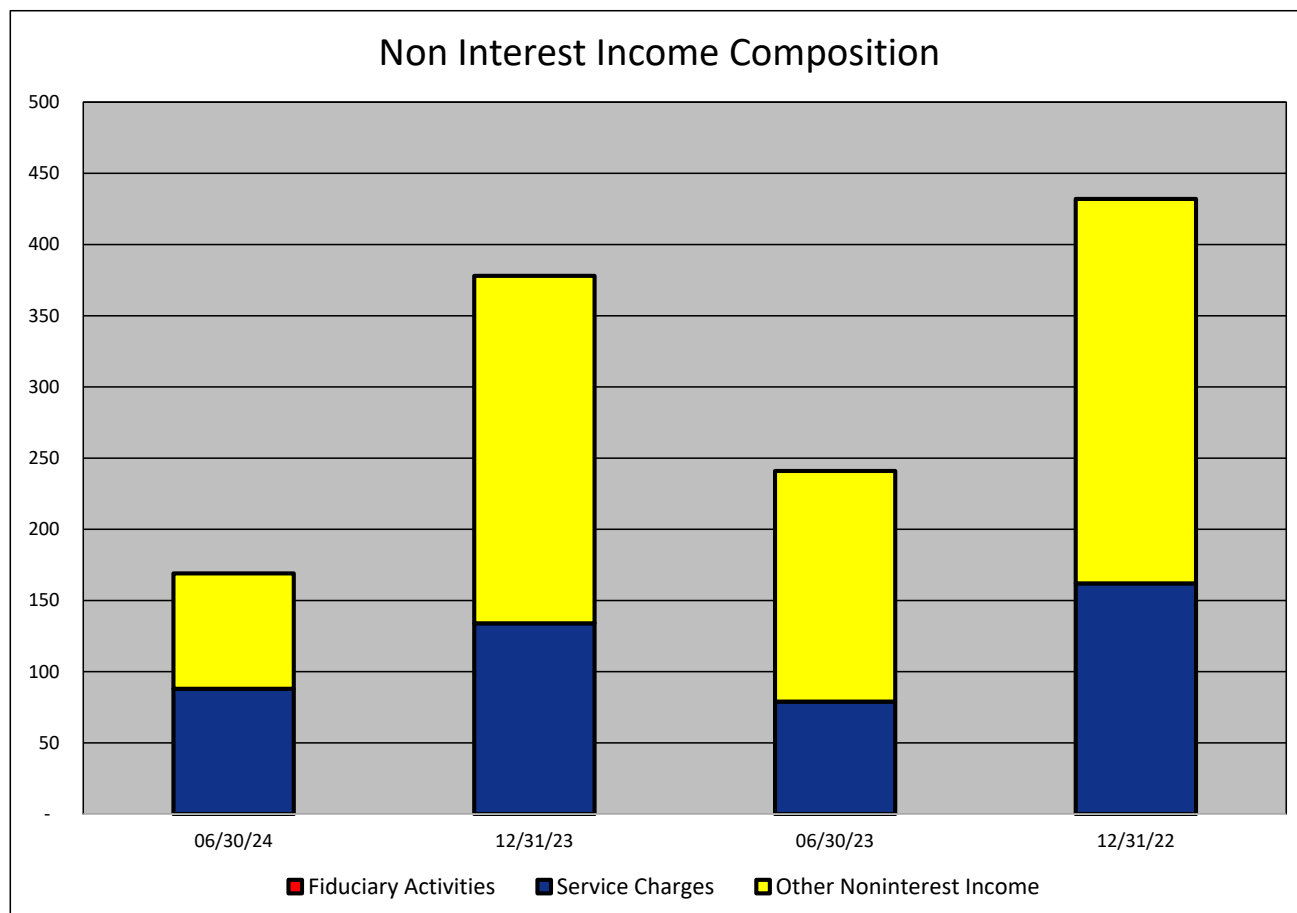


**NONINTEREST INCOME COMPOSITION- Sunrise Bank**  
(Dollars in Thousands)

As of:	06/30/24	12/31/23	06/30/23	12/31/22	\$ Change 12 MTHS	% Change 12 MTHS
--------	----------	----------	----------	----------	----------------------	---------------------

**NONINTEREST INCOME CATEGORY**

Fiduciary Activities	-	-	-	-	-	NA
Service Charges	88	134	79	162	9	11.39
Other Noninterest Income	81	244	162	270	(81)	(50.00)
<b>Total Nonint. Income</b>	<b>169</b>	<b>378</b>	<b>241</b>	<b>432</b>	<b>(72)</b>	<b>(29.88)</b>

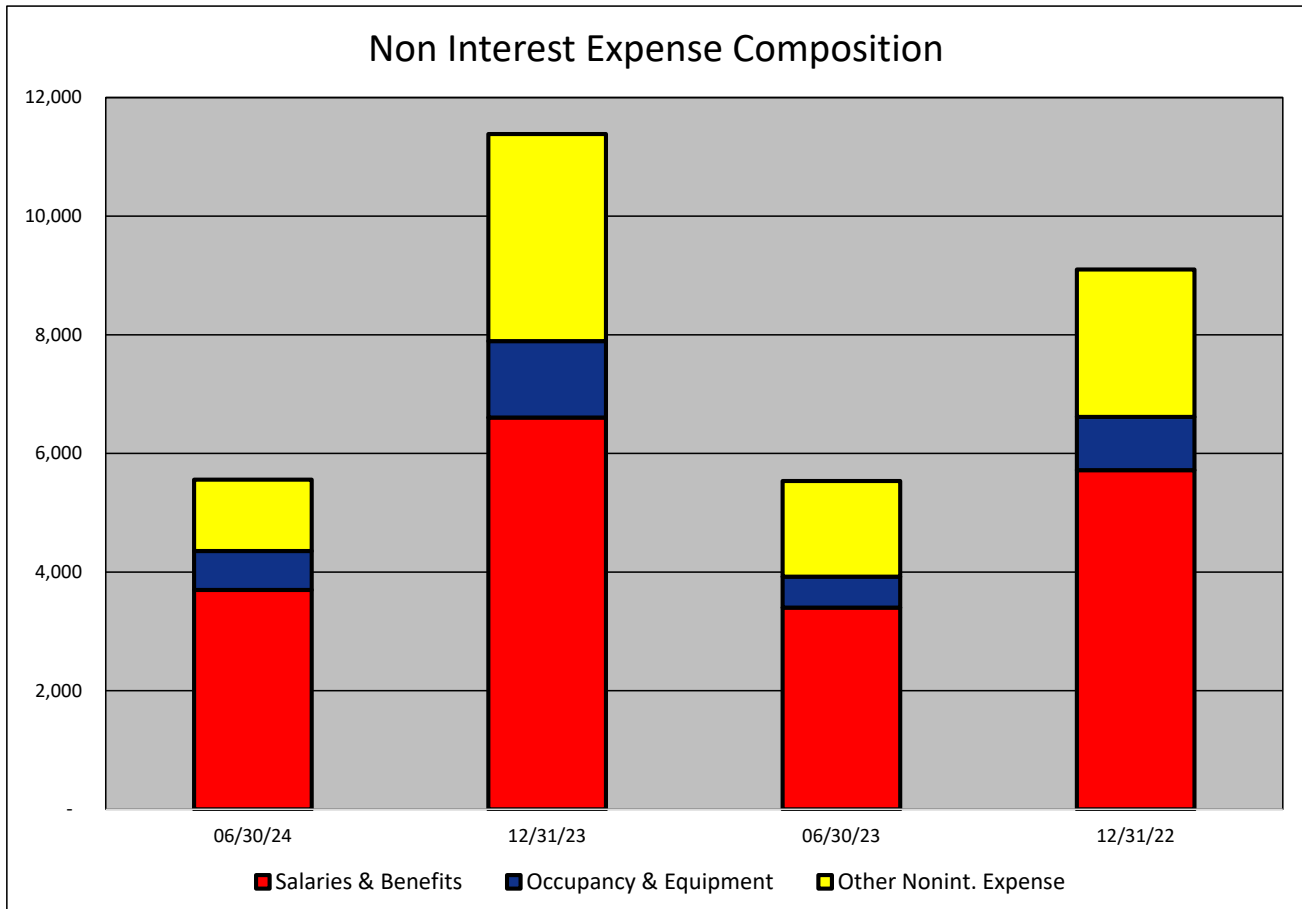


**NONINTEREST EXPENSE COMPOSITION- Sunrise Bank**  
(Dollars in Thousands)

As of:	06/30/24	12/31/23	06/30/23	12/31/22	\$ Change 12 MTHS	% Change 12 MTHS
--------	----------	----------	----------	----------	----------------------	---------------------

**NONINTEREST EXPENSE CATEGORY**

Salaries & Benefits	3,699	6,605	3,401	5,718	298	8.76
Occupancy & Equipment	655	1,288	522	898	133	25.48
Other Nonint. Expense	1,203	3,491	1,612	2,484	(409)	(25.37)
<b>Total Nonint. Expense</b>	<b>5,557</b>	<b>11,384</b>	<b>5,535</b>	<b>9,100</b>	<b>22</b>	<b>0.40</b>



**PEER GROUP COMPARISONS REPORT**  
**Central Florida Group**

BALANCE SHEET

Institution name	Total Assets \$000		% Change in Assets
	This Year	Last Year	
Crews Bank & Trust	2,160,584	887,225	<b>143.52</b>
Cogent Bank	1,931,272	1,610,245	<b>19.94</b>
First Colony Bank Of Florida	310,087	271,110	<b>14.38</b>
Sunrise Bank	529,750	482,499	<b>9.79</b>
Bank Of Central Florida	1,086,814	1,031,612	<b>5.35</b>
Axiom Bank, National Association	852,029	809,982	<b>5.19</b>
Citizens First Bank	3,775,894	3,636,417	<b>3.84</b>
First National Bank Of Wauchula	90,555	87,441	<b>3.56</b>
Mainstreet Community Bank Of Florida	807,304	782,172	<b>3.21</b>
Citizens Bank And Trust	1,338,732	1,300,269	<b>2.96</b>
Commerce Bank & Trust	173,127	169,059	<b>2.41</b>
Winter Park National Bank	793,742	779,120	<b>1.88</b>
Southstate Bank, National Association	45,481,202	44,928,402	<b>1.23</b>
First Bank	728,056	720,449	<b>1.06</b>
Surety Bank	205,983	206,910	<b>(0.45)</b>
United Southern Bank	865,842	896,285	<b>(3.40)</b>
Heartland National Bank	713,354	752,086	<b>(5.15)</b>
The First National Bank Of Mount Dora	363,329	389,044	<b>(6.61)</b>
<b>Select Peer Average</b>	<b>3,455,981</b>	<b>3,318,907</b>	<b>11.26</b>

**PEER GROUP COMPARISONS REPORT**  
*Central Florida Group*

BALANCE SHEET

Institution name	Total Loans \$'000		% Change in Loans
	This Year	Last Year	
Crews Bank & Trust	1,187,289	589,045	<b>101.56</b>
Axiom Bank, National Association	589,600	488,636	<b>20.66</b>
Cogent Bank	1,549,885	1,329,696	<b>16.56</b>
Sunrise Bank	430,153	369,901	<b>16.29</b>
Bank Of Central Florida	757,763	656,894	<b>15.36</b>
Winter Park National Bank	454,470	396,188	<b>14.71</b>
Mainstreet Community Bank Of Florida	557,175	485,726	<b>14.71</b>
First Colony Bank Of Florida	191,168	169,195	<b>12.99</b>
First Bank	430,860	388,834	<b>10.81</b>
Commerce Bank & Trust	124,207	112,662	<b>10.25</b>
United Southern Bank	390,858	355,467	<b>9.96</b>
Citizens Bank And Trust	750,277	686,709	<b>9.26</b>
The First National Bank Of Mount Dora	118,655	108,970	<b>8.89</b>
Citizens First Bank	1,279,595	1,206,469	<b>6.06</b>
Southstate Bank, National Association	33,334,571	31,579,736	<b>5.56</b>
Heartland National Bank	155,345	152,235	<b>2.04</b>
Surety Bank	77,326	77,235	<b>0.12</b>
First National Bank Of Wauchula	67,397	68,014	<b>(0.91)</b>

<b>Select Peer Average</b>	2,358,144	2,178,978	15.27
----------------------------	-----------	-----------	-------

**PEER GROUP COMPARISONS REPORT**  
*Central Florida Group*

**CAPITAL RATIOS**  
**For the six months June 30, 2024**

Institution name	Equity/ Assets	Leverage Ratio	Tier 1 Risk- based Ratio	Risk based Capital Ratio	Common Equity Tier 1 Capital Ratio
Citizens First Bank	10.02	<b>12.78</b>	18.78	19.71	18.78
Surety Bank	9.32	<b>11.96</b>	25.62	26.77	25.62
The First National Bank Of Mount Dora	8.35	<b>11.42</b>	0.00	0.00	0.00
First National Bank Of Wauchula	9.52	<b>10.75</b>	0.00	0.00	0.00
Crews Bank & Trust	10.60	<b>10.55</b>	0.00	0.00	0.00
Axiom Bank, National Association	10.70	<b>10.55</b>	13.38	14.58	13.38
Southstate Bank, National Association	13.05	<b>10.36</b>	12.89	14.15	12.89
Sunrise Bank	7.78	<b>9.19</b>	0.00	0.00	0.00
First Bank	8.37	<b>9.16</b>	14.47	15.73	14.47
Heartland National Bank	8.30	<b>9.13</b>	26.41	27.50	26.41
Mainstreet Community Bank Of Florida	7.23	<b>8.97</b>	0.00	0.00	0.00
United Southern Bank	4.33	<b>8.83</b>	16.13	17.39	16.13
Commerce Bank & Trust	5.77	<b>8.68</b>	11.79	13.04	11.79
First Colony Bank Of Florida	7.78	<b>8.48</b>	12.10	13.36	12.10
Cogent Bank	8.11	<b>8.28</b>	10.00	11.15	10.00
Bank Of Central Florida	6.81	<b>8.19</b>	11.55	12.47	11.55
Citizens Bank And Trust	1.13	<b>7.39</b>	11.96	12.88	11.96
Winter Park National Bank	5.41	<b>6.64</b>	10.64	11.89	10.64

<b>Select Peer Average</b>	7.92	9.52	10.87	11.70	10.87
----------------------------	------	------	-------	-------	-------

**PEER GROUP COMPARISONS REPORT**  
*Central Florida Group*

**BALANCE SHEET RATIOS**  
For the six months June 30, 2024

Institution name	Loans/ Deposits	Gross Loans/ Assets	Securities/ Assets
Sunrise Bank	<b>93.56</b>	81.20	15.06
Cogent Bank	<b>93.44</b>	80.25	15.45
Southstate Bank, National Association	<b>89.62</b>	73.29	15.05
First National Bank Of Wauchula	<b>86.29</b>	74.43	6.19
Commerce Bank & Trust	<b>79.98</b>	71.74	14.70
Axiom Bank, National Association	<b>78.29</b>	69.20	6.82
Mainstreet Community Bank Of Florida	<b>75.62</b>	69.02	23.26
Bank Of Central Florida	<b>75.52</b>	69.72	18.76
First Colony Bank Of Florida	<b>67.26</b>	61.65	16.67
Winter Park National Bank	<b>65.46</b>	57.26	30.01
First Bank	<b>65.08</b>	59.18	25.81
Crews Bank & Trust	<b>61.94</b>	54.95	28.91
Citizens Bank And Trust	<b>57.79</b>	56.04	40.08
United Southern Bank	<b>50.82</b>	45.14	40.55
Surety Bank	<b>41.46</b>	37.54	15.65
Citizens First Bank	<b>39.14</b>	33.89	60.24
The First National Bank Of Mount Dora	<b>36.04</b>	32.66	58.80
Heartland National Bank	<b>24.75</b>	21.78	50.72

<b>Select Peer Average</b>	65.67	58.27	26.82
----------------------------	-------	-------	-------



**PEER GROUP COMPARISONS REPORT**  
*Central Florida Group*

**PROFITABILITY RATIOS**  
For the six months June 30, 2024

Institution name	Avg Total Assets (\$000)	Return on Avg Assets	Return on Avg Equity
Surety Bank	205,905	<b>2.80</b>	30.43
Crews Bank & Trust	2,163,426	<b>1.75</b>	16.96
Heartland National Bank	721,413	<b>1.64</b>	21.17
First Colony Bank Of Florida	306,620	<b>1.53</b>	19.52
Cogent Bank	1,869,603	<b>1.39</b>	17.67
First Bank	726,453	<b>1.18</b>	14.45
Southstate Bank, National Association	46,058,870	<b>1.14</b>	9.00
Bank Of Central Florida	1,113,322	<b>1.10</b>	17.03
The First National Bank Of Mount Dora	370,462	<b>0.98</b>	11.85
Winter Park National Bank	818,529	<b>0.93</b>	18.01
<b>Sunrise Bank</b>	<b>523,552</b>	<b>0.90</b>	<b>11.91</b>
Citizens First Bank	3,881,135	<b>0.88</b>	9.09
United Southern Bank	932,310	<b>0.73</b>	18.89
First National Bank Of Wauchula	90,358	<b>0.62</b>	6.59
Axiom Bank, National Association	850,274	<b>0.58</b>	5.53
Commerce Bank & Trust	174,959	<b>0.56</b>	9.88
Citizens Bank And Trust	1,418,284	<b>0.55</b>	51.91
Mainstreet Community Bank Of Florida	799,700	<b>0.51</b>	7.19

<b>Select Peer Average</b>	<b>3,501,399</b>	<b>1.10</b>	<b>16.50</b>
----------------------------	------------------	-------------	--------------

**PEER GROUP COMPARISONS REPORT**  
*Central Florida Group*

**PROFITABILITY RATIOS**  
For the six months June 30, 2024

Institution name	Noninterest Income/AA	Net Overhead Ratio	Efficiency Ratio	Assets (per million) per Employee
Heartland National Bank	0.25	1.12	<b>38.50</b>	13.46
Winter Park National Bank	0.06	1.02	<b>44.16</b>	25.60
First Colony Bank Of Florida	0.11	1.58	<b>50.58</b>	16.32
Citizens First Bank	0.62	1.01	<b>52.90</b>	9.63
Surety Bank	3.49	(0.17)	<b>53.18</b>	5.57
Cogent Bank	0.90	1.83	<b>56.20</b>	8.58
Bank Of Central Florida	0.26	1.72	<b>56.62</b>	10.16
Crews Bank & Trust	0.82	1.74	<b>57.43</b>	5.94
Southstate Bank, National Association	0.70	1.49	<b>57.83</b>	8.76
First Bank	0.68	1.78	<b>60.13</b>	6.93
<b>Sunrise Bank</b>	<b>0.06</b>	<b>2.06</b>	<b>67.38</b>	<b>8.98</b>
United Southern Bank	0.58	1.68	<b>69.15</b>	5.62
Mainstreet Community Bank Of Florida	0.36	2.00	<b>72.19</b>	8.07
The First National Bank Of Mount Dora	2.75	1.24	<b>74.26</b>	4.49
Citizens Bank And Trust	0.69	1.65	<b>79.11</b>	7.08
Commerce Bank & Trust	0.19	2.22	<b>79.50</b>	8.24
Axiom Bank, National Association	1.12	3.20	<b>79.98</b>	6.17
First National Bank Of Wauchula	0.36	3.62	<b>86.38</b>	3.77

<b>Select Peer Average</b>	0.78	1.71	63.08	9.08
----------------------------	------	------	-------	------

**PEER GROUP COMPARISONS REPORT**  
*Central Florida Group*

**ASSET QUALITY RATIOS**  
For the six months June 30, 2024

Institution name	Allowance/ Loans	Nonperf Loans/ Total Loans	Nonperf Assets/ Total Assets	Adjusted Texas Ratio
Commerce Bank & Trust	1.44	0.00	<b>0.00</b>	0.00
First Colony Bank Of Florida	1.60	0.00	<b>0.00</b>	0.00
Sunrise Bank	1.23	0.00	<b>0.00</b>	0.00
Bank Of Central Florida	0.94	0.02	<b>0.01</b>	0.19
Crews Bank & Trust	1.78	0.03	<b>0.02</b>	0.15
Citizens First Bank	1.67	0.16	<b>0.05</b>	0.47
Heartland National Bank	1.58	0.22	<b>0.05</b>	0.56
First Bank	1.66	0.15	<b>0.09</b>	0.67
The First National Bank Of Mount Dora	1.75	0.27	<b>0.09</b>	1.00
Surety Bank	1.42	0.46	<b>0.17</b>	1.77
United Southern Bank	2.42	0.46	<b>0.21</b>	3.84
Winter Park National Bank	1.52	0.60	<b>0.34</b>	5.46
Cogent Bank	1.13	0.53	<b>0.43</b>	4.73
Southstate Bank, National Association	1.42	0.59	<b>0.44</b>	3.66
First National Bank Of Wauchula	1.49	0.61	<b>0.45</b>	4.26
Mainstreet Community Bank Of Florida	1.25	1.17	<b>0.81</b>	9.97
Citizens Bank And Trust	1.02	1.64	<b>0.92</b>	53.81
Axiom Bank, National Association	1.29	2.16	<b>1.53</b>	13.38

<b>Select Peer Average</b>	1.48	0.50	0.31	5.77
----------------------------	------	------	------	------

**PEER GROUP COMPARISONS REPORT**  
*Central Florida Group*

**STATEMENT OF CONDITION (% OF ASSETS)**  
**For the six months June 30, 2024**

Institution name	Cash & Nointerest bearing Deps	Interest- bearing Bal	Fed Funds Sold & Repos	Held to Maturity Secs	Available for Sale Secs
Surety Bank	<b>27.81</b>	14.94	0.00	0.00	15.65
First National Bank Of Wauchula	<b>6.25</b>	8.95	0.00	0.00	6.19
First Bank	<b>2.25</b>	7.55	1.39	0.00	25.81
Commerce Bank & Trust	<b>1.30</b>	9.54	0.00	0.00	14.70
Mainstreet Community Bank Of Florida	<b>1.17</b>	1.78	0.09	0.00	23.26
First Colony Bank Of Florida	<b>1.13</b>	20.49	0.00	9.94	6.73
Winter Park National Bank	<b>1.13</b>	10.15	0.00	19.01	11.00
Southstate Bank, National Association	<b>1.12</b>	1.29	0.05	5.16	9.89
Axiom Bank, National Association	<b>0.98</b>	19.37	0.00	0.00	6.82
Crews Bank & Trust	<b>0.76</b>	14.45	0.00	21.60	7.31
Heartland National Bank	<b>0.76</b>	24.30	0.00	0.00	50.72
United Southern Bank	<b>0.75</b>	8.51	0.00	1.10	39.45
Citizens First Bank	<b>0.72</b>	0.21	1.62	0.00	60.24
The First National Bank Of Mount Dora	<b>0.62</b>	1.61	0.00	0.00	58.80
Bank Of Central Florida	<b>0.44</b>	7.86	0.00	0.00	18.76
Sunrise Bank	<b>0.40</b>	1.57	0.00	0.94	14.12
Citizens Bank And Trust	<b>0.31</b>	1.04	0.00	0.00	40.08
Cogent Bank	<b>0.11</b>	3.39	0.00	0.00	15.45

<b>Select Peer Average</b>	<b>2.67</b>	<b>8.72</b>	<b>0.18</b>	<b>3.21</b>	<b>23.61</b>
----------------------------	-------------	-------------	-------------	-------------	--------------

**PEER GROUP COMPARISONS REPORT**  
*Central Florida Group*

**STATEMENT OF CONDITION (% OF ASSETS)**  
For the six months June 30, 2024

Institution name	Net Loans & Leases	Premises & Fixed Assets	Total Real Estate Owned	Intangible Assets
Sunrise Bank	<b>80.20</b>	1.71	0.00	0.00
Cogent Bank	<b>79.28</b>	0.24	0.00	0.12
First National Bank Of Wauchula	<b>73.32</b>	1.35	0.00	0.00
Southstate Bank, National Association	<b>72.03</b>	1.15	0.01	4.59
Commerce Bank & Trust	<b>70.71</b>	0.20	0.00	0.00
Bank Of Central Florida	<b>69.07</b>	1.54	0.00	0.02
Axiom Bank, National Association	<b>68.31</b>	1.30	0.01	0.13
Mainstreet Community Bank Of Florida	<b>68.12</b>	2.19	0.00	0.01
First Colony Bank Of Florida	<b>60.66</b>	0.39	0.00	0.00
First Bank	<b>58.20</b>	1.98	0.00	0.00
Winter Park National Bank	<b>56.38</b>	0.35	0.00	0.00
Citizens Bank And Trust	<b>55.47</b>	1.35	0.00	0.00
Crews Bank & Trust	<b>53.97</b>	1.26	0.00	0.00
United Southern Bank	<b>44.05</b>	1.21	0.00	0.00
Surety Bank	<b>37.01</b>	0.91	0.00	0.00
Citizens First Bank	<b>33.06</b>	1.42	0.00	0.45
The First National Bank Of Mount Dora	<b>32.09</b>	1.21	0.00	0.00
Heartland National Bank	<b>21.43</b>	0.56	0.00	0.00

<b>Select Peer Average</b>	57.41	1.13	0.00	0.30
----------------------------	-------	------	------	------

**PEER GROUP COMPARISONS REPORT**  
*Central Florida Group*

**STATEMENT OF CONDITION (% OF TOTAL FUNDING SOURCES)**  
For the six months June 30, 2024

Institution name	Non Interest Bearing Deps	Interest Bearing Deps	Total Deps	Total Fed Funds & Repos	Other Borrowed Money
Surety Bank	<b>42.32</b>	57.68	100.00	0.00	0.00
Crews Bank & Trust	<b>41.57</b>	58.21	99.78	0.22	0.00
Axiom Bank, National Association	<b>40.26</b>	59.74	100.00	0.00	0.00
First Bank	<b>38.21</b>	61.79	100.00	0.00	0.00
The First National Bank Of Mount Dora	<b>37.82</b>	62.18	100.00	0.00	0.00
Citizens Bank And Trust	<b>35.25</b>	63.82	99.07	0.70	0.23
First Colony Bank Of Florida	<b>34.63</b>	65.37	100.00	0.00	0.00
Bank Of Central Florida	<b>34.18</b>	65.82	100.00	0.00	0.00
Mainstreet Community Bank Of Florida	<b>32.20</b>	66.86	99.06	0.00	0.94
Commerce Bank & Trust	<b>29.91</b>	66.02	95.93	2.21	1.85
First National Bank Of Wauchula	<b>28.94</b>	68.57	97.50	0.00	2.50
Southstate Bank, National Association	<b>27.53</b>	70.25	97.78	1.43	0.79
United Southern Bank	<b>25.35</b>	68.55	93.90	0.00	6.10
<b>Sunrise Bank</b>	<b>24.92</b>	<b>70.22</b>	<b>95.14</b>	<b>1.35</b>	<b>3.52</b>
Heartland National Bank	<b>24.87</b>	71.83	96.70	3.30	0.00
Cogent Bank	<b>23.77</b>	70.33	94.10	0.00	5.90
Winter Park National Bank	<b>23.50</b>	69.39	92.90	0.41	6.69
Citizens First Bank	<b>16.67</b>	80.58	97.25	2.75	0.00

<b>Select Peer Average</b>	<b>31.22</b>	<b>66.51</b>	<b>97.73</b>	<b>0.69</b>	<b>1.58</b>
----------------------------	--------------	--------------	--------------	-------------	-------------

**PEER GROUP COMPARISONS REPORT**  
*Central Florida Group*

**YIELDS, COSTS & SPREADS - ASSET YIELDS**  
For the six months June 30, 2024

Institution name	Yield on Earning Assets	Cost of Funds	Net Interest Margin	Avg Earning Assets/AA
First National Bank Of Wauchula	6.37	2.67	<b>4.59</b>	92.38
Axiom Bank, National Association	6.65	3.77	<b>4.46</b>	95.97
Cogent Bank	6.71	4.08	<b>3.93</b>	99.45
Crews Bank & Trust	4.87	2.33	<b>3.66</b>	98.34
First Bank	4.71	1.85	<b>3.59</b>	94.28
Surety Bank	5.57	3.13	<b>3.48</b>	75.51
Heartland National Bank	4.92	2.17	<b>3.41</b>	96.89
Southstate Bank, National Association	5.00	2.41	<b>3.37</b>	90.98
Bank Of Central Florida	4.99	2.64	<b>3.33</b>	97.14
First Colony Bank Of Florida	5.06	2.17	<b>3.14</b>	99.04
<b>Sunrise Bank</b>	<b>5.75</b>	<b>3.82</b>	<b>3.14</b>	<b>98.14</b>
Mainstreet Community Bank Of Florida	4.65	2.41	<b>3.09</b>	94.29
Commerce Bank & Trust	5.02	3.13	<b>2.85</b>	97.81
United Southern Bank	3.92	1.41	<b>2.77</b>	96.44
The First National Bank Of Mount Dora	3.74	2.23	<b>2.45</b>	97.83
Citizens First Bank	4.13	1.92	<b>2.45</b>	97.46
Winter Park National Bank	4.78	3.20	<b>2.43</b>	97.71
Citizens Bank And Trust	3.86	2.49	<b>2.33</b>	96.73
<b>Select Peer Average</b>	<b>5.04</b>	<b>2.66</b>	<b>3.30</b>	<b>95.36</b>