

Southstate Bank, National Association

Winter Haven, FL

Established
2/21/1992

Florida Bank and Thrift Performance Report

Table of Contents

Title	Page
PEER GROUP POSITION	1
EXECUTIVE SUMMARY	2
SELECTED FINANCIAL DATA	3
SECURITIES COMPOSITION	4
LOAN PORTFOLIO COMPOSITION	5
LOAN PORTFOLIO QUALITY	6
DEPOSIT BASE COMPOSITION	7
INTEREST INCOME COMPOSITION	8
INTEREST EXPENSE COMPOSITION	9
NONINTEREST INCOME COMPOSITION	10
NONINTEREST EXPENSE COMPOSITION	11
PEER GROUP COMPARISONS REPORT	12-22

FLORIDA BANKING TEAM

Ted Hacker, Steve Kania, Robert Brink, David Ajvazi, Erica Hines, Sacha Widmaier, Anthony Hagbartsen, Madeline Bogumil, Lauren Klindt, Phillip Berdeguer, Andrew Joyce, Mai Tran, Meranda Joseph, Patricia Romero, Vanessa Hossler, Adam McCord, Allyson Wiitala, Jacob Ingram, Adam McCord, Rachel Jean, Brendan Yosko, Martha Zubia, Stephanie Flores, Joshua Koelsch, Krishna Reddy, Jacob Frantzen, Sander Ocasio, Brian Katz, Nicholas Singh, Martin Gonzalez

Information contained herein was obtained from FIS is believed to be reliable however, accuracy is not guaranteed and all peer and state averages are simple averages.

PEER GROUP POSITION
For the
Central Florida Group

For the six months June 30, 2024

Institution name	Total Assets (\$'000's)
Southstate Bank, National Association	45,481,202
Citizens First Bank	3,775,894
Crews Bank & Trust	2,160,584
Cogent Bank	1,931,272
Citizens Bank And Trust	1,338,732
Bank Of Central Florida	1,086,814
United Southern Bank	865,842
Axiom Bank, National Association	852,029
Mainstreet Community Bank Of Florida	807,304
Winter Park National Bank	793,742
First Bank	728,056
Heartland National Bank	713,354
Sunrise Bank	529,750
The First National Bank Of Mount Dora	363,329
First Colony Bank Of Florida	310,087
Surety Bank	205,983
Commerce Bank & Trust	173,127
First National Bank Of Wauchula	90,555

Institution name	Return on Avg Assets (%)
Surety Bank	2.80
Crews Bank & Trust	1.75
Heartland National Bank	1.64
First Colony Bank Of Florida	1.53
Cogent Bank	1.39
First Bank	1.18
Southstate Bank, National Association	1.14
Bank Of Central Florida	1.10
The First National Bank Of Mount Dora	0.98
Winter Park National Bank	0.93
Sunrise Bank	0.90
Citizens First Bank	0.88
United Southern Bank	0.73
First National Bank Of Wauchula	0.62
Axiom Bank, National Association	0.58
Commerce Bank & Trust	0.56
Citizens Bank And Trust	0.55
Mainstreet Community Bank Of Florida	0.51

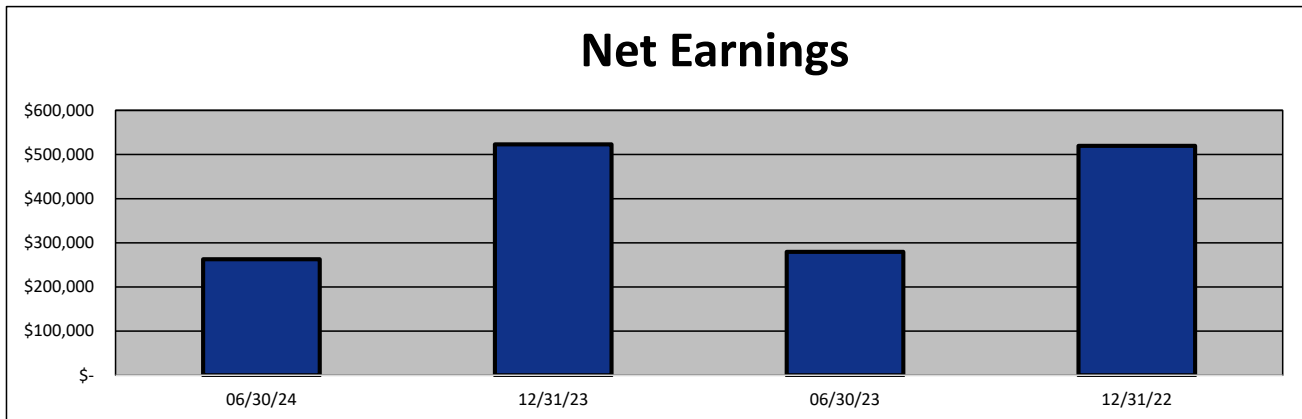
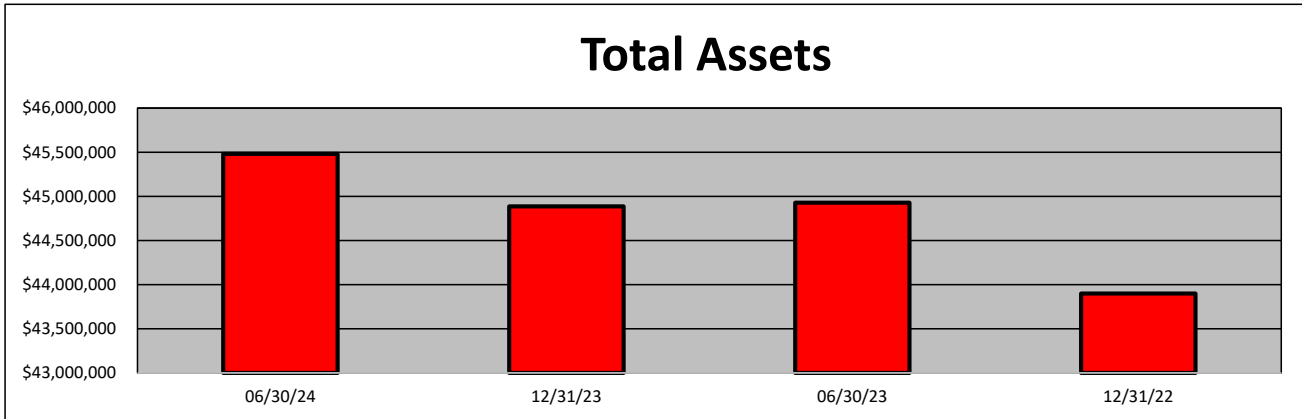
EXECUTIVE SUMMARY - SouthState Bank, National Association
(Percentage)

Period Ending	06/30/24	12/31/23	06/30/23	12/31/22	State Avg.	Peer Avg.
CAPITAL RATIOS						
Equity/Assets	13.05	12.92	12.39	12.21	9.59	7.92
Leverage Ratio	10.36	10.03	9.81	9.39	10.67	9.52
Tier 1 Cap/Risk Based Assets	12.89	12.52	12.04	11.80	12.61	10.87
Risk Based Ratio	14.15	13.75	13.18	12.69	13.45	11.70
Common Equity Tier 1 Capital Ratio	12.89	12.52	12.04	11.80	12.57	10.87
BALANCE SHEET RATIOS:						
Loan/Deposit Ratio	89.62	87.29	85.68	82.88	75.33	65.67
Loans/Assets	73.29	72.27	70.29	68.81	63.16	58.27
Securities/Assets	15.05	16.20	16.77	18.25	19.74	26.82
PROFITABILITY:						
Return on Avg Assets	1.14	1.15	1.24	1.15	0.75	1.10
Return on Avg Equity	9.00	9.42	10.20	9.83	10.61	16.50
Nonint Income/Avg Assets	0.70	0.70	0.73	0.75	0.79	0.78
Net Overhead Ratio	1.49	1.52	1.44	1.35	2.14	1.71
Efficiency Ratio	57.83	56.15	53.05	55.67	72.23	63.08
Assets (per million) per Employee	8.76	8.66	8.70	8.73	10.25	9.08
ASSET QUALITY:						
Allowance/Loans	1.42	1.41	1.35	1.18	1.31	1.48
Nonperforming Loans/Total Loans	0.59	0.56	0.54	0.36	0.56	0.50
Nonperforming Assets/Total Assets	0.44	0.41	0.38	0.25	0.38	0.31
Adjusted Texas Ratio	3.66	3.09	3.66	2.31	4.10	5.77
YIELDS & COSTS:						
Yield on earning assets	5.00	4.72	4.55	3.43	5.44	5.04
Cost of funds	2.41	1.77	1.34	0.16	3.03	2.66
Net interest margin	3.37	3.58	3.70	3.33	2.85	3.30
Avg Earning Assets/Avg Assets	90.98	90.39	90.22	90.16	95.94	95.36

SELECTED FINANCIAL DATA - SouthState Bank, National Association
(Dollars in Thousands)

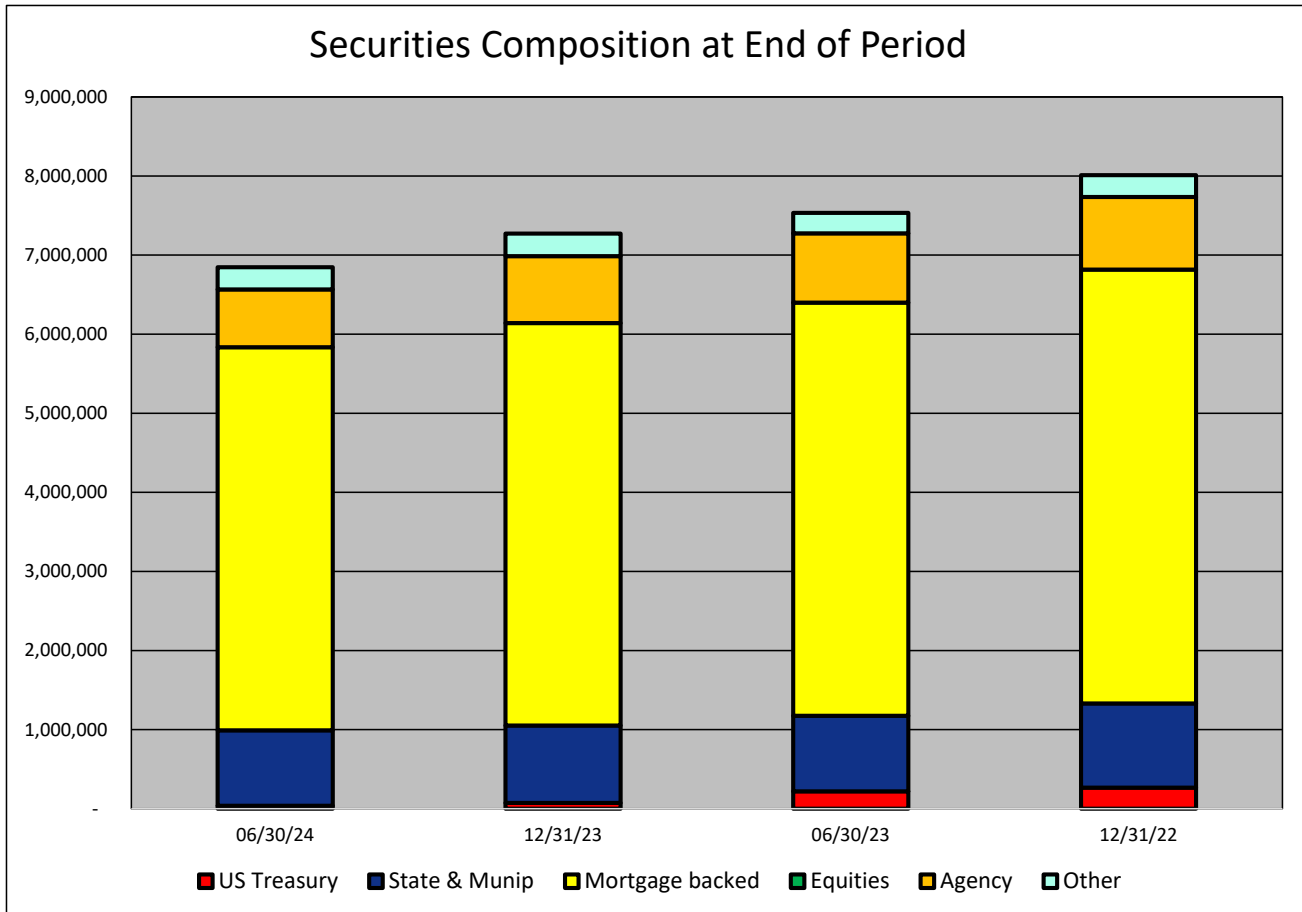
As of:	06/30/24	12/31/23	06/30/23	12/31/22	\$ Change 12 MTHS	% Change 12 MTHS
Total Assets	45,481,202	44,886,855	44,928,402	43,900,126	552,800	1.23
Cash and Equivalents	1,116,916	998,626	1,513,498	1,312,312	(396,582)	(26.20)
Securities	6,846,792	7,271,828	7,534,489	8,010,063	(687,697)	(9.13)
Loans, net	33,334,571	32,439,377	31,579,736	30,206,830	1,754,835	5.56
Deposit Accounts	37,195,442	37,163,969	36,856,209	36,446,864	339,233	0.92
Fed Funds & Repos	542,403	489,184	581,446	556,417	(39,043)	(6.71)
Total Equity	5,935,328	5,798,377	5,565,114	5,360,866	370,214	6.65

Period Ending	06/30/24	12/31/23	06/30/23	12/31/22	\$ Change 12 MTHS	% Change 12 MTHS
Net Earnings	262,872	522,959	279,557	519,611	(16,685)	(5.97)
Interest Income	1,048,247	1,944,158	928,346	1,396,901	119,901	12.92
Interest Expense	342,176	468,182	173,898	42,060	168,278	96.77
Net Interest Income	706,071	1,475,976	754,448	1,354,841	(48,377)	(6.41)
Prov for Credit Losses	22,629	124,995	75,296	45,150	(52,667)	(69.95)
Noninterest income	161,508	317,792	164,818	338,312	(3,310)	(2.01)
Gain on Sale of Securities	-	40	42	29	(42)	(100.00)
Noninterest Expense	504,499	1,012,049	490,207	947,892	14,292	2.92
Net Operating Income	340,451	656,724	353,763	700,111	(13,312)	(3.76)
Income Taxes	83,633	144,718	78,064	143,824	5,569	7.13



SECURITIES COMPOSITION - SouthState Bank, National Association
(Dollars in Thousands)

As of:	06/30/24	12/31/23	06/30/23	12/31/22	\$ Change 12 MTHS	% Change 12 MTHS
SECURITIES CATEGORY:						
US Treasury	37,946	73,890	219,914	265,638	(181,968)	(82.75)
State & Munip	952,702	977,462	954,453	1,064,852	(1,751)	(0.18)
Mortgage backed	4,844,273	5,088,904	5,225,163	5,486,159	(380,890)	(7.29)
Equities	-	-	-	-	-	NA
Agency	730,602	846,792	875,199	918,247	(144,597)	(16.52)
Other	281,269	284,780	259,760	275,167	21,509	8.28
Total Securities	6,846,792	7,271,828	7,534,489	8,010,063	(687,697)	(9.13)

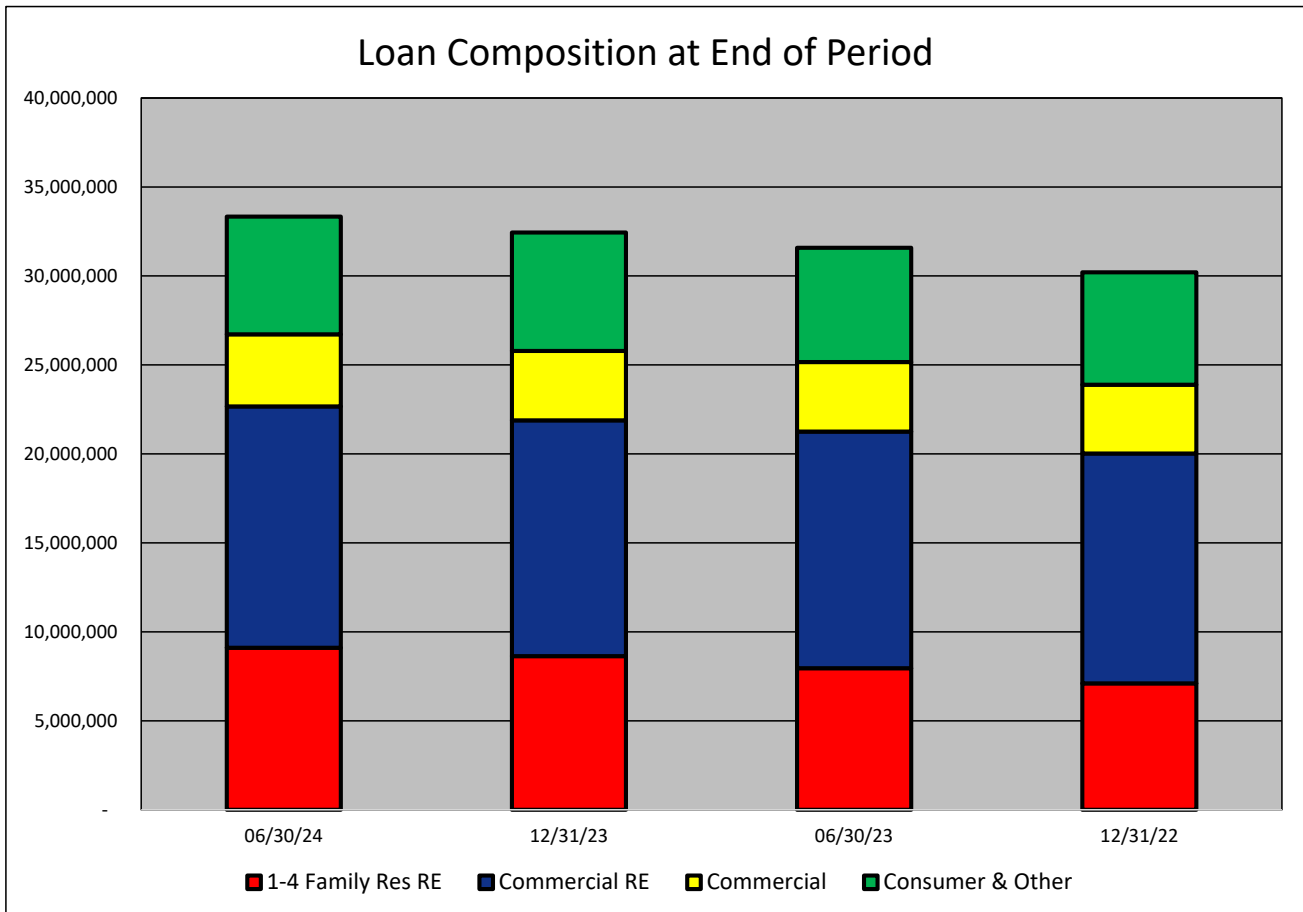


LOAN PORTFOLIO COMPOSITION - SouthState Bank, National Association
(Dollars in Thousands)

As of:	06/30/24	12/31/23	06/30/23	12/31/22	\$ Change 12 MTHS	% Change 12 MTHS
--------	----------	----------	----------	----------	----------------------	---------------------

LOAN CATEGORY:

1-4 Family Res RE	9,106,694	8,630,793	7,955,418	7,106,670	1,151,276	14.47
Commercial RE	13,561,145	13,255,182	13,296,606	12,918,122	264,539	1.99
Commercial	4,052,291	3,898,080	3,906,249	3,859,392	146,042	3.74
Consumer & Other	6,614,441	6,655,322	6,421,463	6,322,646	192,978	3.01
Loans, Net	33,334,571	32,439,377	31,579,736	30,206,830	1,754,835	5.56



LOAN PORTFOLIO QUALITY - SouthState Bank, National Association
(Dollars in Thousands)

As of:	06/30/24	12/31/23	06/30/23	12/31/22	\$ Change 12 MTHS	% Change 12 MTHS
--------	----------	----------	----------	----------	----------------------	---------------------

ALLOWANCE FOR CREDIT LOSSES (LOANS):

Beginning Balance	456,573	356,444	356,444	301,807	100,129	28.09
Total Recoveries	9,626	15,782	7,857	19,175	1,769	22.51
Total Charge-offs	16,530	40,648	12,205	23,446	4,325	35.44
Provision Expense	22,629	124,995	75,296	45,150	(52,667)	(69.95)
Writedown Transfer Loans HFS	-	-	-	-	-	NA
Adjustments	-	-	-	13,758	-	NA
Ending Balance	472,298	456,573	427,392	356,444	44,906	10.51

NON-PERFORMING ASSETS:

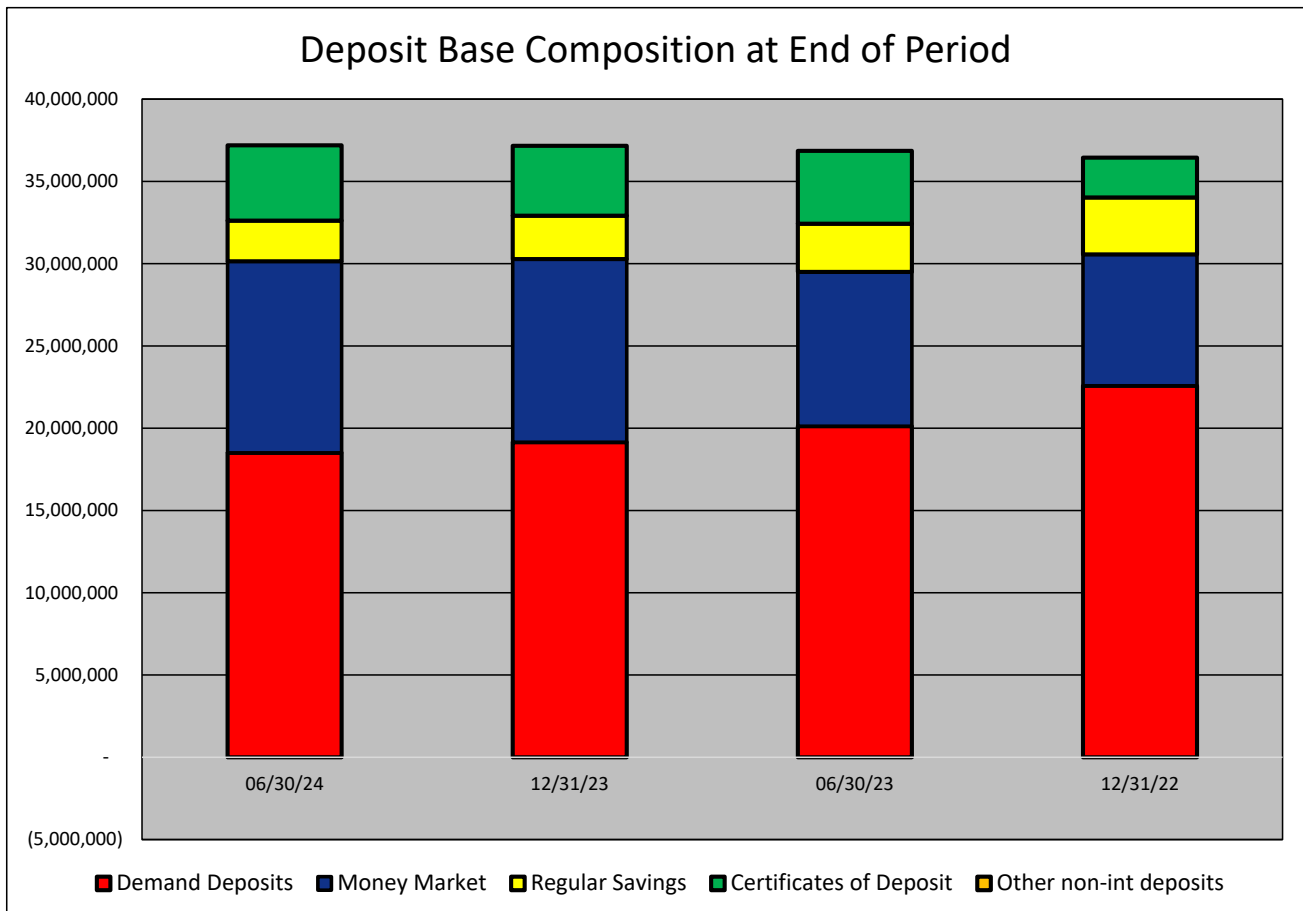
Total-90+ Days Past Due	6,759	12,479	4,191	4,350	2,568	61.27
Total-Nonaccrual	189,061	170,222	165,506	104,225	23,555	14.23
Foreclosed Real Estate	3,057	837	1,080	1,023	1,977	183.06
Total Non-perf Assets	198,877	183,538	170,777	109,598	28,100	16.45

DEPOSIT BASE COMPOSITION - SouthState Bank, National Association
(Dollars in Thousands)

As of:	06/30/24	12/31/23	06/30/23	12/31/22	\$ Change 12 MTHS	% Change 12 MTHS
--------	----------	----------	----------	----------	----------------------	---------------------

DEPOSIT BASE CATEGORY:

Demand Deposits	18,498,893	19,149,797	20,118,197	22,576,914	(1,619,304)	(8.05)
Money Market	11,642,354	11,132,007	9,381,259	7,985,613	2,261,095	24.10
Regular Savings	2,475,130	2,632,212	2,931,320	3,464,351	(456,190)	(15.56)
Certificates of Deposit	4,579,066	4,249,953	4,425,433	2,419,987	153,633	3.47
Other non-int deposits	(1)	-	-	(1)	(1)	NA
Total Deposits	37,195,442	37,163,969	36,856,209	36,446,864	339,233	0.92

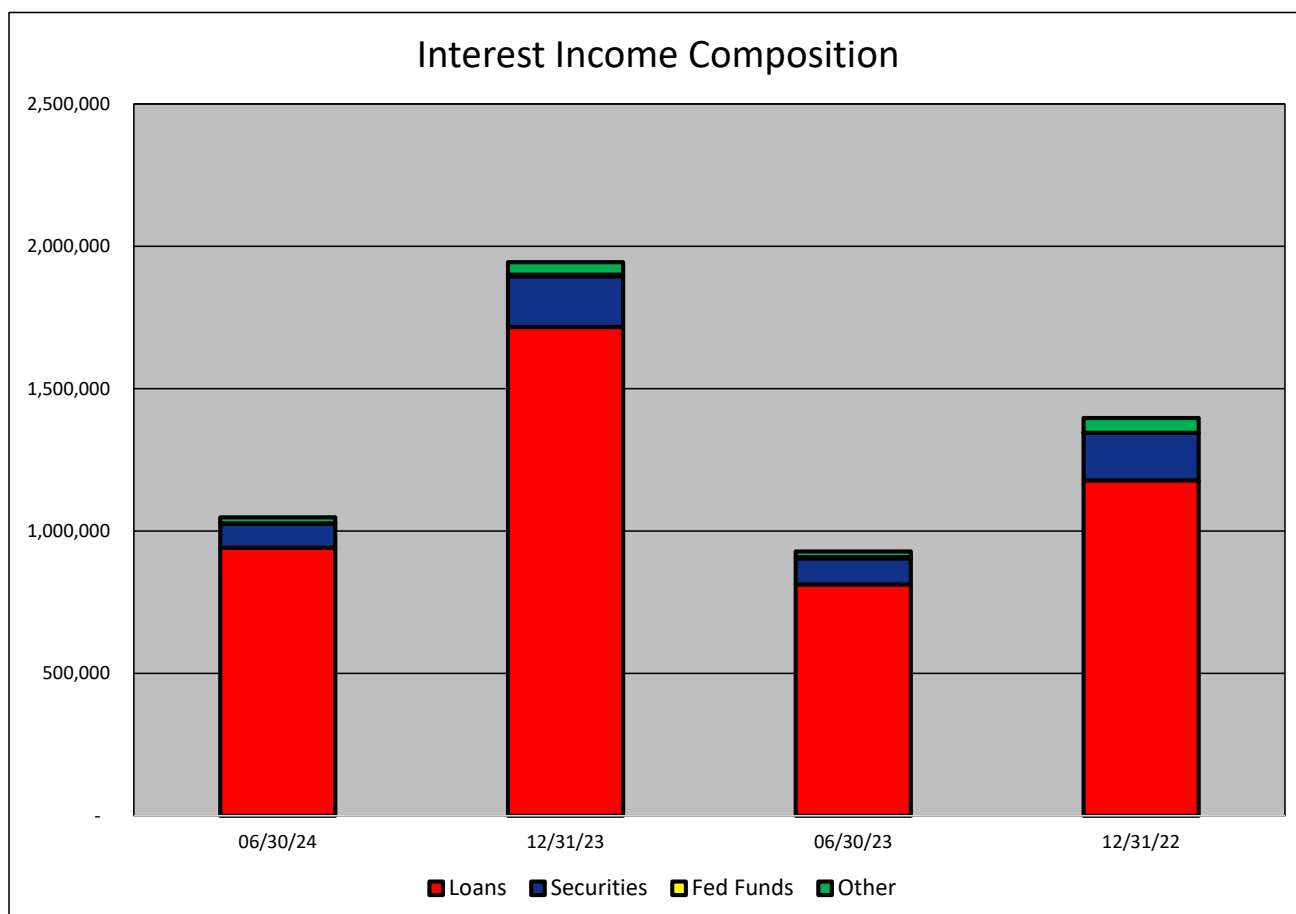


INTEREST INCOME COMPOSITION- SouthState Bank, National Association
(Dollars in Thousands)

As of:	06/30/24	12/31/23	06/30/23	12/31/22	\$ Change 12 MTHS	% Change 12 MTHS
--------	----------	----------	----------	----------	----------------------	---------------------

INTEREST INCOME CATEGORY

Loans	941,749	1,716,406	812,720	1,178,026	129,029	15.88
Securities	85,262	178,532	91,115	166,531	(5,853)	(6.42)
Fed Funds	111	5,749	4,711	604	(4,600)	(97.64)
Other	21,125	43,471	19,800	51,740	1,325	6.69
Total Int Income	1,048,247	1,944,158	928,346	1,396,901	119,901	12.92

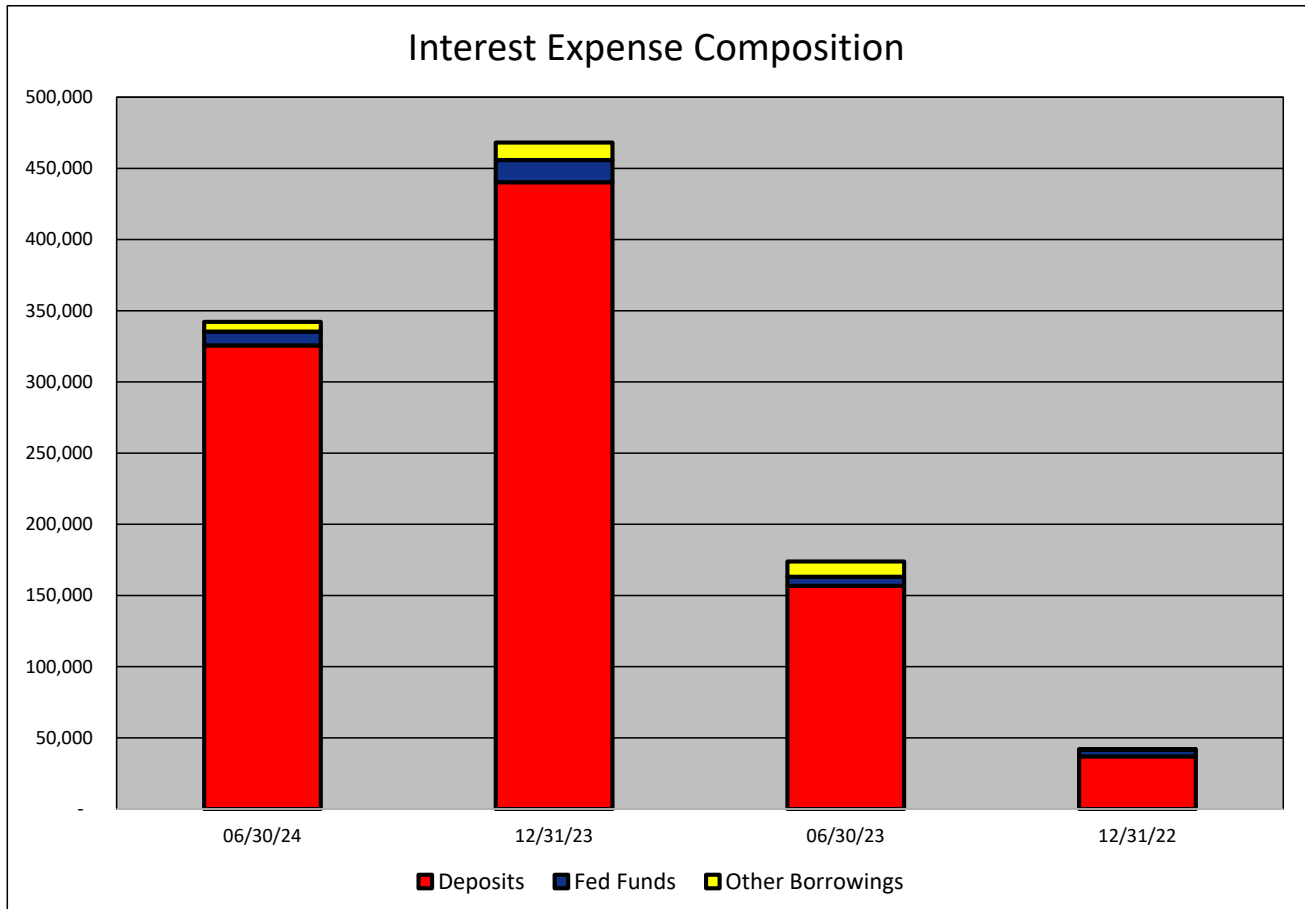


INTEREST EXPENSE COMPOSITION- SouthState Bank, National Association
(Dollars in Thousands)

As of:	06/30/24	12/31/23	06/30/23	12/31/22	\$ Change 12 MTHS	% Change 12 MTHS
--------	----------	----------	----------	----------	----------------------	---------------------

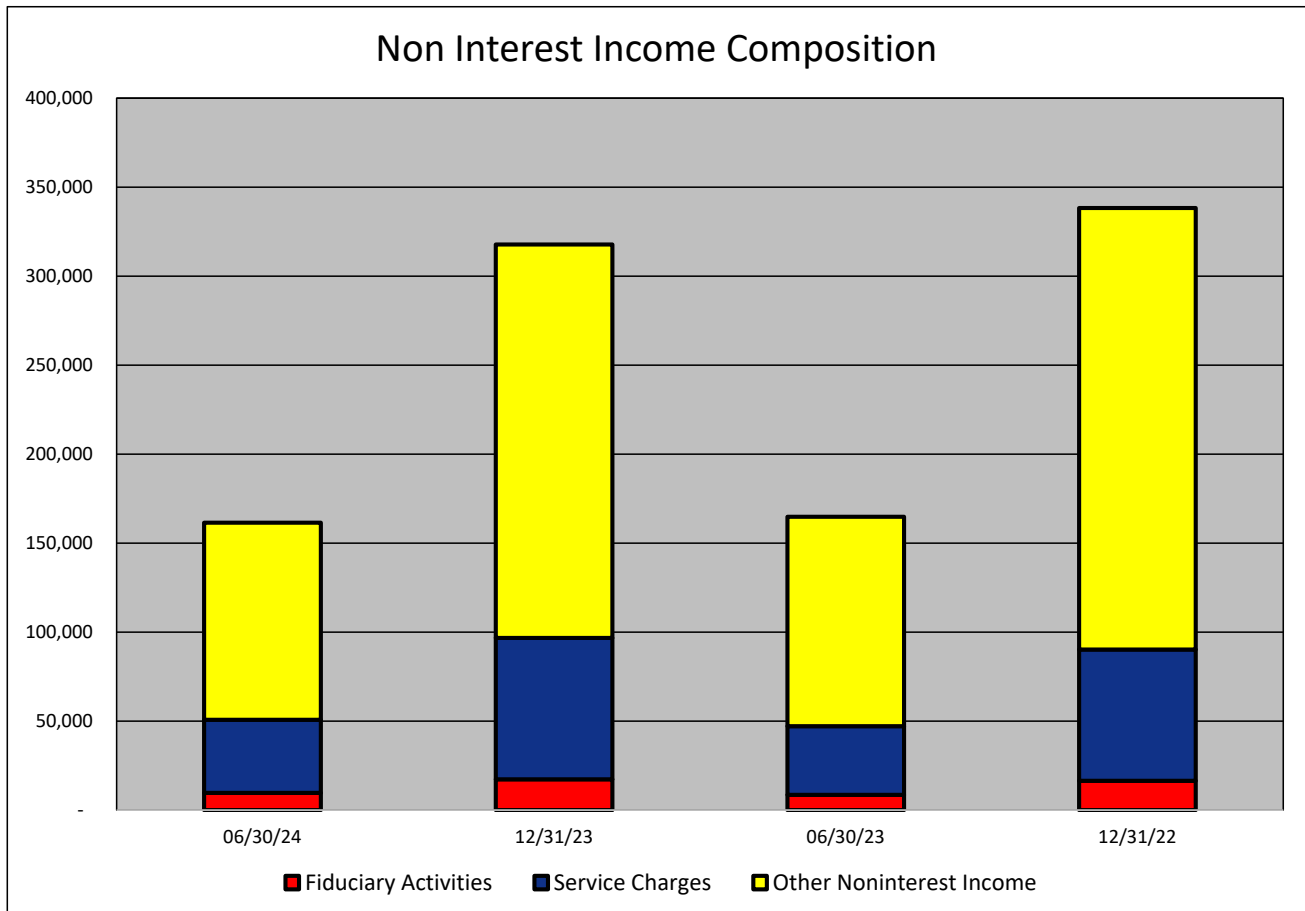
INTEREST EXPENSE CATEGORY

Deposits	325,643	440,257	156,729	36,984	168,914	107.77
Fed Funds	9,710	15,590	6,388	4,503	3,322	52.00
Other Borrowings	6,823	12,335	10,781	573	(3,958)	(36.71)
Total Int Expense	342,176	468,182	173,898	42,060	168,278	96.77



NONINTEREST INCOME COMPOSITION- SouthState Bank, National Association
(Dollars in Thousands)

As of:	06/30/24	12/31/23	06/30/23	12/31/22	\$ Change 12 MTHS	% Change 12 MTHS
NONINTEREST INCOME CATEGORY						
Fiduciary Activities	9,690	17,274	8,584	16,485	1,106	12.88
Service Charges	41,069	79,442	38,519	73,700	2,550	6.62
Other Noninterest Income	110,749	221,076	117,715	248,127	(6,966)	(5.92)
Total Nonint. Income	161,508	317,792	164,818	338,312	(3,310)	(2.01)

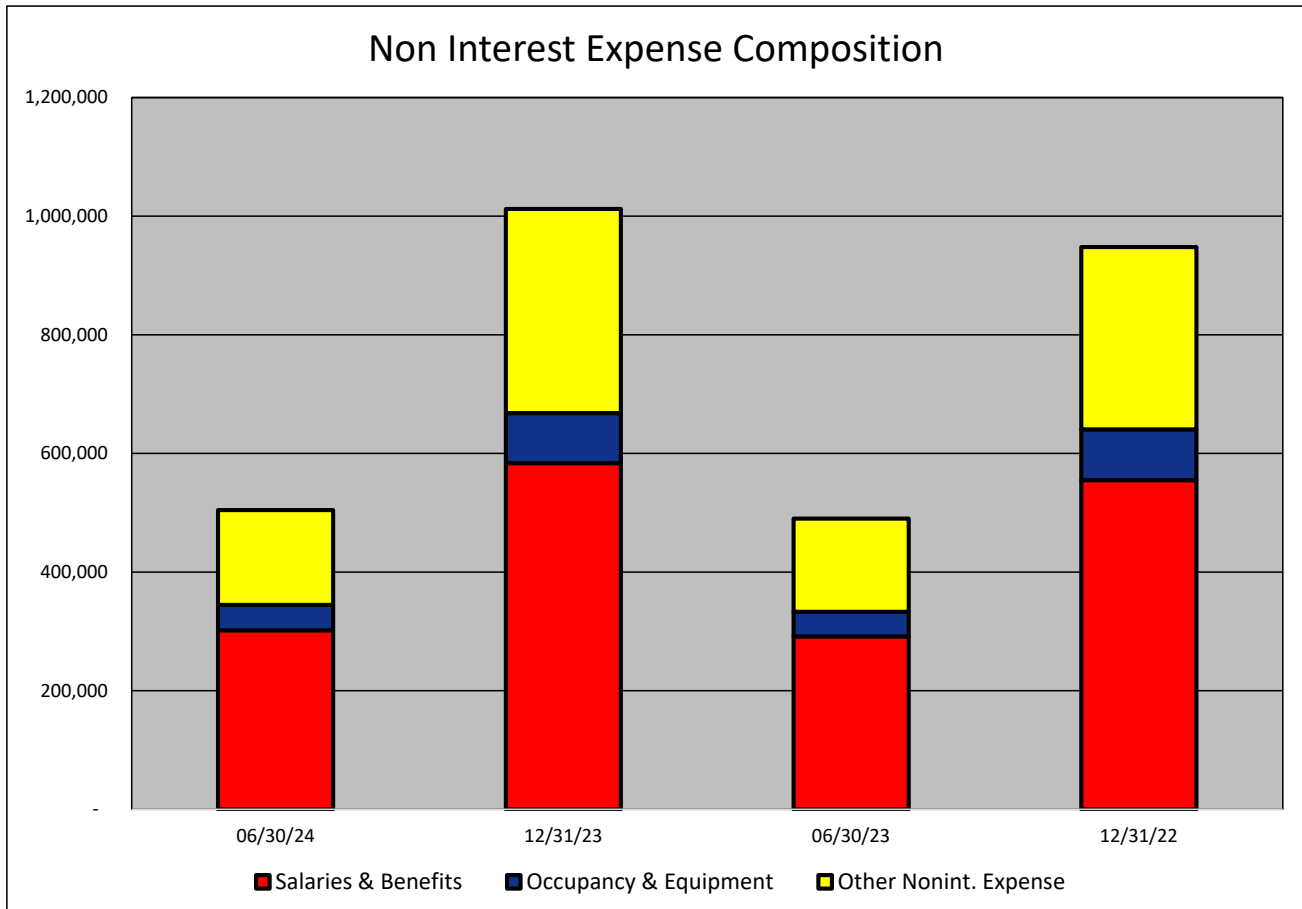


NONINTEREST EXPENSE COMPOSITION- SouthState Bank, National Association
(Dollars in Thousands)

As of:	06/30/24	12/31/23	06/30/23	12/31/22	\$ Change 12 MTHS	% Change 12 MTHS
--------	----------	----------	----------	----------	----------------------	---------------------

NONINTEREST EXPENSE CATEGORY

Salaries & Benefits	301,888	583,641	291,535	554,966	10353	3.55
Occupancy & Equipment	42,800	84,389	41,520	85,518	1280	3.08
Other Nonint. Expense	159,811	344,019	157,152	307,408	2659	1.69
Total Nonint. Expense	504,499	1,012,049	490,207	947,892	14292	2.92



PEER GROUP COMPARISONS REPORT
Central Florida Group

BALANCE SHEET

Institution name	Total Assets \$000		% Change in Assets
	This Year	Last Year	
Crews Bank & Trust	2,160,584	887,225	143.52
Cogent Bank	1,931,272	1,610,245	19.94
First Colony Bank Of Florida	310,087	271,110	14.38
Sunrise Bank	529,750	482,499	9.79
Bank Of Central Florida	1,086,814	1,031,612	5.35
Axiom Bank, National Association	852,029	809,982	5.19
Citizens First Bank	3,775,894	3,636,417	3.84
First National Bank Of Wauchula	90,555	87,441	3.56
Mainstreet Community Bank Of Florida	807,304	782,172	3.21
Citizens Bank And Trust	1,338,732	1,300,269	2.96
Commerce Bank & Trust	173,127	169,059	2.41
Winter Park National Bank	793,742	779,120	1.88
Southstate Bank, National Association	45,481,202	44,928,402	1.23
First Bank	728,056	720,449	1.06
Surety Bank	205,983	206,910	(0.45)
United Southern Bank	865,842	896,285	(3.40)
Heartland National Bank	713,354	752,086	(5.15)
The First National Bank Of Mount Dora	363,329	389,044	(6.61)
Select Peer Average	3,455,981	3,318,907	11.26

PEER GROUP COMPARISONS REPORT
Central Florida Group

BALANCE SHEET

Institution name	Total Loans \$'000		% Change in Loans
	This Year	Last Year	
Crews Bank & Trust	1,187,289	589,045	101.56
Axiom Bank, National Association	589,600	488,636	20.66
Cogent Bank	1,549,885	1,329,696	16.56
Sunrise Bank	430,153	369,901	16.29
Bank Of Central Florida	757,763	656,894	15.36
Winter Park National Bank	454,470	396,188	14.71
Mainstreet Community Bank Of Florida	557,175	485,726	14.71
First Colony Bank Of Florida	191,168	169,195	12.99
First Bank	430,860	388,834	10.81
Commerce Bank & Trust	124,207	112,662	10.25
United Southern Bank	390,858	355,467	9.96
Citizens Bank And Trust	750,277	686,709	9.26
The First National Bank Of Mount Dora	118,655	108,970	8.89
Citizens First Bank	1,279,595	1,206,469	6.06
Southstate Bank, National Association	33,334,571	31,579,736	5.56
Heartland National Bank	155,345	152,235	2.04
Surety Bank	77,326	77,235	0.12
First National Bank Of Wauchula	67,397	68,014	(0.91)

Select Peer Average	2,358,144	2,178,978	15.27
----------------------------	-----------	-----------	-------

PEER GROUP COMPARISONS REPORT
Central Florida Group

CAPITAL RATIOS
For the six months June 30, 2024

Institution name	Equity/ Assets	Leverage Ratio	Tier 1 Risk- based Ratio	Risk based Capital Ratio	Common Equity Tier 1 Capital Ratio
Citizens First Bank	10.02	12.78	18.78	19.71	18.78
Surety Bank	9.32	11.96	25.62	26.77	25.62
The First National Bank Of Mount Dora	8.35	11.42	0.00	0.00	0.00
First National Bank Of Wauchula	9.52	10.75	0.00	0.00	0.00
Crews Bank & Trust	10.60	10.55	0.00	0.00	0.00
Axiom Bank, National Association	10.70	10.55	13.38	14.58	13.38
Southstate Bank, National Association	13.05	10.36	12.89	14.15	12.89
Sunrise Bank	7.78	9.19	0.00	0.00	0.00
First Bank	8.37	9.16	14.47	15.73	14.47
Heartland National Bank	8.30	9.13	26.41	27.50	26.41
Mainstreet Community Bank Of Florida	7.23	8.97	0.00	0.00	0.00
United Southern Bank	4.33	8.83	16.13	17.39	16.13
Commerce Bank & Trust	5.77	8.68	11.79	13.04	11.79
First Colony Bank Of Florida	7.78	8.48	12.10	13.36	12.10
Cogent Bank	8.11	8.28	10.00	11.15	10.00
Bank Of Central Florida	6.81	8.19	11.55	12.47	11.55
Citizens Bank And Trust	1.13	7.39	11.96	12.88	11.96
Winter Park National Bank	5.41	6.64	10.64	11.89	10.64

Select Peer Average	7.92	9.52	10.87	11.70	10.87
----------------------------	------	------	-------	-------	-------

PEER GROUP COMPARISONS REPORT
Central Florida Group

BALANCE SHEET RATIOS
For the six months June 30, 2024

Institution name	Loans/ Deposits	Gross Loans/ Assets	Securities/ Assets
Sunrise Bank	93.56	81.20	15.06
Cogent Bank	93.44	80.25	15.45
Southstate Bank, National Association	89.62	73.29	15.05
First National Bank Of Wauchula	86.29	74.43	6.19
Commerce Bank & Trust	79.98	71.74	14.70
Axiom Bank, National Association	78.29	69.20	6.82
Mainstreet Community Bank Of Florida	75.62	69.02	23.26
Bank Of Central Florida	75.52	69.72	18.76
First Colony Bank Of Florida	67.26	61.65	16.67
Winter Park National Bank	65.46	57.26	30.01
First Bank	65.08	59.18	25.81
Crews Bank & Trust	61.94	54.95	28.91
Citizens Bank And Trust	57.79	56.04	40.08
United Southern Bank	50.82	45.14	40.55
Surety Bank	41.46	37.54	15.65
Citizens First Bank	39.14	33.89	60.24
The First National Bank Of Mount Dora	36.04	32.66	58.80
Heartland National Bank	24.75	21.78	50.72

Select Peer Average	65.67	58.27	26.82
----------------------------	-------	-------	-------

PEER GROUP COMPARISONS REPORT
Central Florida Group

PROFITABILITY RATIOS
For the six months June 30, 2024

Institution name	Avg Total Assets (\$000)	Return on Avg Assets	Return on Avg Equity
Surety Bank	205,905	2.80	30.43
Crews Bank & Trust	2,163,426	1.75	16.96
Heartland National Bank	721,413	1.64	21.17
First Colony Bank Of Florida	306,620	1.53	19.52
Cogent Bank	1,869,603	1.39	17.67
First Bank	726,453	1.18	14.45
Southstate Bank, National Association	46,058,870	1.14	9.00
Bank Of Central Florida	1,113,322	1.10	17.03
The First National Bank Of Mount Dora	370,462	0.98	11.85
Winter Park National Bank	818,529	0.93	18.01
Sunrise Bank	523,552	0.90	11.91
Citizens First Bank	3,881,135	0.88	9.09
United Southern Bank	932,310	0.73	18.89
First National Bank Of Wauchula	90,358	0.62	6.59
Axiom Bank, National Association	850,274	0.58	5.53
Commerce Bank & Trust	174,959	0.56	9.88
Citizens Bank And Trust	1,418,284	0.55	51.91
Mainstreet Community Bank Of Florida	799,700	0.51	7.19

Select Peer Average	3,501,399	1.10	16.50
----------------------------	-----------	------	-------

PEER GROUP COMPARISONS REPORT
Central Florida Group

PROFITABILITY RATIOS
For the six months June 30, 2024

Institution name	Noninterest Income/AA	Net Overhead Ratio	Efficiency Ratio	Assets (per million) per Employee
Heartland National Bank	0.25	1.12	38.50	13.46
Winter Park National Bank	0.06	1.02	44.16	25.60
First Colony Bank Of Florida	0.11	1.58	50.58	16.32
Citizens First Bank	0.62	1.01	52.90	9.63
Surety Bank	3.49	(0.17)	53.18	5.57
Cogent Bank	0.90	1.83	56.20	8.58
Bank Of Central Florida	0.26	1.72	56.62	10.16
Crews Bank & Trust	0.82	1.74	57.43	5.94
Southstate Bank, National Association	0.70	1.49	57.83	8.76
First Bank	0.68	1.78	60.13	6.93
Sunrise Bank	0.06	2.06	67.38	8.98
United Southern Bank	0.58	1.68	69.15	5.62
Mainstreet Community Bank Of Florida	0.36	2.00	72.19	8.07
The First National Bank Of Mount Dora	2.75	1.24	74.26	4.49
Citizens Bank And Trust	0.69	1.65	79.11	7.08
Commerce Bank & Trust	0.19	2.22	79.50	8.24
Axiom Bank, National Association	1.12	3.20	79.98	6.17
First National Bank Of Wauchula	0.36	3.62	86.38	3.77

Select Peer Average	0.78	1.71	63.08	9.08
----------------------------	------	------	-------	------

PEER GROUP COMPARISONS REPORT
Central Florida Group

ASSET QUALITY RATIOS
For the six months June 30, 2024

Institution name	Allowance/ Loans	Nonperf Loans/ Total Loans	Nonperf Assets/ Total Assets	Adjusted Texas Ratio
Commerce Bank & Trust	1.44	0.00	0.00	0.00
First Colony Bank Of Florida	1.60	0.00	0.00	0.00
Sunrise Bank	1.23	0.00	0.00	0.00
Bank Of Central Florida	0.94	0.02	0.01	0.19
Crews Bank & Trust	1.78	0.03	0.02	0.15
Citizens First Bank	1.67	0.16	0.05	0.47
Heartland National Bank	1.58	0.22	0.05	0.56
First Bank	1.66	0.15	0.09	0.67
The First National Bank Of Mount Dora	1.75	0.27	0.09	1.00
Surety Bank	1.42	0.46	0.17	1.77
United Southern Bank	2.42	0.46	0.21	3.84
Winter Park National Bank	1.52	0.60	0.34	5.46
Cogent Bank	1.13	0.53	0.43	4.73
Southstate Bank, National Association	1.42	0.59	0.44	3.66
First National Bank Of Wauchula	1.49	0.61	0.45	4.26
Mainstreet Community Bank Of Florida	1.25	1.17	0.81	9.97
Citizens Bank And Trust	1.02	1.64	0.92	53.81
Axiom Bank, National Association	1.29	2.16	1.53	13.38

Select Peer Average	1.48	0.50	0.31	5.77
----------------------------	------	------	------	------

PEER GROUP COMPARISONS REPORT
Central Florida Group

STATEMENT OF CONDITION (% OF ASSETS)
For the six months June 30, 2024

Institution name	Cash & Nointerest bearing Deps	Interest- bearing Bal	Fed Funds Sold & Repos	Held to Maturity Secs	Available for Sale Secs
Surety Bank	27.81	14.94	0.00	0.00	15.65
First National Bank Of Wauchula	6.25	8.95	0.00	0.00	6.19
First Bank	2.25	7.55	1.39	0.00	25.81
Commerce Bank & Trust	1.30	9.54	0.00	0.00	14.70
Mainstreet Community Bank Of Florida	1.17	1.78	0.09	0.00	23.26
First Colony Bank Of Florida	1.13	20.49	0.00	9.94	6.73
Winter Park National Bank	1.13	10.15	0.00	19.01	11.00
Southstate Bank, National Association	1.12	1.29	0.05	5.16	9.89
Axiom Bank, National Association	0.98	19.37	0.00	0.00	6.82
Crews Bank & Trust	0.76	14.45	0.00	21.60	7.31
Heartland National Bank	0.76	24.30	0.00	0.00	50.72
United Southern Bank	0.75	8.51	0.00	1.10	39.45
Citizens First Bank	0.72	0.21	1.62	0.00	60.24
The First National Bank Of Mount Dora	0.62	1.61	0.00	0.00	58.80
Bank Of Central Florida	0.44	7.86	0.00	0.00	18.76
Sunrise Bank	0.40	1.57	0.00	0.94	14.12
Citizens Bank And Trust	0.31	1.04	0.00	0.00	40.08
Cogent Bank	0.11	3.39	0.00	0.00	15.45

Select Peer Average	2.67	8.72	0.18	3.21	23.61
----------------------------	-------------	-------------	-------------	-------------	--------------

PEER GROUP COMPARISONS REPORT
Central Florida Group

STATEMENT OF CONDITION (% OF ASSETS)
For the six months June 30, 2024

Institution name	Net Loans & Leases	Premises & Fixed Assets	Total Real Estate Owned	Intangible Assets
Sunrise Bank	80.20	1.71	0.00	0.00
Cogent Bank	79.28	0.24	0.00	0.12
First National Bank Of Wauchula	73.32	1.35	0.00	0.00
Southstate Bank, National Association	72.03	1.15	0.01	4.59
Commerce Bank & Trust	70.71	0.20	0.00	0.00
Bank Of Central Florida	69.07	1.54	0.00	0.02
Axiom Bank, National Association	68.31	1.30	0.01	0.13
Mainstreet Community Bank Of Florida	68.12	2.19	0.00	0.01
First Colony Bank Of Florida	60.66	0.39	0.00	0.00
First Bank	58.20	1.98	0.00	0.00
Winter Park National Bank	56.38	0.35	0.00	0.00
Citizens Bank And Trust	55.47	1.35	0.00	0.00
Crews Bank & Trust	53.97	1.26	0.00	0.00
United Southern Bank	44.05	1.21	0.00	0.00
Surety Bank	37.01	0.91	0.00	0.00
Citizens First Bank	33.06	1.42	0.00	0.45
The First National Bank Of Mount Dora	32.09	1.21	0.00	0.00
Heartland National Bank	21.43	0.56	0.00	0.00

Select Peer Average	57.41	1.13	0.00	0.30
----------------------------	-------	------	------	------

PEER GROUP COMPARISONS REPORT
Central Florida Group

STATEMENT OF CONDITION (% OF TOTAL FUNDING SOURCES)
For the six months June 30, 2024

Institution name	Non Interest Bearing Deps	Interest Bearing Deps	Total Deps	Total Fed Funds & Repos	Other Borrowed Money
Surety Bank	42.32	57.68	100.00	0.00	0.00
Crews Bank & Trust	41.57	58.21	99.78	0.22	0.00
Axiom Bank, National Association	40.26	59.74	100.00	0.00	0.00
First Bank	38.21	61.79	100.00	0.00	0.00
The First National Bank Of Mount Dora	37.82	62.18	100.00	0.00	0.00
Citizens Bank And Trust	35.25	63.82	99.07	0.70	0.23
First Colony Bank Of Florida	34.63	65.37	100.00	0.00	0.00
Bank Of Central Florida	34.18	65.82	100.00	0.00	0.00
Mainstreet Community Bank Of Florida	32.20	66.86	99.06	0.00	0.94
Commerce Bank & Trust	29.91	66.02	95.93	2.21	1.85
First National Bank Of Wauchula	28.94	68.57	97.50	0.00	2.50
Southstate Bank, National Association	27.53	70.25	97.78	1.43	0.79
United Southern Bank	25.35	68.55	93.90	0.00	6.10
Sunrise Bank	24.92	70.22	95.14	1.35	3.52
Heartland National Bank	24.87	71.83	96.70	3.30	0.00
Cogent Bank	23.77	70.33	94.10	0.00	5.90
Winter Park National Bank	23.50	69.39	92.90	0.41	6.69
Citizens First Bank	16.67	80.58	97.25	2.75	0.00

Select Peer Average	31.22	66.51	97.73	0.69	1.58
----------------------------	-------	-------	-------	------	------

PEER GROUP COMPARISONS REPORT
Central Florida Group

YIELDS, COSTS & SPREADS - ASSET YIELDS
For the six months June 30, 2024

Institution name	Yield on Earning Assets	Cost of Funds	Net Interest Margin	Avg Earning Assets/AA
First National Bank Of Wauchula	6.37	2.67	4.59	92.38
Axiom Bank, National Association	6.65	3.77	4.46	95.97
Cogent Bank	6.71	4.08	3.93	99.45
Crews Bank & Trust	4.87	2.33	3.66	98.34
First Bank	4.71	1.85	3.59	94.28
Surety Bank	5.57	3.13	3.48	75.51
Heartland National Bank	4.92	2.17	3.41	96.89
Southstate Bank, National Association	5.00	2.41	3.37	90.98
Bank Of Central Florida	4.99	2.64	3.33	97.14
First Colony Bank Of Florida	5.06	2.17	3.14	99.04
Sunrise Bank	5.75	3.82	3.14	98.14
Mainstreet Community Bank Of Florida	4.65	2.41	3.09	94.29
Commerce Bank & Trust	5.02	3.13	2.85	97.81
United Southern Bank	3.92	1.41	2.77	96.44
The First National Bank Of Mount Dora	3.74	2.23	2.45	97.83
Citizens First Bank	4.13	1.92	2.45	97.46
Winter Park National Bank	4.78	3.20	2.43	97.71
Citizens Bank And Trust	3.86	2.49	2.33	96.73
Select Peer Average	5.04	2.66	3.30	95.36