

Prime Meridian Bank

Tallahassee, FL

Established

2/4/2008

Florida Bank and Thrift Performance Report

Table of Contents

Title	Page
PEER GROUP POSITION	1
EXECUTIVE SUMMARY	2
SELECTED FINANCIAL DATA	3
SECURITIES COMPOSITION	4
LOAN PORTFOLIO COMPOSITION	5
LOAN PORTFOLIO QUALITY	6
DEPOSIT BASE COMPOSITION	7
INTEREST INCOME COMPOSITION	8
INTEREST EXPENSE COMPOSITION	9
NONINTEREST INCOME COMPOSITION	10
NONINTEREST EXPENSE COMPOSITION	11
PEER GROUP COMPARISONS REPORT	12-22

FLORIDA BANKING TEAM

Ted Hacker, Steve Kania, Robert Brink, David Ajvazi, Erica Hines, Sacha Widmaier, Anthony Hagbartsen, Madeline Bogumil, Lauren Klindt, Phillip Berdeguer, Andrew Joyce, Mai Tran, Meranda Joseph, Patricia Romero, Vanessa Hossler, Adam McCord, Allyson Wiitala, Jacob Ingram, Adam McCord, Rachel Jean, Brendan Yosko, Martha Zubia, Stephanie Flores, Joshua Koelsch, Krishna Reddy, Jacob Frantzen, Sander Ocasio, Brian Katz, Nicholas Singh, Martin Gonzalez

Information contained herein was obtained from FIS is believed to be reliable however, accuracy is not guaranteed and all peer and state averages are simple averages.

PEER GROUP POSITION

For the
North Florida Group

For the six months June 30, 2024

Institution name	Total Assets (\$'000's)
Everbank, National Association	39,445,857
Capital City Bank	4,219,288
First Federal Bank	4,185,394
One Florida Bank	1,792,476
Prime Meridian Bank	893,283
Fnbt Bank	596,551
Florida Capital Bank, National Association	555,652
Intracoastal Bank	541,595
Dlp Bank	270,888
Lafayette State Bank	223,927
Madison County Community Bank	183,195
The Warrington Bank	179,539
First National Bank Northwest Florida	175,755
Pnb Community Bank	156,683
Bank Of Pensacola	147,302
Peoples Bank Of Graceville	117,782

Institution name	Return on Avg Assets (%)
First National Bank Northwest Florida	2.47
Fnbt Bank	2.24
Capital City Bank	1.29
Intracoastal Bank	1.11
Lafayette State Bank	1.06
Pnb Community Bank	1.06
Dlp Bank	1.02
Florida Capital Bank, National Association	0.95
Prime Meridian Bank	0.91
First Federal Bank	0.86
One Florida Bank	0.84
Peoples Bank Of Graceville	0.74
Everbank, National Association	0.60
Madison County Community Bank	0.52
Bank Of Pensacola	0.30
The Warrington Bank	0.20

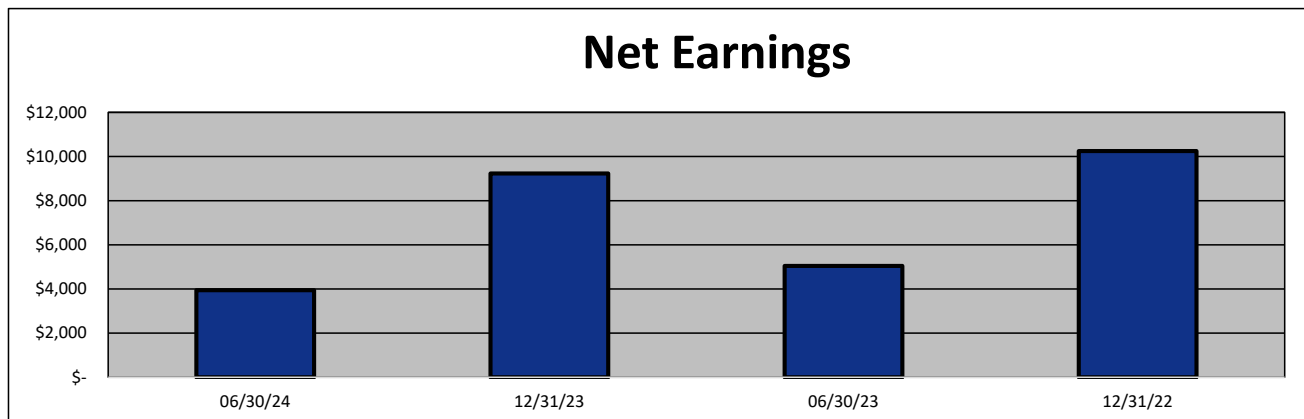
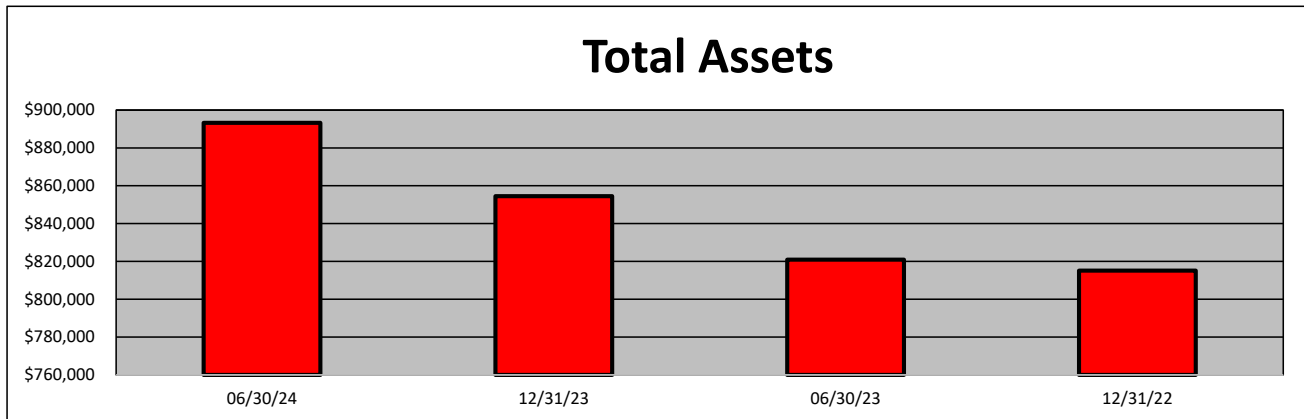
**EXECUTIVE SUMMARY - Prime Meridian Bank
(Percentage)**

Period Ending	06/30/24	12/31/23	06/30/23	12/31/22	State Avg.	Peer Avg.
CAPITAL RATIOS						
Equity/Assets	9.27	9.22	8.87	8.73	9.59	9.49
Leverage Ratio	10.32	10.15	9.98	9.70	10.67	10.61
Tier 1 Cap/Risk Based Assets	13.29	13.18	13.00	12.90	12.61	15.51
Risk Based Ratio	14.09	14.03	13.76	14.04	13.45	16.35
Common Equity Tier 1 Capital Ratio	13.29	13.18	13.00	12.90	12.57	15.51
BALANCE SHEET RATIOS:						
Loan/Deposit Ratio	87.83	87.34	88.78	81.94	75.33	64.12
Loans/Assets	77.86	76.89	76.27	73.96	63.16	55.30
Securities/Assets	12.66	15.95	16.89	17.33	19.74	26.92
PROFITABILITY:						
Return on Avg Assets	0.91	1.11	1.23	1.20	0.75	1.01
Return on Avg Equity	9.77	12.46	13.87	14.73	10.61	11.58
Nonint Income/Avg Assets	0.28	0.28	0.27	0.27	0.79	0.61
Net Overhead Ratio	1.99	1.89	1.88	1.60	2.14	2.04
Efficiency Ratio	62.78	57.02	54.97	52.61	72.23	68.41
Assets (per million) per Employee	7.91	7.77	7.60	7.62	10.25	8.43
ASSET QUALITY:						
Allowance/Loans	0.76	0.85	0.76	1.19	1.31	1.26
Nonperforming Loans/Total Loans	0.44	0.52	0.22	0.12	0.56	0.90
Nonperforming Assets/Total Assets	0.34	0.40	0.17	0.09	0.38	0.53
Adjusted Texas Ratio	3.44	4.08	1.79	0.95	4.10	4.67
YIELDS & COSTS:						
Yield on earning assets	5.51	5.04	4.83	3.74	5.44	5.10
Cost of funds	2.85	1.93	1.46	0.47	3.03	2.41
Net interest margin	3.50	3.70	3.82	3.41	2.85	2.65
Avg Earning Assets/Avg Assets	95.40	95.24	95.33	96.08	95.94	95.43

SELECTED FINANCIAL DATA - Prime Meridian Bank
(Dollars in Thousands)

As of:	06/30/24	12/31/23	06/30/23	12/31/22	\$ Change 12 MTHS	% Change 12 MTHS
Total Assets	893,283	854,494	820,921	815,142	72,362	8.81
Cash and Equivalents	50,875	28,416	21,799	39,788	29,076	133.38
Securities	113,065	136,325	138,619	141,241	(25,554)	(18.43)
Loans, net	695,549	657,024	626,087	602,918	69,462	11.09
Deposit Accounts	791,933	752,243	705,177	735,829	86,756	12.30
Fed Funds & Repos	-	-	-	-	-	NA
Total Equity	82,789	78,763	72,816	71,125	9,973	13.70

Period Ending	06/30/24	12/31/23	06/30/23	12/31/22	\$ Change 12 MTHS	% Change 12 MTHS
Net Earnings	3,944	9,230	5,044	10,245	(1,100)	(21.81)
Interest Income	22,803	39,927	18,879	30,740	3,924	20.78
Interest Expense	8,323	10,598	3,942	2,684	4,381	111.14
Net Interest Income	14,480	29,329	14,937	28,056	(457)	(3.06)
Prov for Credit Losses	497	1,450	520	890	(23)	(4.42)
Noninterest income	1,222	2,353	1,116	2,323	106	9.50
Gain on Sale of Securities	-	-	-	-	-	NA
Noninterest Expense	9,866	18,084	8,833	15,996	1,033	11.69
Net Operating Income	5,339	12,148	6,700	13,493	(1,361)	(20.31)
Income Taxes	1,237	2,918	1,608	3,248	(371)	(23.07)

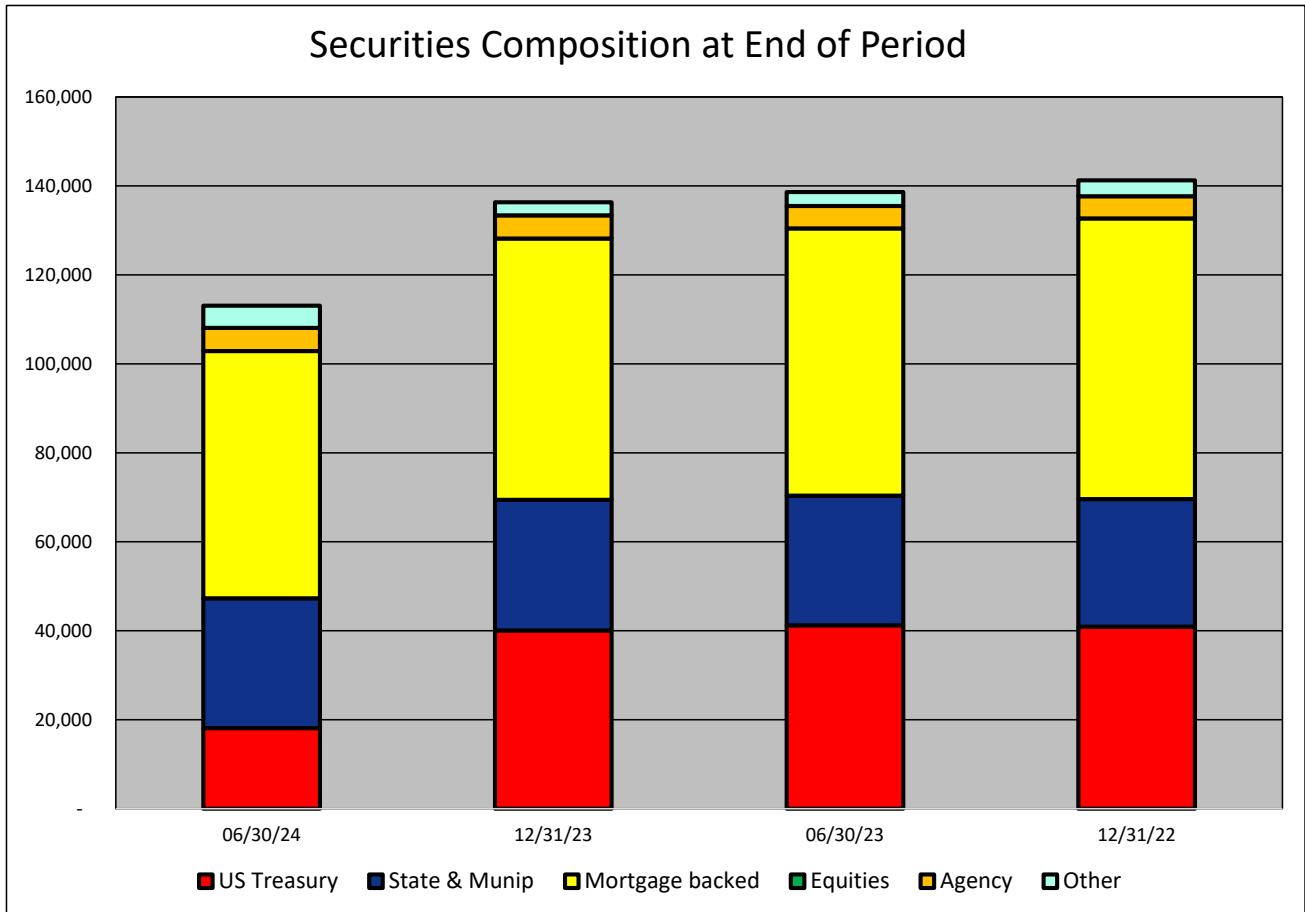


SECURITIES COMPOSITION - Prime Meridian Bank
(Dollars in Thousands)

As of:	06/30/24	12/31/23	06/30/23	12/31/22	\$ Change 12 MTHS	% Change 12 MTHS
--------	----------	----------	----------	----------	----------------------	---------------------

SECURITIES CATEGORY:

US Treasury	18,112	40,057	41,220	40,926	(23,108)	(56.06)
State & Munip	29,193	29,365	29,146	28,678	47	0.16
Mortgage backed	55,573	58,753	60,070	63,093	(4,497)	(7.49)
Equities	-	-	-	-	-	NA
Agency	5,211	5,200	5,046	4,979	165	3.27
Other	4,976	2,950	3,137	3,565	1,839	58.62
Total Securities	113,065	136,325	138,619	141,241	(25,554)	(18.43)

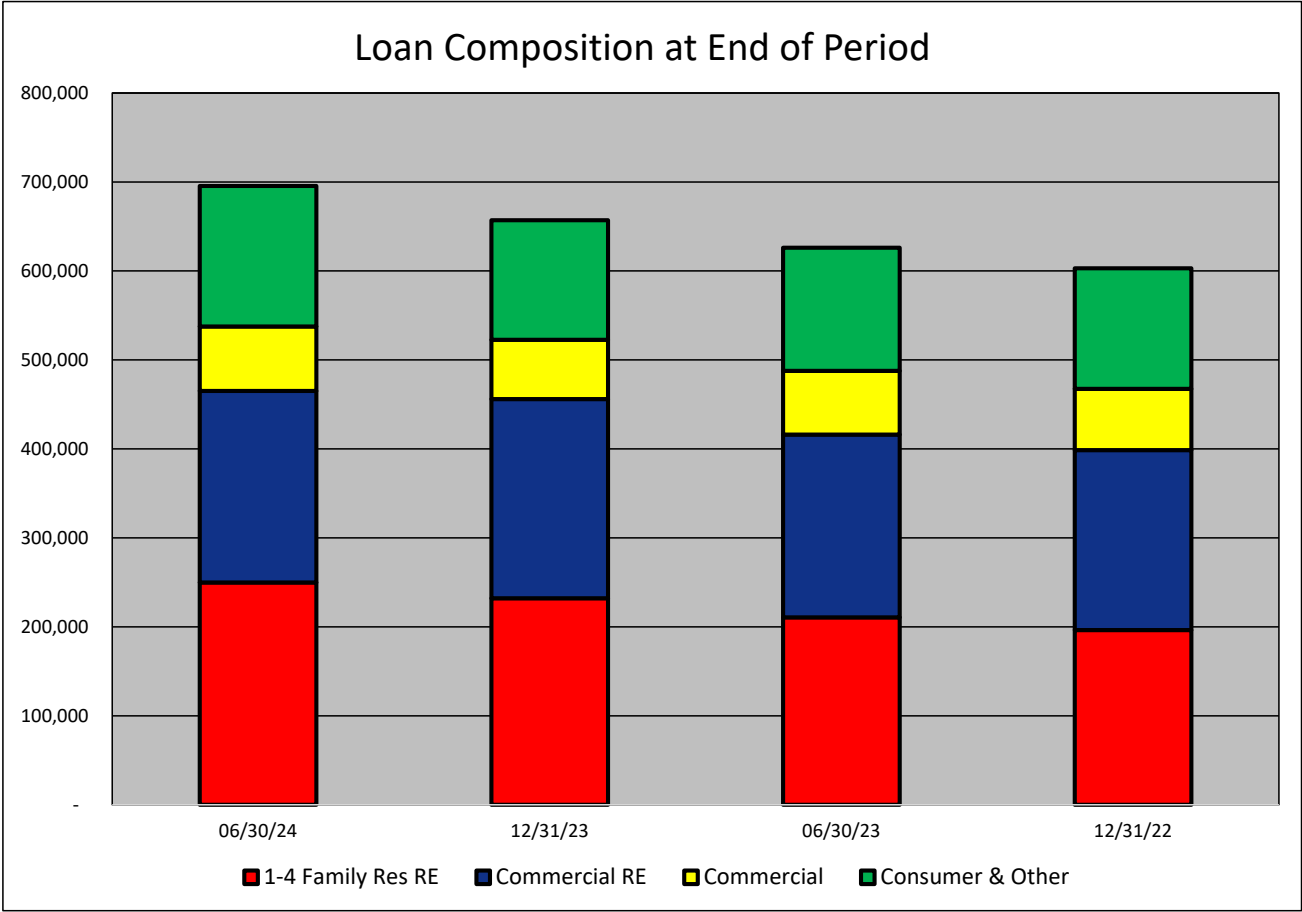


LOAN PORTFOLIO COMPOSITION - Prime Meridian Bank
(Dollars in Thousands)

As of:	06/30/24	12/31/23	06/30/23	12/31/22	\$ Change 12 MTHS	% Change 12 MTHS
--------	----------	----------	----------	----------	----------------------	---------------------

LOAN CATEGORY:

1-4 Family Res RE	249,910	232,136	210,627	196,388	39,283	18.65
Commercial RE	215,230	223,794	205,467	202,307	9,763	4.75
Commercial	72,504	66,689	71,641	68,833	863	1.20
Consumer & Other	157,905	134,405	138,352	135,390	19,553	14.13
Loans, Net	695,549	657,024	626,087	602,918	69,462	11.09



LOAN PORTFOLIO QUALITY - Prime Meridian Bank
(Dollars in Thousands)

As of:	06/30/24	12/31/23	06/30/23	12/31/22	\$ Change 12 MTHS	% Change 12 MTHS
--------	----------	----------	----------	----------	----------------------	---------------------

ALLOWANCE FOR CREDIT LOSSES (LOANS):

Beginning Balance	5,609	7,145	7,145	5,974	(1,536)	(21.50)
Total Recoveries	6	53	38	330	(32)	(84.21)
Total Charge-offs	830	433	368	49	462	125.54
Provision Expense	497	1,450	520	890	(23)	(4.42)
Writedown Transfer Loans HFS	-	-	-	-	-	NA
Adjustments	-	(2,606)	(2,606)	-	2,606	(100.00)
Ending Balance	5,282	5,609	4,729	7,145	553	11.69

NON-PERFORMING ASSETS:

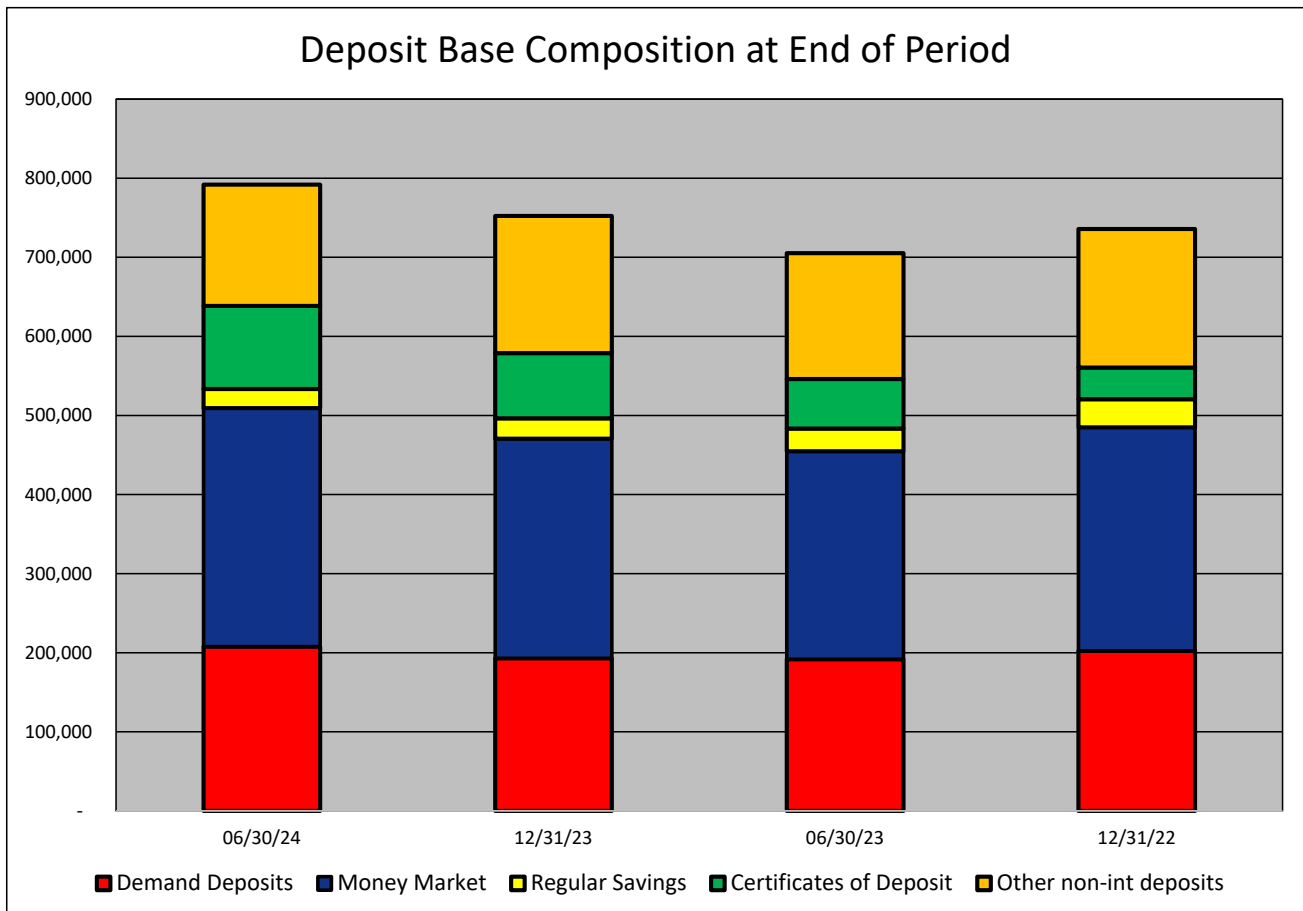
Total-90+ Days Past Due	-	1,110	-	404	-	NA
Total-Nonaccrual	3,029	2,335	1,391	343	1,638	117.76
Foreclosed Real Estate	-	-	-	-	-	NA
Total Non-perf Assets	3,029	3,445	1,391	747	1,638	117.76

DEPOSIT BASE COMPOSITION - Prime Meridian Bank
(Dollars in Thousands)

As of:	06/30/24	12/31/23	06/30/23	12/31/22	\$ Change 12 MTHS	% Change 12 MTHS
--------	----------	----------	----------	----------	----------------------	---------------------

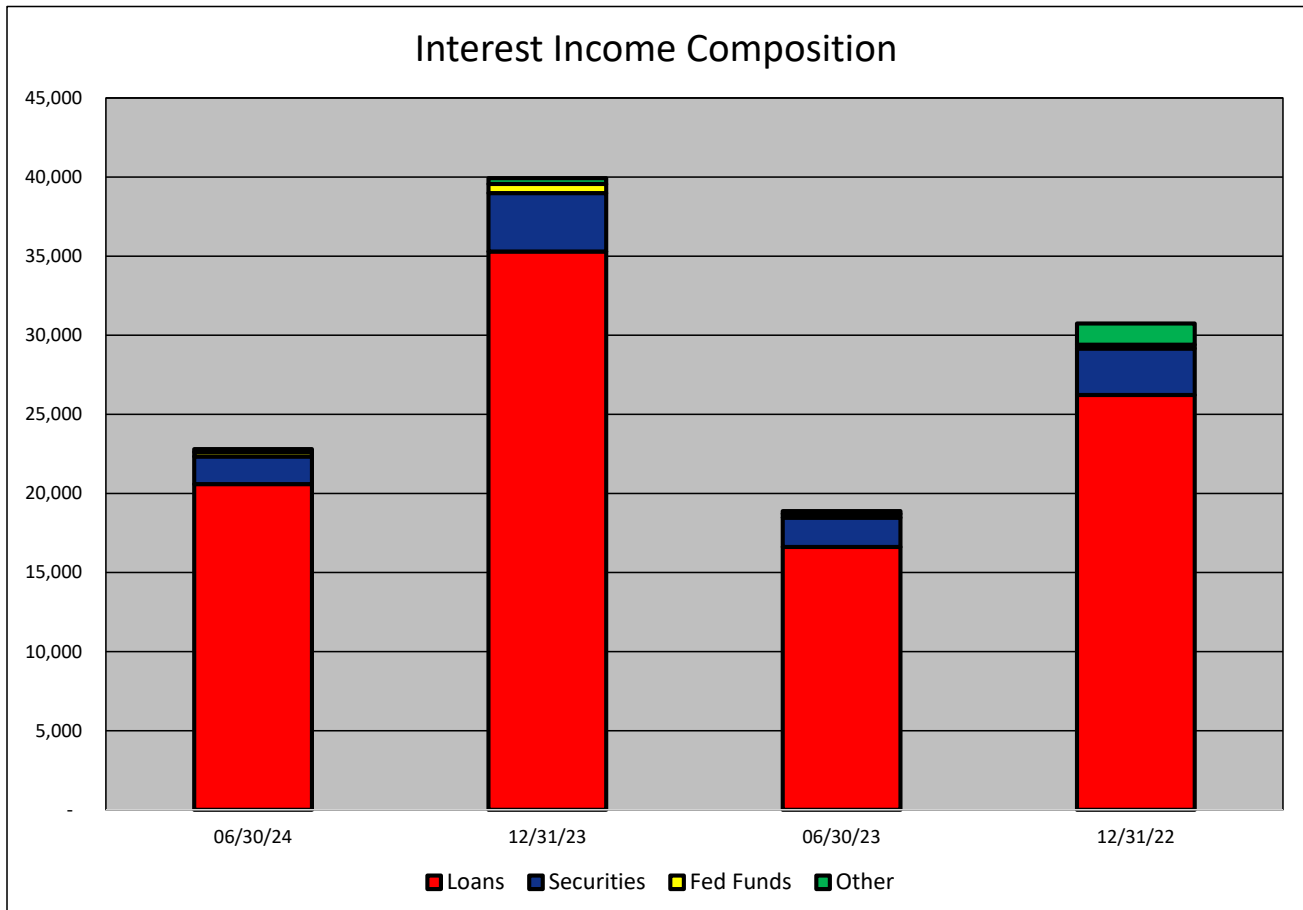
DEPOSIT BASE CATEGORY:

Demand Deposits	207,721	192,980	191,711	202,280	16,010	8.35
Money Market	301,653	277,686	263,031	282,678	38,622	14.68
Regular Savings	24,049	25,723	28,736	35,561	(4,687)	(16.31)
Certificates of Deposit	105,050	82,436	62,647	40,109	42,403	67.69
Other non-int deposits	153,460	173,418	159,052	175,201	(5,592)	(3.52)
Total Deposits	791,933	752,243	705,177	735,829	86,756	12.30



INTEREST INCOME COMPOSITION- Prime Meridian Bank
(Dollars in Thousands)

As of:	06/30/24	12/31/23	06/30/23	12/31/22	\$ Change 12 MTHS	% Change 12 MTHS
INTEREST INCOME CATEGORY						
Loans	20,589	35,291	16,614	26,221	3,975	23.93
Securities	1,748	3,698	1,859	2,938	(111)	(5.97)
Fed Funds	280	570	240	245	40	16.67
Other	186	368	166	1,336	20	12.05
Total Int Income	22,803	39,927	18,879	30,740	3,924	20.78

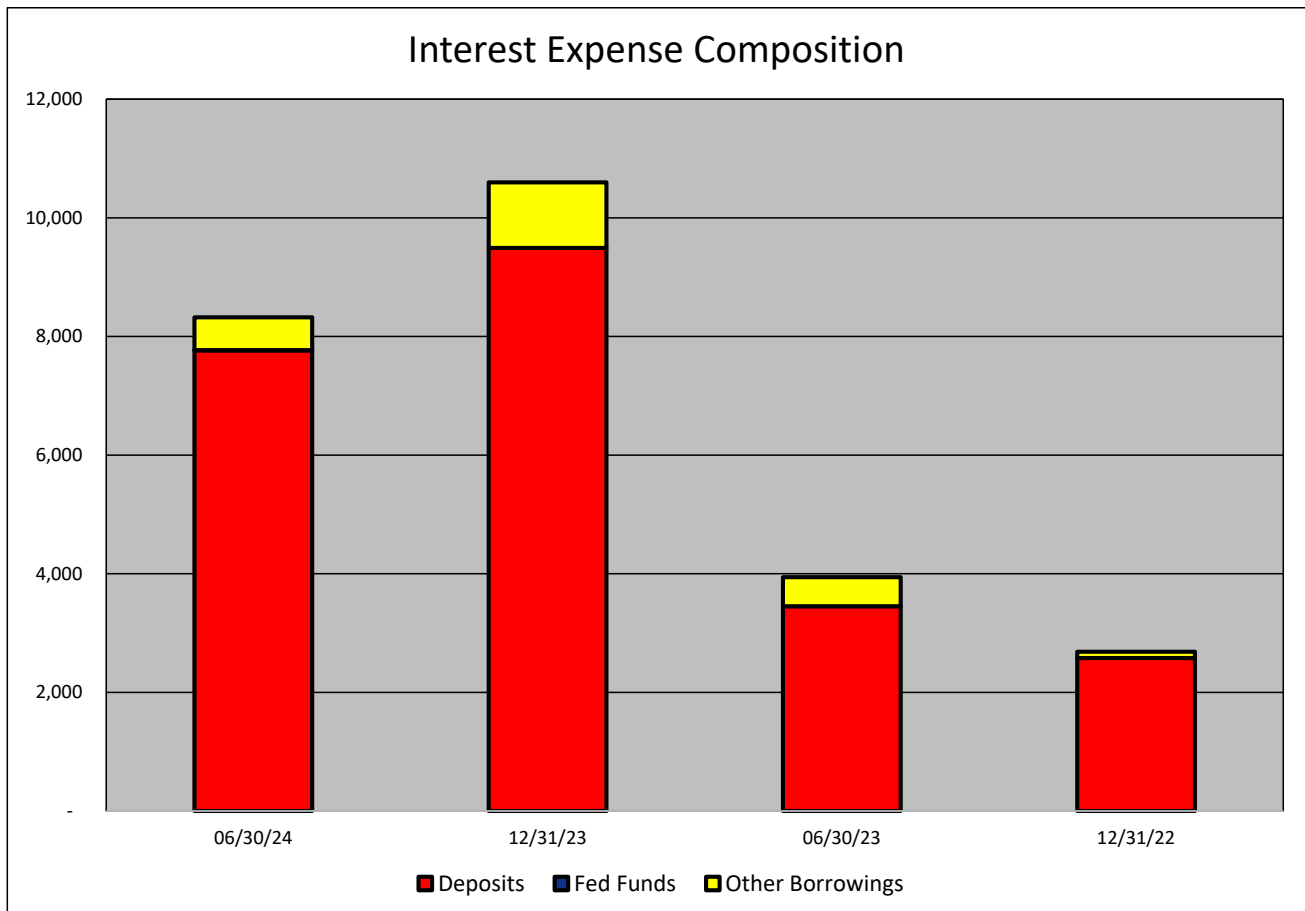


INTEREST EXPENSE COMPOSITION- Prime Meridian Bank
(Dollars in Thousands)

As of:	06/30/24	12/31/23	06/30/23	12/31/22	\$ Change 12 MTHS	% Change 12 MTHS
--------	----------	----------	----------	----------	----------------------	---------------------

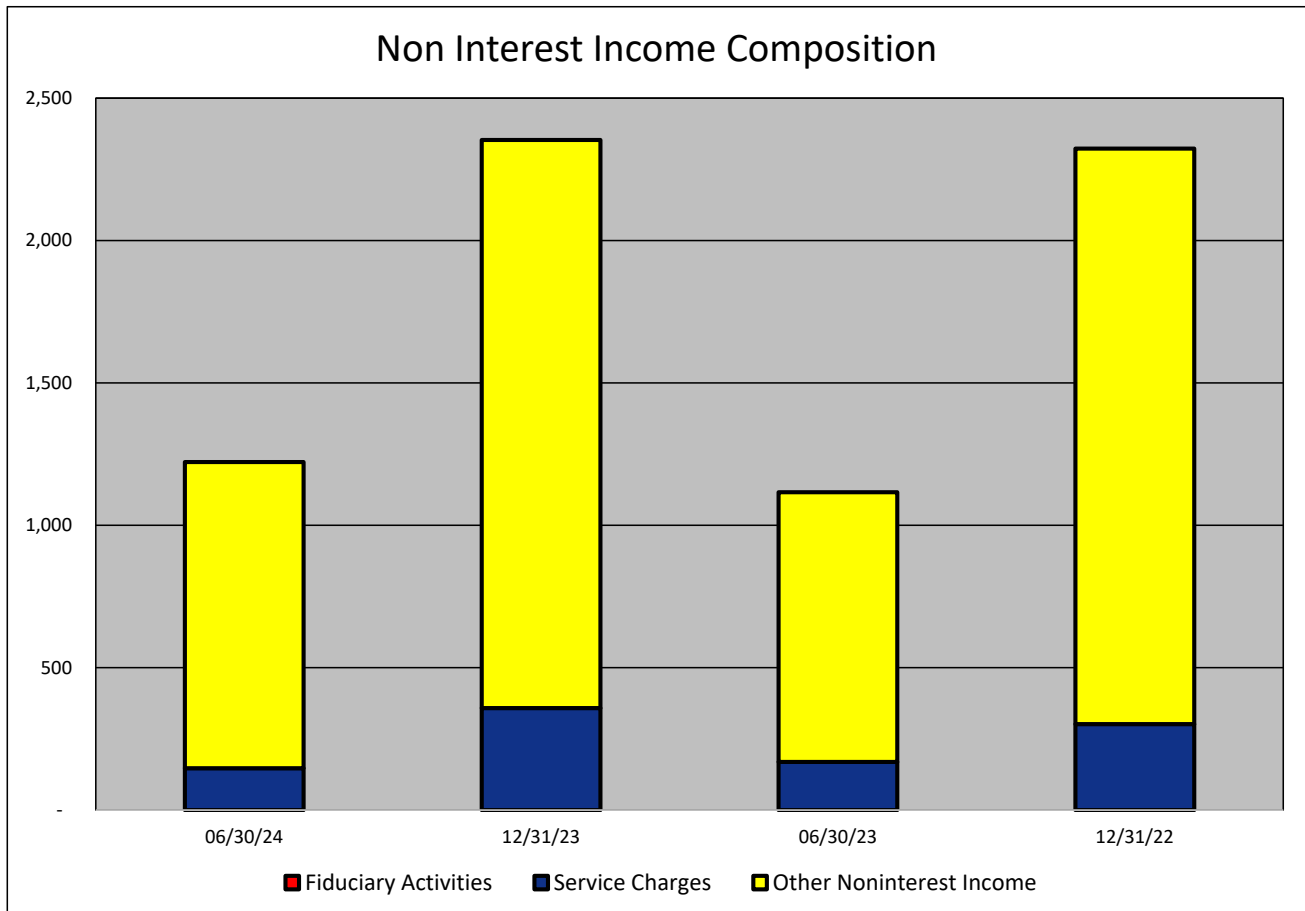
INTEREST EXPENSE CATEGORY

Deposits	7,768	9,492	3,451	2,579	4,317	125.09
Fed Funds	1	-	-	-	1	NA
Other Borrowings	554	1,106	491	105	63	12.83
Total Int Expense	8,323	10,598	3,942	2,684	4,381	111.14



NONINTEREST INCOME COMPOSITION- Prime Meridian Bank
(Dollars in Thousands)

As of:	06/30/24	12/31/23	06/30/23	12/31/22	\$ Change 12 MTHS	% Change 12 MTHS
NONINTEREST INCOME CATEGORY						
Fiduciary Activities	-	-	-	-	-	NA
Service Charges	147	358	169	302	(22)	(13.02)
Other Noninterest Income	1,075	1,995	947	2,021	128	13.52
Total Nonint. Income	1,222	2,353	1,116	2,323	106	9.50

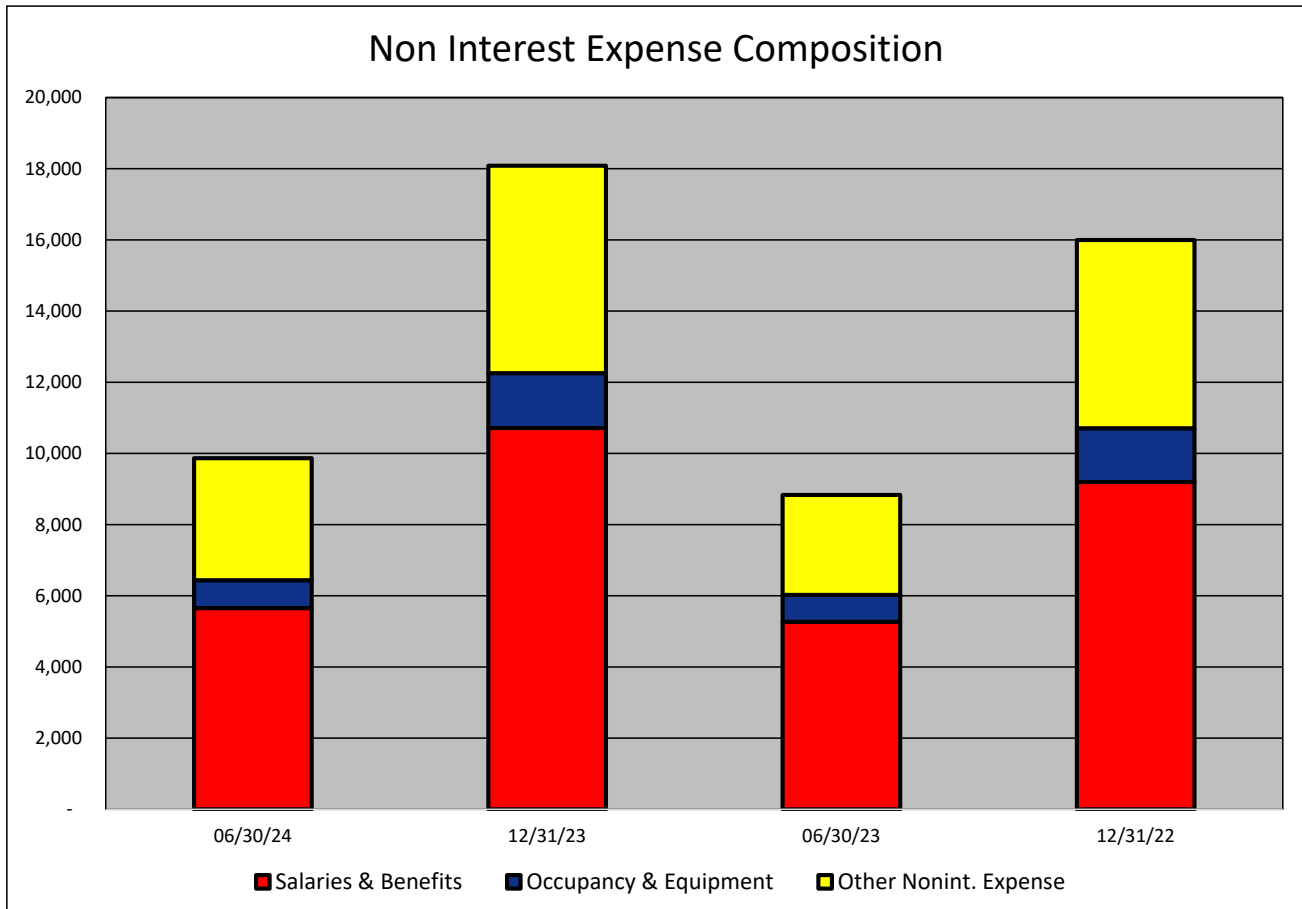


NONINTEREST EXPENSE COMPOSITION- Prime Meridian Bank
(Dollars in Thousands)

As of:	06/30/24	12/31/23	06/30/23	12/31/22	\$ Change 12 MTHS	% Change 12 MTHS
--------	----------	----------	----------	----------	----------------------	---------------------

NONINTEREST EXPENSE CATEGORY

Salaries & Benefits	5,654	10,716	5,270	9,197	384	7.29
Occupancy & Equipment	784	1,541	754	1,509	30	3.98
Other Nonint. Expense	3,428	5,827	2,809	5,290	619	22.04
Total Nonint. Expense	9,866	18,084	8,833	15,996	1033	11.69



PEER GROUP COMPARISONS REPORT
North Florida Group

BALANCE SHEET

Institution name	Total Assets \$000		% Change in Assets
	This Year	Last Year	
One Florida Bank	1,792,476	1,547,417	15.84
Dlp Bank	270,888	242,287	11.80
Lafayette State Bank	223,927	201,284	11.25
Intracoastal Bank	541,595	491,824	10.12
Prime Meridian Bank	893,283	820,921	8.81
First Federal Bank	4,185,394	3,853,237	8.62
Everbank, National Association	39,445,857	36,454,143	8.21
Florida Capital Bank, National Association	555,652	522,061	6.43
Fnbt Bank	596,551	568,069	5.01
Pnb Community Bank	156,683	149,226	5.00
Madison County Community Bank	183,195	174,937	4.72
First National Bank Northwest Florida	175,755	169,191	3.88
Bank Of Pensacola	147,302	144,514	1.93
Peoples Bank Of Graceville	117,782	119,702	(1.60)
Capital City Bank	4,219,288	4,393,763	(3.97)
The Warrington Bank	179,539	187,536	(4.26)

Select Peer Average	3,355,323	3,127,507	5.74
----------------------------	------------------	------------------	-------------

PEER GROUP COMPARISONS REPORT
North Florida Group

BALANCE SHEET

Institution name	Total Loans \$'000		% Change in Loans
	This Year	Last Year	
Dlp Bank	97,139	75,025	29.48
First Federal Bank	1,373,114	1,098,512	25.00
Fnbt Bank	260,879	219,005	19.12
Florida Capital Bank, National Association	479,361	411,611	16.46
Intracoastal Bank	397,065	345,936	14.78
One Florida Bank	1,317,792	1,181,244	11.56
Prime Meridian Bank	695,549	626,087	11.09
Bank Of Pensacola	68,785	62,995	9.19
Peoples Bank Of Graceville	40,512	38,211	6.02
The Warrington Bank	53,787	51,439	4.56
Pnb Community Bank	111,992	108,225	3.48
Lafayette State Bank	144,934	140,506	3.15
Everbank, National Association	28,122,479	28,254,999	(0.47)
Capital City Bank	2,714,245	2,734,911	(0.76)
First National Bank Northwest Florida	59,120	60,399	(2.12)
Madison County Community Bank	82,288	85,056	(3.25)

Select Peer Average	2,251,190	2,218,385	9.21
----------------------------	-----------	-----------	------

PEER GROUP COMPARISONS REPORT
North Florida Group

CAPITAL RATIOS
For the six months June 30, 2024

Institution name	Equity/ Assets	Leverage Ratio	Tier 1 Risk- based Ratio	Risk based Capital Ratio	Common Equity Tier 1 Capital Ratio
First National Bank Northwest Florida	15.49	15.66	51.49	52.75	51.49
The Warrington Bank	15.46	15.11	0.00	0.00	0.00
Dlp Bank	16.08	13.92	0.00	0.00	0.00
Fnbt Bank	11.09	11.35	24.62	25.87	24.62
Florida Capital Bank, National Association	10.55	11.05	14.49	15.74	14.49
Peoples Bank Of Graceville	5.08	10.39	29.43	30.44	29.43
Prime Meridian Bank	9.27	10.32	13.29	14.09	13.29
Intracoastal Bank	5.80	9.54	10.82	12.06	10.82
First Federal Bank	8.04	9.36	17.22	17.57	17.22
Capital City Bank	10.78	9.35	14.51	15.70	14.51
Pnb Community Bank	7.61	9.34	0.00	0.00	0.00
Everbank, National Association	9.12	9.13	13.52	14.44	13.52
One Florida Bank	8.17	9.07	10.20	10.92	10.20
Madison County Community Bank	4.84	8.93	15.44	16.70	15.44
Bank Of Pensacola	8.47	8.78	21.07	22.00	21.07
Lafayette State Bank	5.93	8.51	12.05	13.30	12.05

Select Peer Average	9.49	10.61	15.51	16.35	15.51
----------------------------	------	-------	-------	-------	-------

PEER GROUP COMPARISONS REPORT
North Florida Group

BALANCE SHEET RATIOS
For the six months June 30, 2024

Institution name	Loans/ Deposits	Gross Loans/ Assets	Securities/ Assets
Florida Capital Bank, National Association	108.47	86.27	2.21
Everbank, National Association	95.93	71.29	25.04
Prime Meridian Bank	87.83	77.86	12.66
One Florida Bank	81.17	73.52	5.20
Intracoastal Bank	81.07	73.31	21.87
Pnb Community Bank	78.39	71.48	17.73
Capital City Bank	73.67	64.33	20.99
Lafayette State Bank	69.78	64.72	14.80
Bank Of Pensacola	53.18	46.70	44.53
Fnbt Bank	49.52	43.73	20.68
Madison County Community Bank	49.24	44.92	35.70
Dlp Bank	42.88	35.86	25.17
First National Bank Northwest Florida	40.07	33.64	5.15
The Warrington Bank	39.42	29.96	66.63
First Federal Bank	38.89	32.81	54.72
Peoples Bank Of Graceville	36.45	34.40	57.59

Select Peer Average	64.12	55.30	26.92
----------------------------	--------------	--------------	--------------

PEER GROUP COMPARISONS REPORT
North Florida Group

PROFITABILITY RATIOS
For the six months June 30, 2024

Institution name	Avg Total Assets (\$000)	Return on Avg Assets	Return on Avg Equity
First National Bank Northwest Florida	176,032	2.47	16.65
Fnbt Bank	580,523	2.24	20.09
Capital City Bank	4,257,568	1.29	12.24
Intracoastal Bank	525,996	1.11	19.12
Lafayette State Bank	217,018	1.06	19.90
Pnb Community Bank	157,864	1.06	14.55
Dlp Bank	240,148	1.02	5.74
Florida Capital Bank, National Association	534,420	0.95	8.86
Prime Meridian Bank	868,248	0.91	9.77
First Federal Bank	4,220,316	0.86	11.28
One Florida Bank	1,701,537	0.84	10.08
Peoples Bank Of Graceville	116,665	0.74	15.34
Everbank, National Association	37,624,091	0.60	6.39
Madison County Community Bank	181,325	0.52	10.59
Bank Of Pensacola	142,124	0.30	3.41
The Warrington Bank	184,040	0.20	1.33

Select Peer Average	3,232,995	1.01	11.58
----------------------------	------------------	-------------	--------------

PEER GROUP COMPARISONS REPORT
North Florida Group

PROFITABILITY RATIOS
For the six months June 30, 2024

Institution name	Noninterest Income/AA	Net Overhead Ratio	Efficiency Ratio	Assets (per million) per Employee
First National Bank Northwest Florida	0.09	1.67	41.59	7.03
Fnbt Bank	1.01	1.53	53.20	8.06
One Florida Bank	0.12	1.72	60.55	11.34
Prime Meridian Bank	0.28	1.99	62.78	7.91
Intracoastal Bank	0.17	1.81	65.14	11.77
Everbank, National Association	0.21	1.47	65.77	25.16
Peoples Bank Of Graceville	0.27	1.35	67.73	9.06
Capital City Bank	1.69	1.99	68.03	5.48
Lafayette State Bank	0.96	2.61	68.25	4.87
Pnb Community Bank	0.34	2.97	69.91	3.92
First Federal Bank	1.29	1.54	71.57	6.69
Florida Capital Bank, National Association	1.65	2.31	72.60	4.75
Dlp Bank	0.72	3.77	74.29	7.52
Madison County Community Bank	0.54	2.39	81.29	5.09
Bank Of Pensacola	0.20	1.70	83.23	10.52
The Warrington Bank	0.25	1.81	88.59	5.79

Select Peer Average	0.61	2.04	68.41	8.43
----------------------------	------	------	-------	------

PEER GROUP COMPARISONS REPORT
North Florida Group

ASSET QUALITY RATIOS
For the six months June 30, 2024

Institution name	Allowance/ Loans	Nonperf Loans/ Total Loans	Nonperf Assets/ Total Assets	Adjusted Texas Ratio
Bank Of Pensacola	0.80	0.00	0.00	0.00
First National Bank Northwest Florida	2.07	0.00	0.00	0.00
Peoples Bank Of Graceville	0.93	0.01	0.00	0.06
The Warrington Bank	0.99	0.00	0.00	0.00
Fnbt Bank	1.77	0.01	0.01	0.05
One Florida Bank	0.82	0.02	0.02	0.19
Capital City Bank	1.08	0.20	0.15	1.56
Madison County Community Bank	2.04	0.42	0.19	3.30
Florida Capital Bank, National Association	1.25	0.30	0.26	1.28
Prime Meridian Bank	0.76	0.44	0.34	3.44
Lafayette State Bank	1.74	1.01	0.65	9.26
First Federal Bank	0.62	3.32	1.09	2.69
Pnb Community Bank	1.25	1.28	1.31	15.41
Intracoastal Bank	1.36	1.86	1.36	20.01
Everbank, National Association	0.83	1.88	1.37	3.82
Dlp Bank	1.90	3.67	1.68	13.61

Select Peer Average	1.26	0.90	0.53	4.67
----------------------------	------	------	------	------

PEER GROUP COMPARISONS REPORT
North Florida Group

STATEMENT OF CONDITION (% OF ASSETS)
For the six months June 30, 2024

Institution name	Cash & Nointerest bearing Deps	Interest- bearing Bal	Fed Funds Sold & Repos	Held to Maturity Secs	Available for Sale Secs
Lafayette State Bank	4.32	11.27	0.00	0.00	14.80
Bank Of Pensacola	4.31	3.37	0.00	44.53	0.00
The Warrington Bank	2.36	0.09	0.00	66.63	0.00
Pnb Community Bank	2.10	4.37	2.02	0.00	17.73
Capital City Bank	1.78	6.46	0.00	13.82	7.18
Madison County Community Bank	1.58	9.92	0.00	0.00	35.70
Prime Meridian Bank	1.41	1.12	3.17	1.49	11.17
Florida Capital Bank, National Association	1.36	6.72	0.00	0.00	2.21
Dlp Bank	1.09	26.52	4.03	0.00	25.17
First National Bank Northwest Florida	0.89	59.83	0.11	3.91	1.24
Peoples Bank Of Graceville	0.78	6.42	0.00	43.80	13.79
One Florida Bank	0.77	19.57	0.00	0.00	5.20
Intracoastal Bank	0.76	1.19	0.00	0.00	21.87
First Federal Bank	0.67	1.18	0.00	0.00	54.72
Fnbt Bank	0.53	33.25	0.00	20.68	0.00
Everbank, National Association	0.12	1.45	0.00	0.07	24.93

Select Peer Average	1.55	12.05	0.58	12.18	14.73
----------------------------	-------------	--------------	-------------	--------------	--------------

PEER GROUP COMPARISONS REPORT
North Florida Group

STATEMENT OF CONDITION (% OF ASSETS)
For the six months June 30, 2024

Institution name	Net Loans & Leases	Premises & Fixed Assets	Total Real Estate Owned	Intangible Assets
Prime Meridian Bank	76.66	1.09	0.00	0.00
Florida Capital Bank, National Association	74.80	0.26	0.00	0.01
One Florida Bank	72.92	0.56	0.00	0.00
Intracoastal Bank	72.32	1.04	0.00	0.00
Everbank, National Association	70.70	0.11	0.02	0.01
Pnb Community Bank	70.59	1.50	0.39	0.00
Lafayette State Bank	63.60	2.22	0.00	0.00
Capital City Bank	63.07	2.53	0.02	2.13
Bank Of Pensacola	46.32	0.76	0.00	0.00
Madison County Community Bank	44.00	4.59	0.00	0.00
Fnbt Bank	42.50	1.82	0.00	0.00
Dlp Bank	35.18	1.46	0.37	4.41
Peoples Bank Of Graceville	34.07	0.15	0.00	0.00
First National Bank Northwest Florida	32.94	0.48	0.00	0.01
The Warrington Bank	29.66	0.59	0.00	0.00
First Federal Bank	29.22	0.93	0.00	4.83

Select Peer Average	53.66	1.26	0.05	0.71
----------------------------	-------	------	------	------

PEER GROUP COMPARISONS REPORT
North Florida Group

STATEMENT OF CONDITION (% OF TOTAL FUNDING SOURCES)
For the six months June 30, 2024

Institution name	Non Interest Bearing Deps	Interest Bearing Deps	Total Deps	Total Fed Funds & Repos	Other Borrowed Money
Florida Capital Bank, National Association	57.88	31.72	89.60	0.00	10.40
Dlp Bank	56.24	43.76	100.00	0.00	0.00
Bank Of Pensacola	44.10	52.18	96.28	3.72	0.00
Capital City Bank	41.79	56.79	98.58	0.60	0.82
Lafayette State Bank	39.49	60.51	100.00	0.00	0.00
Prime Meridian Bank	25.81	72.59	98.40	0.00	1.60
Pnb Community Bank	25.60	74.40	100.00	0.00	0.00
The Warrington Bank	24.96	65.19	90.15	0.60	9.25
Fnbt Bank	24.81	75.19	100.00	0.00	0.00
First National Bank Northwest Florida	23.57	76.43	100.00	0.00	0.00
One Florida Bank	23.42	75.66	99.08	0.00	0.92
Peoples Bank Of Graceville	21.32	78.68	100.00	0.00	0.00
Intracoastal Bank	21.07	75.96	97.03	0.00	2.97
Madison County Community Bank	20.52	76.58	97.10	0.00	2.90
First Federal Bank	7.81	85.24	93.05	0.00	6.95
Everbank, National Association	3.71	79.57	83.28	0.00	16.72

Select Peer Average	28.88	67.53	96.41	0.31	3.28
----------------------------	-------	-------	-------	------	------

PEER GROUP COMPARISONS REPORT
North Florida Group

YIELDS, COSTS & SPREADS - ASSET YIELDS
For the six months June 30, 2024

Institution name	Yield on Earning Assets	Cost of Funds	Net Interest Margin	Avg Earning Assets/AA
Dlp Bank	6.13	0.44	5.92	89.77
Pnb Community Bank	5.43	1.17	4.66	94.26
Lafayette State Bank	5.77	2.14	4.47	94.86
First National Bank Northwest Florida	6.19	2.59	4.43	93.69
Capital City Bank	4.91	1.04	4.05	91.46
Florida Capital Bank, National Association	5.32	4.71	3.94	96.50
Fnbt Bank	5.63	2.78	3.84	97.86
Prime Meridian Bank	5.51	2.85	3.50	95.40
Madison County Community Bank	4.89	2.23	3.15	96.22
Intracoastal Bank	5.20	2.97	2.97	96.49
First Federal Bank	5.23	2.36	2.97	89.12
One Florida Bank	5.62	3.85	2.96	98.35
Everbank, National Association	5.66	3.86	2.35	99.28
Bank Of Pensacola	3.18	1.90	2.13	97.42
The Warrington Bank	2.87	1.16	2.13	97.63
Peoples Bank Of Graceville	3.98	2.48	2.12	98.56

Select Peer Average	5.10	2.41	2.65	95.43
----------------------------	------	------	------	-------