

# Madison County Community Bank

Madison, FL

Established

5/5/1999

## Florida Bank and Thrift Performance Report

### Table of Contents

<b>Title</b>	<b>Page</b>
PEER GROUP POSITION	1
EXECUTIVE SUMMARY	2
SELECTED FINANCIAL DATA	3
SECURITIES COMPOSITION	4
LOAN PORTFOLIO COMPOSITION	5
LOAN PORTFOLIO QUALITY	6
DEPOSIT BASE COMPOSITION	7
INTEREST INCOME COMPOSITION	8
INTEREST EXPENSE COMPOSITION	9
NONINTEREST INCOME COMPOSITION	10
NONINTEREST EXPENSE COMPOSITION	11
PEER GROUP COMPARISONS REPORT	12-22

---

#### FLORIDA BANKING TEAM

Ted Hacker, Steve Kania, Robert Brink, David Ajvazi, Erica Hines, Sacha Widmaier, Anthony Hagbartsen, Madeline Bogumil, Lauren Klindt, Phillip Berdeguer, Andrew Joyce, Mai Tran, Meranda Joseph, Patricia Romero, Vanessa Hossler, Adam McCord, Allyson Wiitala, Jacob Ingram, Adam McCord, Rachel Jean, Brendan Yosko, Martha Zubia, Stephanie Flores, Joshua Koelsch, Krishna Reddy, Jacob Frantzen, Sander Ocasio, Brian Katz, Nicholas Singh, Martin Gonzalez

Information contained herein was obtained from FIS is believed to be reliable however, accuracy is not guaranteed and all peer and state averages are simple averages.

**PEER GROUP POSITION**

For the  
*North Florida Group*

**For the six months June 30, 2024**

Institution name	Total Assets (\$'000's)
Everbank, National Association	39,445,857
Capital City Bank	4,219,288
First Federal Bank	4,185,394
One Florida Bank	1,792,476
Prime Meridian Bank	893,283
Fnbt Bank	596,551
Florida Capital Bank, National Association	555,652
Intracoastal Bank	541,595
Dlp Bank	270,888
Lafayette State Bank	223,927
<b>Madison County Community Bank</b>	<b>183,195</b>
The Warrington Bank	179,539
First National Bank Northwest Florida	175,755
Pnb Community Bank	156,683
Bank Of Pensacola	147,302
Peoples Bank Of Graceville	117,782

Institution name	Return on Avg Assets (%)
First National Bank Northwest Florida	2.47
Fnbt Bank	2.24
Capital City Bank	1.29
Intracoastal Bank	1.11
Lafayette State Bank	1.06
Pnb Community Bank	1.06
Dlp Bank	1.02
Florida Capital Bank, National Association	0.95
Prime Meridian Bank	0.91
First Federal Bank	0.86
One Florida Bank	0.84
Peoples Bank Of Graceville	0.74
Everbank, National Association	0.60
<b>Madison County Community Bank</b>	<b>0.52</b>
Bank Of Pensacola	0.30
The Warrington Bank	0.20

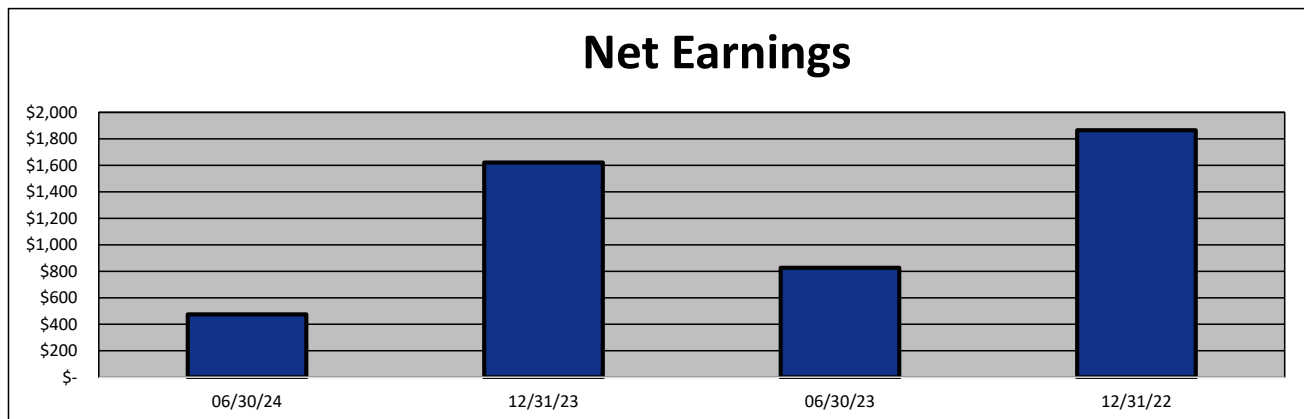
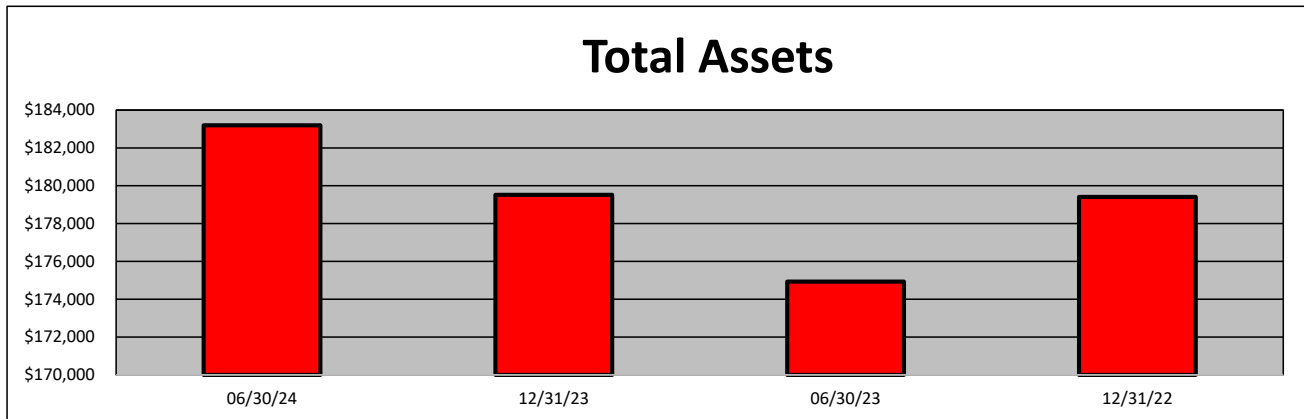
**EXECUTIVE SUMMARY - Madison County Community Bank  
(Percentage)**

Period Ending	06/30/24	12/31/23	06/30/23	12/31/22	State Avg.	Peer Avg.
<b>CAPITAL RATIOS</b>						
Equity/Assets	4.84	5.22	4.45	3.97	9.59	9.49
Leverage Ratio	8.93	8.96	8.97	8.48	10.67	10.61
Tier 1 Cap/Risk Based Assets	15.44	16.05	14.79	15.65	12.61	15.51
Risk Based Ratio	16.70	18.56	17.29	16.90	13.45	16.35
Common Equity Tier 1 Capital Ratio	15.44	16.05	14.79	15.65	12.57	15.51
<b>BALANCE SHEET RATIOS:</b>						
Loan/Deposit Ratio	49.24	50.54	52.92	45.69	75.33	64.12
Loans/Assets	44.92	44.62	48.62	43.57	63.16	55.30
Securities/Assets	35.70	36.67	37.88	40.52	19.74	26.92
<b>PROFITABILITY:</b>						
Return on Avg Assets	0.52	0.92	0.97	1.05	0.75	1.01
Return on Avg Equity	10.59	21.33	21.86	21.84	10.61	11.58
Nonint Income/Avg Assets	0.54	0.55	0.54	0.60	0.79	0.61
Net Overhead Ratio	2.39	1.98	1.99	1.63	2.14	2.04
Efficiency Ratio	81.29	67.21	65.62	61.01	72.23	68.41
Assets (per million) per Employee	5.09	4.99	5.83	6.19	10.25	8.43
<b>ASSET QUALITY:</b>						
Allowance/Loans	2.04	2.04	1.87	2.00	1.31	1.26
Nonperforming Loans/Total Loans	0.42	0.44	0.30	0.34	0.56	0.90
Nonperforming Assets/Total Assets	0.19	0.19	0.15	0.15	0.38	0.53
Adjusted Texas Ratio	3.30	3.17	2.71	3.07	4.10	4.67
<b>YIELDS &amp; COSTS:</b>						
Yield on earning assets	4.89	4.52	4.27	3.42	5.44	5.10
Cost of funds	2.23	1.72	1.32	0.48	3.03	2.41
Net interest margin	3.15	3.22	3.28	3.06	2.85	2.65
Avg Earning Assets/Avg Assets	96.22	98.37	99.32	97.27	95.94	95.43

**SELECTED FINANCIAL DATA - Madison County Community Bank**  
(Dollars in Thousands)

<b>As of:</b>	<b>06/30/24</b>	<b>12/31/23</b>	<b>06/30/23</b>	<b>12/31/22</b>	<b>\$ Change 12 MTHS</b>	<b>% Change 12 MTHS</b>
Total Assets	183,195	179,521	174,937	179,410	8,258	4.72
Cash and Equivalents	21,062	19,392	11,259	17,790	9,803	87.07
Securities	65,393	65,835	66,267	72,693	(874)	(1.32)
Loans, net	82,288	80,104	85,056	78,173	(2,768)	(3.25)
Deposit Accounts	167,122	158,490	160,714	171,108	6,408	3.99
Fed Funds & Repos	-	-	-	-	-	NA
Total Equity	8,870	9,366	7,781	7,125	1,089	14.00

<b>Period Ending</b>	<b>06/30/24</b>	<b>12/31/23</b>	<b>06/30/23</b>	<b>12/31/22</b>	<b>\$ Change 12 MTHS</b>	<b>% Change 12 MTHS</b>
Net Earnings	475	1,621	827	1,865	(352)	(42.56)
Interest Income	4,270	7,798	3,596	5,915	674	18.74
Interest Expense	1,518	2,240	836	622	682	81.58
Net Interest Income	2,752	5,558	2,760	5,293	(8)	(0.29)
Prov for Credit Losses	48	71	32	96	16	50.00
Noninterest income	486	956	457	1,059	29	6.35
Gain on Sale of Securities	-	(20)	(20)	-	20	(100.00)
Noninterest Expense	2,653	4,434	2,147	3,968	506	23.57
Net Operating Income	537	2,009	1,038	2,288	(501)	(48.27)
Income Taxes	62	343	175	423	(113)	(64.57)

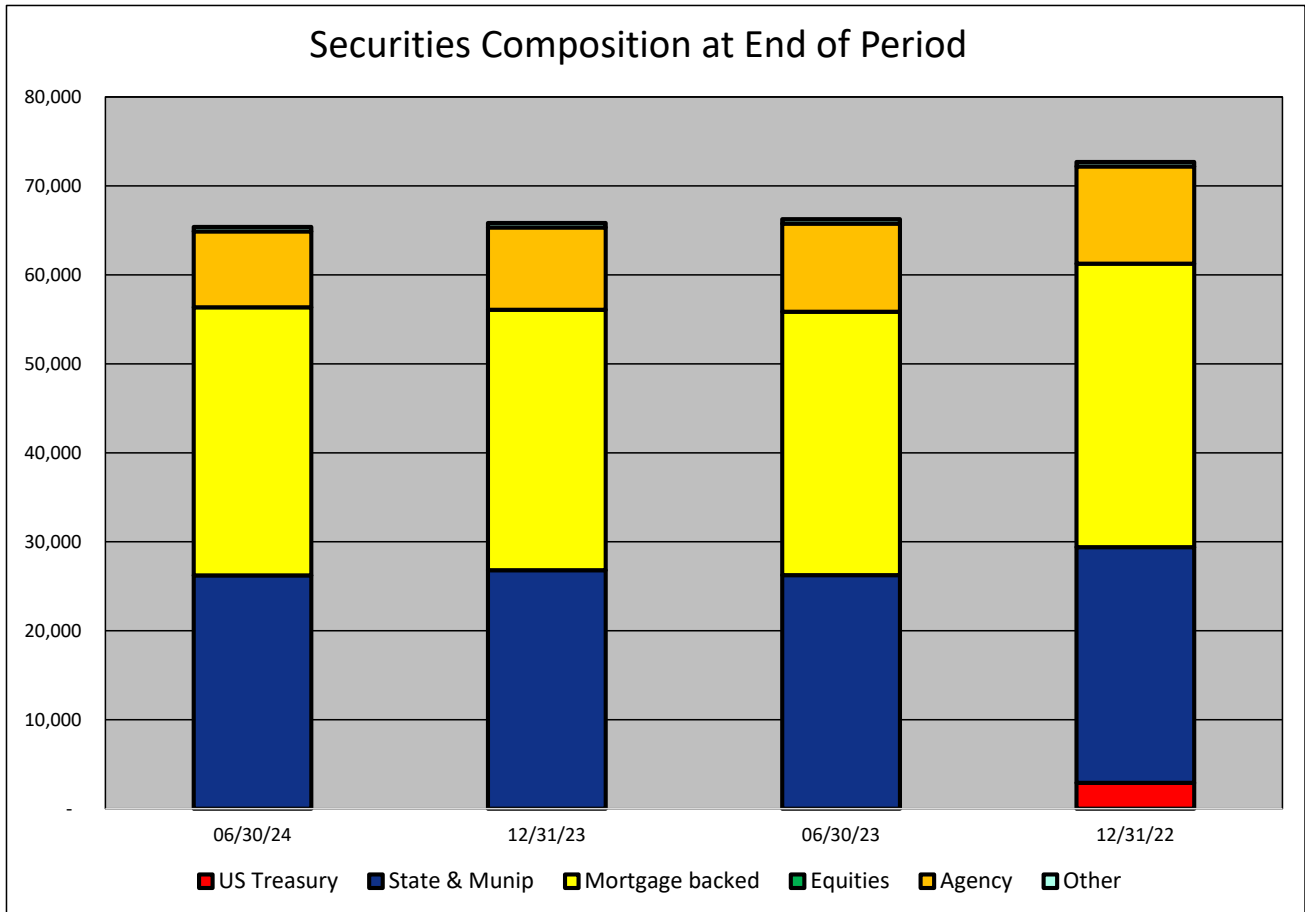


**SECURITIES COMPOSITION - Madison County Community Bank**  
(Dollars in Thousands)

As of:	06/30/24	12/31/23	06/30/23	12/31/22	\$ Change 12 MTHS	% Change 12 MTHS
--------	----------	----------	----------	----------	----------------------	---------------------

**SECURITIES CATEGORY:**

US Treasury	-	-	-	2,906	-	NA
State & Munip	26,230	26,804	26,250	26,486	(20)	(0.08)
Mortgage backed	30,129	29,271	29,601	31,867	528	1.78
Equities	-	-	-	-	-	NA
Agency	8,534	9,260	9,916	10,934	(1,382)	(13.94)
Other	500	500	500	500	-	-
<b>Total Securities</b>	<b>65,393</b>	<b>65,835</b>	<b>66,267</b>	<b>72,693</b>	<b>(874)</b>	<b>(1.32)</b>

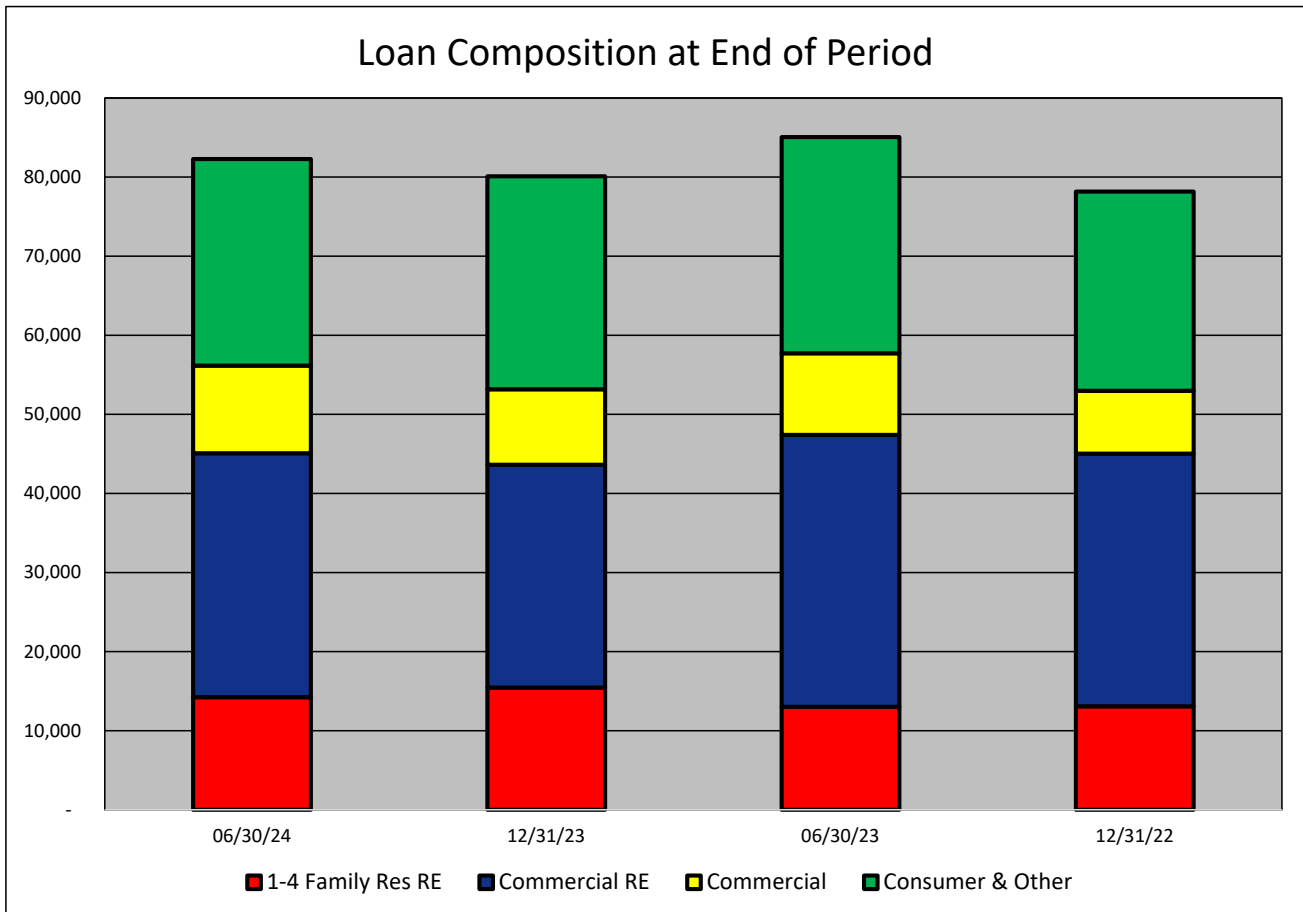


**LOAN PORTFOLIO COMPOSITION - Madison County Community Bank**  
(Dollars in Thousands)

As of:	06/30/24	12/31/23	06/30/23	12/31/22	\$ Change 12 MTHS	% Change 12 MTHS
--------	----------	----------	----------	----------	----------------------	---------------------

**LOAN CATEGORY:**

1-4 Family Res RE	14,231	15,454	13,028	13,085	1,203	9.23
Commercial RE	30,855	28,184	34,378	31,945	(3,523)	(10.25)
Commercial	11,069	9,532	10,315	7,954	754	7.31
Consumer & Other	26,133	26,934	27,335	25,189	(1,202)	(4.40)
<b>Loans, Net</b>	<b>82,288</b>	<b>80,104</b>	<b>85,056</b>	<b>78,173</b>	<b>(2,768)</b>	<b>(3.25)</b>



**LOAN PORTFOLIO QUALITY - Madison County Community Bank**  
(Dollars in Thousands)

As of:	06/30/24	12/31/23	06/30/23	12/31/22	\$ Change 12 MTHS	% Change 12 MTHS
--------	----------	----------	----------	----------	----------------------	---------------------

**ALLOWANCE FOR CREDIT LOSSES (LOANS):**

Beginning Balance	1,633	1,562	1,562	1,474	71	4.55
Total Recoveries	4	4	3	1	1	33.33
Total Charge-offs	7	4	4	9	3	75.00
Provision Expense	48	71	32	96	16	50.00
Writedown Transfer Loans HFS	-	-	-	-	-	NA
Adjustments	-	-	-	-	-	NA
Ending Balance	1,679	1,633	1,593	1,562	86	5.40

**NON-PERFORMING ASSETS:**

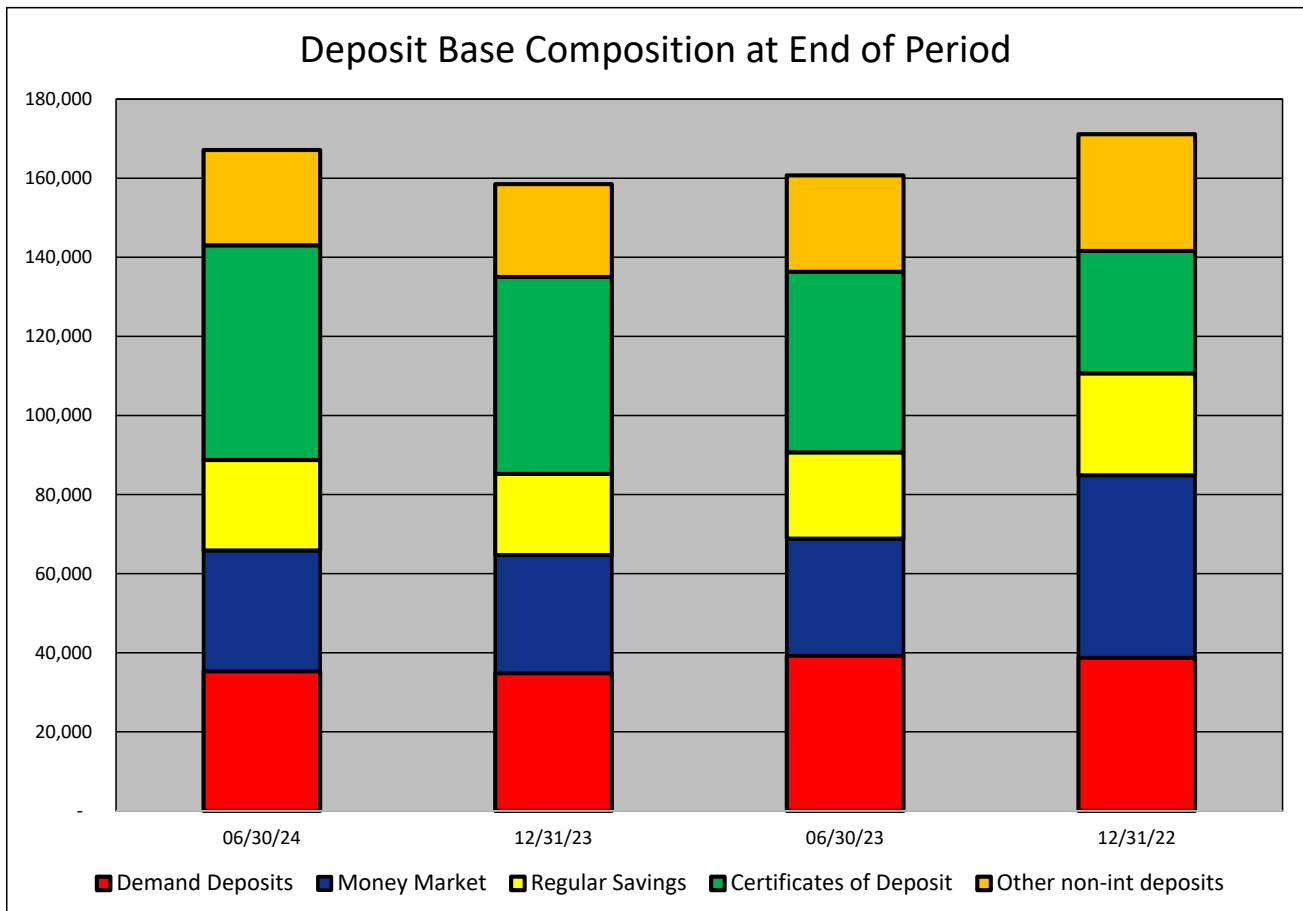
Total-90+ Days Past Due	-	-	-	-	-	NA
Total-Nonaccrual	348	349	254	267	94	37.01
Foreclosed Real Estate	-	-	-	-	-	NA
Total Non-perf Assets	348	349	254	267	94	37.01

**DEPOSIT BASE COMPOSITION - Madison County Community Bank**  
(Dollars in Thousands)

As of:	06/30/24	12/31/23	06/30/23	12/31/22	\$ Change 12 MTHS	% Change 12 MTHS
--------	----------	----------	----------	----------	----------------------	---------------------

**DEPOSIT BASE CATEGORY:**

Demand Deposits	35,317	34,816	39,252	38,744	(3,935)	(10.02)
Money Market	30,535	29,902	29,600	46,125	935	3.16
Regular Savings	22,891	20,485	21,834	25,775	1,057	4.84
Certificates of Deposit	54,288	49,840	45,662	30,973	8,626	18.89
Other non-int deposits	24,091	23,447	24,366	29,491	(275)	(1.13)
<b>Total Deposits</b>	<b>167,122</b>	<b>158,490</b>	<b>160,714</b>	<b>171,108</b>	<b>6,408</b>	<b>3.99</b>



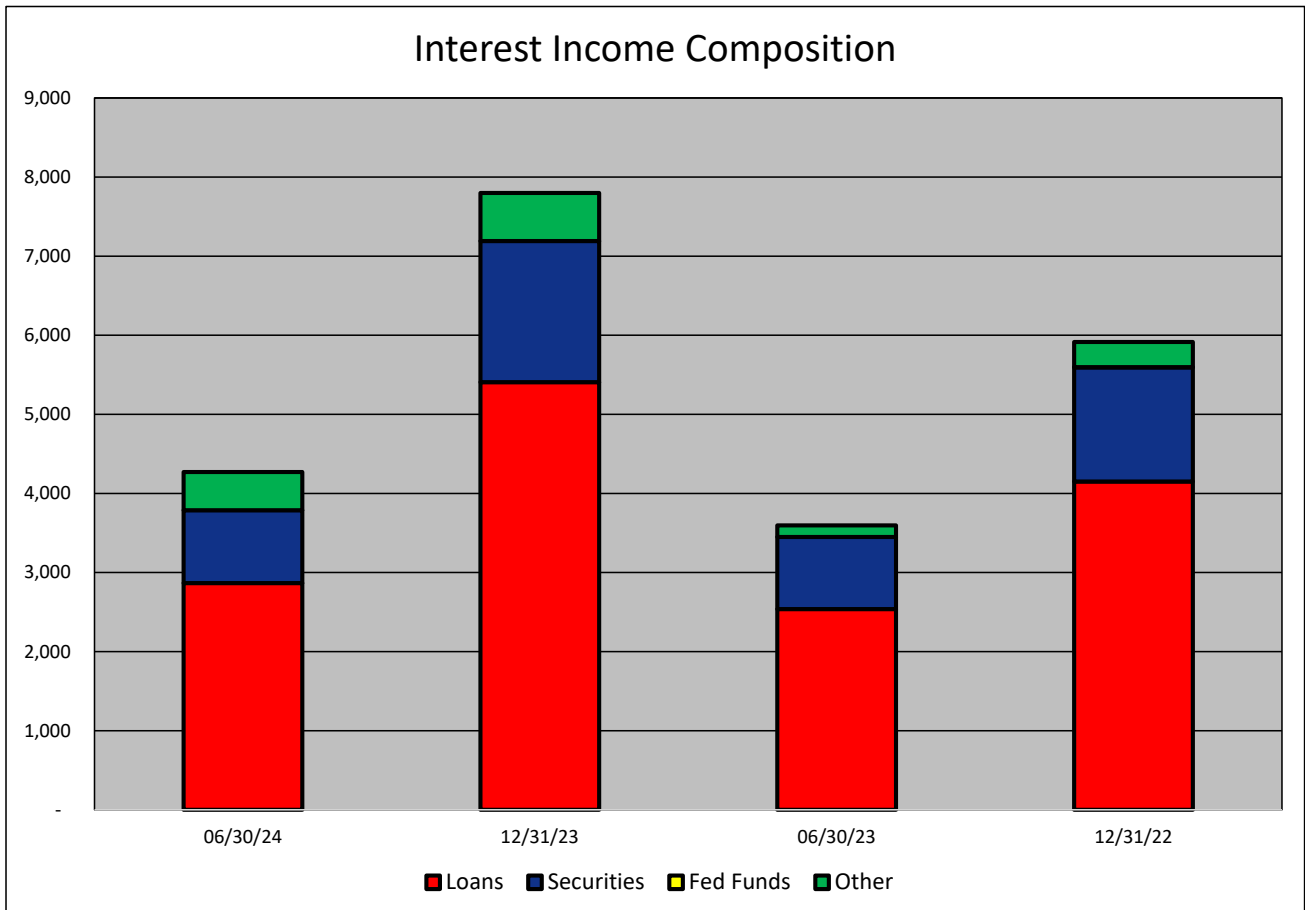


**INTEREST INCOME COMPOSITION- Madison County Community Bank**  
(Dollars in Thousands)

As of:	06/30/24	12/31/23	06/30/23	12/31/22	\$ Change 12 MTHS	% Change 12 MTHS
--------	----------	----------	----------	----------	----------------------	---------------------

**INTEREST INCOME CATEGORY**

Loans	2,867	5,406	2,538	4,151	329	12.96
Securities	920	1,785	912	1,444	8	0.88
Fed Funds	-	-	-	1	-	NA
Other	483	607	146	319	337	230.82
<b>Total Int Income</b>	<b>4,270</b>	<b>7,798</b>	<b>3,596</b>	<b>5,915</b>	<b>674</b>	<b>18.74</b>

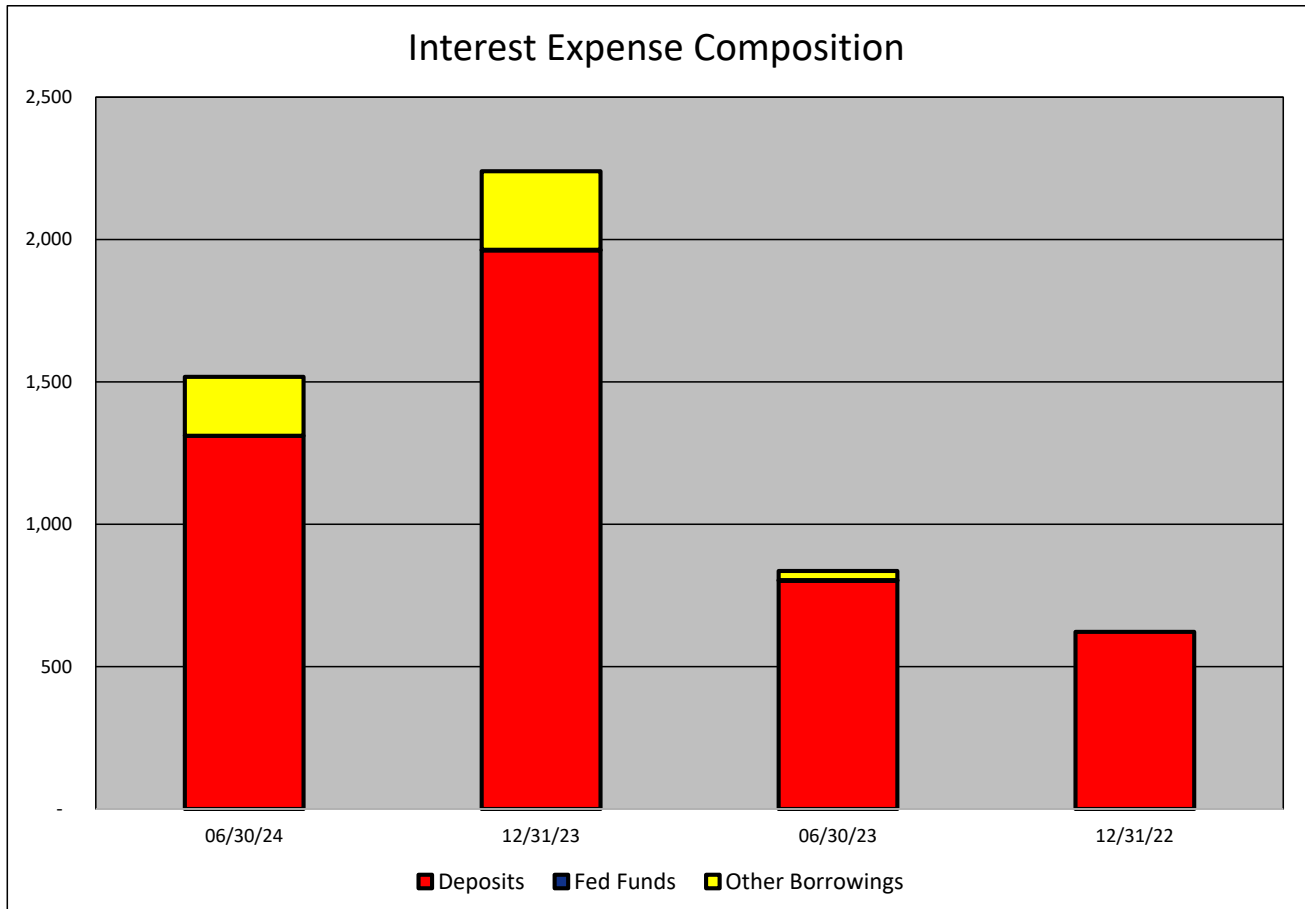


**INTEREST EXPENSE COMPOSITION- Madison County Community Bank**  
(Dollars in Thousands)

As of:	06/30/24	12/31/23	06/30/23	12/31/22	\$ Change 12 MTHS	% Change 12 MTHS
--------	----------	----------	----------	----------	----------------------	---------------------

**INTEREST EXPENSE CATEGORY**

Deposits	1,311	1,962	802	622	509	63.47
Fed Funds	-	2	2	-	(2)	(100.00)
Other Borrowings	207	276	32	-	175	546.88
<b>Total Int Expense</b>	<b>1,518</b>	<b>2,240</b>	<b>836</b>	<b>622</b>	<b>682</b>	<b>81.58</b>

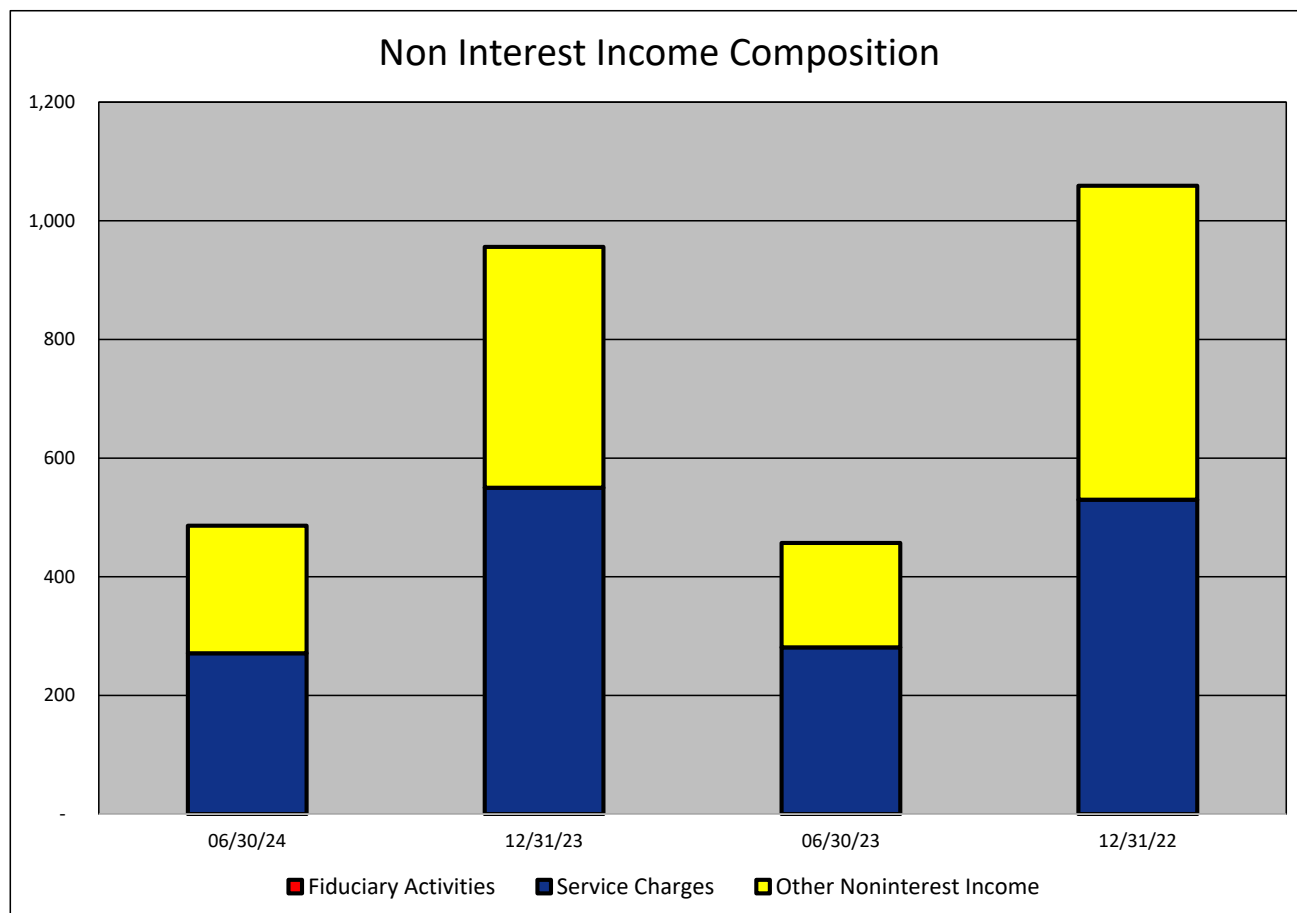


**NONINTEREST INCOME COMPOSITION- Madison County Community Bank**  
(Dollars in Thousands)

As of:	06/30/24	12/31/23	06/30/23	12/31/22	\$ Change 12 MTHS	% Change 12 MTHS
--------	----------	----------	----------	----------	----------------------	---------------------

**NONINTEREST INCOME CATEGORY**

Fiduciary Activities	-	-	-	-	-	NA
Service Charges	271	550	281	530	(10)	(3.56)
Other Noninterest Income	215	406	176	529	39	22.16
<b>Total Nonint. Income</b>	<b>486</b>	<b>956</b>	<b>457</b>	<b>1,059</b>	<b>29</b>	<b>6.35</b>

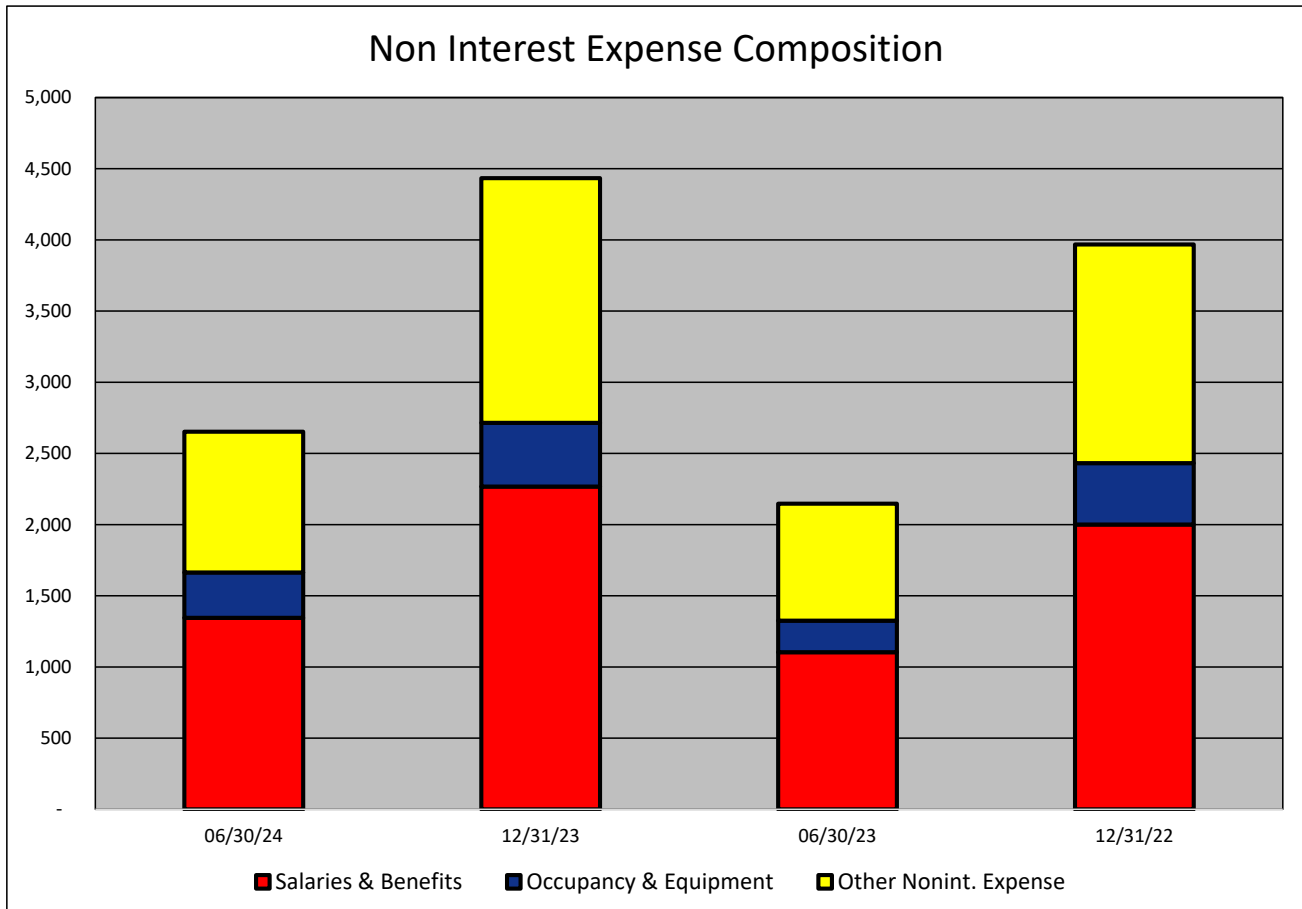


**NONINTEREST EXPENSE COMPOSITION- Madison County Community Bank**  
(Dollars in Thousands)

As of:	06/30/24	12/31/23	06/30/23	12/31/22	\$ Change 12 MTHS	% Change 12 MTHS
--------	----------	----------	----------	----------	----------------------	---------------------

**NONINTEREST EXPENSE CATEGORY**

Salaries & Benefits	1,345	2,267	1,104	2,001	241	21.83
Occupancy & Equipment	319	448	221	431	98	44.34
Other Nonint. Expense	989	1,719	822	1,536	167	20.32
<b>Total Nonint. Expense</b>	<b>2,653</b>	<b>4,434</b>	<b>2,147</b>	<b>3,968</b>	<b>506</b>	<b>23.57</b>



**PEER GROUP COMPARISONS REPORT**  
*North Florida Group*

BALANCE SHEET

Institution name	Total Assets \$000		% Change in Assets
	This Year	Last Year	
One Florida Bank	1,792,476	1,547,417	<b>15.84</b>
Dlp Bank	270,888	242,287	<b>11.80</b>
Lafayette State Bank	223,927	201,284	<b>11.25</b>
Intracoastal Bank	541,595	491,824	<b>10.12</b>
Prime Meridian Bank	893,283	820,921	<b>8.81</b>
First Federal Bank	4,185,394	3,853,237	<b>8.62</b>
Everbank, National Association	39,445,857	36,454,143	<b>8.21</b>
Florida Capital Bank, National Association	555,652	522,061	<b>6.43</b>
Fnbt Bank	596,551	568,069	<b>5.01</b>
Pnb Community Bank	156,683	149,226	<b>5.00</b>
Madison County Community Bank	183,195	174,937	<b>4.72</b>
First National Bank Northwest Florida	175,755	169,191	<b>3.88</b>
Bank Of Pensacola	147,302	144,514	<b>1.93</b>
Peoples Bank Of Graceville	117,782	119,702	<b>(1.60)</b>
Capital City Bank	4,219,288	4,393,763	<b>(3.97)</b>
The Warrington Bank	179,539	187,536	<b>(4.26)</b>

<b>Select Peer Average</b>	<b>3,355,323</b>	<b>3,127,507</b>	<b>5.74</b>
----------------------------	------------------	------------------	-------------

**PEER GROUP COMPARISONS REPORT**  
*North Florida Group*

BALANCE SHEET

Institution name	Total Loans \$'000		% Change in Loans
	This Year	Last Year	
Dlp Bank	97,139	75,025	<b>29.48</b>
First Federal Bank	1,373,114	1,098,512	<b>25.00</b>
Fnbt Bank	260,879	219,005	<b>19.12</b>
Florida Capital Bank, National Association	479,361	411,611	<b>16.46</b>
Intracoastal Bank	397,065	345,936	<b>14.78</b>
One Florida Bank	1,317,792	1,181,244	<b>11.56</b>
Prime Meridian Bank	695,549	626,087	<b>11.09</b>
Bank Of Pensacola	68,785	62,995	<b>9.19</b>
Peoples Bank Of Graceville	40,512	38,211	<b>6.02</b>
The Warrington Bank	53,787	51,439	<b>4.56</b>
Pnb Community Bank	111,992	108,225	<b>3.48</b>
Lafayette State Bank	144,934	140,506	<b>3.15</b>
Everbank, National Association	28,122,479	28,254,999	<b>(0.47)</b>
Capital City Bank	2,714,245	2,734,911	<b>(0.76)</b>
First National Bank Northwest Florida	59,120	60,399	<b>(2.12)</b>
Madison County Community Bank	82,288	85,056	<b>(3.25)</b>

<b>Select Peer Average</b>	2,251,190	2,218,385	9.21
----------------------------	-----------	-----------	------

**PEER GROUP COMPARISONS REPORT**  
*North Florida Group*

**CAPITAL RATIOS**  
For the six months June 30, 2024

Institution name	Equity/ Assets	Leverage Ratio	Tier 1 Risk- based Ratio	Risk based Capital Ratio	Common Equity Tier 1 Capital Ratio
First National Bank Northwest Florida	15.49	<b>15.66</b>	51.49	52.75	51.49
The Warrington Bank	15.46	<b>15.11</b>	0.00	0.00	0.00
Dlp Bank	16.08	<b>13.92</b>	0.00	0.00	0.00
Fnbt Bank	11.09	<b>11.35</b>	24.62	25.87	24.62
Florida Capital Bank, National Association	10.55	<b>11.05</b>	14.49	15.74	14.49
Peoples Bank Of Graceville	5.08	<b>10.39</b>	29.43	30.44	29.43
Prime Meridian Bank	9.27	<b>10.32</b>	13.29	14.09	13.29
Intracoastal Bank	5.80	<b>9.54</b>	10.82	12.06	10.82
First Federal Bank	8.04	<b>9.36</b>	17.22	17.57	17.22
Capital City Bank	10.78	<b>9.35</b>	14.51	15.70	14.51
Pnb Community Bank	7.61	<b>9.34</b>	0.00	0.00	0.00
Everbank, National Association	9.12	<b>9.13</b>	13.52	14.44	13.52
One Florida Bank	8.17	<b>9.07</b>	10.20	10.92	10.20
<b>Madison County Community Bank</b>	<b>4.84</b>	<b>8.93</b>	<b>15.44</b>	<b>16.70</b>	<b>15.44</b>
Bank Of Pensacola	8.47	<b>8.78</b>	21.07	22.00	21.07
Lafayette State Bank	5.93	<b>8.51</b>	12.05	13.30	12.05

<b>Select Peer Average</b>	9.49	10.61	15.51	16.35	15.51
----------------------------	------	-------	-------	-------	-------

**PEER GROUP COMPARISONS REPORT**  
*North Florida Group*

**BALANCE SHEET RATIOS**  
For the six months June 30, 2024

Institution name	Loans/ Deposits	Gross Loans/ Assets	Securities/ Assets
Florida Capital Bank, National Association	<b>108.47</b>	86.27	2.21
Everbank, National Association	<b>95.93</b>	71.29	25.04
Prime Meridian Bank	<b>87.83</b>	77.86	12.66
One Florida Bank	<b>81.17</b>	73.52	5.20
Intracoastal Bank	<b>81.07</b>	73.31	21.87
Pnb Community Bank	<b>78.39</b>	71.48	17.73
Capital City Bank	<b>73.67</b>	64.33	20.99
Lafayette State Bank	<b>69.78</b>	64.72	14.80
Bank Of Pensacola	<b>53.18</b>	46.70	44.53
Fnbt Bank	<b>49.52</b>	43.73	20.68
<b>Madison County Community Bank</b>	<b>49.24</b>	<b>44.92</b>	<b>35.70</b>
Dlp Bank	<b>42.88</b>	35.86	25.17
First National Bank Northwest Florida	<b>40.07</b>	33.64	5.15
The Warrington Bank	<b>39.42</b>	29.96	66.63
First Federal Bank	<b>38.89</b>	32.81	54.72
Peoples Bank Of Graceville	<b>36.45</b>	34.40	57.59

<b>Select Peer Average</b>	<b>64.12</b>	<b>55.30</b>	<b>26.92</b>
----------------------------	--------------	--------------	--------------



**PEER GROUP COMPARISONS REPORT**  
*North Florida Group*

**PROFITABILITY RATIOS**  
For the six months June 30, 2024

Institution name	Avg Total Assets (\$000)	Return on Avg Assets	Return on Avg Equity
First National Bank Northwest Florida	176,032	<b>2.47</b>	16.65
Fnbt Bank	580,523	<b>2.24</b>	20.09
Capital City Bank	4,257,568	<b>1.29</b>	12.24
Intracoastal Bank	525,996	<b>1.11</b>	19.12
Lafayette State Bank	217,018	<b>1.06</b>	19.90
Pnb Community Bank	157,864	<b>1.06</b>	14.55
Dlp Bank	240,148	<b>1.02</b>	5.74
Florida Capital Bank, National Association	534,420	<b>0.95</b>	8.86
Prime Meridian Bank	868,248	<b>0.91</b>	9.77
First Federal Bank	4,220,316	<b>0.86</b>	11.28
One Florida Bank	1,701,537	<b>0.84</b>	10.08
Peoples Bank Of Graceville	116,665	<b>0.74</b>	15.34
Everbank, National Association	37,624,091	<b>0.60</b>	6.39
<b>Madison County Community Bank</b>	<b>181,325</b>	<b>0.52</b>	<b>10.59</b>
Bank Of Pensacola	142,124	<b>0.30</b>	3.41
The Warrington Bank	184,040	<b>0.20</b>	1.33

<b>Select Peer Average</b>	<b>3,232,995</b>	<b>1.01</b>	<b>11.58</b>
----------------------------	------------------	-------------	--------------

**PEER GROUP COMPARISONS REPORT**  
*North Florida Group*

**PROFITABILITY RATIOS**  
For the six months June 30, 2024

Institution name	Noninterest Income/AA	Net Overhead Ratio	Efficiency Ratio	Assets (per million) per Employee
First National Bank Northwest Florida	0.09	1.67	<b>41.59</b>	7.03
Fnbt Bank	1.01	1.53	<b>53.20</b>	8.06
One Florida Bank	0.12	1.72	<b>60.55</b>	11.34
Prime Meridian Bank	0.28	1.99	<b>62.78</b>	7.91
Intracoastal Bank	0.17	1.81	<b>65.14</b>	11.77
Everbank, National Association	0.21	1.47	<b>65.77</b>	25.16
Peoples Bank Of Graceville	0.27	1.35	<b>67.73</b>	9.06
Capital City Bank	1.69	1.99	<b>68.03</b>	5.48
Lafayette State Bank	0.96	2.61	<b>68.25</b>	4.87
Pnb Community Bank	0.34	2.97	<b>69.91</b>	3.92
First Federal Bank	1.29	1.54	<b>71.57</b>	6.69
Florida Capital Bank, National Association	1.65	2.31	<b>72.60</b>	4.75
Dlp Bank	0.72	3.77	<b>74.29</b>	7.52
<b>Madison County Community Bank</b>	<b>0.54</b>	<b>2.39</b>	<b>81.29</b>	<b>5.09</b>
Bank Of Pensacola	0.20	1.70	<b>83.23</b>	10.52
The Warrington Bank	0.25	1.81	<b>88.59</b>	5.79

<b>Select Peer Average</b>	0.61	2.04	68.41	8.43
----------------------------	------	------	-------	------

**PEER GROUP COMPARISONS REPORT**  
*North Florida Group*

**ASSET QUALITY RATIOS**  
For the six months June 30, 2024

Institution name	Allowance/ Loans	Nonperf Loans/ Total Loans	Nonperf Assets/ Total Assets	Adjusted Texas Ratio
Bank Of Pensacola	0.80	0.00	<b>0.00</b>	0.00
First National Bank Northwest Florida	2.07	0.00	<b>0.00</b>	0.00
Peoples Bank Of Graceville	0.93	0.01	<b>0.00</b>	0.06
The Warrington Bank	0.99	0.00	<b>0.00</b>	0.00
Fnbt Bank	1.77	0.01	<b>0.01</b>	0.05
One Florida Bank	0.82	0.02	<b>0.02</b>	0.19
Capital City Bank	1.08	0.20	<b>0.15</b>	1.56
<b>Madison County Community Bank</b>	<b>2.04</b>	<b>0.42</b>	<b>0.19</b>	<b>3.30</b>
Florida Capital Bank, National Association	1.25	0.30	<b>0.26</b>	1.28
Prime Meridian Bank	0.76	0.44	<b>0.34</b>	3.44
Lafayette State Bank	1.74	1.01	<b>0.65</b>	9.26
First Federal Bank	0.62	3.32	<b>1.09</b>	2.69
Pnb Community Bank	1.25	1.28	<b>1.31</b>	15.41
Intracoastal Bank	1.36	1.86	<b>1.36</b>	20.01
Everbank, National Association	0.83	1.88	<b>1.37</b>	3.82
Dlp Bank	1.90	3.67	<b>1.68</b>	13.61

<b>Select Peer Average</b>	1.26	0.90	0.53	4.67
----------------------------	------	------	------	------

**PEER GROUP COMPARISONS REPORT**  
*North Florida Group*

**STATEMENT OF CONDITION (% OF ASSETS)**  
**For the six months June 30, 2024**

Institution name	Cash & Nointerest bearing Deps	Interest- bearing Bal	Fed Funds Sold & Repos	Held to Maturity Secs	Available for Sale Secs
Lafayette State Bank	<b>4.32</b>	11.27	0.00	0.00	14.80
Bank Of Pensacola	<b>4.31</b>	3.37	0.00	44.53	0.00
The Warrington Bank	<b>2.36</b>	0.09	0.00	66.63	0.00
Pnb Community Bank	<b>2.10</b>	4.37	2.02	0.00	17.73
Capital City Bank	<b>1.78</b>	6.46	0.00	13.82	7.18
<b>Madison County Community Bank</b>	<b>1.58</b>	<b>9.92</b>	<b>0.00</b>	<b>0.00</b>	<b>35.70</b>
Prime Meridian Bank	<b>1.41</b>	1.12	3.17	1.49	11.17
Florida Capital Bank, National Association	<b>1.36</b>	6.72	0.00	0.00	2.21
Dlp Bank	<b>1.09</b>	26.52	4.03	0.00	25.17
First National Bank Northwest Florida	<b>0.89</b>	59.83	0.11	3.91	1.24
Peoples Bank Of Graceville	<b>0.78</b>	6.42	0.00	43.80	13.79
One Florida Bank	<b>0.77</b>	19.57	0.00	0.00	5.20
Intracoastal Bank	<b>0.76</b>	1.19	0.00	0.00	21.87
First Federal Bank	<b>0.67</b>	1.18	0.00	0.00	54.72
Fnbt Bank	<b>0.53</b>	33.25	0.00	20.68	0.00
Everbank, National Association	<b>0.12</b>	1.45	0.00	0.07	24.93

<b>Select Peer Average</b>	<b>1.55</b>	<b>12.05</b>	<b>0.58</b>	<b>12.18</b>	<b>14.73</b>
----------------------------	-------------	--------------	-------------	--------------	--------------

**PEER GROUP COMPARISONS REPORT**  
*North Florida Group*

**STATEMENT OF CONDITION (% OF ASSETS)**  
For the six months June 30, 2024

Institution name	Net Loans & Leases	Premises & Fixed Assets	Total Real Estate Owned	Intangible Assets
Prime Meridian Bank	76.66	1.09	0.00	0.00
Florida Capital Bank, National Association	74.80	0.26	0.00	0.01
One Florida Bank	72.92	0.56	0.00	0.00
Intracoastal Bank	72.32	1.04	0.00	0.00
Everbank, National Association	70.70	0.11	0.02	0.01
Pnb Community Bank	70.59	1.50	0.39	0.00
Lafayette State Bank	63.60	2.22	0.00	0.00
Capital City Bank	63.07	2.53	0.02	2.13
Bank Of Pensacola	46.32	0.76	0.00	0.00
Madison County Community Bank	44.00	4.59	0.00	0.00
Fnbt Bank	42.50	1.82	0.00	0.00
Dlp Bank	35.18	1.46	0.37	4.41
Peoples Bank Of Graceville	34.07	0.15	0.00	0.00
First National Bank Northwest Florida	32.94	0.48	0.00	0.01
The Warrington Bank	29.66	0.59	0.00	0.00
First Federal Bank	29.22	0.93	0.00	4.83

<b>Select Peer Average</b>	53.66	1.26	0.05	0.71
----------------------------	-------	------	------	------

**PEER GROUP COMPARISONS REPORT**  
*North Florida Group*

**STATEMENT OF CONDITION (% OF TOTAL FUNDING SOURCES)**  
**For the six months June 30, 2024**

Institution name	Non Interest Bearing Deps	Interest Bearing Deps	Total Deps	Total Fed Funds & Repos	Other Borrowed Money
Florida Capital Bank, National Association	<b>57.88</b>	31.72	89.60	0.00	10.40
Dlp Bank	<b>56.24</b>	43.76	100.00	0.00	0.00
Bank Of Pensacola	<b>44.10</b>	52.18	96.28	3.72	0.00
Capital City Bank	<b>41.79</b>	56.79	98.58	0.60	0.82
Lafayette State Bank	<b>39.49</b>	60.51	100.00	0.00	0.00
Prime Meridian Bank	<b>25.81</b>	72.59	98.40	0.00	1.60
Pnb Community Bank	<b>25.60</b>	74.40	100.00	0.00	0.00
The Warrington Bank	<b>24.96</b>	65.19	90.15	0.60	9.25
Fnbt Bank	<b>24.81</b>	75.19	100.00	0.00	0.00
First National Bank Northwest Florida	<b>23.57</b>	76.43	100.00	0.00	0.00
One Florida Bank	<b>23.42</b>	75.66	99.08	0.00	0.92
Peoples Bank Of Graceville	<b>21.32</b>	78.68	100.00	0.00	0.00
Intracoastal Bank	<b>21.07</b>	75.96	97.03	0.00	2.97
<b>Madison County Community Bank</b>	<b>20.52</b>	<b>76.58</b>	<b>97.10</b>	<b>0.00</b>	<b>2.90</b>
First Federal Bank	<b>7.81</b>	85.24	93.05	0.00	6.95
Everbank, National Association	<b>3.71</b>	79.57	83.28	0.00	16.72

<b>Select Peer Average</b>	<b>28.88</b>	<b>67.53</b>	<b>96.41</b>	<b>0.31</b>	<b>3.28</b>
----------------------------	--------------	--------------	--------------	-------------	-------------

**PEER GROUP COMPARISONS REPORT**  
*North Florida Group*

**YIELDS, COSTS & SPREADS - ASSET YIELDS**  
For the six months June 30, 2024

Institution name	Yield on Earning Assets	Cost of Funds	Net Interest Margin	Avg Earning Assets/AA
Dlp Bank	6.13	0.44	<b>5.92</b>	89.77
Pnb Community Bank	5.43	1.17	<b>4.66</b>	94.26
Lafayette State Bank	5.77	2.14	<b>4.47</b>	94.86
First National Bank Northwest Florida	6.19	2.59	<b>4.43</b>	93.69
Capital City Bank	4.91	1.04	<b>4.05</b>	91.46
Florida Capital Bank, National Association	5.32	4.71	<b>3.94</b>	96.50
Fnbt Bank	5.63	2.78	<b>3.84</b>	97.86
Prime Meridian Bank	5.51	2.85	<b>3.50</b>	95.40
<b>Madison County Community Bank</b>	<b>4.89</b>	<b>2.23</b>	<b>3.15</b>	<b>96.22</b>
Intracoastal Bank	5.20	2.97	<b>2.97</b>	96.49
First Federal Bank	5.23	2.36	<b>2.97</b>	89.12
One Florida Bank	5.62	3.85	<b>2.96</b>	98.35
Everbank, National Association	5.66	3.86	<b>2.35</b>	99.28
Bank Of Pensacola	3.18	1.90	<b>2.13</b>	97.42
The Warrington Bank	2.87	1.16	<b>2.13</b>	97.63
Peoples Bank Of Graceville	3.98	2.48	<b>2.12</b>	98.56

<b>Select Peer Average</b>	5.10	2.41	2.65	95.43
----------------------------	------	------	------	-------