

# Intracoastal Bank

Palm Coast, FL

Established  
6/16/2008

## Florida Bank and Thrift Performance Report

### Table of Contents

<b>Title</b>	<b>Page</b>
PEER GROUP POSITION	1
EXECUTIVE SUMMARY	2
SELECTED FINANCIAL DATA	3
SECURITIES COMPOSITION	4
LOAN PORTFOLIO COMPOSITION	5
LOAN PORTFOLIO QUALITY	6
DEPOSIT BASE COMPOSITION	7
INTEREST INCOME COMPOSITION	8
INTEREST EXPENSE COMPOSITION	9
NONINTEREST INCOME COMPOSITION	10
NONINTEREST EXPENSE COMPOSITION	11
PEER GROUP COMPARISONS REPORT	12-22

---

#### FLORIDA BANKING TEAM

Ted Hacker, Steve Kania, Robert Brink, David Ajvazi, Erica Hines, Sacha Widmaier, Anthony Hagbartsen, Madeline Bogumil, Lauren Klindt, Phillip Berdeguer, Andrew Joyce, Mai Tran, Meranda Joseph, Patricia Romero, Vanessa Hossler, Adam McCord, Allyson Wiitala, Jacob Ingram, Adam McCord, Rachel Jean, Brendan Yosko, Martha Zubia, Stephanie Flores, Joshua Koelsch, Krishna Reddy, Jacob Frantzen, Sander Ocasio, Brian Katz, Nicholas Singh, Martin Gonzalez

Information contained herein was obtained from FIS is believed to be reliable however, accuracy is not guaranteed and all peer and state averages are simple averages.

**PEER GROUP POSITION**

For the

*North Florida Group*

**For the six months June 30, 2024**

Institution name	Total Assets (\$'000's)
Everbank, National Association	39,445,857
Capital City Bank	4,219,288
First Federal Bank	4,185,394
One Florida Bank	1,792,476
Prime Meridian Bank	893,283
Fnbt Bank	596,551
Florida Capital Bank, National Association	555,652
<b>Intracoastal Bank</b>	<b>541,595</b>
Dlp Bank	270,888
Lafayette State Bank	223,927
Madison County Community Bank	183,195
The Warrington Bank	179,539
First National Bank Northwest Florida	175,755
Pnb Community Bank	156,683
Bank Of Pensacola	147,302
Peoples Bank Of Graceville	117,782

Institution name	Return on Avg Assets (%)
First National Bank Northwest Florida	2.47
Fnbt Bank	2.24
Capital City Bank	1.29
<b>Intracoastal Bank</b>	<b>1.11</b>
Lafayette State Bank	1.06
Pnb Community Bank	1.06
Dlp Bank	1.02
Florida Capital Bank, National Association	0.95
Prime Meridian Bank	0.91
First Federal Bank	0.86
One Florida Bank	0.84
Peoples Bank Of Graceville	0.74
Everbank, National Association	0.60
Madison County Community Bank	0.52
Bank Of Pensacola	0.30
The Warrington Bank	0.20

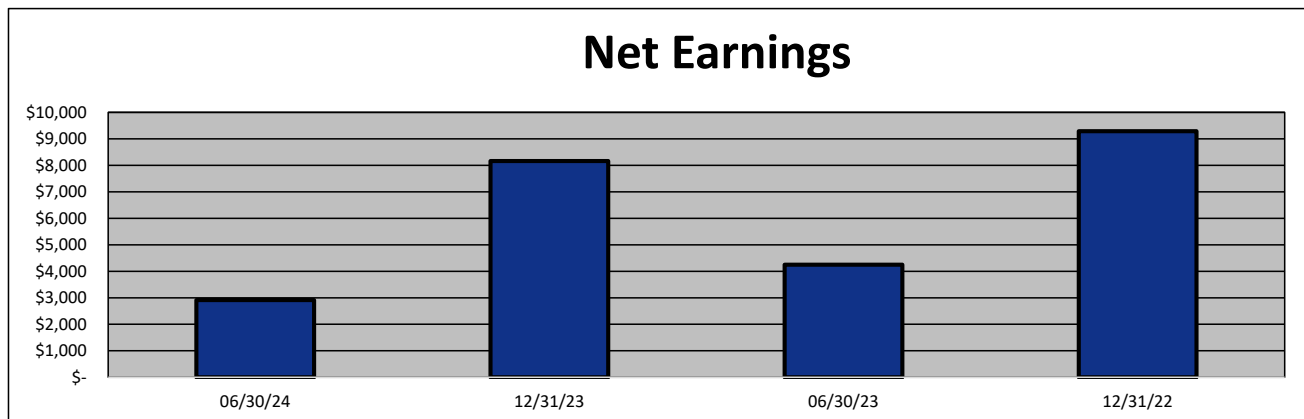
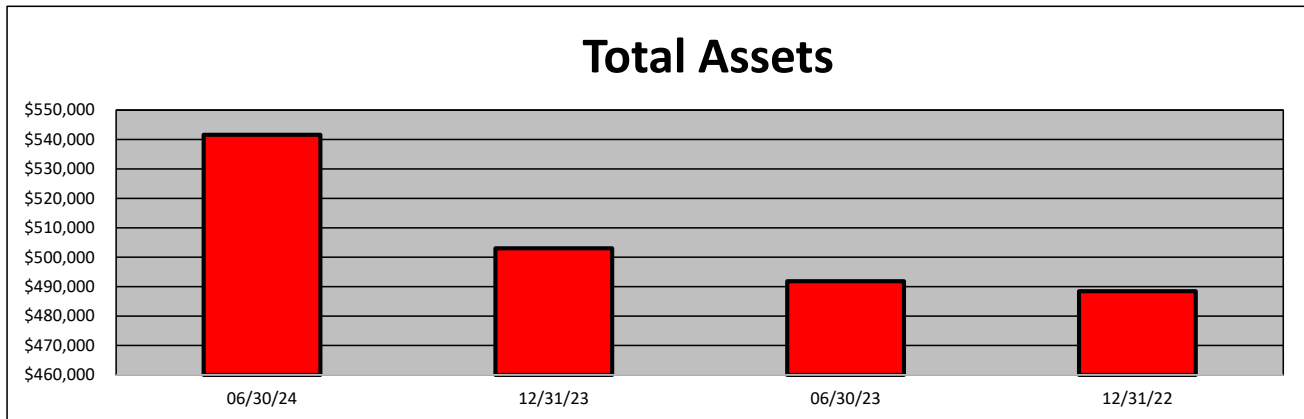
**EXECUTIVE SUMMARY - Intracoastal Bank**  
(Percentage)

Period Ending	06/30/24	12/31/23	06/30/23	12/31/22	State Avg.	Peer Avg.
<b>CAPITAL RATIOS</b>						
Equity/Assets	5.80	6.05	5.08	5.04	9.59	9.49
Leverage Ratio	9.54	10.10	9.48	9.15	10.67	10.61
Tier 1 Cap/Risk Based Assets	10.82	11.18	10.61	11.29	12.61	15.51
Risk Based Ratio	12.06	12.43	11.86	12.54	13.45	16.35
Common Equity Tier 1 Capital Ratio	10.82	11.18	10.61	11.29	12.57	15.51
<b>BALANCE SHEET RATIOS:</b>						
Loan/Deposit Ratio	81.07	81.03	78.23	72.36	75.33	64.12
Loans/Assets	73.31	71.75	70.34	68.05	63.16	55.30
Securities/Assets	21.87	24.46	25.90	26.83	19.74	26.92
<b>PROFITABILITY:</b>						
Return on Avg Assets	1.11	1.65	1.74	1.76	0.75	1.01
Return on Avg Equity	19.12	31.52	33.29	31.45	10.61	11.58
Nonint Income/Avg Assets	0.17	0.20	0.20	0.17	0.79	0.61
Net Overhead Ratio	1.81	1.80	1.86	1.71	2.14	2.04
Efficiency Ratio	65.14	54.81	53.52	50.11	72.23	68.41
Assets (per million) per Employee	11.77	10.70	10.93	11.91	10.25	8.43
<b>ASSET QUALITY:</b>						
Allowance/Loans	1.36	1.45	1.51	1.56	1.31	1.26
Nonperforming Loans/Total Loans	1.86	0.01	0.01	0.00	0.56	0.90
Nonperforming Assets/Total Assets	1.36	0.01	0.01	0.00	0.38	0.53
Adjusted Texas Ratio	20.01	0.10	0.12	0.00	4.10	4.67
<b>YIELDS &amp; COSTS:</b>						
Yield on earning assets	5.20	4.92	4.71	3.85	5.44	5.10
Cost of funds	2.97	2.02	1.57	0.37	3.03	2.41
Net interest margin	2.97	3.52	3.67	3.62	2.85	2.65
Avg Earning Assets/Avg Assets	96.49	97.90	99.22	98.61	95.94	95.43

**SELECTED FINANCIAL DATA - Intracoastal Bank**  
(Dollars in Thousands)

<b>As of:</b>	<b>06/30/24</b>	<b>12/31/23</b>	<b>06/30/23</b>	<b>12/31/22</b>	<b>\$ Change 12 MTHS</b>	<b>% Change 12 MTHS</b>
Total Assets	541,595	503,031	491,824	488,470	49,771	10.12
Cash and Equivalents	10,542	3,652	3,896	11,112	6,646	170.59
Securities	118,430	123,057	127,387	131,057	(8,957)	(7.03)
Loans, net	397,065	360,944	345,936	332,383	51,129	14.78
Deposit Accounts	489,768	445,454	442,222	459,373	47,546	10.75
Fed Funds & Repos	-	2,000	9,300	-	(9,300)	(100.00)
Total Equity	31,434	30,419	24,989	24,631	6,445	25.79

<b>Period Ending</b>	<b>06/30/24</b>	<b>12/31/23</b>	<b>06/30/23</b>	<b>12/31/22</b>	<b>\$ Change 12 MTHS</b>	<b>% Change 12 MTHS</b>
Net Earnings	2,915	8,163	4,250	9,287	(1,335)	(31.41)
Interest Income	13,198	23,845	11,455	20,089	1,743	15.22
Interest Expense	5,656	6,821	2,541	1,246	3,115	122.59
Net Interest Income	7,542	17,024	8,914	18,843	(1,372)	(15.39)
Prov for Credit Losses	159	89	69	543	90	130.43
Noninterest income	449	983	489	898	(40)	(8.18)
Gain on Sale of Securities	-	-	-	-	-	NA
Noninterest Expense	5,213	9,885	5,040	9,911	173	3.43
Net Operating Income	2,619	8,033	4,294	9,287	(1,675)	(39.01)
Income Taxes	-	-	-	-	-	NA

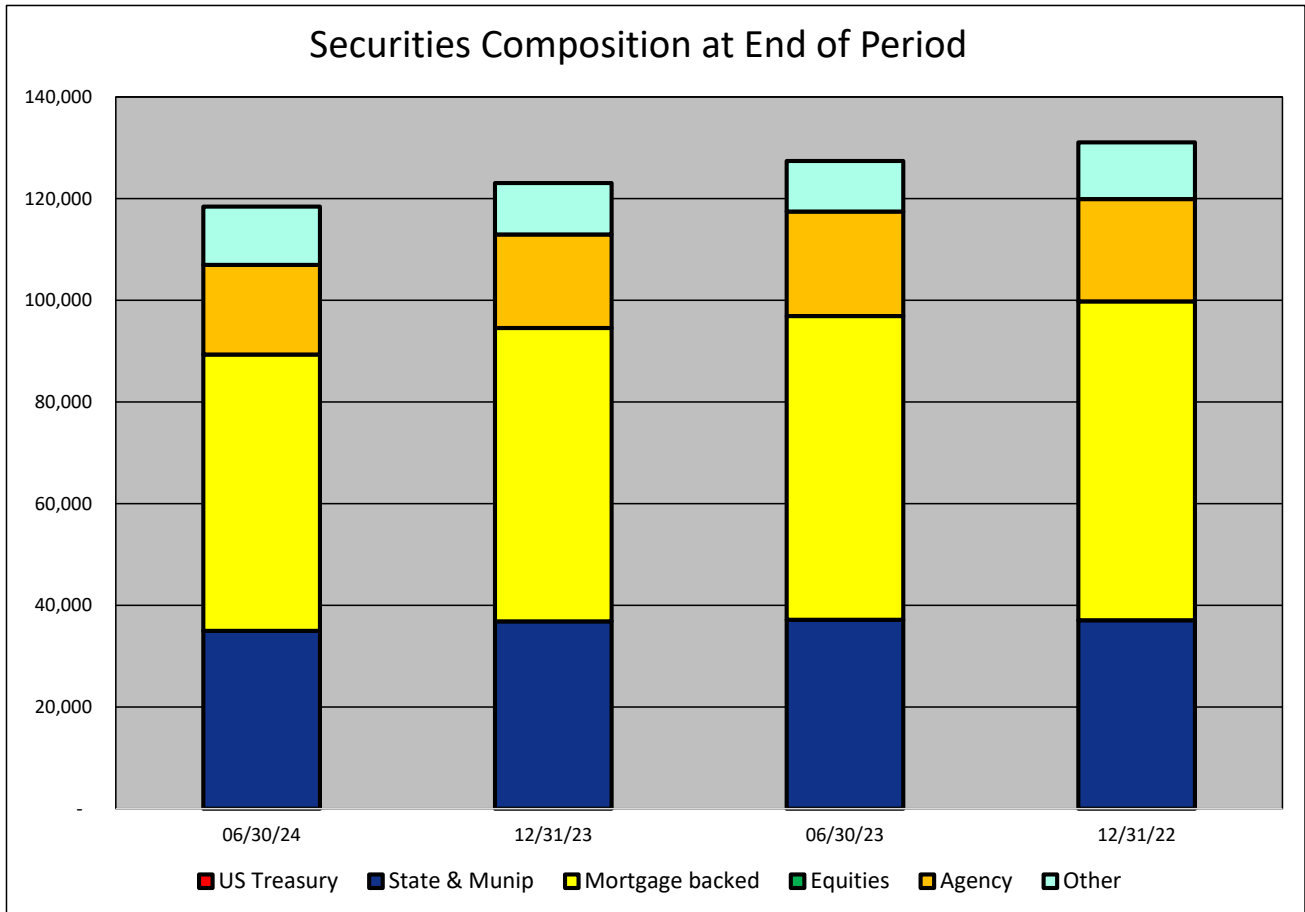


**SECURITIES COMPOSITION - Intracoastal Bank**  
(Dollars in Thousands)

As of:	06/30/24	12/31/23	06/30/23	12/31/22	\$ Change 12 MTHS	% Change 12 MTHS
--------	----------	----------	----------	----------	----------------------	---------------------

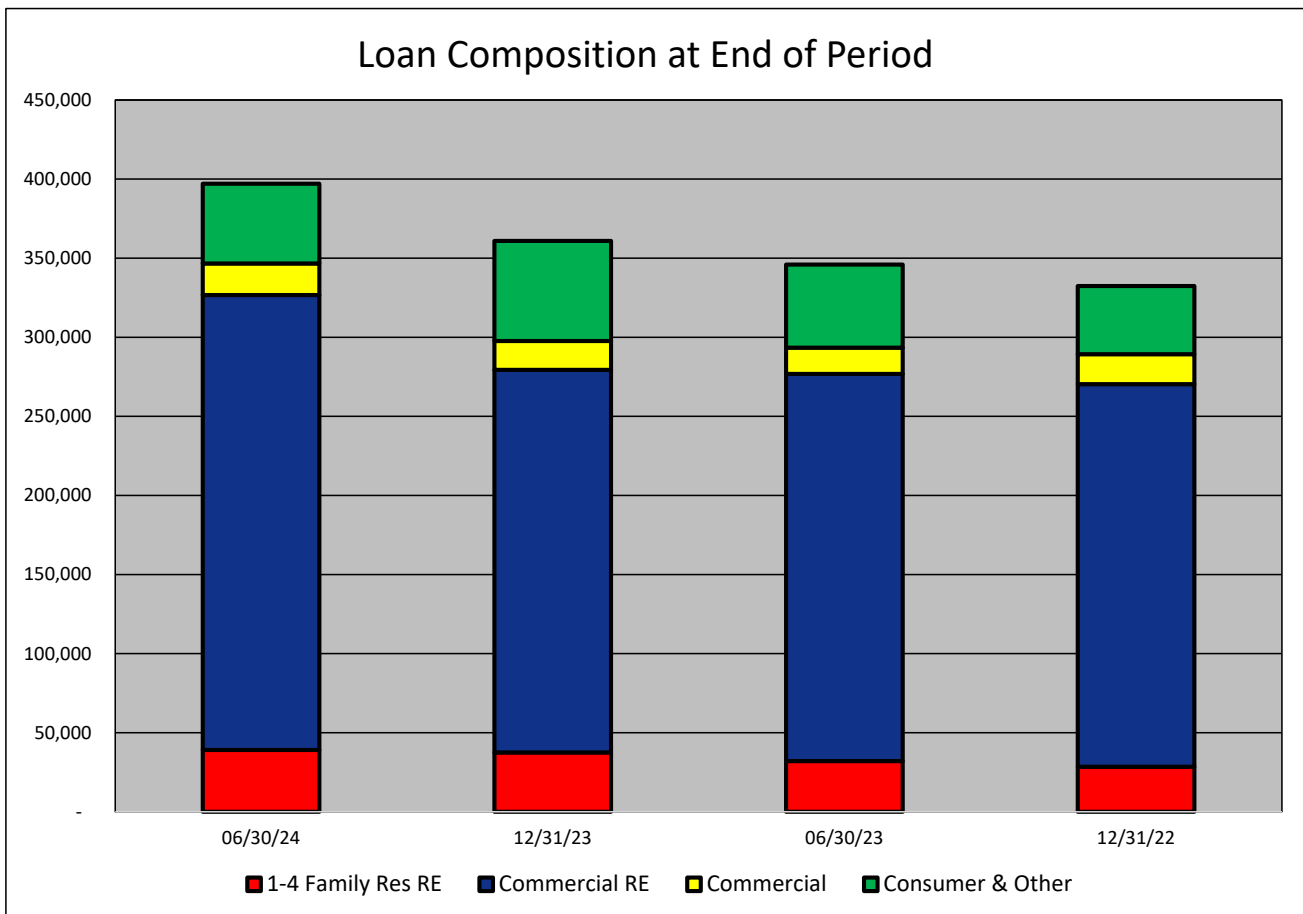
**SECURITIES CATEGORY:**

US Treasury	-	-	-	-	-	NA
State & Munip	34,980	36,841	37,168	37,076	(2,188)	(5.89)
Mortgage backed	54,347	57,701	59,740	62,701	(5,393)	(9.03)
Equities	-	-	-	-	-	NA
Agency	17,644	18,414	20,542	20,139	(2,898)	(14.11)
Other	11,459	10,101	9,937	11,141	1,522	15.32
<b>Total Securities</b>	<b>118,430</b>	<b>123,057</b>	<b>127,387</b>	<b>131,057</b>	<b>(8,957)</b>	<b>(7.03)</b>



**LOAN PORTFOLIO COMPOSITION - Intracoastal Bank**  
(Dollars in Thousands)

As of:	06/30/24	12/31/23	06/30/23	12/31/22	\$ Change 12 MTHS	% Change 12 MTHS
<b>LOAN CATEGORY:</b>						
1-4 Family Res RE	39,070	37,548	32,036	28,463	7,034	21.96
Commercial RE	287,662	241,840	244,832	241,912	42,830	17.49
Commercial	19,914	18,238	16,523	18,939	3,391	20.52
Consumer & Other	50,419	63,318	52,545	43,069	(2,126)	(4.05)
<b>Loans, Net</b>	<b>397,065</b>	<b>360,944</b>	<b>345,936</b>	<b>332,383</b>	<b>51,129</b>	<b>14.78</b>



**LOAN PORTFOLIO QUALITY - Intracoastal Bank**  
(Dollars in Thousands)

As of:	06/30/24	12/31/23	06/30/23	12/31/22	\$ Change 12 MTHS	% Change 12 MTHS
--------	----------	----------	----------	----------	----------------------	---------------------

**ALLOWANCE FOR CREDIT LOSSES (LOANS):**

Beginning Balance	5,235	5,170	5,170	4,629	65	1.26
Total Recoveries	35	2	2	-	33	1,650.00
Total Charge-offs	35	-	-	2	35	NA
Provision Expense	159	89	69	543	90	130.43
Writedown Transfer Loans HFS	-	-	-	-	-	NA
Adjustments	-	(26)	(26)	-	26	(100.00)
Ending Balance	5,394	5,235	5,215	5,170	179	3.43

**NON-PERFORMING ASSETS:**

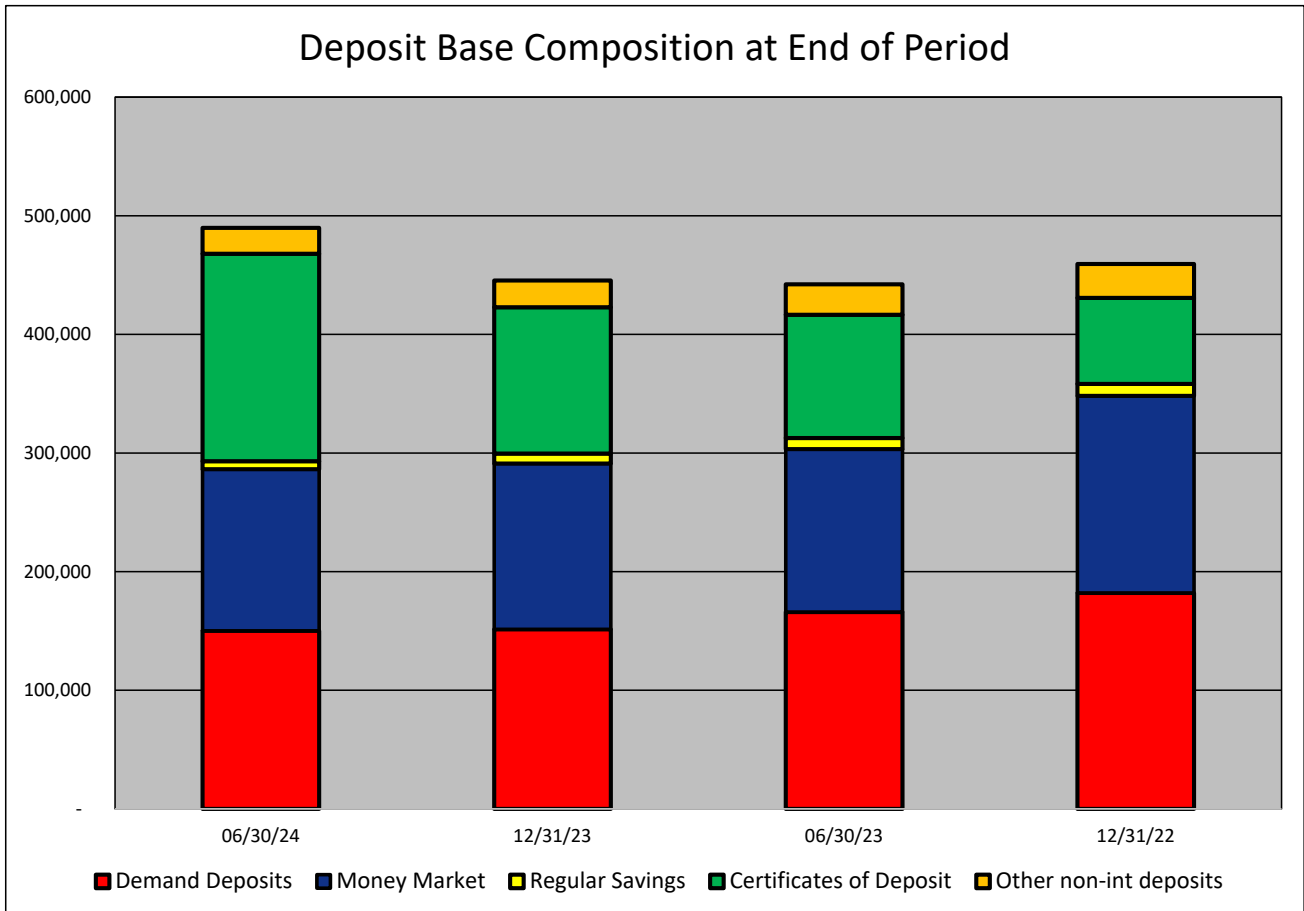
Total-90+ Days Past Due	421	-	-	-	421	NA
Total-Nonaccrual	6,948	35	35	-	6,913	19,751.43
Foreclosed Real Estate	-	-	-	-	-	NA
Total Non-perf Assets	7,369	35	35	-	7,334	20,954.29

**DEPOSIT BASE COMPOSITION - Intracoastal Bank**  
(Dollars in Thousands)

As of:	06/30/24	12/31/23	06/30/23	12/31/22	\$ Change 12 MTHS	% Change 12 MTHS
--------	----------	----------	----------	----------	----------------------	---------------------

**DEPOSIT BASE CATEGORY:**

Demand Deposits	150,126	151,328	165,953	182,080	(15,827)	(9.54)
Money Market	136,180	139,801	137,336	166,078	(1,156)	(0.84)
Regular Savings	6,787	8,393	9,358	10,096	(2,571)	(27.47)
Certificates of Deposit	174,837	123,372	103,921	72,502	70,916	68.24
Other non-int deposits	21,838	22,560	25,654	28,617	(3,816)	(14.87)
<b>Total Deposits</b>	<b>489,768</b>	<b>445,454</b>	<b>442,222</b>	<b>459,373</b>	<b>47,546</b>	<b>10.75</b>



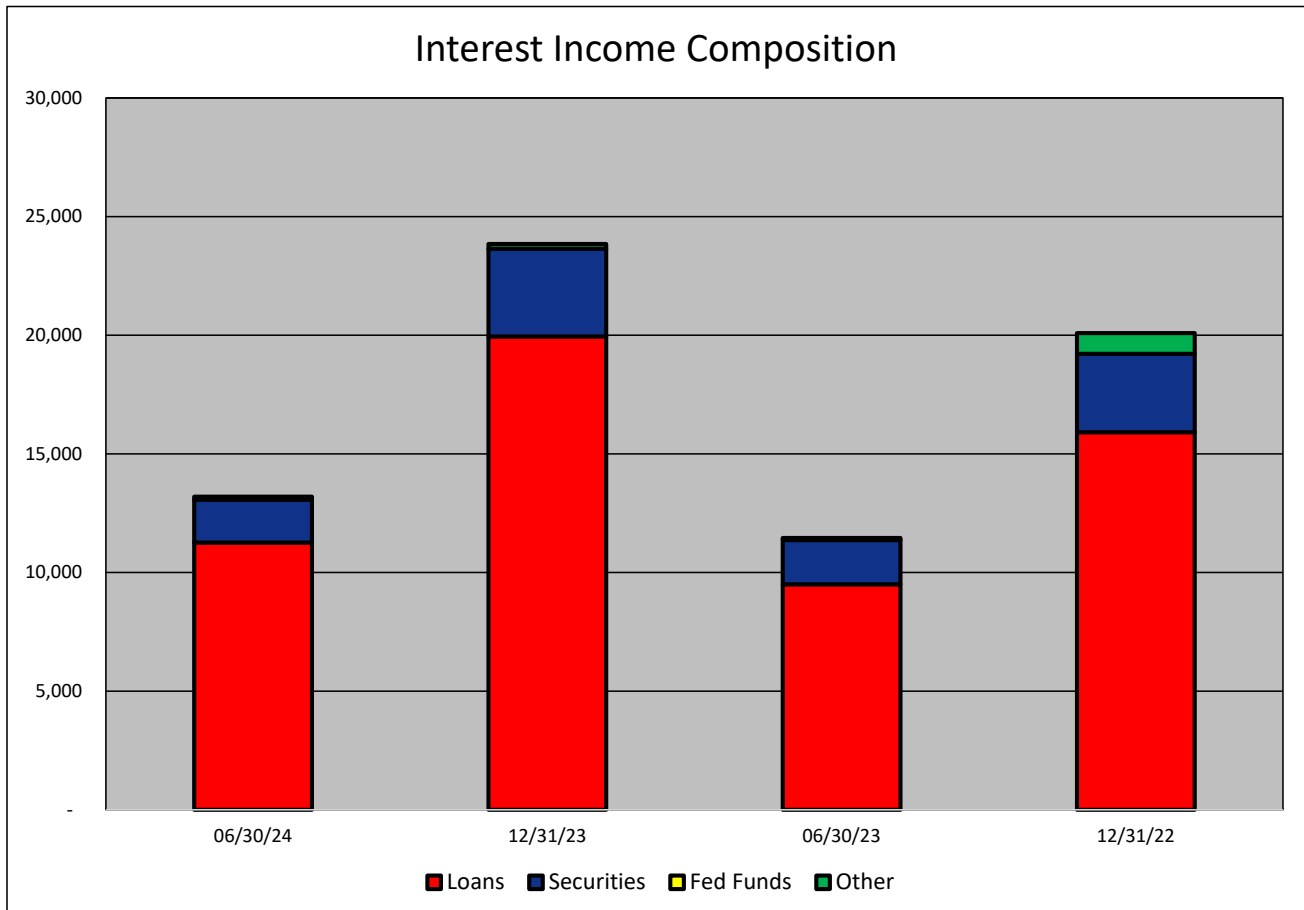


**INTEREST INCOME COMPOSITION- Intracoastal Bank**  
(Dollars in Thousands)

As of:	06/30/24	12/31/23	06/30/23	12/31/22	\$ Change 12 MTHS	% Change 12 MTHS
--------	----------	----------	----------	----------	----------------------	---------------------

**INTEREST INCOME CATEGORY**

Loans	11,266	19,947	9,501	15,913	1,765	18.58
Securities	1,803	3,701	1,868	3,305	(65)	(3.48)
Fed Funds	-	-	-	-	-	NA
Other	129	197	86	871	43	50.00
<b>Total Int Income</b>	<b>13,198</b>	<b>23,845</b>	<b>11,455</b>	<b>20,089</b>	<b>1,743</b>	<b>15.22</b>

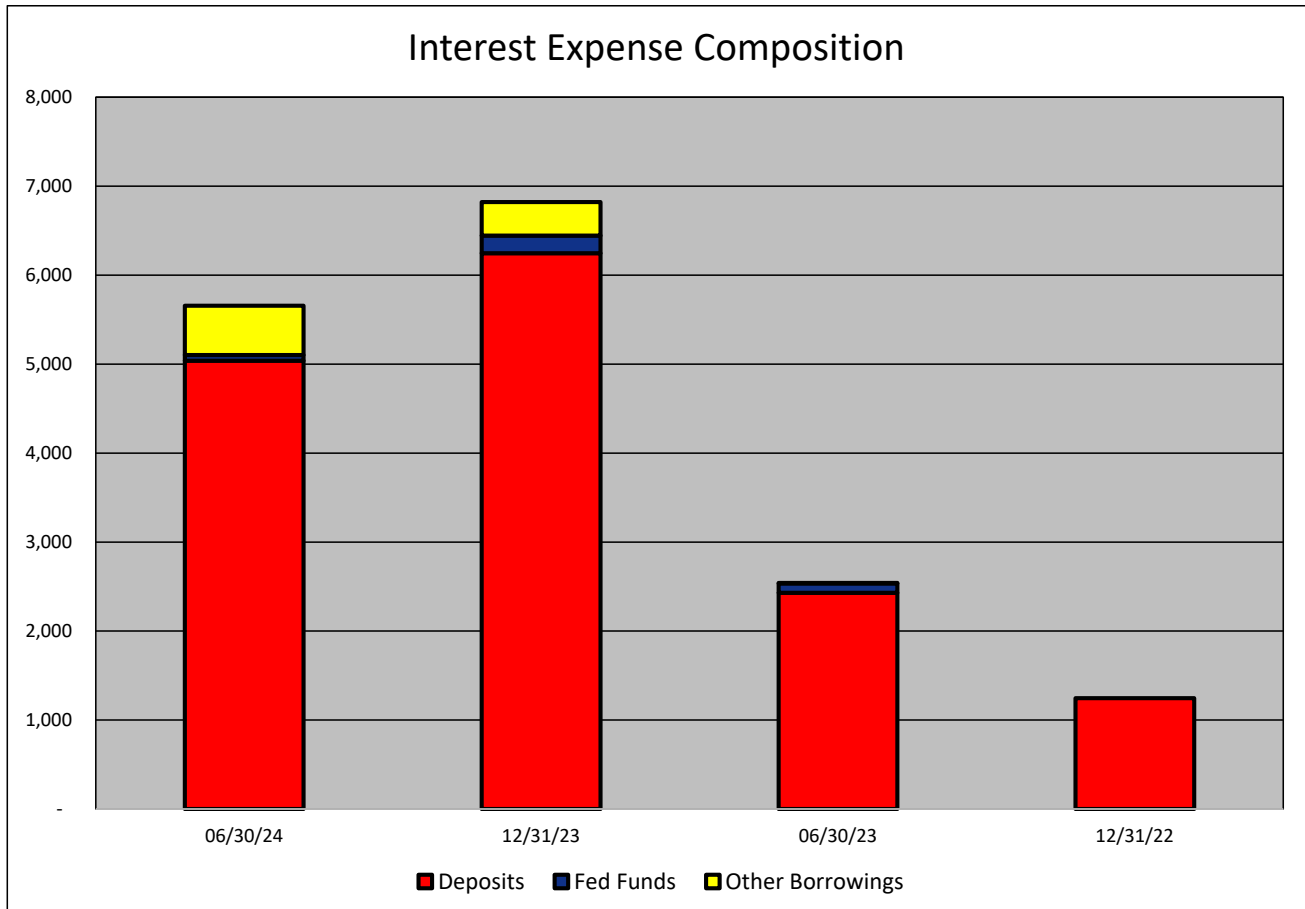


**INTEREST EXPENSE COMPOSITION- Intracoastal Bank**  
(Dollars in Thousands)

As of:	06/30/24	12/31/23	06/30/23	12/31/22	\$ Change 12 MTHS	% Change 12 MTHS
--------	----------	----------	----------	----------	----------------------	---------------------

**INTEREST EXPENSE CATEGORY**

Deposits	5,039	6,246	2,430	1,246	2,609	107.37
Fed Funds	63	199	105	-	(42)	(40.00)
Other Borrowings	554	376	6	-	548	9,133.33
<b>Total Int Expense</b>	<b>5,656</b>	<b>6,821</b>	<b>2,541</b>	<b>1,246</b>	<b>3,115</b>	<b>122.59</b>

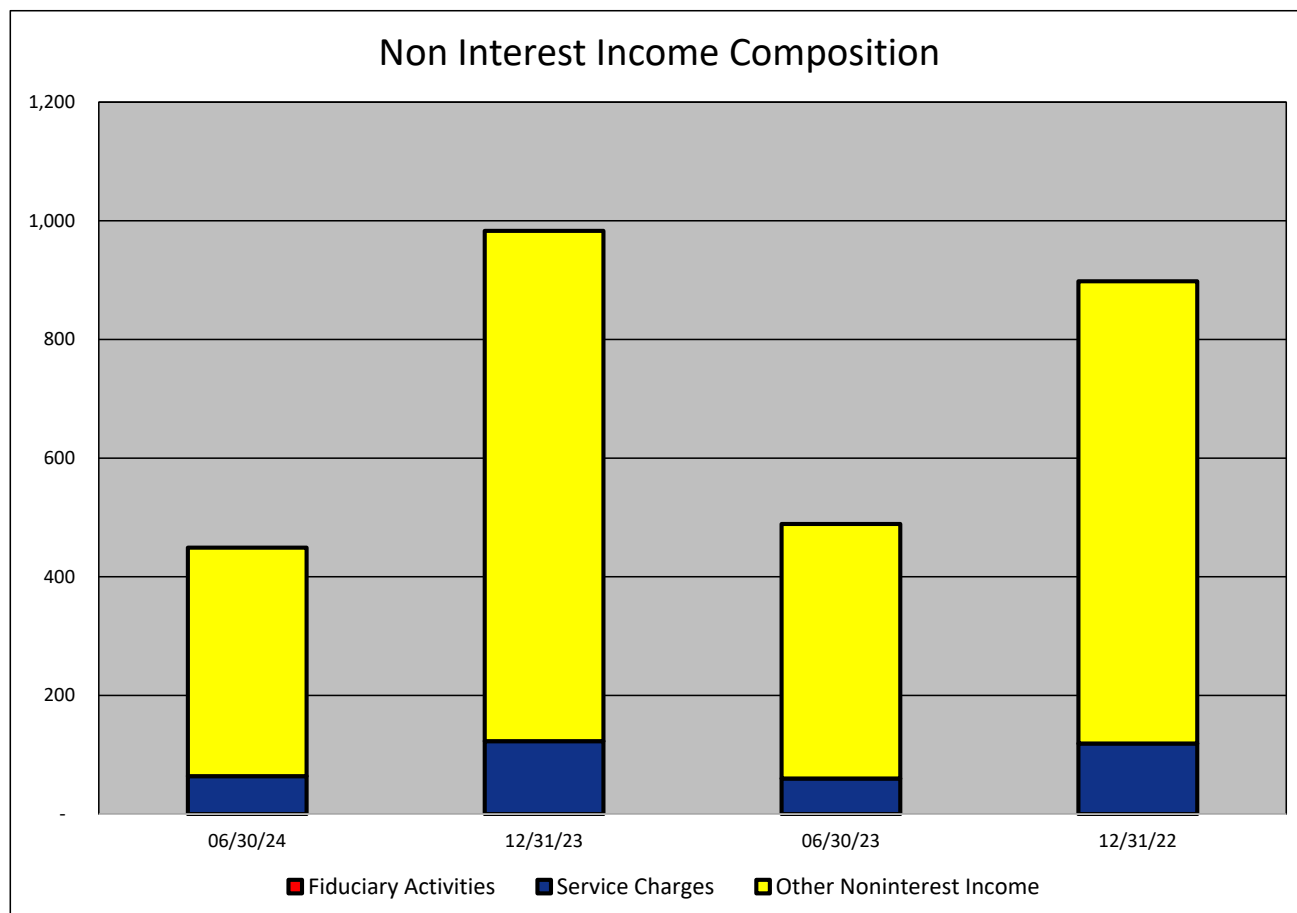


**NONINTEREST INCOME COMPOSITION- Intracoastal Bank**  
(Dollars in Thousands)

As of:	06/30/24	12/31/23	06/30/23	12/31/22	\$ Change 12 MTHS	% Change 12 MTHS
--------	----------	----------	----------	----------	----------------------	---------------------

**NONINTEREST INCOME CATEGORY**

Fiduciary Activities	-	-	-	-	-	NA
Service Charges	64	123	60	119	4	6.67
Other Noninterest Income	385	860	429	779	(44)	(10.26)
<b>Total Nonint. Income</b>	<b>449</b>	<b>983</b>	<b>489</b>	<b>898</b>	<b>(40)</b>	<b>(8.18)</b>

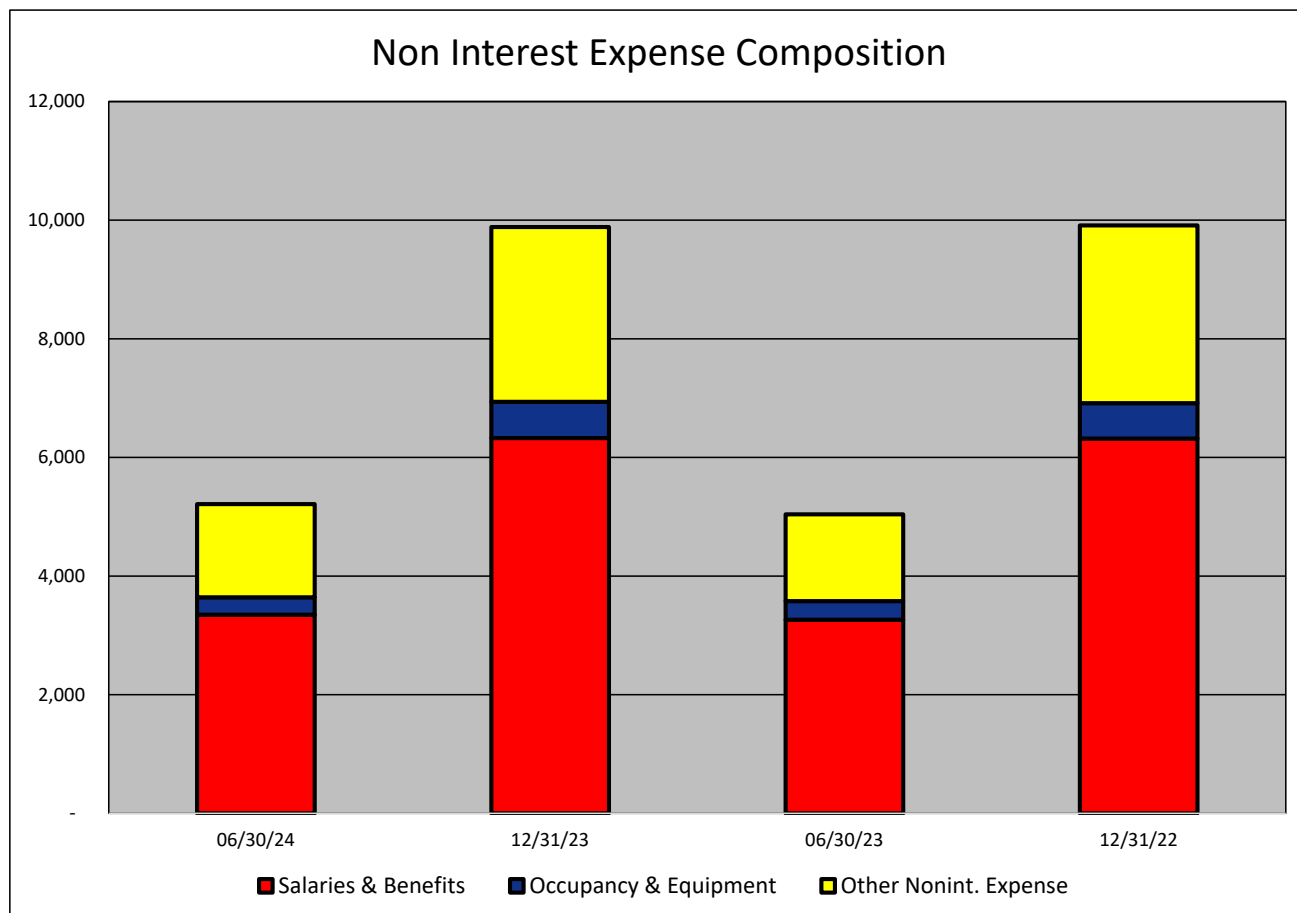


**NONINTEREST EXPENSE COMPOSITION- Intracoastal Bank**  
(Dollars in Thousands)

As of:	06/30/24	12/31/23	06/30/23	12/31/22	\$ Change 12 MTHS	% Change 12 MTHS
--------	----------	----------	----------	----------	----------------------	---------------------

**NONINTEREST EXPENSE CATEGORY**

Salaries & Benefits	3,349	6,326	3,264	6,318	85	2.60
Occupancy & Equipment	293	611	313	597	(20)	(6.39)
Other Nonint. Expense	1,571	2,948	1,463	2,996	108	7.38
<b>Total Nonint. Expense</b>	<b>5,213</b>	<b>9,885</b>	<b>5,040</b>	<b>9,911</b>	<b>173</b>	<b>3.43</b>



**PEER GROUP COMPARISONS REPORT**  
*North Florida Group*

BALANCE SHEET

Institution name	Total Assets \$000		% Change in Assets
	This Year	Last Year	
One Florida Bank	1,792,476	1,547,417	<b>15.84</b>
Dlp Bank	270,888	242,287	<b>11.80</b>
Lafayette State Bank	223,927	201,284	<b>11.25</b>
Intracoastal Bank	541,595	491,824	<b>10.12</b>
Prime Meridian Bank	893,283	820,921	<b>8.81</b>
First Federal Bank	4,185,394	3,853,237	<b>8.62</b>
Everbank, National Association	39,445,857	36,454,143	<b>8.21</b>
Florida Capital Bank, National Association	555,652	522,061	<b>6.43</b>
Fnbt Bank	596,551	568,069	<b>5.01</b>
Pnb Community Bank	156,683	149,226	<b>5.00</b>
Madison County Community Bank	183,195	174,937	<b>4.72</b>
First National Bank Northwest Florida	175,755	169,191	<b>3.88</b>
Bank Of Pensacola	147,302	144,514	<b>1.93</b>
Peoples Bank Of Graceville	117,782	119,702	<b>(1.60)</b>
Capital City Bank	4,219,288	4,393,763	<b>(3.97)</b>
The Warrington Bank	179,539	187,536	<b>(4.26)</b>

<b>Select Peer Average</b>	<b>3,355,323</b>	<b>3,127,507</b>	<b>5.74</b>
----------------------------	------------------	------------------	-------------

**PEER GROUP COMPARISONS REPORT**  
*North Florida Group*

BALANCE SHEET

Institution name	Total Loans \$'000		% Change in Loans
	This Year	Last Year	
Dlp Bank	97,139	75,025	<b>29.48</b>
First Federal Bank	1,373,114	1,098,512	<b>25.00</b>
Fnbt Bank	260,879	219,005	<b>19.12</b>
Florida Capital Bank, National Association	479,361	411,611	<b>16.46</b>
Intracoastal Bank	397,065	345,936	<b>14.78</b>
One Florida Bank	1,317,792	1,181,244	<b>11.56</b>
Prime Meridian Bank	695,549	626,087	<b>11.09</b>
Bank Of Pensacola	68,785	62,995	<b>9.19</b>
Peoples Bank Of Graceville	40,512	38,211	<b>6.02</b>
The Warrington Bank	53,787	51,439	<b>4.56</b>
Pnb Community Bank	111,992	108,225	<b>3.48</b>
Lafayette State Bank	144,934	140,506	<b>3.15</b>
Everbank, National Association	28,122,479	28,254,999	<b>(0.47)</b>
Capital City Bank	2,714,245	2,734,911	<b>(0.76)</b>
First National Bank Northwest Florida	59,120	60,399	<b>(2.12)</b>
Madison County Community Bank	82,288	85,056	<b>(3.25)</b>

<b>Select Peer Average</b>	2,251,190	2,218,385	9.21
----------------------------	-----------	-----------	------

**PEER GROUP COMPARISONS REPORT**  
*North Florida Group*

**CAPITAL RATIOS**  
For the six months June 30, 2024

Institution name	Equity/ Assets	Leverage Ratio	Tier 1 Risk- based Ratio	Risk based Capital Ratio	Common Equity Tier 1 Capital Ratio
First National Bank Northwest Florida	15.49	<b>15.66</b>	51.49	52.75	51.49
The Warrington Bank	15.46	<b>15.11</b>	0.00	0.00	0.00
Dlp Bank	16.08	<b>13.92</b>	0.00	0.00	0.00
Fnbt Bank	11.09	<b>11.35</b>	24.62	25.87	24.62
Florida Capital Bank, National Association	10.55	<b>11.05</b>	14.49	15.74	14.49
Peoples Bank Of Graceville	5.08	<b>10.39</b>	29.43	30.44	29.43
Prime Meridian Bank	9.27	<b>10.32</b>	13.29	14.09	13.29
Intracoastal Bank	5.80	<b>9.54</b>	10.82	12.06	10.82
First Federal Bank	8.04	<b>9.36</b>	17.22	17.57	17.22
Capital City Bank	10.78	<b>9.35</b>	14.51	15.70	14.51
Pnb Community Bank	7.61	<b>9.34</b>	0.00	0.00	0.00
Everbank, National Association	9.12	<b>9.13</b>	13.52	14.44	13.52
One Florida Bank	8.17	<b>9.07</b>	10.20	10.92	10.20
Madison County Community Bank	4.84	<b>8.93</b>	15.44	16.70	15.44
Bank Of Pensacola	8.47	<b>8.78</b>	21.07	22.00	21.07
Lafayette State Bank	5.93	<b>8.51</b>	12.05	13.30	12.05

<b>Select Peer Average</b>	9.49	10.61	15.51	16.35	15.51
----------------------------	------	-------	-------	-------	-------

**PEER GROUP COMPARISONS REPORT**  
*North Florida Group*

**BALANCE SHEET RATIOS**  
For the six months June 30, 2024

Institution name	Loans/ Deposits	Gross Loans/ Assets	Securities/ Assets
Florida Capital Bank, National Association	<b>108.47</b>	86.27	2.21
Everbank, National Association	<b>95.93</b>	71.29	25.04
Prime Meridian Bank	<b>87.83</b>	77.86	12.66
One Florida Bank	<b>81.17</b>	73.52	5.20
<b>Intracoastal Bank</b>	<b>81.07</b>	<b>73.31</b>	<b>21.87</b>
Pnb Community Bank	<b>78.39</b>	71.48	17.73
Capital City Bank	<b>73.67</b>	64.33	20.99
Lafayette State Bank	<b>69.78</b>	64.72	14.80
Bank Of Pensacola	<b>53.18</b>	46.70	44.53
Fnbt Bank	<b>49.52</b>	43.73	20.68
Madison County Community Bank	<b>49.24</b>	44.92	35.70
Dlp Bank	<b>42.88</b>	35.86	25.17
First National Bank Northwest Florida	<b>40.07</b>	33.64	5.15
The Warrington Bank	<b>39.42</b>	29.96	66.63
First Federal Bank	<b>38.89</b>	32.81	54.72
Peoples Bank Of Graceville	<b>36.45</b>	34.40	57.59

<b>Select Peer Average</b>	64.12	55.30	26.92
----------------------------	-------	-------	-------



**PEER GROUP COMPARISONS REPORT**  
*North Florida Group*

**PROFITABILITY RATIOS**  
For the six months June 30, 2024

Institution name	Avg Total Assets (\$000)	Return on Avg Assets	Return on Avg Equity
First National Bank Northwest Florida	176,032	<b>2.47</b>	16.65
Fnbt Bank	580,523	<b>2.24</b>	20.09
Capital City Bank	4,257,568	<b>1.29</b>	12.24
Intracoastal Bank	525,996	<b>1.11</b>	19.12
Lafayette State Bank	217,018	<b>1.06</b>	19.90
Pnb Community Bank	157,864	<b>1.06</b>	14.55
Dlp Bank	240,148	<b>1.02</b>	5.74
Florida Capital Bank, National Association	534,420	<b>0.95</b>	8.86
Prime Meridian Bank	868,248	<b>0.91</b>	9.77
First Federal Bank	4,220,316	<b>0.86</b>	11.28
One Florida Bank	1,701,537	<b>0.84</b>	10.08
Peoples Bank Of Graceville	116,665	<b>0.74</b>	15.34
Everbank, National Association	37,624,091	<b>0.60</b>	6.39
Madison County Community Bank	181,325	<b>0.52</b>	10.59
Bank Of Pensacola	142,124	<b>0.30</b>	3.41
The Warrington Bank	184,040	<b>0.20</b>	1.33

<b>Select Peer Average</b>	3,232,995	1.01	11.58
----------------------------	-----------	------	-------

**PEER GROUP COMPARISONS REPORT**  
*North Florida Group*

**PROFITABILITY RATIOS**  
For the six months June 30, 2024

Institution name	Noninterest Income/AA	Net Overhead Ratio	Efficiency Ratio	Assets (per million) per Employee
First National Bank Northwest Florida	0.09	1.67	<b>41.59</b>	7.03
Fnbt Bank	1.01	1.53	<b>53.20</b>	8.06
One Florida Bank	0.12	1.72	<b>60.55</b>	11.34
Prime Meridian Bank	0.28	1.99	<b>62.78</b>	7.91
<b>Intracoastal Bank</b>	<b>0.17</b>	<b>1.81</b>	<b>65.14</b>	<b>11.77</b>
Everbank, National Association	0.21	1.47	<b>65.77</b>	25.16
Peoples Bank Of Graceville	0.27	1.35	<b>67.73</b>	9.06
Capital City Bank	1.69	1.99	<b>68.03</b>	5.48
Lafayette State Bank	0.96	2.61	<b>68.25</b>	4.87
Pnb Community Bank	0.34	2.97	<b>69.91</b>	3.92
First Federal Bank	1.29	1.54	<b>71.57</b>	6.69
Florida Capital Bank, National Association	1.65	2.31	<b>72.60</b>	4.75
Dlp Bank	0.72	3.77	<b>74.29</b>	7.52
Madison County Community Bank	0.54	2.39	<b>81.29</b>	5.09
Bank Of Pensacola	0.20	1.70	<b>83.23</b>	10.52
The Warrington Bank	0.25	1.81	<b>88.59</b>	5.79

<b>Select Peer Average</b>	0.61	2.04	68.41	8.43
----------------------------	------	------	-------	------

**PEER GROUP COMPARISONS REPORT**  
*North Florida Group*

**ASSET QUALITY RATIOS**  
**For the six months June 30, 2024**

Institution name	Allowance/ Loans	Nonperf Loans/ Total Loans	Nonperf Assets/ Total Assets	Adjusted Texas Ratio
Bank Of Pensacola	0.80	0.00	<b>0.00</b>	0.00
First National Bank Northwest Florida	2.07	0.00	<b>0.00</b>	0.00
Peoples Bank Of Graceville	0.93	0.01	<b>0.00</b>	0.06
The Warrington Bank	0.99	0.00	<b>0.00</b>	0.00
Fnbt Bank	1.77	0.01	<b>0.01</b>	0.05
One Florida Bank	0.82	0.02	<b>0.02</b>	0.19
Capital City Bank	1.08	0.20	<b>0.15</b>	1.56
Madison County Community Bank	2.04	0.42	<b>0.19</b>	3.30
Florida Capital Bank, National Association	1.25	0.30	<b>0.26</b>	1.28
Prime Meridian Bank	0.76	0.44	<b>0.34</b>	3.44
Lafayette State Bank	1.74	1.01	<b>0.65</b>	9.26
First Federal Bank	0.62	3.32	<b>1.09</b>	2.69
Pnb Community Bank	1.25	1.28	<b>1.31</b>	15.41
<b>Intracoastal Bank</b>	<b>1.36</b>	<b>1.86</b>	<b>1.36</b>	<b>20.01</b>
Everbank, National Association	0.83	1.88	<b>1.37</b>	3.82
Dlp Bank	1.90	3.67	<b>1.68</b>	13.61

<b>Select Peer Average</b>	1.26	0.90	0.53	4.67
----------------------------	------	------	------	------

**PEER GROUP COMPARISONS REPORT**  
*North Florida Group*

**STATEMENT OF CONDITION (% OF ASSETS)**  
**For the six months June 30, 2024**

Institution name	Cash & Nointerest bearing Deps	Interest- bearing Bal	Fed Funds Sold & Repos	Held to Maturity Secs	Available for Sale Secs
Lafayette State Bank	<b>4.32</b>	11.27	0.00	0.00	14.80
Bank Of Pensacola	<b>4.31</b>	3.37	0.00	44.53	0.00
The Warrington Bank	<b>2.36</b>	0.09	0.00	66.63	0.00
Pnb Community Bank	<b>2.10</b>	4.37	2.02	0.00	17.73
Capital City Bank	<b>1.78</b>	6.46	0.00	13.82	7.18
Madison County Community Bank	<b>1.58</b>	9.92	0.00	0.00	35.70
Prime Meridian Bank	<b>1.41</b>	1.12	3.17	1.49	11.17
Florida Capital Bank, National Association	<b>1.36</b>	6.72	0.00	0.00	2.21
Dlp Bank	<b>1.09</b>	26.52	4.03	0.00	25.17
First National Bank Northwest Florida	<b>0.89</b>	59.83	0.11	3.91	1.24
Peoples Bank Of Graceville	<b>0.78</b>	6.42	0.00	43.80	13.79
One Florida Bank	<b>0.77</b>	19.57	0.00	0.00	5.20
Intracoastal Bank	<b>0.76</b>	1.19	0.00	0.00	21.87
First Federal Bank	<b>0.67</b>	1.18	0.00	0.00	54.72
Fnbt Bank	<b>0.53</b>	33.25	0.00	20.68	0.00
Everbank, National Association	<b>0.12</b>	1.45	0.00	0.07	24.93

<b>Select Peer Average</b>	<b>1.55</b>	<b>12.05</b>	<b>0.58</b>	<b>12.18</b>	<b>14.73</b>
----------------------------	-------------	--------------	-------------	--------------	--------------

**PEER GROUP COMPARISONS REPORT**  
*North Florida Group*

**STATEMENT OF CONDITION (% OF ASSETS)**  
**For the six months June 30, 2024**

Institution name	Net Loans & Leases	Premises & Fixed Assets	Total Real Estate Owned	Intangible Assets
Prime Meridian Bank	76.66	1.09	0.00	0.00
Florida Capital Bank, National Association	74.80	0.26	0.00	0.01
One Florida Bank	72.92	0.56	0.00	0.00
Intracoastal Bank	72.32	1.04	0.00	0.00
Everbank, National Association	70.70	0.11	0.02	0.01
Pnb Community Bank	70.59	1.50	0.39	0.00
Lafayette State Bank	63.60	2.22	0.00	0.00
Capital City Bank	63.07	2.53	0.02	2.13
Bank Of Pensacola	46.32	0.76	0.00	0.00
Madison County Community Bank	44.00	4.59	0.00	0.00
Fnbt Bank	42.50	1.82	0.00	0.00
Dlp Bank	35.18	1.46	0.37	4.41
Peoples Bank Of Graceville	34.07	0.15	0.00	0.00
First National Bank Northwest Florida	32.94	0.48	0.00	0.01
The Warrington Bank	29.66	0.59	0.00	0.00
First Federal Bank	29.22	0.93	0.00	4.83

<b>Select Peer Average</b>	53.66	1.26	0.05	0.71
----------------------------	-------	------	------	------

**PEER GROUP COMPARISONS REPORT**  
*North Florida Group*

**STATEMENT OF CONDITION (% OF TOTAL FUNDING SOURCES)**  
**For the six months June 30, 2024**

Institution name	Non Interest Bearing Deps	Interest Bearing Deps	Total Deps	Total Fed Funds & Repos	Other Borrowed Money
Florida Capital Bank, National Association	<b>57.88</b>	31.72	89.60	0.00	10.40
Dlp Bank	<b>56.24</b>	43.76	100.00	0.00	0.00
Bank Of Pensacola	<b>44.10</b>	52.18	96.28	3.72	0.00
Capital City Bank	<b>41.79</b>	56.79	98.58	0.60	0.82
Lafayette State Bank	<b>39.49</b>	60.51	100.00	0.00	0.00
Prime Meridian Bank	<b>25.81</b>	72.59	98.40	0.00	1.60
Pnb Community Bank	<b>25.60</b>	74.40	100.00	0.00	0.00
The Warrington Bank	<b>24.96</b>	65.19	90.15	0.60	9.25
Fnbt Bank	<b>24.81</b>	75.19	100.00	0.00	0.00
First National Bank Northwest Florida	<b>23.57</b>	76.43	100.00	0.00	0.00
One Florida Bank	<b>23.42</b>	75.66	99.08	0.00	0.92
Peoples Bank Of Graceville	<b>21.32</b>	78.68	100.00	0.00	0.00
Intracoastal Bank	<b>21.07</b>	75.96	97.03	0.00	2.97
Madison County Community Bank	<b>20.52</b>	76.58	97.10	0.00	2.90
First Federal Bank	<b>7.81</b>	85.24	93.05	0.00	6.95
Everbank, National Association	<b>3.71</b>	79.57	83.28	0.00	16.72

<b>Select Peer Average</b>	<b>28.88</b>	<b>67.53</b>	<b>96.41</b>	<b>0.31</b>	<b>3.28</b>
----------------------------	--------------	--------------	--------------	-------------	-------------

**PEER GROUP COMPARISONS REPORT**  
*North Florida Group*

**YIELDS, COSTS & SPREADS - ASSET YIELDS**  
For the six months June 30, 2024

Institution name	Yield on Earning Assets	Cost of Funds	Net Interest Margin	Avg Earning Assets/AA
Dlp Bank	6.13	0.44	<b>5.92</b>	89.77
Pnb Community Bank	5.43	1.17	<b>4.66</b>	94.26
Lafayette State Bank	5.77	2.14	<b>4.47</b>	94.86
First National Bank Northwest Florida	6.19	2.59	<b>4.43</b>	93.69
Capital City Bank	4.91	1.04	<b>4.05</b>	91.46
Florida Capital Bank, National Association	5.32	4.71	<b>3.94</b>	96.50
Fnbt Bank	5.63	2.78	<b>3.84</b>	97.86
Prime Meridian Bank	5.51	2.85	<b>3.50</b>	95.40
Madison County Community Bank	4.89	2.23	<b>3.15</b>	96.22
Intracoastal Bank	5.20	2.97	<b>2.97</b>	96.49
First Federal Bank	5.23	2.36	<b>2.97</b>	89.12
One Florida Bank	5.62	3.85	<b>2.96</b>	98.35
Everbank, National Association	5.66	3.86	<b>2.35</b>	99.28
Bank Of Pensacola	3.18	1.90	<b>2.13</b>	97.42
The Warrington Bank	2.87	1.16	<b>2.13</b>	97.63
Peoples Bank Of Graceville	3.98	2.48	<b>2.12</b>	98.56

<b>Select Peer Average</b>	5.10	2.41	2.65	95.43
----------------------------	------	------	------	-------