

Florida Capital Bank, National Association

Jacksonville, FL

Established

8/12/1985

Florida Bank and Thrift Performance Report

Table of Contents

Title	Page
PEER GROUP POSITION	1
EXECUTIVE SUMMARY	2
SELECTED FINANCIAL DATA	3
SECURITIES COMPOSITION	4
LOAN PORTFOLIO COMPOSITION	5
LOAN PORTFOLIO QUALITY	6
DEPOSIT BASE COMPOSITION	7
INTEREST INCOME COMPOSITION	8
INTEREST EXPENSE COMPOSITION	9
NONINTEREST INCOME COMPOSITION	10
NONINTEREST EXPENSE COMPOSITION	11
PEER GROUP COMPARISONS REPORT	12-22

FLORIDA BANKING TEAM

Ted Hacker, Steve Kania, Robert Brink, David Ajvazi, Erica Hines, Sacha Widmaier, Anthony Hagbartsen, Madeline Bogumil, Lauren Klindt, Phillip Berdeguer, Andrew Joyce, Mai Tran, Meranda Joseph, Patricia Romero, Vanessa Hossler, Adam McCord, Allyson Wiitala, Jacob Ingram, Adam McCord, Rachel Jean, Brendan Yosko, Martha Zubia, Stephanie Flores, Joshua Koelsch, Krishna Reddy, Jacob Frantzen, Sander Ocasio, Brian Katz, Nicholas Singh, Martin Gonzalez

Information contained herein was obtained from FIS is believed to be reliable however, accuracy is not guaranteed and all peer and state averages are simple averages.

PEER GROUP POSITION

For the
North Florida Group

For the six months June 30, 2024

Institution name	Total Assets (\$'000's)
Everbank, National Association	39,445,857
Capital City Bank	4,219,288
First Federal Bank	4,185,394
One Florida Bank	1,792,476
Prime Meridian Bank	893,283
Fnbt Bank	596,551
Florida Capital Bank, National Association	555,652
Intracoastal Bank	541,595
Dlp Bank	270,888
Lafayette State Bank	223,927
Madison County Community Bank	183,195
The Warrington Bank	179,539
First National Bank Northwest Florida	175,755
Pnb Community Bank	156,683
Bank Of Pensacola	147,302
Peoples Bank Of Graceville	117,782

Institution name	Return on Avg Assets (%)
First National Bank Northwest Florida	2.47
Fnbt Bank	2.24
Capital City Bank	1.29
Intracoastal Bank	1.11
Lafayette State Bank	1.06
Pnb Community Bank	1.06
Dlp Bank	1.02
Florida Capital Bank, National Association	0.95
Prime Meridian Bank	0.91
First Federal Bank	0.86
One Florida Bank	0.84
Peoples Bank Of Graceville	0.74
Everbank, National Association	0.60
Madison County Community Bank	0.52
Bank Of Pensacola	0.30
The Warrington Bank	0.20

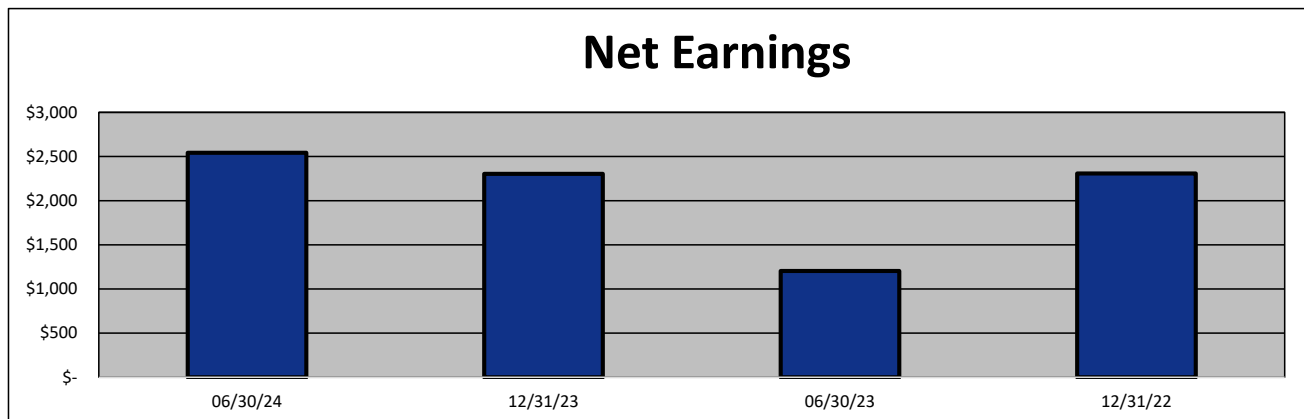
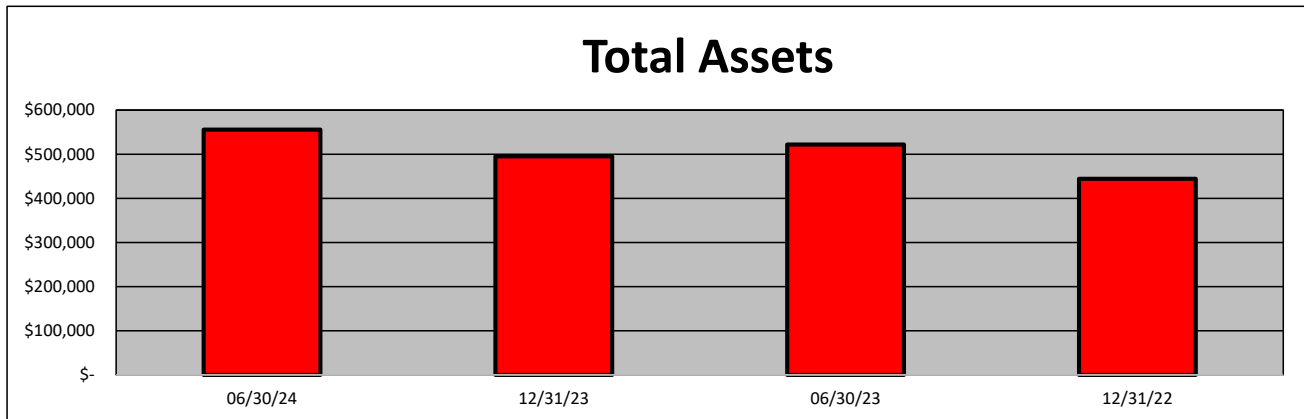
EXECUTIVE SUMMARY - Florida Capital Bank, National Association
(Percentage)

Period Ending	06/30/24	12/31/23	06/30/23	12/31/22	State Avg.	Peer Avg.
CAPITAL RATIOS						
Equity/Assets	10.55	11.35	10.51	14.41	9.59	9.49
Leverage Ratio	11.05	11.23	11.63	15.15	10.67	10.61
Tier 1 Cap/Risk Based Assets	14.49	15.50	15.53	22.77	12.61	15.51
Risk Based Ratio	15.74	16.76	16.78	24.02	13.45	16.35
Common Equity Tier 1 Capital Ratio	14.49	15.50	15.53	22.77	12.57	15.51
BALANCE SHEET RATIOS:						
Loan/Deposit Ratio	108.47	97.03	112.03	91.19	75.33	64.12
Loans/Assets	86.27	84.85	78.84	77.15	63.16	55.30
Securities/Assets	2.21	2.67	2.65	3.32	19.74	26.92
PROFITABILITY:						
Return on Avg Assets	0.95	0.47	0.50	0.48	0.75	1.01
Return on Avg Equity	8.86	3.90	3.93	3.62	10.61	11.58
Nonint Income/Avg Assets	1.65	1.40	1.39	2.52	0.79	0.61
Net Overhead Ratio	2.31	2.81	3.22	2.65	2.14	2.04
Efficiency Ratio	72.60	84.81	84.70	89.61	72.23	68.41
Assets (per million) per Employee	4.75	4.46	4.31	3.32	10.25	8.43
ASSET QUALITY:						
Allowance/Loans	1.25	1.30	1.23	1.27	1.31	1.26
Nonperforming Loans/Total Loans	0.30	0.32	0.40	0.36	0.56	0.90
Nonperforming Assets/Total Assets	0.26	0.27	0.32	0.28	0.38	0.53
Adjusted Texas Ratio	1.28	2.10	1.38	0.26	4.10	4.67
YIELDS & COSTS:						
Yield on earning assets	5.32	5.11	4.86	3.81	5.44	5.10
Cost of funds	4.71	3.49	1.99	0.82	3.03	2.41
Net interest margin	3.94	3.75	4.19	3.42	2.85	2.65
Avg Earning Assets/Avg Assets	96.50	95.28	96.61	94.98	95.94	95.43

SELECTED FINANCIAL DATA - Florida Capital Bank, National Association
(Dollars in Thousands)

As of:	06/30/24	12/31/23	06/30/23	12/31/22	\$ Change 12 MTHS	% Change 12 MTHS
Total Assets	555,652	495,075	522,061	444,412	33,591	6.43
Cash and Equivalents	44,914	45,698	76,511	67,220	(31,597)	(41.30)
Securities	12,298	13,217	13,840	14,755	(1,542)	(11.14)
Loans, net	479,361	420,048	411,611	342,852	67,750	16.46
Deposit Accounts	441,937	432,904	367,417	375,995	74,520	20.28
Fed Funds & Repos	-	-	-	-	-	NA
Total Equity	58,607	56,196	54,881	64,051	3,726	6.79

Period Ending	06/30/24	12/31/23	06/30/23	12/31/22	\$ Change 12 MTHS	% Change 12 MTHS
Net Earnings	2,543	2,304	1,204	2,308	1,339	111.21
Interest Income	13,713	24,003	11,210	17,402	2,503	22.33
Interest Expense	3,563	6,425	1,546	1,776	2,017	130.47
Net Interest Income	10,150	17,578	9,664	15,626	486	5.03
Prov for Credit Losses	605	682	393	-	212	53.94
Noninterest income	4,403	6,918	3,316	12,106	1,087	32.78
Gain on Sale of Securities	-	-	-	-	-	NA
Noninterest Expense	10,566	20,774	10,994	24,851	(428)	(3.89)
Net Operating Income	3,382	3,040	1,593	2,881	1,789	112.30
Income Taxes	839	736	389	573	450	115.68

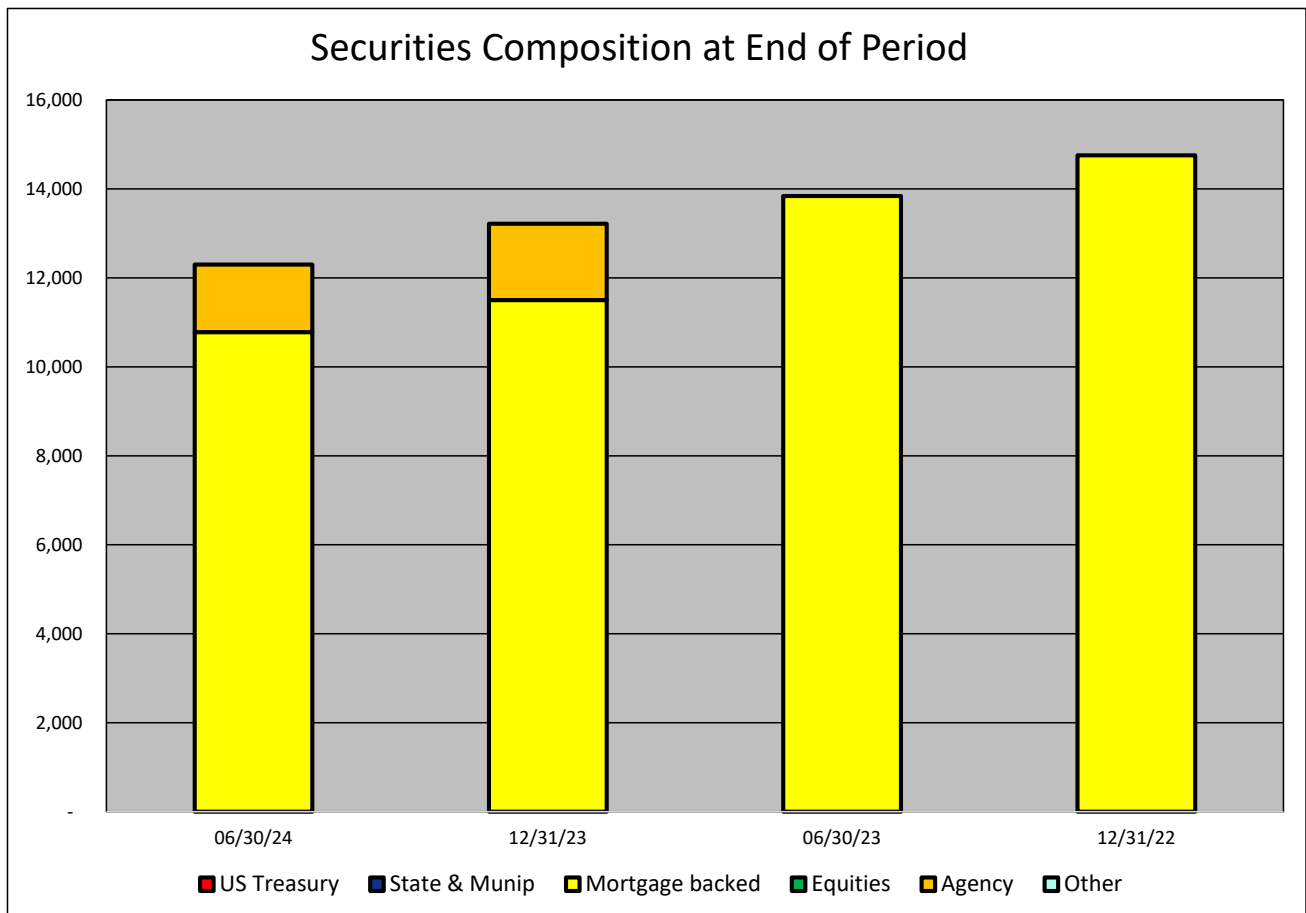


SECURITIES COMPOSITION - Florida Capital Bank, National Association
(Dollars in Thousands)

As of:	06/30/24	12/31/23	06/30/23	12/31/22	\$ Change 12 MTHS	% Change 12 MTHS
--------	----------	----------	----------	----------	----------------------	---------------------

SECURITIES CATEGORY:

US Treasury	-	-	-	-	-	NA
State & Munip	-	-	-	-	-	NA
Mortgage backed	10,780	11,500	13,840	14,755	(3,060)	(22.11)
Equities	-	-	-	-	-	NA
Agency	1,518	1,717	-	-	1,518	NA
Other	-	-	-	-	-	NA
Total Securities	12,298	13,217	13,840	14,755	(1,542)	(11.14)

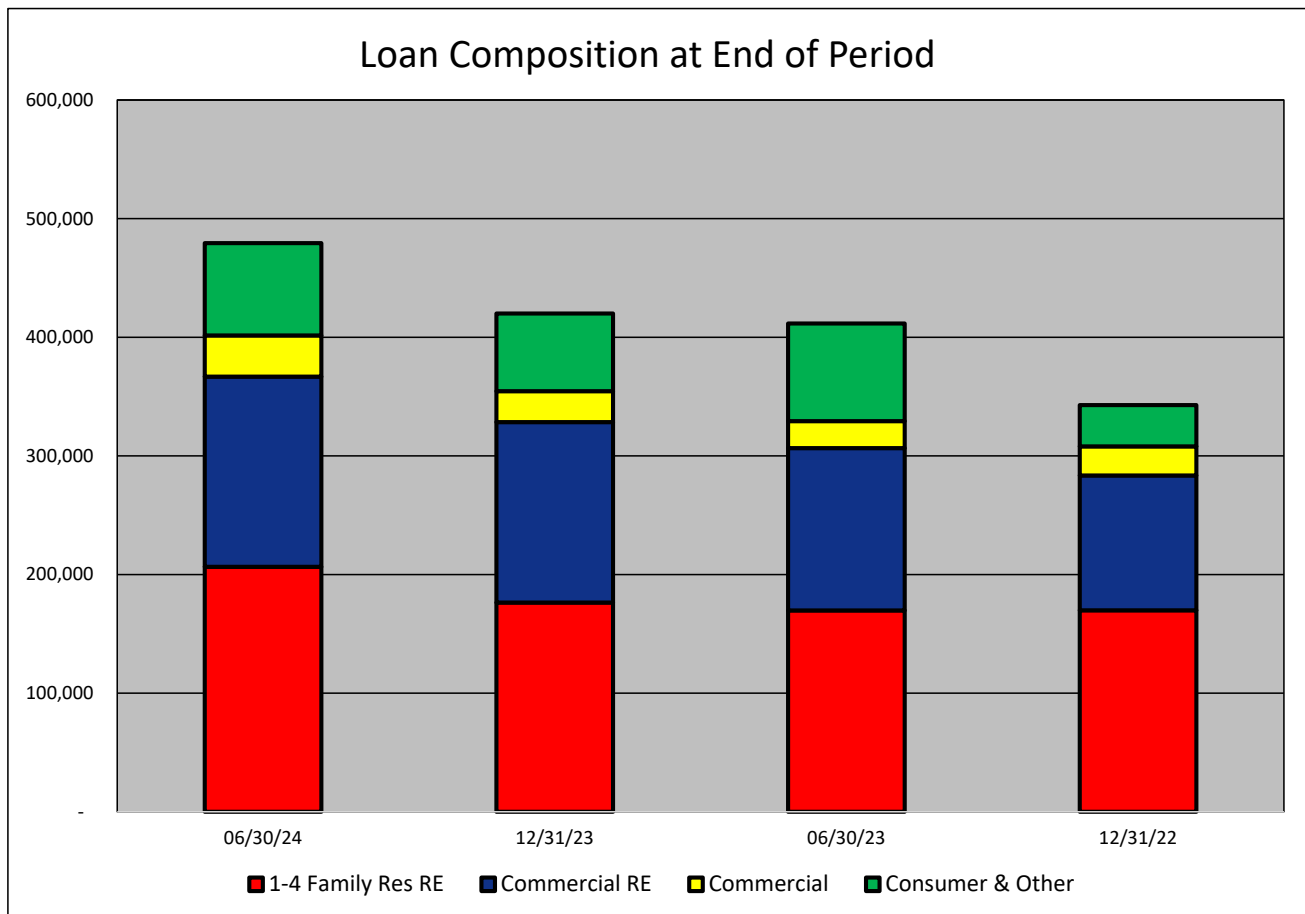


LOAN PORTFOLIO COMPOSITION - Florida Capital Bank, National Association
(Dollars in Thousands)

As of:	06/30/24	12/31/23	06/30/23	12/31/22	\$ Change 12 MTHS	% Change 12 MTHS
--------	----------	----------	----------	----------	----------------------	---------------------

LOAN CATEGORY:

1-4 Family Res RE	206,545	176,366	169,714	169,870	36,831	21.70
Commercial RE	160,232	152,081	136,841	113,602	23,391	17.09
Commercial	34,796	26,067	22,763	24,580	12,033	52.86
Consumer & Other	77,788	65,534	82,293	34,800	(4,505)	(5.47)
Loans, Net	479,361	420,048	411,611	342,852	67,750	16.46



LOAN PORTFOLIO QUALITY - Florida Capital Bank, National Association
(Dollars in Thousands)

As of:	06/30/24	12/31/23	06/30/23	12/31/22	\$ Change 12 MTHS	% Change 12 MTHS
---------------	-----------------	-----------------	-----------------	-----------------	------------------------------	-----------------------------

ALLOWANCE FOR CREDIT LOSSES (LOANS):

Beginning Balance	5,450	4,347	4,347	4,352	1,103	25.37
Total Recoveries	50	320	150	378	(100)	(66.67)
Total Charge-offs	113	351	273	383	(160)	(58.61)
Provision Expense	605	682	393	-	212	53.94
Writedown Transfer Loans HFS	-	-	-	-	-	NA
Adjustments	-	452	452	-	(452)	(100.00)
Ending Balance	<u>5,992</u>	<u>5,450</u>	<u>5,069</u>	<u>4,347</u>	<u>923</u>	<u>18.21</u>

NON-PERFORMING ASSETS:

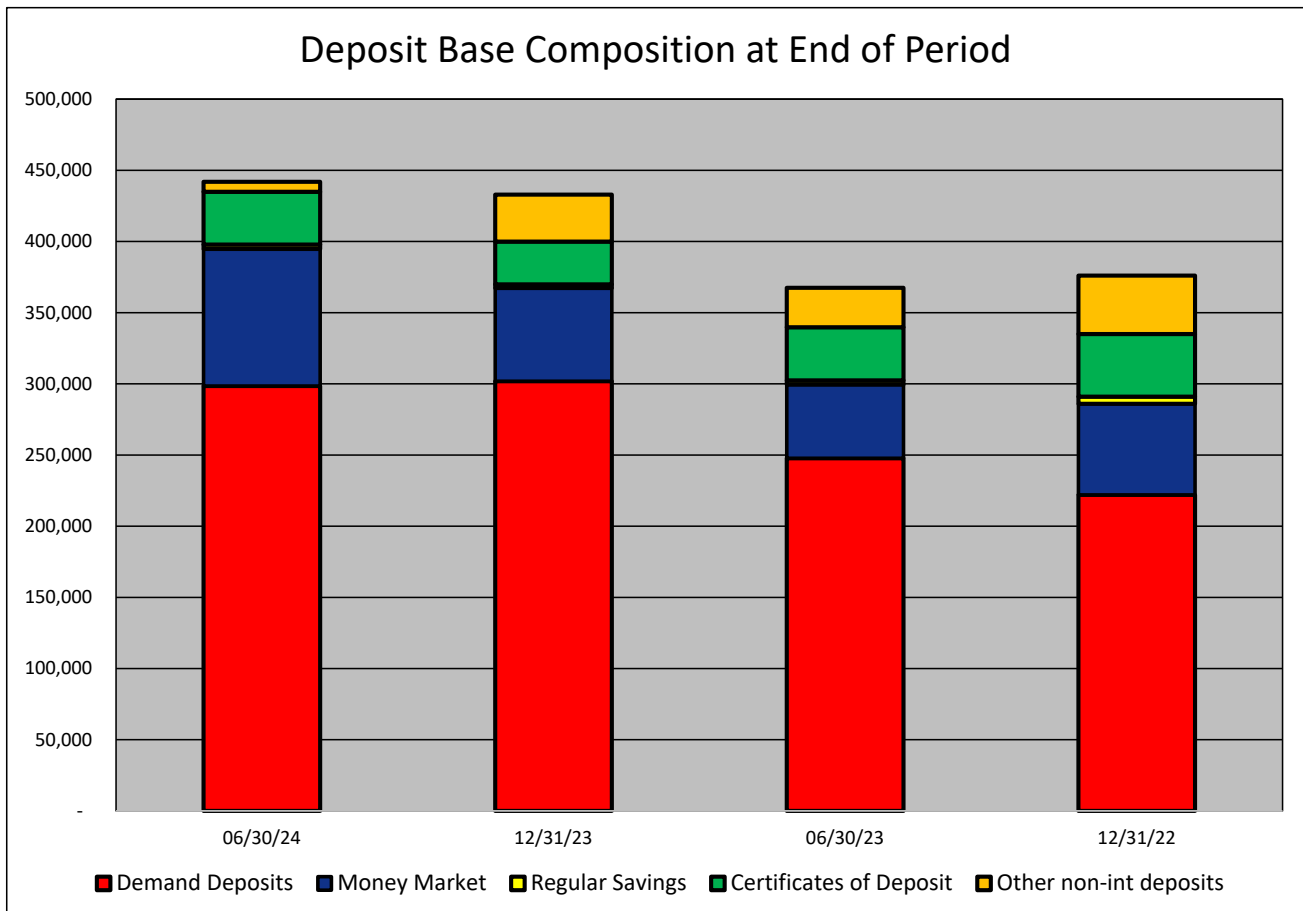
Total-90+ Days Past Due	-	-	-	-	-	NA
Total-Nonaccrual	1,432	1,327	1,665	1,243	(233)	(13.99)
Foreclosed Real Estate	-	-	-	-	-	NA
Total Non-perf Assets	<u>1,432</u>	<u>1,327</u>	<u>1,665</u>	<u>1,243</u>	<u>(233)</u>	<u>(13.99)</u>

DEPOSIT BASE COMPOSITION - Florida Capital Bank, National Association
(Dollars in Thousands)

As of:	06/30/24	12/31/23	06/30/23	12/31/22	\$ Change 12 MTHS	% Change 12 MTHS
--------	----------	----------	----------	----------	----------------------	---------------------

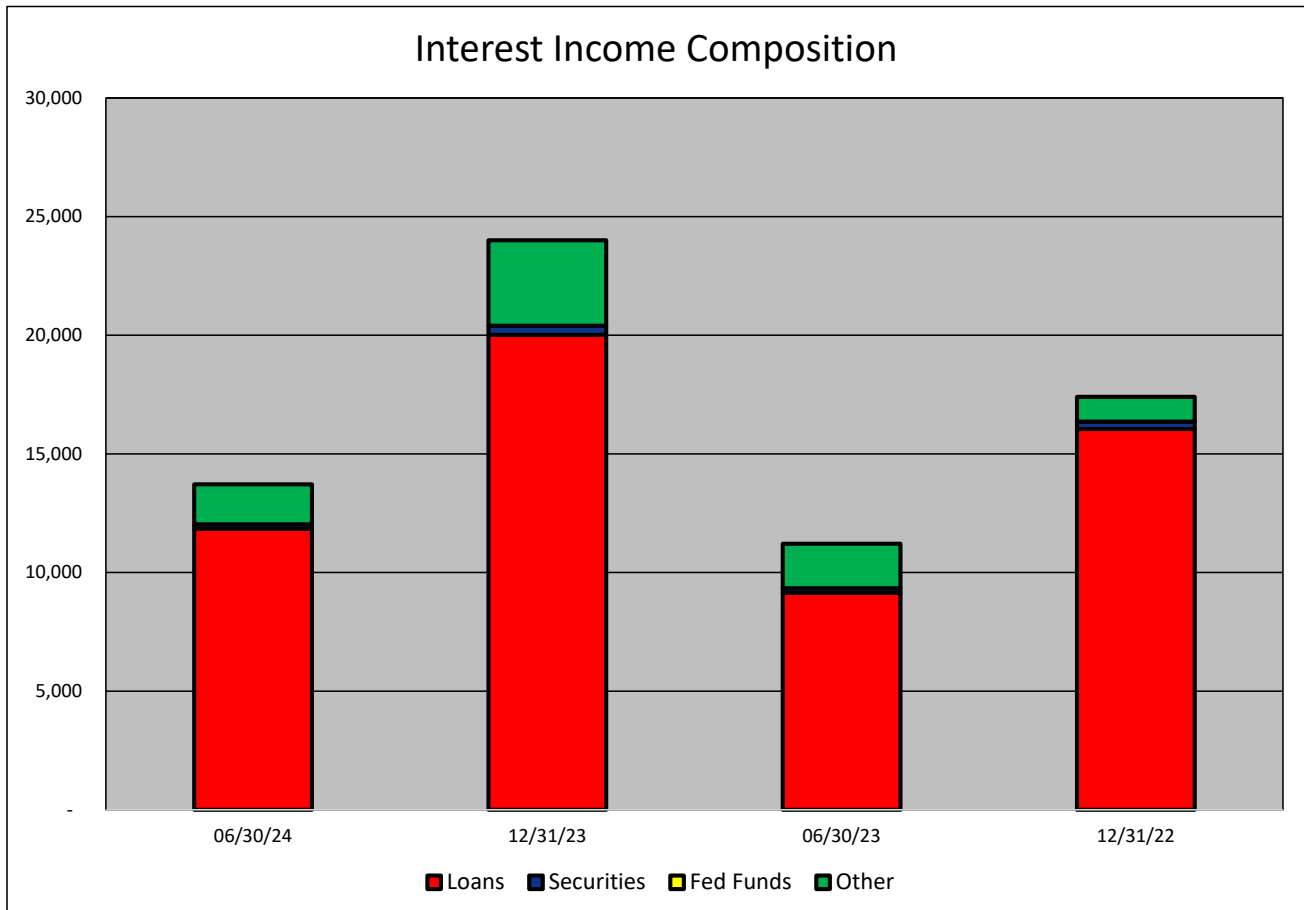
DEPOSIT BASE CATEGORY:

Demand Deposits	298,456	301,828	247,696	221,979	50,760	20.49
Money Market	96,279	65,424	51,770	64,027	44,509	85.97
Regular Savings	3,076	2,665	2,972	5,009	104	3.50
Certificates of Deposit	37,057	29,988	37,295	43,983	(238)	(0.64)
Other non-int deposits	7,069	32,999	27,684	40,997	(20,615)	(74.47)
Total Deposits	441,937	432,904	367,417	375,995	74,520	20.28



INTEREST INCOME COMPOSITION- Florida Capital Bank, National Association
(Dollars in Thousands)

As of:	06/30/24	12/31/23	06/30/23	12/31/22	\$ Change 12 MTHS	% Change 12 MTHS
INTEREST INCOME CATEGORY						
Loans	11,843	20,017	9,146	16,047	2,697	29.49
Securities	190	386	193	315	(3)	(1.55)
Fed Funds	-	-	-	-	-	NA
Other	1,680	3,600	1,871	1,040	(191)	(10.21)
Total Int Income	13,713	24,003	11,210	17,402	2,503	22.33

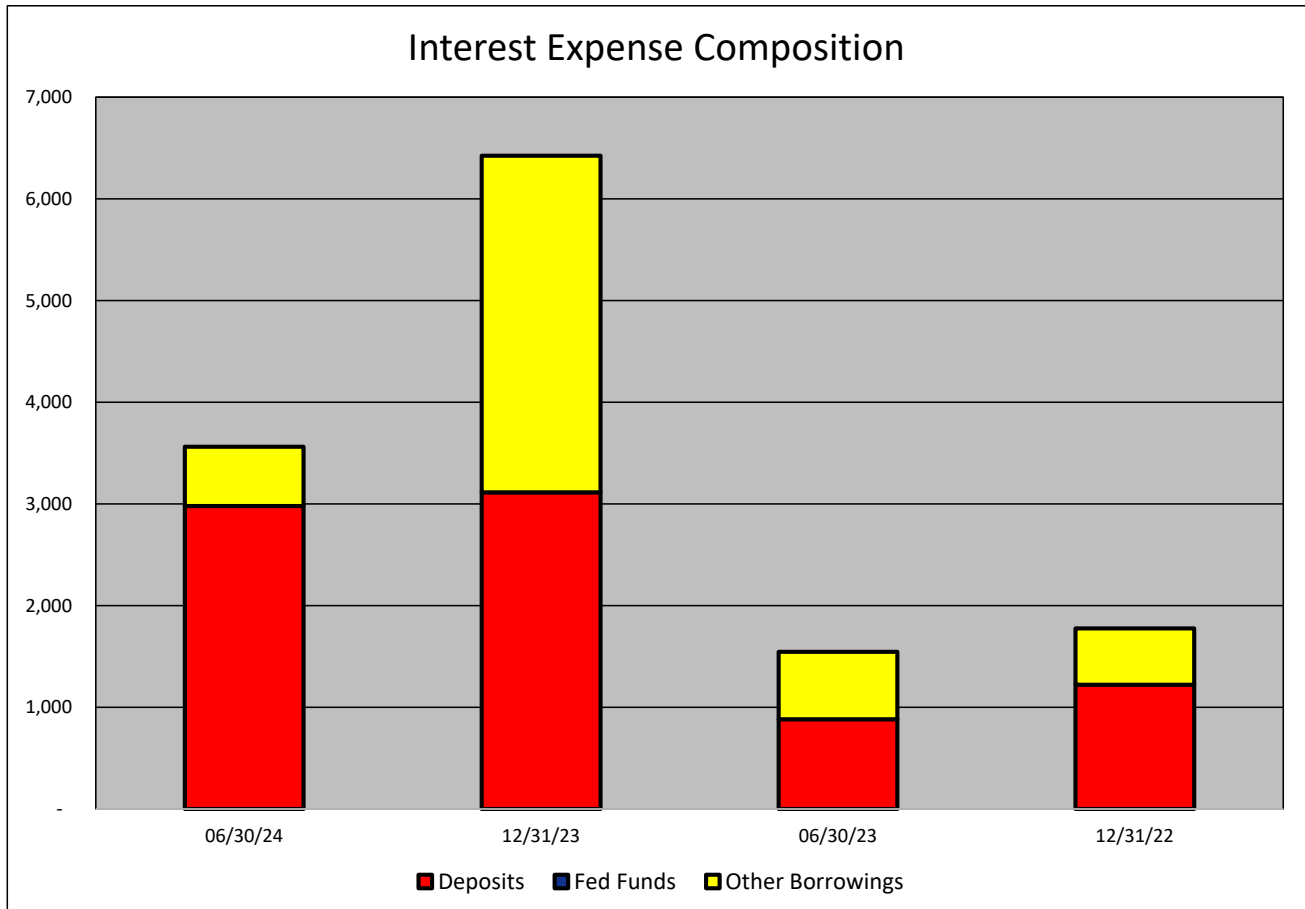


INTEREST EXPENSE COMPOSITION- Florida Capital Bank, National Association
(Dollars in Thousands)

As of:	06/30/24	12/31/23	06/30/23	12/31/22	\$ Change 12 MTHS	% Change 12 MTHS
--------	----------	----------	----------	----------	----------------------	---------------------

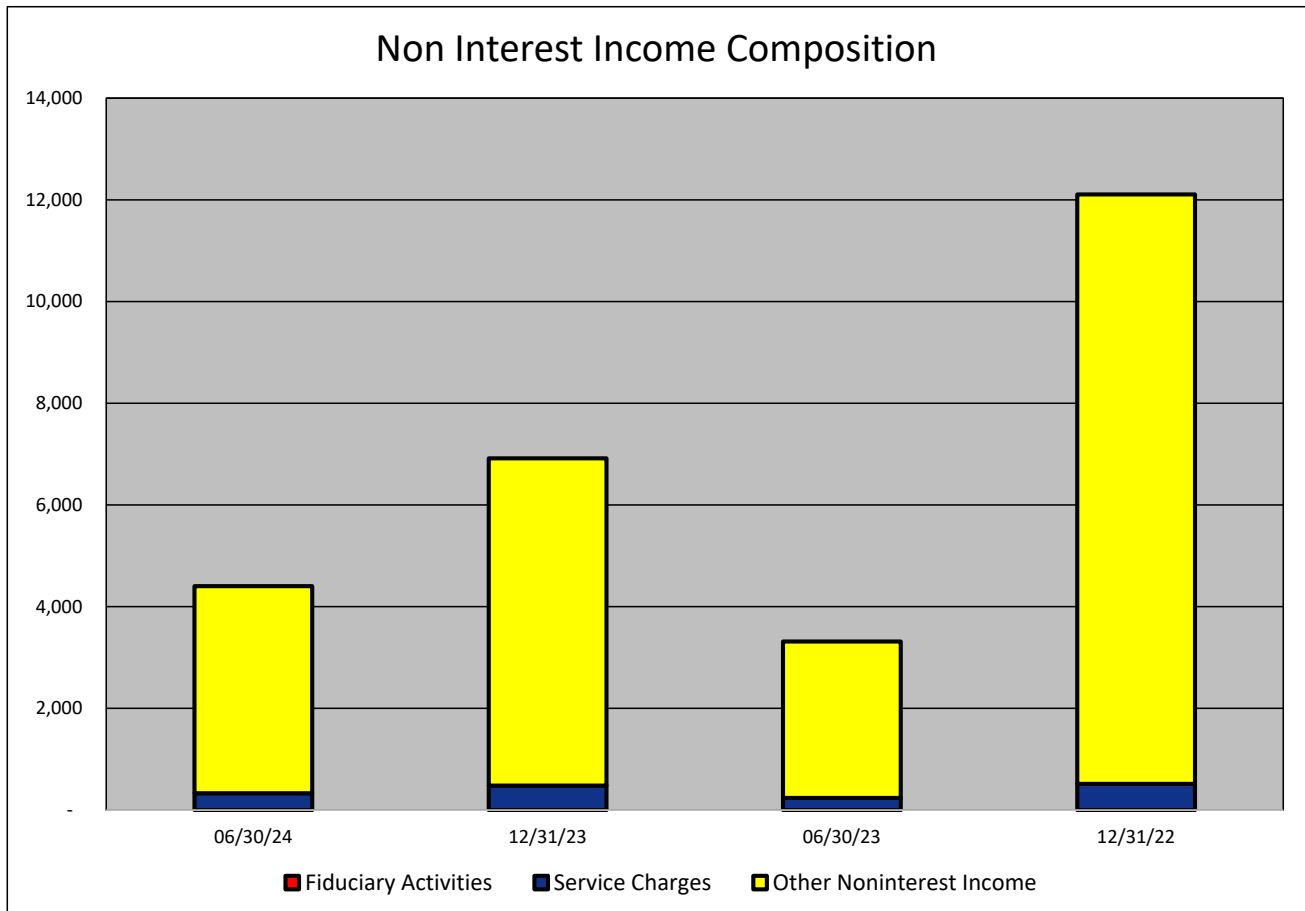
INTEREST EXPENSE CATEGORY

Deposits	2,980	3,114	882	1,222	2,098	237.87
Fed Funds	-	-	-	-	-	NA
Other Borrowings	583	3,311	664	554	(81)	(12.20)
Total Int Expense	3,563	6,425	1,546	1,776	2,017	130.47



NONINTEREST INCOME COMPOSITION- Florida Capital Bank, National Association
(Dollars in Thousands)

As of:	06/30/24	12/31/23	06/30/23	12/31/22	\$ Change 12 MTHS	% Change 12 MTHS
NONINTEREST INCOME CATEGORY						
Fiduciary Activities	-	-	-	-	-	NA
Service Charges	332	482	239	516	93	38.91
Other Noninterest Income	4,071	6,436	3,077	11,590	994	32.30
Total Nonint. Income	4,403	6,918	3,316	12,106	1,087	32.78

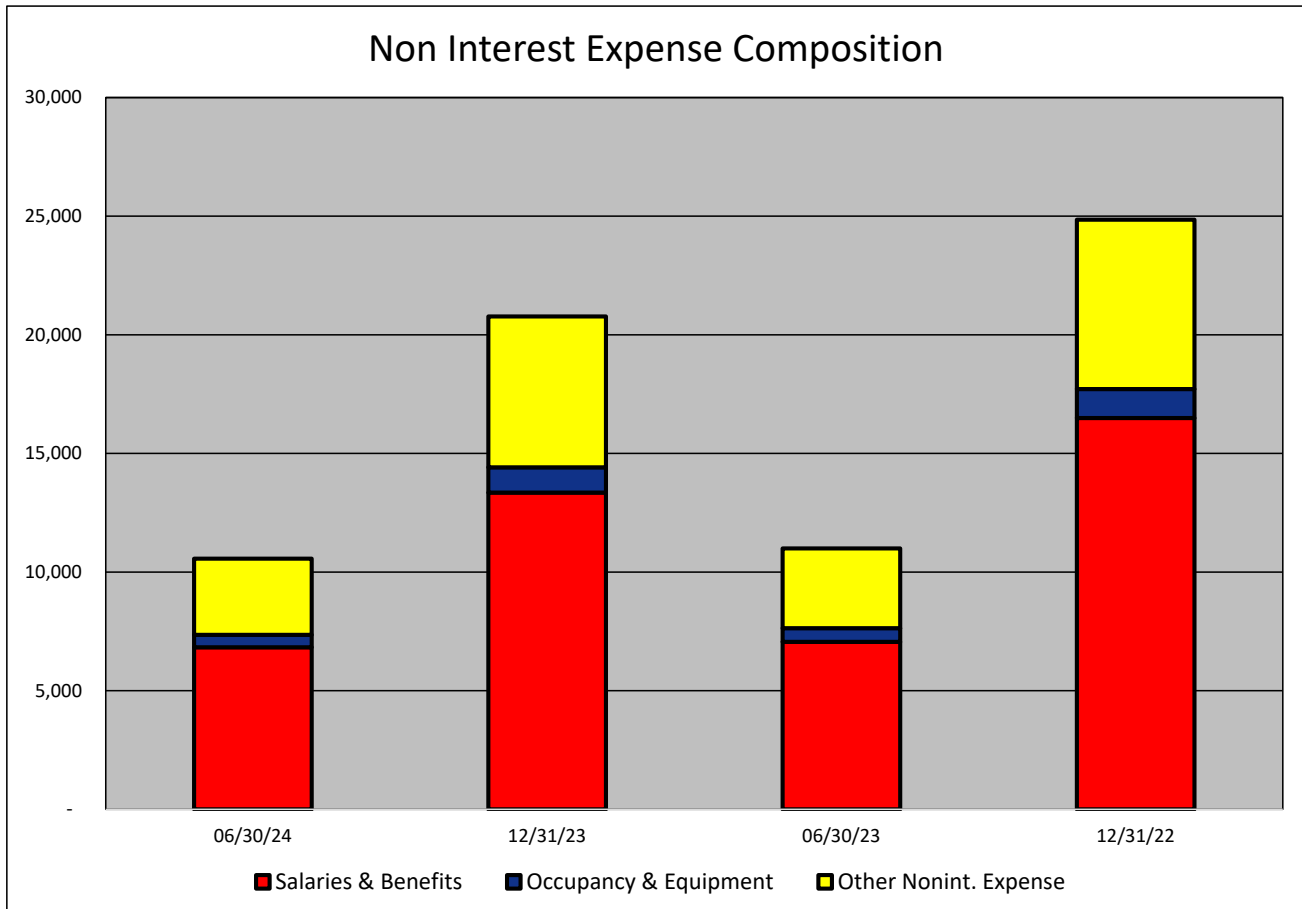


NONINTEREST EXPENSE COMPOSITION- Florida Capital Bank, National Association
(Dollars in Thousands)

As of:	06/30/24	12/31/23	06/30/23	12/31/22	\$ Change 12 MTHS	% Change 12 MTHS
--------	----------	----------	----------	----------	----------------------	---------------------

NONINTEREST EXPENSE CATEGORY

Salaries & Benefits	6,831	13,348	7,057	16,494	(226)	(3.20)
Occupancy & Equipment	521	1,067	576	1,218	(55)	(9.55)
Other Nonint. Expense	3,214	6,359	3,361	7,139	(147)	(4.37)
Total Nonint. Expense	10,566	20,774	10,994	24,851	(428)	(3.89)



PEER GROUP COMPARISONS REPORT
North Florida Group

BALANCE SHEET

Institution name	Total Assets \$000		% Change in Assets
	This Year	Last Year	
One Florida Bank	1,792,476	1,547,417	15.84
Dlp Bank	270,888	242,287	11.80
Lafayette State Bank	223,927	201,284	11.25
Intracoastal Bank	541,595	491,824	10.12
Prime Meridian Bank	893,283	820,921	8.81
First Federal Bank	4,185,394	3,853,237	8.62
Everbank, National Association	39,445,857	36,454,143	8.21
Florida Capital Bank, National Association	555,652	522,061	6.43
Fnbt Bank	596,551	568,069	5.01
Pnb Community Bank	156,683	149,226	5.00
Madison County Community Bank	183,195	174,937	4.72
First National Bank Northwest Florida	175,755	169,191	3.88
Bank Of Pensacola	147,302	144,514	1.93
Peoples Bank Of Graceville	117,782	119,702	(1.60)
Capital City Bank	4,219,288	4,393,763	(3.97)
The Warrington Bank	179,539	187,536	(4.26)

Select Peer Average	3,355,323	3,127,507	5.74
----------------------------	------------------	------------------	-------------

PEER GROUP COMPARISONS REPORT
North Florida Group

BALANCE SHEET

Institution name	Total Loans \$'000		% Change in Loans
	This Year	Last Year	
Dlp Bank	97,139	75,025	29.48
First Federal Bank	1,373,114	1,098,512	25.00
Fnbt Bank	260,879	219,005	19.12
Florida Capital Bank, National Association	479,361	411,611	16.46
Intracoastal Bank	397,065	345,936	14.78
One Florida Bank	1,317,792	1,181,244	11.56
Prime Meridian Bank	695,549	626,087	11.09
Bank Of Pensacola	68,785	62,995	9.19
Peoples Bank Of Graceville	40,512	38,211	6.02
The Warrington Bank	53,787	51,439	4.56
Pnb Community Bank	111,992	108,225	3.48
Lafayette State Bank	144,934	140,506	3.15
Everbank, National Association	28,122,479	28,254,999	(0.47)
Capital City Bank	2,714,245	2,734,911	(0.76)
First National Bank Northwest Florida	59,120	60,399	(2.12)
Madison County Community Bank	82,288	85,056	(3.25)

Select Peer Average	2,251,190	2,218,385	9.21
----------------------------	-----------	-----------	------

PEER GROUP COMPARISONS REPORT
North Florida Group

CAPITAL RATIOS
For the six months June 30, 2024

Institution name	Equity/ Assets	Leverage Ratio	Tier 1 Risk- based Ratio	Risk based Capital Ratio	Common Equity Tier 1 Capital Ratio
First National Bank Northwest Florida	15.49	15.66	51.49	52.75	51.49
The Warrington Bank	15.46	15.11	0.00	0.00	0.00
Dlp Bank	16.08	13.92	0.00	0.00	0.00
Fnbt Bank	11.09	11.35	24.62	25.87	24.62
Florida Capital Bank, National Association	10.55	11.05	14.49	15.74	14.49
Peoples Bank Of Graceville	5.08	10.39	29.43	30.44	29.43
Prime Meridian Bank	9.27	10.32	13.29	14.09	13.29
Intracoastal Bank	5.80	9.54	10.82	12.06	10.82
First Federal Bank	8.04	9.36	17.22	17.57	17.22
Capital City Bank	10.78	9.35	14.51	15.70	14.51
Pnb Community Bank	7.61	9.34	0.00	0.00	0.00
Everbank, National Association	9.12	9.13	13.52	14.44	13.52
One Florida Bank	8.17	9.07	10.20	10.92	10.20
Madison County Community Bank	4.84	8.93	15.44	16.70	15.44
Bank Of Pensacola	8.47	8.78	21.07	22.00	21.07
Lafayette State Bank	5.93	8.51	12.05	13.30	12.05

Select Peer Average	9.49	10.61	15.51	16.35	15.51
----------------------------	------	-------	-------	-------	-------

PEER GROUP COMPARISONS REPORT
North Florida Group

BALANCE SHEET RATIOS
For the six months June 30, 2024

Institution name	Loans/ Deposits	Gross Loans/ Assets	Securities/ Assets
Florida Capital Bank, National Association	108.47	86.27	2.21
Everbank, National Association	95.93	71.29	25.04
Prime Meridian Bank	87.83	77.86	12.66
One Florida Bank	81.17	73.52	5.20
Intracoastal Bank	81.07	73.31	21.87
Pnb Community Bank	78.39	71.48	17.73
Capital City Bank	73.67	64.33	20.99
Lafayette State Bank	69.78	64.72	14.80
Bank Of Pensacola	53.18	46.70	44.53
Fnbt Bank	49.52	43.73	20.68
Madison County Community Bank	49.24	44.92	35.70
Dlp Bank	42.88	35.86	25.17
First National Bank Northwest Florida	40.07	33.64	5.15
The Warrington Bank	39.42	29.96	66.63
First Federal Bank	38.89	32.81	54.72
Peoples Bank Of Graceville	36.45	34.40	57.59

Select Peer Average	64.12	55.30	26.92
----------------------------	-------	-------	-------

PEER GROUP COMPARISONS REPORT
North Florida Group

PROFITABILITY RATIOS
For the six months June 30, 2024

Institution name	Avg Total Assets (\$000)	Return on Avg Assets	Return on Avg Equity
First National Bank Northwest Florida	176,032	2.47	16.65
Fnbt Bank	580,523	2.24	20.09
Capital City Bank	4,257,568	1.29	12.24
Intracoastal Bank	525,996	1.11	19.12
Lafayette State Bank	217,018	1.06	19.90
Pnb Community Bank	157,864	1.06	14.55
Dlp Bank	240,148	1.02	5.74
Florida Capital Bank, National Association	534,420	0.95	8.86
Prime Meridian Bank	868,248	0.91	9.77
First Federal Bank	4,220,316	0.86	11.28
One Florida Bank	1,701,537	0.84	10.08
Peoples Bank Of Graceville	116,665	0.74	15.34
Everbank, National Association	37,624,091	0.60	6.39
Madison County Community Bank	181,325	0.52	10.59
Bank Of Pensacola	142,124	0.30	3.41
The Warrington Bank	184,040	0.20	1.33

Select Peer Average	3,232,995	1.01	11.58
----------------------------	-----------	------	-------

PEER GROUP COMPARISONS REPORT
North Florida Group

PROFITABILITY RATIOS
For the six months June 30, 2024

Institution name	Noninterest Income/AA	Net Overhead Ratio	Efficiency Ratio	Assets (per million) per Employee
First National Bank Northwest Florida	0.09	1.67	41.59	7.03
Fnbt Bank	1.01	1.53	53.20	8.06
One Florida Bank	0.12	1.72	60.55	11.34
Prime Meridian Bank	0.28	1.99	62.78	7.91
Intracoastal Bank	0.17	1.81	65.14	11.77
Everbank, National Association	0.21	1.47	65.77	25.16
Peoples Bank Of Graceville	0.27	1.35	67.73	9.06
Capital City Bank	1.69	1.99	68.03	5.48
Lafayette State Bank	0.96	2.61	68.25	4.87
Pnb Community Bank	0.34	2.97	69.91	3.92
First Federal Bank	1.29	1.54	71.57	6.69
Florida Capital Bank, National Association	1.65	2.31	72.60	4.75
Dlp Bank	0.72	3.77	74.29	7.52
Madison County Community Bank	0.54	2.39	81.29	5.09
Bank Of Pensacola	0.20	1.70	83.23	10.52
The Warrington Bank	0.25	1.81	88.59	5.79

Select Peer Average	0.61	2.04	68.41	8.43
----------------------------	------	------	-------	------

PEER GROUP COMPARISONS REPORT
North Florida Group

ASSET QUALITY RATIOS
For the six months June 30, 2024

Institution name	Allowance/ Loans	Nonperf Loans/ Total Loans	Nonperf Assets/ Total Assets	Adjusted Texas Ratio
Bank Of Pensacola	0.80	0.00	0.00	0.00
First National Bank Northwest Florida	2.07	0.00	0.00	0.00
Peoples Bank Of Graceville	0.93	0.01	0.00	0.06
The Warrington Bank	0.99	0.00	0.00	0.00
Fnbt Bank	1.77	0.01	0.01	0.05
One Florida Bank	0.82	0.02	0.02	0.19
Capital City Bank	1.08	0.20	0.15	1.56
Madison County Community Bank	2.04	0.42	0.19	3.30
Florida Capital Bank, National Association	1.25	0.30	0.26	1.28
Prime Meridian Bank	0.76	0.44	0.34	3.44
Lafayette State Bank	1.74	1.01	0.65	9.26
First Federal Bank	0.62	3.32	1.09	2.69
Pnb Community Bank	1.25	1.28	1.31	15.41
Intracoastal Bank	1.36	1.86	1.36	20.01
Everbank, National Association	0.83	1.88	1.37	3.82
Dlp Bank	1.90	3.67	1.68	13.61

Select Peer Average	1.26	0.90	0.53	4.67
----------------------------	------	------	------	------

PEER GROUP COMPARISONS REPORT
North Florida Group

STATEMENT OF CONDITION (% OF ASSETS)
For the six months June 30, 2024

Institution name	Cash & Nointerest bearing Deps	Interest- bearing Bal	Fed Funds Sold & Repos	Held to Maturity Secs	Available for Sale Secs
Lafayette State Bank	4.32	11.27	0.00	0.00	14.80
Bank Of Pensacola	4.31	3.37	0.00	44.53	0.00
The Warrington Bank	2.36	0.09	0.00	66.63	0.00
Pnb Community Bank	2.10	4.37	2.02	0.00	17.73
Capital City Bank	1.78	6.46	0.00	13.82	7.18
Madison County Community Bank	1.58	9.92	0.00	0.00	35.70
Prime Meridian Bank	1.41	1.12	3.17	1.49	11.17
Florida Capital Bank, National Association	1.36	6.72	0.00	0.00	2.21
Dlp Bank	1.09	26.52	4.03	0.00	25.17
First National Bank Northwest Florida	0.89	59.83	0.11	3.91	1.24
Peoples Bank Of Graceville	0.78	6.42	0.00	43.80	13.79
One Florida Bank	0.77	19.57	0.00	0.00	5.20
Intracoastal Bank	0.76	1.19	0.00	0.00	21.87
First Federal Bank	0.67	1.18	0.00	0.00	54.72
Fnbt Bank	0.53	33.25	0.00	20.68	0.00
Everbank, National Association	0.12	1.45	0.00	0.07	24.93

Select Peer Average	1.55	12.05	0.58	12.18	14.73
----------------------------	-------------	--------------	-------------	--------------	--------------

PEER GROUP COMPARISONS REPORT
North Florida Group

STATEMENT OF CONDITION (% OF ASSETS)
For the six months June 30, 2024

Institution name	Net Loans & Leases	Premises & Fixed Assets	Total Real Estate Owned	Intangible Assets
Prime Meridian Bank	76.66	1.09	0.00	0.00
Florida Capital Bank, National Association	74.80	0.26	0.00	0.01
One Florida Bank	72.92	0.56	0.00	0.00
Intracoastal Bank	72.32	1.04	0.00	0.00
Everbank, National Association	70.70	0.11	0.02	0.01
Pnb Community Bank	70.59	1.50	0.39	0.00
Lafayette State Bank	63.60	2.22	0.00	0.00
Capital City Bank	63.07	2.53	0.02	2.13
Bank Of Pensacola	46.32	0.76	0.00	0.00
Madison County Community Bank	44.00	4.59	0.00	0.00
Fnbt Bank	42.50	1.82	0.00	0.00
Dlp Bank	35.18	1.46	0.37	4.41
Peoples Bank Of Graceville	34.07	0.15	0.00	0.00
First National Bank Northwest Florida	32.94	0.48	0.00	0.01
The Warrington Bank	29.66	0.59	0.00	0.00
First Federal Bank	29.22	0.93	0.00	4.83

Select Peer Average	53.66	1.26	0.05	0.71
----------------------------	-------	------	------	------

PEER GROUP COMPARISONS REPORT
North Florida Group

STATEMENT OF CONDITION (% OF TOTAL FUNDING SOURCES)
For the six months June 30, 2024

Institution name	Non Interest Bearing Deps	Interest Bearing Deps	Total Deps	Total Fed Funds & Repos	Other Borrowed Money
Florida Capital Bank, National Association	57.88	31.72	89.60	0.00	10.40
Dlp Bank	56.24	43.76	100.00	0.00	0.00
Bank Of Pensacola	44.10	52.18	96.28	3.72	0.00
Capital City Bank	41.79	56.79	98.58	0.60	0.82
Lafayette State Bank	39.49	60.51	100.00	0.00	0.00
Prime Meridian Bank	25.81	72.59	98.40	0.00	1.60
Pnb Community Bank	25.60	74.40	100.00	0.00	0.00
The Warrington Bank	24.96	65.19	90.15	0.60	9.25
Fnbt Bank	24.81	75.19	100.00	0.00	0.00
First National Bank Northwest Florida	23.57	76.43	100.00	0.00	0.00
One Florida Bank	23.42	75.66	99.08	0.00	0.92
Peoples Bank Of Graceville	21.32	78.68	100.00	0.00	0.00
Intracoastal Bank	21.07	75.96	97.03	0.00	2.97
Madison County Community Bank	20.52	76.58	97.10	0.00	2.90
First Federal Bank	7.81	85.24	93.05	0.00	6.95
Everbank, National Association	3.71	79.57	83.28	0.00	16.72

Select Peer Average	28.88	67.53	96.41	0.31	3.28
----------------------------	-------	-------	-------	------	------

PEER GROUP COMPARISONS REPORT
North Florida Group

YIELDS, COSTS & SPREADS - ASSET YIELDS
For the six months June 30, 2024

Institution name	Yield on Earning Assets	Cost of Funds	Net Interest Margin	Avg Earning Assets/AA
Dlp Bank	6.13	0.44	5.92	89.77
Pnb Community Bank	5.43	1.17	4.66	94.26
Lafayette State Bank	5.77	2.14	4.47	94.86
First National Bank Northwest Florida	6.19	2.59	4.43	93.69
Capital City Bank	4.91	1.04	4.05	91.46
Florida Capital Bank, National Association	5.32	4.71	3.94	96.50
Fnbt Bank	5.63	2.78	3.84	97.86
Prime Meridian Bank	5.51	2.85	3.50	95.40
Madison County Community Bank	4.89	2.23	3.15	96.22
Intracoastal Bank	5.20	2.97	2.97	96.49
First Federal Bank	5.23	2.36	2.97	89.12
One Florida Bank	5.62	3.85	2.96	98.35
Everbank, National Association	5.66	3.86	2.35	99.28
Bank Of Pensacola	3.18	1.90	2.13	97.42
The Warrington Bank	2.87	1.16	2.13	97.63
Peoples Bank Of Graceville	3.98	2.48	2.12	98.56

Select Peer Average	5.10	2.41	2.65	95.43
----------------------------	------	------	------	-------