

First Colony Bank Of Florida

Maitland, FL

Established
1/28/2008

Florida Bank and Thrift Performance Report

Table of Contents

| Title | Page |
|---------------------------------|-------------|
| PEER GROUP POSITION | 1 |
| EXECUTIVE SUMMARY | 2 |
| SELECTED FINANCIAL DATA | 3 |
| SECURITIES COMPOSITION | 4 |
| LOAN PORTFOLIO COMPOSITION | 5 |
| LOAN PORTFOLIO QUALITY | 6 |
| DEPOSIT BASE COMPOSITION | 7 |
| INTEREST INCOME COMPOSITION | 8 |
| INTEREST EXPENSE COMPOSITION | 9 |
| NONINTEREST INCOME COMPOSITION | 10 |
| NONINTEREST EXPENSE COMPOSITION | 11 |
| PEER GROUP COMPARISONS REPORT | 12-22 |

FLORIDA BANKING TEAM

Ted Hacker, Steve Kania, Robert Brink, David Ajvazi, Erica Hines, Sacha Widmaier, Anthony Hagbartsen, Madeline Bogumil, Lauren Klindt, Phillip Berdeguer, Andrew Joyce, Mai Tran, Meranda Joseph, Patricia Romero, Vanessa Hossler, Adam McCord, Allyson Wiitala, Jacob Ingram, Adam McCord, Rachel Jean, Brendan Yosko, Martha Zubia, Stephanie Flores, Joshua Koelsch, Krishna Reddy, Jacob Frantzen, Sander Ocasio, Brian Katz, Nicholas Singh, Martin Gonzalez

Information contained herein was obtained from FIS is believed to be reliable however, accuracy is not guaranteed and all peer and state averages are simple averages.

PEER GROUP POSITION

**For the
Central Florida Group**

For the six months June 30, 2024

| Institution name | Total Assets (\$'000's) |
|---------------------------------------|----------------------------|
| Southstate Bank, National Association | 45,481,202 |
| Citizens First Bank | 3,775,894 |
| Crews Bank & Trust | 2,160,584 |
| Cogent Bank | 1,931,272 |
| Citizens Bank And Trust | 1,338,732 |
| Bank Of Central Florida | 1,086,814 |
| United Southern Bank | 865,842 |
| Axiom Bank, National Association | 852,029 |
| Mainstreet Community Bank Of Florida | 807,304 |
| Winter Park National Bank | 793,742 |
| First Bank | 728,056 |
| Heartland National Bank | 713,354 |
| Sunrise Bank | 529,750 |
| The First National Bank Of Mount Dora | 363,329 |
| First Colony Bank Of Florida | 310,087 |
| Surety Bank | 205,983 |
| Commerce Bank & Trust | 173,127 |
| First National Bank Of Wauchula | 90,555 |

| Institution name | Return on Avg Assets (%) |
|---------------------------------------|-----------------------------|
| Surety Bank | 2.80 |
| Crews Bank & Trust | 1.75 |
| Heartland National Bank | 1.64 |
| First Colony Bank Of Florida | 1.53 |
| Cogent Bank | 1.39 |
| First Bank | 1.18 |
| Southstate Bank, National Association | 1.14 |
| Bank Of Central Florida | 1.10 |
| The First National Bank Of Mount Dora | 0.98 |
| Winter Park National Bank | 0.93 |
| Sunrise Bank | 0.90 |
| Citizens First Bank | 0.88 |
| United Southern Bank | 0.73 |
| First National Bank Of Wauchula | 0.62 |
| Axiom Bank, National Association | 0.58 |
| Commerce Bank & Trust | 0.56 |
| Citizens Bank And Trust | 0.55 |
| Mainstreet Community Bank Of Florida | 0.51 |

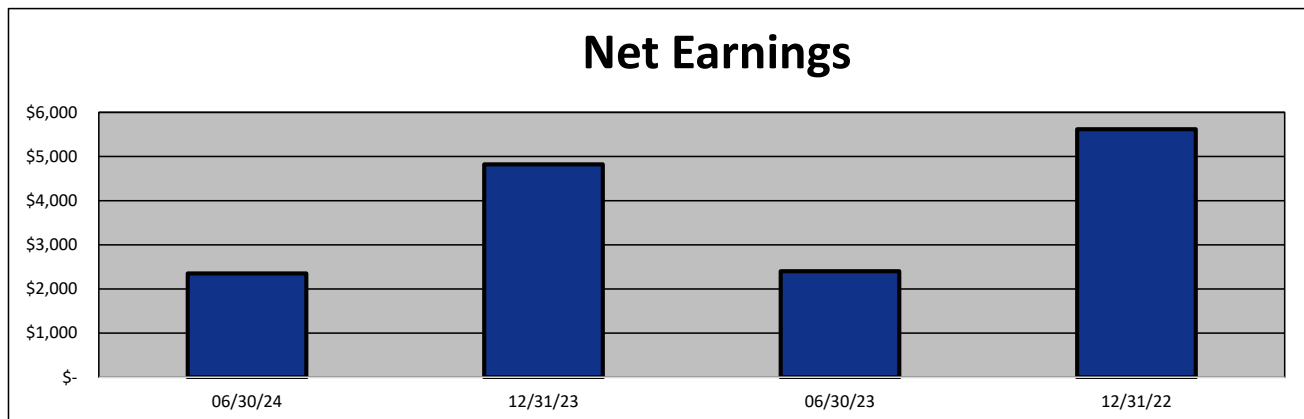
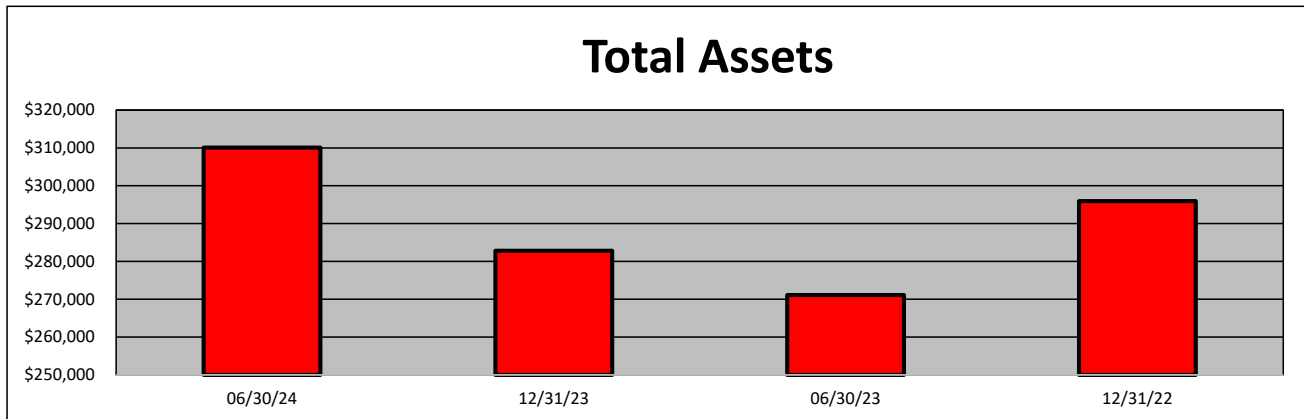
**EXECUTIVE SUMMARY - First Colony Bank of Florida
(Percentage)**

| Period Ending | 06/30/24 | 12/31/23 | 06/30/23 | 12/31/22 | State Avg. | Peer Avg. |
|------------------------------------|----------|----------|----------|----------|------------|-----------|
| CAPITAL RATIOS | | | | | | |
| Equity/Assets | 7.78 | 8.55 | 8.60 | 7.89 | 9.59 | 7.92 |
| Leverage Ratio | 8.48 | 9.56 | 9.52 | 8.51 | 10.67 | 9.52 |
| Tier 1 Cap/Risk Based Assets | 12.10 | 12.42 | 13.29 | 13.17 | 12.61 | 10.87 |
| Risk Based Ratio | 13.36 | 13.67 | 14.55 | 14.42 | 13.45 | 11.70 |
| Common Equity Tier 1 Capital Ratio | 12.10 | 12.42 | 13.29 | 13.17 | 12.57 | 10.87 |
| BALANCE SHEET RATIOS: | | | | | | |
| Loan/Deposit Ratio | 67.26 | 71.40 | 68.83 | 63.27 | 75.33 | 65.67 |
| Loans/Assets | 61.65 | 64.87 | 62.41 | 57.91 | 63.16 | 58.27 |
| Securities/Assets | 16.67 | 18.51 | 19.30 | 18.57 | 19.74 | 26.82 |
| PROFITABILITY: | | | | | | |
| Return on Avg Assets | 1.53 | 1.73 | 1.71 | 1.84 | 0.75 | 1.10 |
| Return on Avg Equity | 19.52 | 20.64 | 20.54 | 24.03 | 10.61 | 16.50 |
| Nonint Income/Avg Assets | 0.11 | 0.11 | 0.10 | 0.14 | 0.79 | 0.78 |
| Net Overhead Ratio | 1.58 | 1.61 | 1.67 | 1.46 | 2.14 | 1.71 |
| Efficiency Ratio | 50.58 | 47.29 | 48.04 | 44.28 | 72.23 | 63.08 |
| Assets (per million) per Employee | 16.32 | 14.89 | 14.27 | 16.44 | 10.25 | 9.08 |
| ASSET QUALITY: | | | | | | |
| Allowance/Loans | 1.60 | 1.67 | 1.76 | 1.68 | 1.31 | 1.48 |
| Nonperforming Loans/Total Loans | 0.00 | 0.00 | 0.00 | 0.00 | 0.56 | 0.50 |
| Nonperforming Assets/Total Assets | 0.00 | 0.00 | 0.00 | 0.00 | 0.38 | 0.31 |
| Adjusted Texas Ratio | 0.00 | 0.00 | 0.00 | 0.00 | 4.10 | 5.77 |
| YIELDS & COSTS: | | | | | | |
| Yield on earning assets | 5.06 | 4.56 | 4.33 | 3.64 | 5.44 | 5.04 |
| Cost of funds | 2.17 | 1.28 | 0.96 | 0.23 | 3.03 | 2.66 |
| Net interest margin | 3.14 | 3.44 | 3.49 | 3.43 | 2.85 | 3.30 |
| Avg Earning Assets/Avg Assets | 99.04 | 98.89 | 98.87 | 98.67 | 95.94 | 95.36 |

SELECTED FINANCIAL DATA - First Colony Bank of Florida
(Dollars in Thousands)

| As of: | 06/30/24 | 12/31/23 | 06/30/23 | 12/31/22 | \$ Change 12 MTHS | % Change 12 MTHS |
|----------------------|-----------------|-----------------|-----------------|-----------------|------------------------------|-----------------------------|
| Total Assets | 310,087 | 282,827 | 271,110 | 295,933 | 38,977 | 14.38 |
| Cash and Equivalents | 67,040 | 46,712 | 49,330 | 69,173 | 17,710 | 35.90 |
| Securities | 51,686 | 52,356 | 52,313 | 54,965 | (627) | (1.20) |
| Loans, net | 191,168 | 183,457 | 169,195 | 171,382 | 21,973 | 12.99 |
| Deposit Accounts | 284,238 | 256,927 | 245,824 | 270,855 | 38,414 | 15.63 |
| Fed Funds & Repos | - | - | - | - | - | NA |
| Total Equity | 24,124 | 24,189 | 23,307 | 23,362 | 817 | 3.51 |

| Period Ending | 06/30/24 | 12/31/23 | 06/30/23 | 12/31/22 | \$ Change 12 MTHS | % Change 12 MTHS |
|----------------------------|-----------------|-----------------|-----------------|-----------------|------------------------------|-----------------------------|
| Net Earnings | 2,351 | 4,822 | 2,402 | 5,617 | (51) | (2.12) |
| Interest Income | 7,678 | 12,568 | 6,013 | 10,926 | 1,665 | 27.69 |
| Interest Expense | 2,908 | 3,075 | 1,166 | 611 | 1,742 | 149.40 |
| Net Interest Income | 4,770 | 9,493 | 4,847 | 10,315 | (77) | (1.59) |
| Prov for Credit Losses | - | 180 | 100 | 240 | (100) | (100.00) |
| Noninterest income | 172 | 320 | 135 | 439 | 37 | 27.41 |
| Gain on Sale of Securities | - | - | - | - | - | NA |
| Noninterest Expense | 2,591 | 4,811 | 2,480 | 4,897 | 111 | 4.48 |
| Net Operating Income | 2,351 | 4,822 | 2,402 | 5,617 | (51) | (2.12) |
| Income Taxes | - | - | - | - | - | NA |

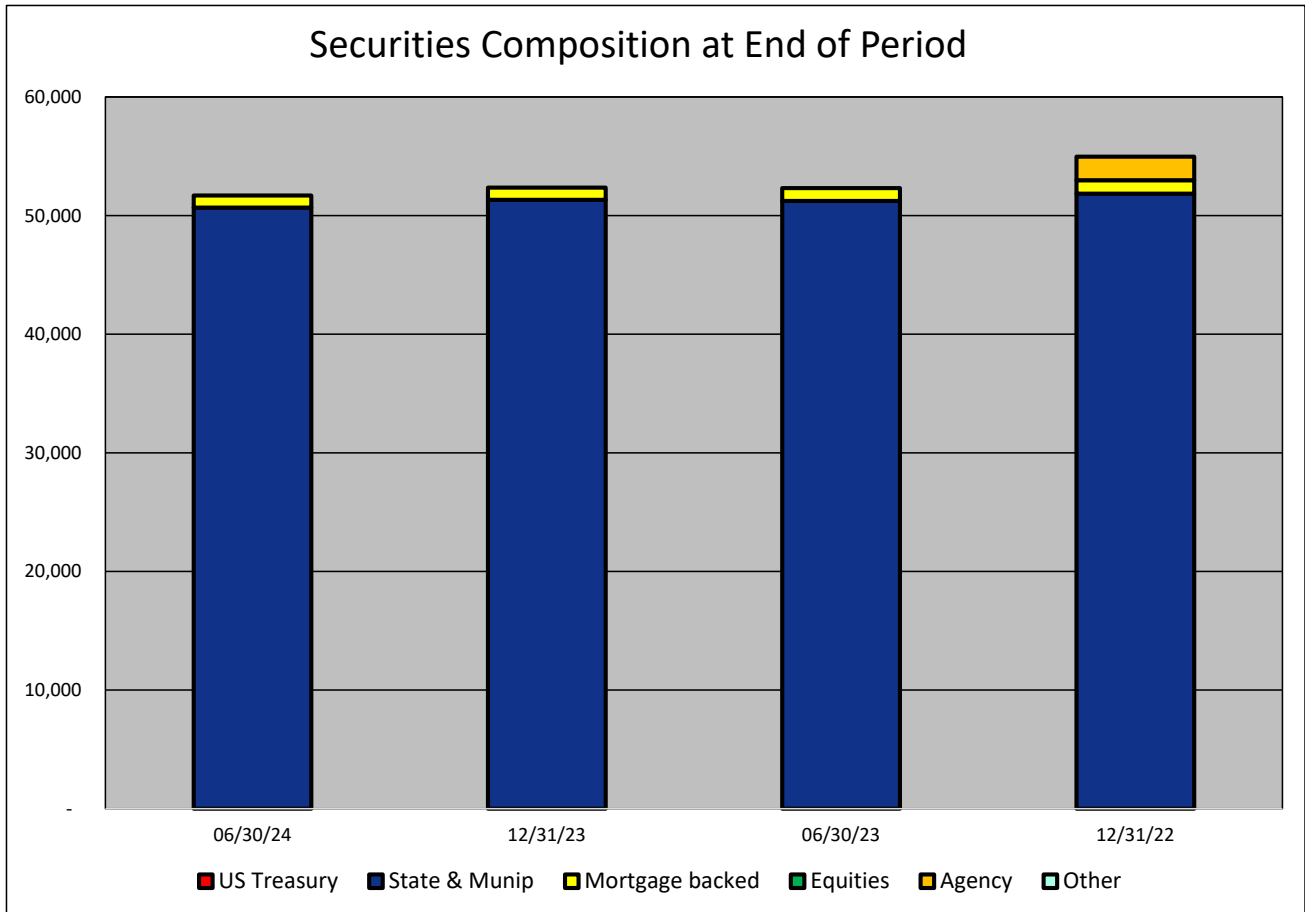


SECURITIES COMPOSITION - First Colony Bank of Florida
(Dollars in Thousands)

| As of: | 06/30/24 | 12/31/23 | 06/30/23 | 12/31/22 | \$ Change 12 MTHS | % Change 12 MTHS |
|--------|----------|----------|----------|----------|----------------------|---------------------|
|--------|----------|----------|----------|----------|----------------------|---------------------|

SECURITIES CATEGORY:

| | | | | | | |
|-------------------------|---------------|---------------|---------------|---------------|--------------|---------------|
| US Treasury | - | - | - | - | - | NA |
| State & Munip | 50,671 | 51,325 | 51,233 | 51,850 | (562) | (1.10) |
| Mortgage backed | 1,015 | 1,031 | 1,080 | 1,130 | (65) | (6.02) |
| Equities | - | - | - | - | - | NA |
| Agency | - | - | - | 1,985 | - | NA |
| Other | - | - | - | - | - | NA |
| Total Securities | 51,686 | 52,356 | 52,313 | 54,965 | (627) | (1.20) |

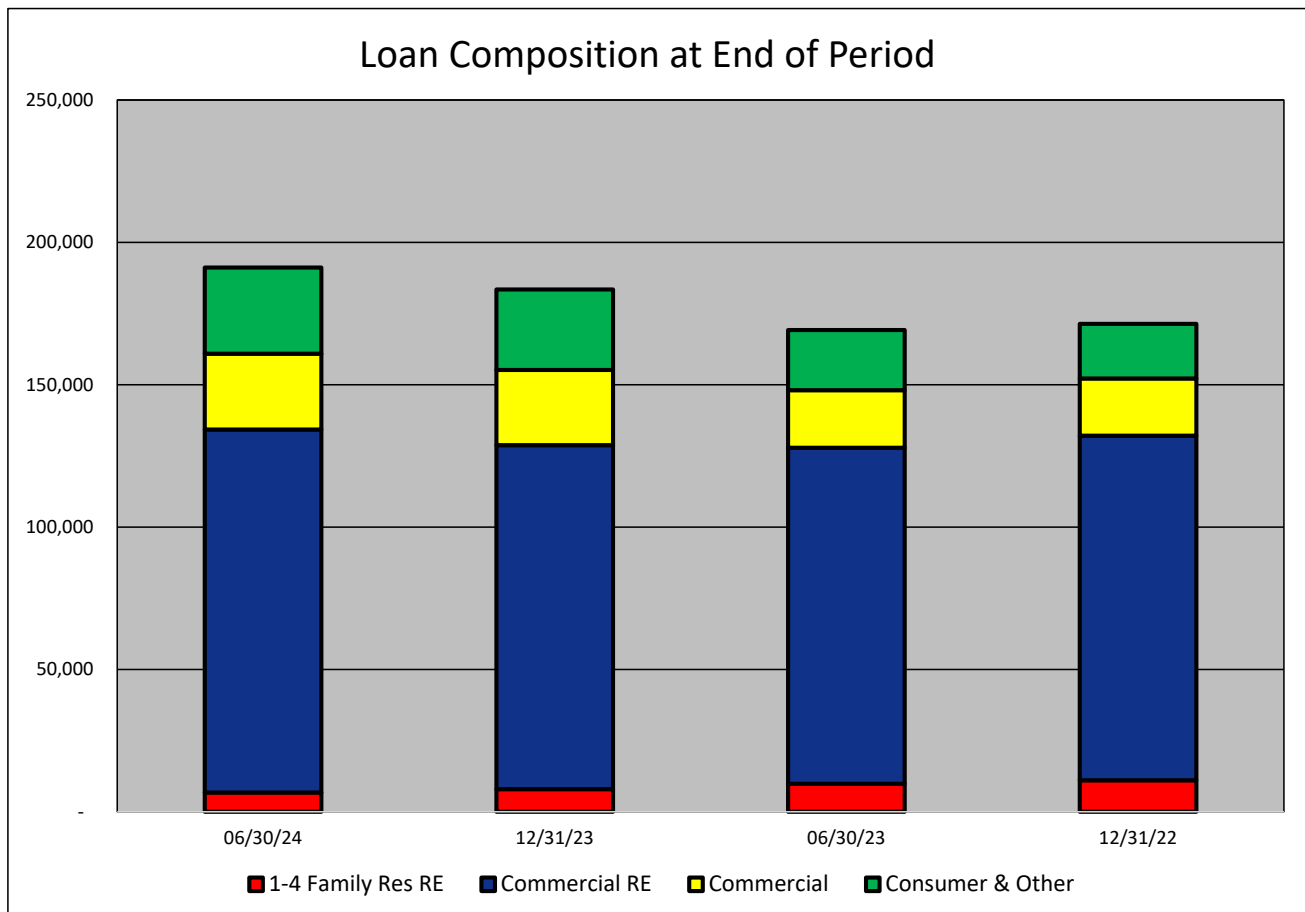


LOAN PORTFOLIO COMPOSITION - First Colony Bank of Florida
(Dollars in Thousands)

| As of: | 06/30/24 | 12/31/23 | 06/30/23 | 12/31/22 | \$ Change 12 MTHS | % Change 12 MTHS |
|--------|----------|----------|----------|----------|----------------------|---------------------|
|--------|----------|----------|----------|----------|----------------------|---------------------|

LOAN CATEGORY:

| | | | | | | |
|-------------------|----------------|----------------|----------------|----------------|---------------|--------------|
| 1-4 Family Res RE | 6,773 | 7,956 | 9,867 | 11,063 | (3,094) | (31.36) |
| Commercial RE | 127,484 | 120,807 | 118,016 | 121,061 | 9,468 | 8.02 |
| Commercial | 26,618 | 26,428 | 20,180 | 20,053 | 6,438 | 31.90 |
| Consumer & Other | 30,293 | 28,266 | 21,132 | 19,205 | 9,161 | 43.35 |
| Loans, Net | 191,168 | 183,457 | 169,195 | 171,382 | 21,973 | 12.99 |



LOAN PORTFOLIO QUALITY - First Colony Bank of Florida
(Dollars in Thousands)

| As of: | 06/30/24 | 12/31/23 | 06/30/23 | 12/31/22 | \$ Change 12 MTHS | % Change 12 MTHS |
|--------|----------|----------|----------|----------|----------------------|---------------------|
|--------|----------|----------|----------|----------|----------------------|---------------------|

ALLOWANCE FOR CREDIT LOSSES (LOANS):

| | | | | | | |
|------------------------------|-------|-------|-------|-------|-------|----------|
| Beginning Balance | 3,065 | 2,885 | 2,885 | 2,645 | 180 | 6.24 |
| Total Recoveries | - | - | - | - | - | NA |
| Total Charge-offs | - | - | - | - | - | NA |
| Provision Expense | - | 180 | 100 | 240 | (100) | (100.00) |
| Writedown Transfer Loans HFS | - | - | - | - | - | NA |
| Adjustments | - | - | - | - | - | NA |
| Ending Balance | 3,065 | 3,065 | 2,985 | 2,885 | 80 | 2.68 |

NON-PERFORMING ASSETS:

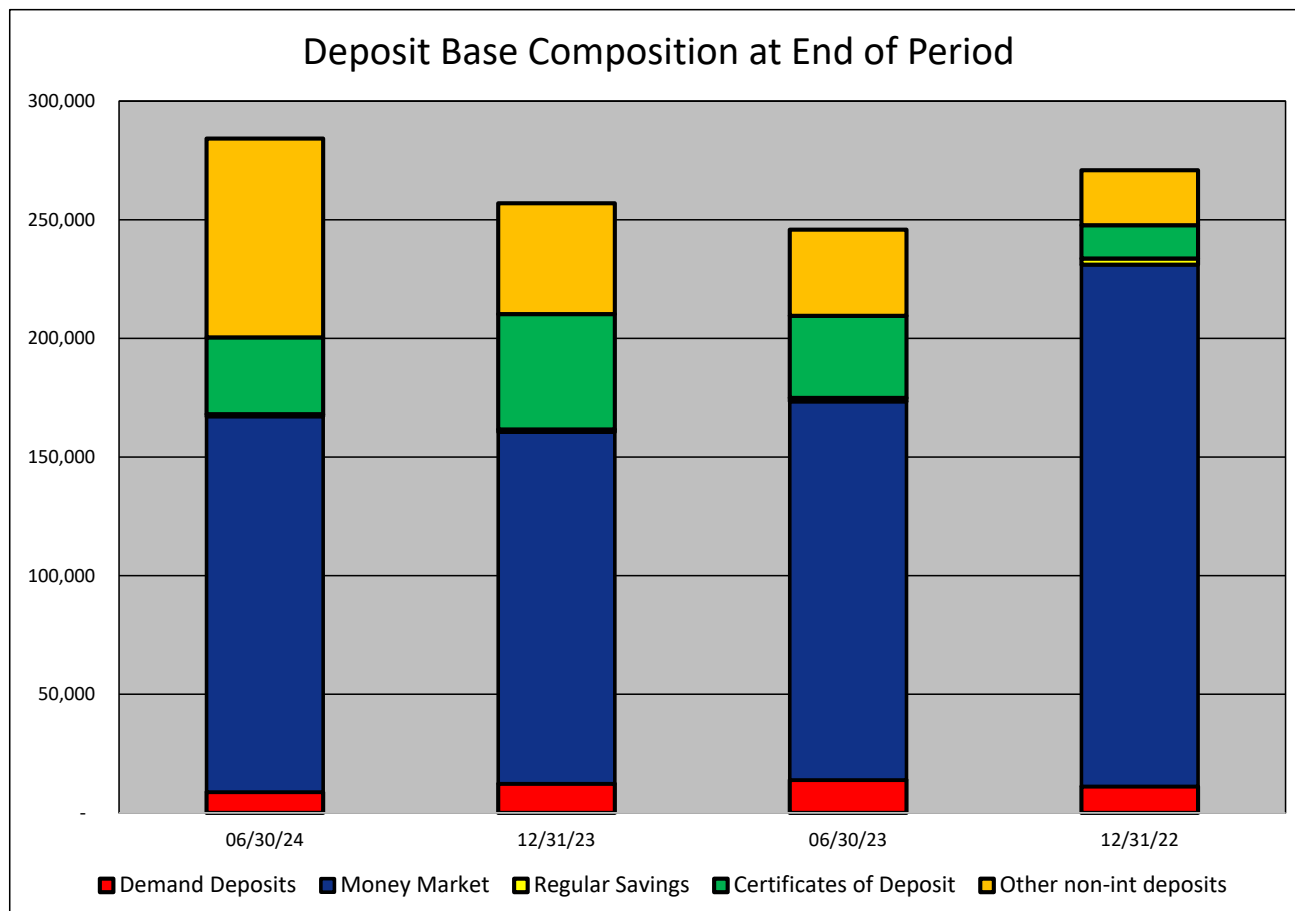
| | | | | | | |
|-------------------------|---|---|---|---|---|----|
| Total-90+ Days Past Due | - | - | - | - | - | NA |
| Total-Nonaccrual | - | - | - | - | - | NA |
| Foreclosed Real Estate | - | - | - | - | - | NA |
| Total Non-perf Assets | - | - | - | - | - | NA |

DEPOSIT BASE COMPOSITION - First Colony Bank of Florida
(Dollars in Thousands)

| As of: | 06/30/24 | 12/31/23 | 06/30/23 | 12/31/22 | \$ Change 12 MTHS | % Change 12 MTHS |
|--------|----------|----------|----------|----------|----------------------|---------------------|
|--------|----------|----------|----------|----------|----------------------|---------------------|

DEPOSIT BASE CATEGORY:

| | | | | | | |
|-------------------------|----------------|----------------|----------------|----------------|---------------|--------------|
| Demand Deposits | 8,789 | 12,323 | 13,871 | 11,186 | (5,082) | (36.64) |
| Money Market | 158,340 | 148,258 | 159,553 | 219,872 | (1,213) | (0.76) |
| Regular Savings | 926 | 1,058 | 1,496 | 2,635 | (570) | (38.10) |
| Certificates of Deposit | 32,386 | 48,585 | 34,592 | 13,999 | (2,206) | (6.38) |
| Other non-int deposits | 83,797 | 46,703 | 36,312 | 23,163 | 47,485 | 130.77 |
| Total Deposits | 284,238 | 256,927 | 245,824 | 270,855 | 38,414 | 15.63 |

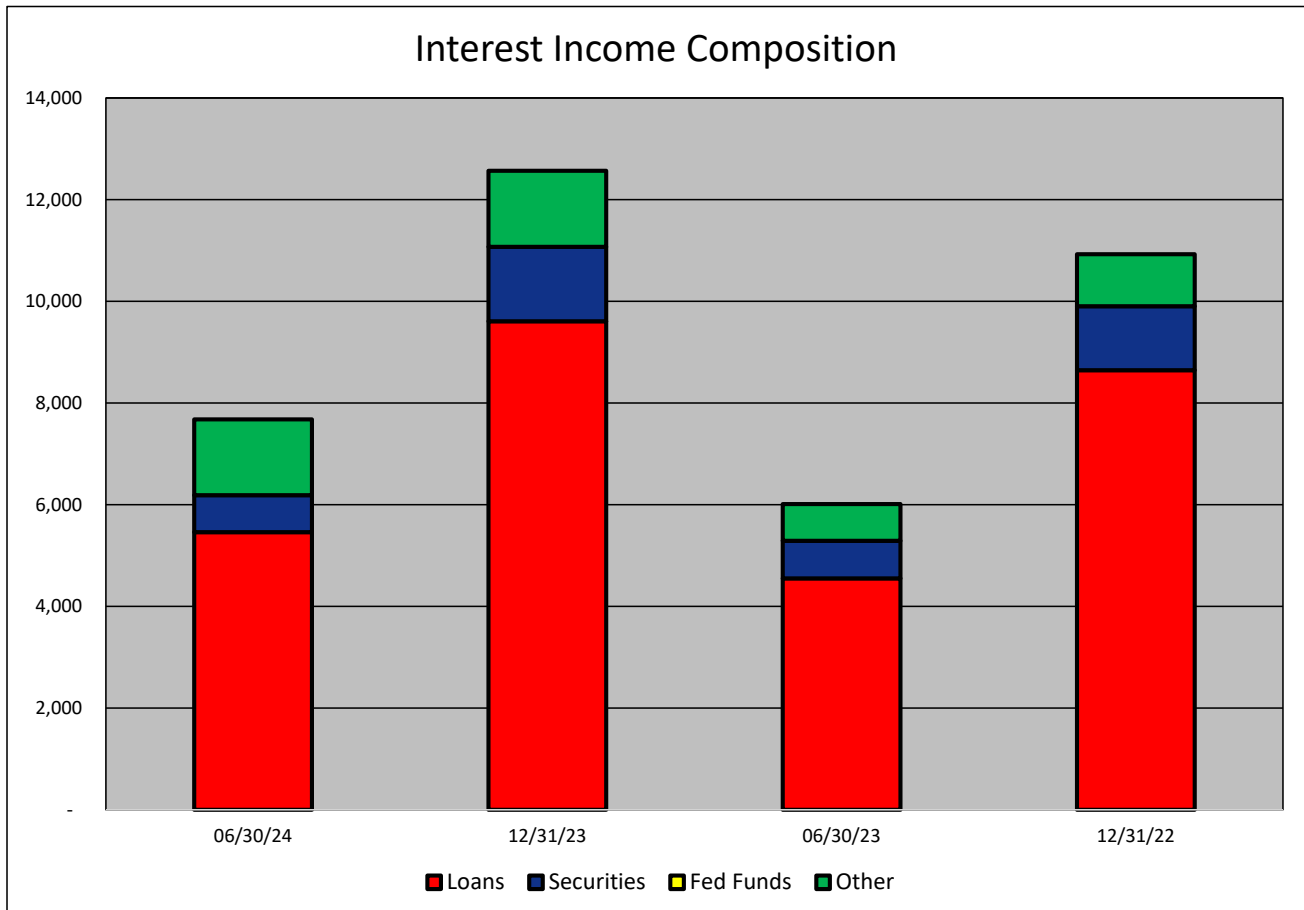


INTEREST INCOME COMPOSITION- First Colony Bank of Florida
(Dollars in Thousands)

| As of: | 06/30/24 | 12/31/23 | 06/30/23 | 12/31/22 | \$ Change 12 MTHS | % Change 12 MTHS |
|--------|----------|----------|----------|----------|----------------------|---------------------|
|--------|----------|----------|----------|----------|----------------------|---------------------|

INTEREST INCOME CATEGORY

| | | | | | | |
|-------------------------|--------------|---------------|--------------|---------------|--------------|--------------|
| Loans | 5,460 | 9,607 | 4,552 | 8,645 | 908 | 19.95 |
| Securities | 728 | 1,466 | 739 | 1,259 | (11) | (1.49) |
| Fed Funds | - | - | - | - | - | NA |
| Other | 1,490 | 1,495 | 722 | 1,022 | 768 | 106.37 |
| Total Int Income | 7,678 | 12,568 | 6,013 | 10,926 | 1,665 | 27.69 |

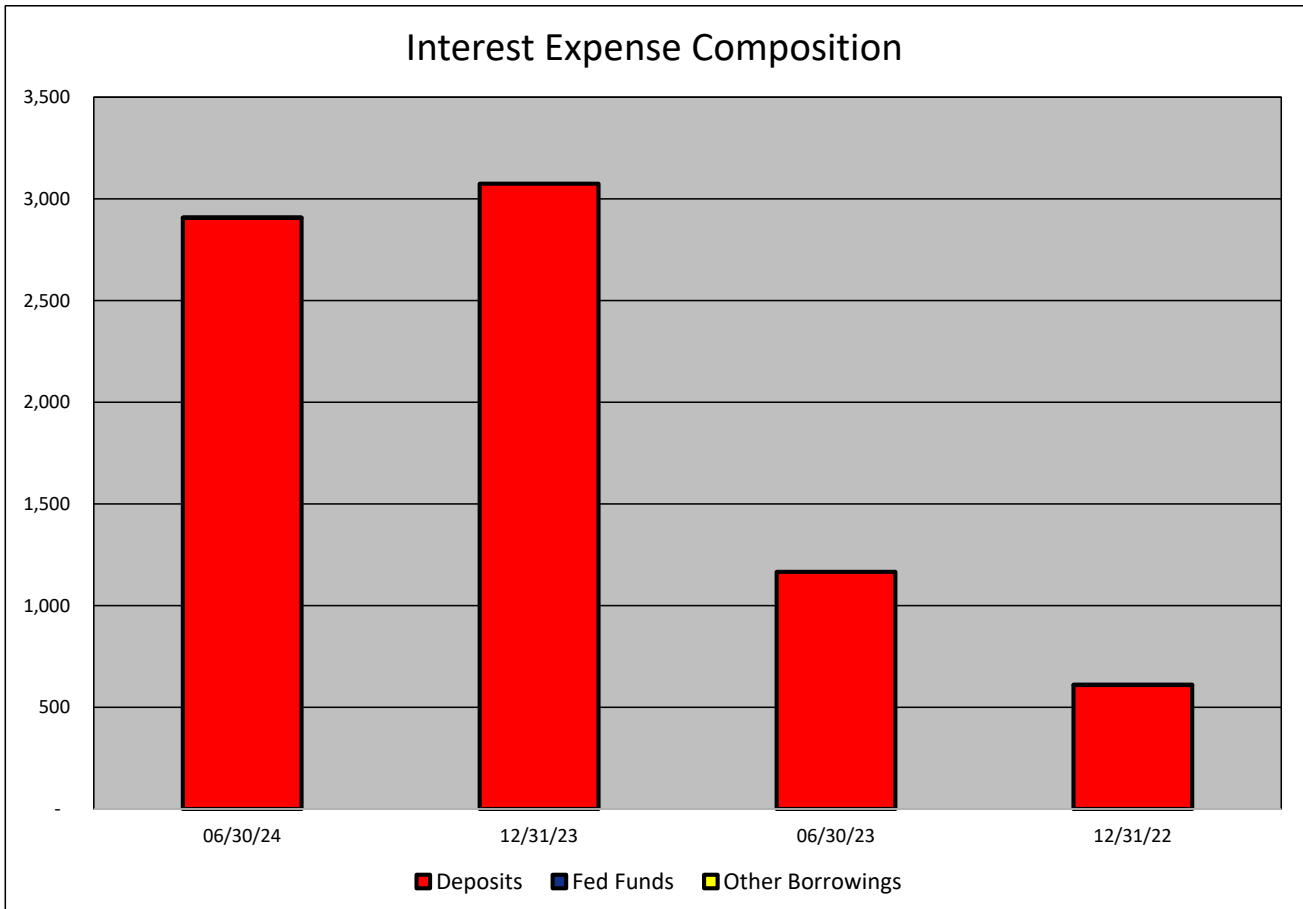


INTEREST EXPENSE COMPOSITION- First Colony Bank of Florida
(Dollars in Thousands)

| As of: | 06/30/24 | 12/31/23 | 06/30/23 | 12/31/22 | \$ Change 12 MTHS | % Change 12 MTHS |
|--------|----------|----------|----------|----------|----------------------|---------------------|
|--------|----------|----------|----------|----------|----------------------|---------------------|

INTEREST EXPENSE CATEGORY

| | | | | | | |
|--------------------------|--------------|--------------|--------------|------------|--------------|---------------|
| Deposits | 2,907 | 3,075 | 1,166 | 610 | 1,741 | 149.31 |
| Fed Funds | 1 | - | - | 1 | 1 | NA |
| Other Borrowings | - | - | - | - | - | NA |
| Total Int Expense | 2,908 | 3,075 | 1,166 | 611 | 1,742 | 149.40 |

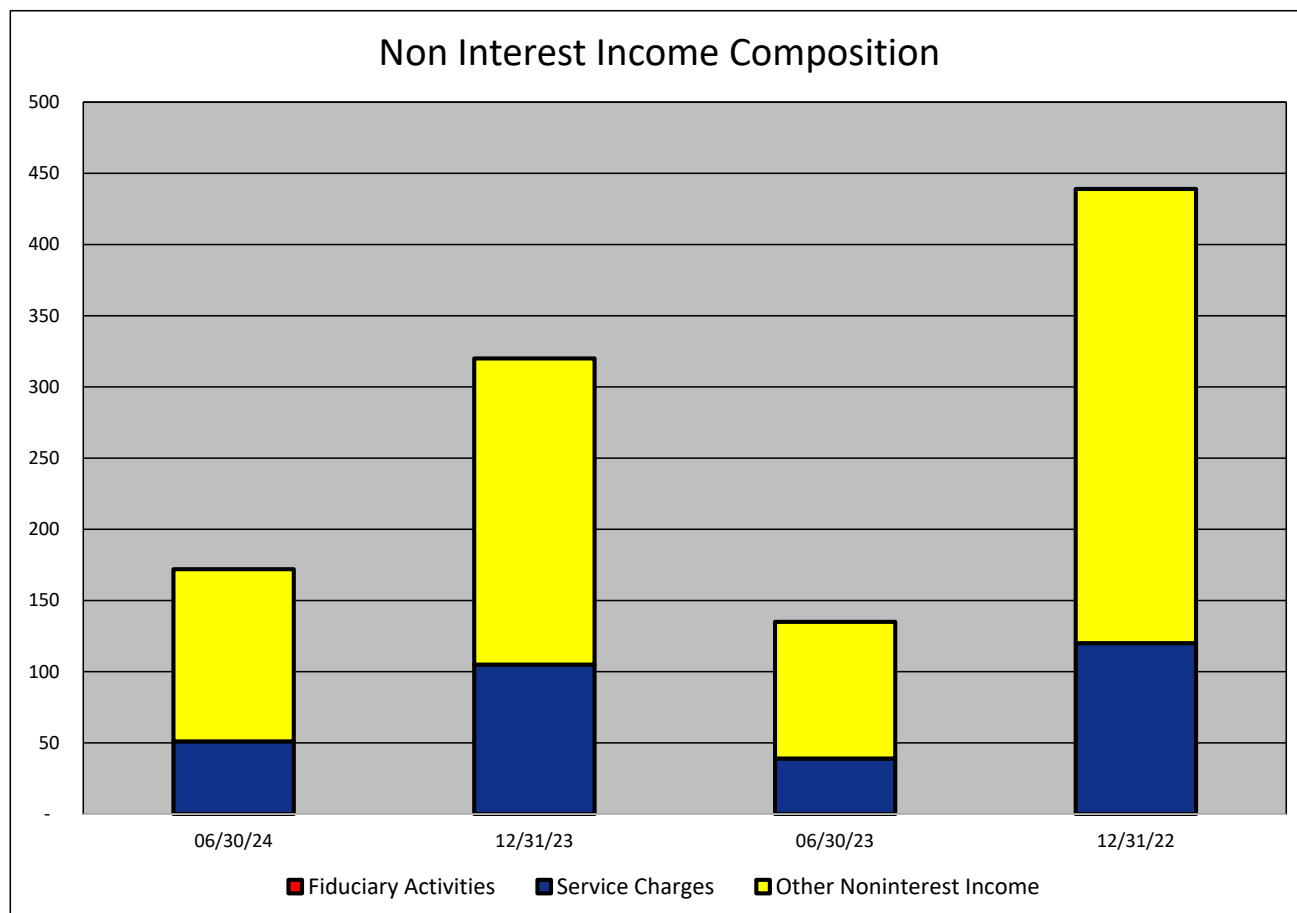


NONINTEREST INCOME COMPOSITION- First Colony Bank of Florida
(Dollars in Thousands)

| As of: | 06/30/24 | 12/31/23 | 06/30/23 | 12/31/22 | \$ Change 12 MTHS | % Change 12 MTHS |
|--------|----------|----------|----------|----------|----------------------|---------------------|
|--------|----------|----------|----------|----------|----------------------|---------------------|

NONINTEREST INCOME CATEGORY

| | | | | | | |
|-----------------------------|------------|------------|------------|------------|-----------|--------------|
| Fiduciary Activities | - | - | - | - | - | NA |
| Service Charges | 51 | 105 | 39 | 120 | 12 | 30.77 |
| Other Noninterest Income | 121 | 215 | 96 | 319 | 25 | 26.04 |
| Total Nonint. Income | 172 | 320 | 135 | 439 | 37 | 27.41 |

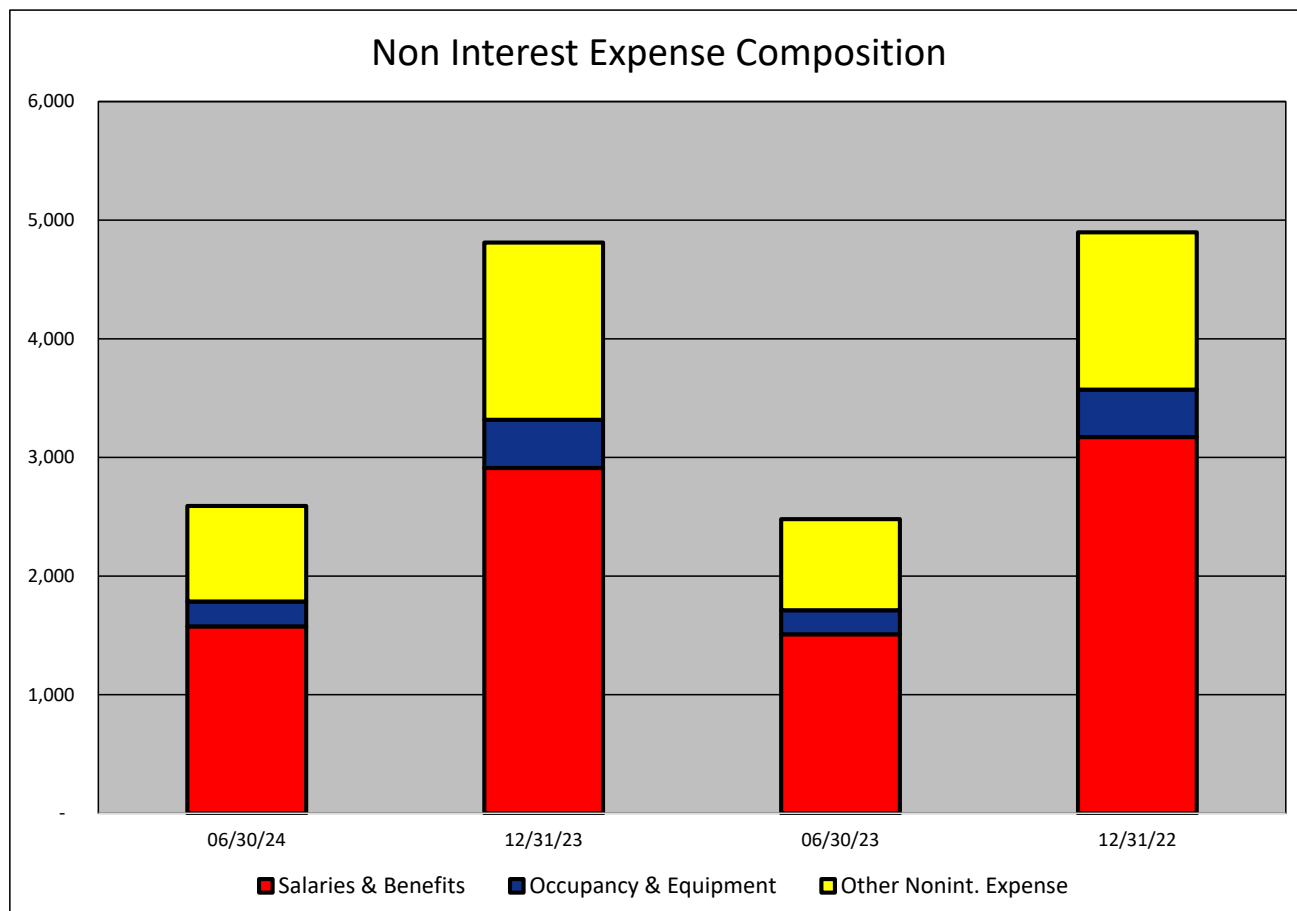


NONINTEREST EXPENSE COMPOSITION- First Colony Bank of Florida
(Dollars in Thousands)

| As of: | 06/30/24 | 12/31/23 | 06/30/23 | 12/31/22 | \$ Change 12 MTHS | % Change 12 MTHS |
|--------|----------|----------|----------|----------|----------------------|---------------------|
|--------|----------|----------|----------|----------|----------------------|---------------------|

NONINTEREST EXPENSE CATEGORY

| | | | | | | |
|------------------------------|--------------|--------------|--------------|--------------|------------|-------------|
| Salaries & Benefits | 1,576 | 2,911 | 1,509 | 3,172 | 67 | 4.44 |
| Occupancy & Equipment | 210 | 406 | 203 | 400 | 7 | 3.45 |
| Other Nonint. Expense | 805 | 1,494 | 768 | 1,325 | 37 | 4.82 |
| Total Nonint. Expense | 2,591 | 4,811 | 2,480 | 4,897 | 111 | 4.48 |



PEER GROUP COMPARISONS REPORT
Central Florida Group

BALANCE SHEET

| Institution name | Total Assets \$000 | | % Change in Assets |
|---------------------------------------|--------------------|------------------|--------------------|
| | This Year | Last Year | |
| Crews Bank & Trust | 2,160,584 | 887,225 | 143.52 |
| Cogent Bank | 1,931,272 | 1,610,245 | 19.94 |
| First Colony Bank Of Florida | 310,087 | 271,110 | 14.38 |
| Sunrise Bank | 529,750 | 482,499 | 9.79 |
| Bank Of Central Florida | 1,086,814 | 1,031,612 | 5.35 |
| Axiom Bank, National Association | 852,029 | 809,982 | 5.19 |
| Citizens First Bank | 3,775,894 | 3,636,417 | 3.84 |
| First National Bank Of Wauchula | 90,555 | 87,441 | 3.56 |
| Mainstreet Community Bank Of Florida | 807,304 | 782,172 | 3.21 |
| Citizens Bank And Trust | 1,338,732 | 1,300,269 | 2.96 |
| Commerce Bank & Trust | 173,127 | 169,059 | 2.41 |
| Winter Park National Bank | 793,742 | 779,120 | 1.88 |
| Southstate Bank, National Association | 45,481,202 | 44,928,402 | 1.23 |
| First Bank | 728,056 | 720,449 | 1.06 |
| Surety Bank | 205,983 | 206,910 | (0.45) |
| United Southern Bank | 865,842 | 896,285 | (3.40) |
| Heartland National Bank | 713,354 | 752,086 | (5.15) |
| The First National Bank Of Mount Dora | 363,329 | 389,044 | (6.61) |
| Select Peer Average | 3,455,981 | 3,318,907 | 11.26 |

PEER GROUP COMPARISONS REPORT
Central Florida Group

BALANCE SHEET

| Institution name | Total Loans \$'000 | | % Change in Loans |
|---------------------------------------|--------------------|------------|-------------------|
| | This Year | Last Year | |
| Crews Bank & Trust | 1,187,289 | 589,045 | 101.56 |
| Axiom Bank, National Association | 589,600 | 488,636 | 20.66 |
| Cogent Bank | 1,549,885 | 1,329,696 | 16.56 |
| Sunrise Bank | 430,153 | 369,901 | 16.29 |
| Bank Of Central Florida | 757,763 | 656,894 | 15.36 |
| Winter Park National Bank | 454,470 | 396,188 | 14.71 |
| Mainstreet Community Bank Of Florida | 557,175 | 485,726 | 14.71 |
| First Colony Bank Of Florida | 191,168 | 169,195 | 12.99 |
| First Bank | 430,860 | 388,834 | 10.81 |
| Commerce Bank & Trust | 124,207 | 112,662 | 10.25 |
| United Southern Bank | 390,858 | 355,467 | 9.96 |
| Citizens Bank And Trust | 750,277 | 686,709 | 9.26 |
| The First National Bank Of Mount Dora | 118,655 | 108,970 | 8.89 |
| Citizens First Bank | 1,279,595 | 1,206,469 | 6.06 |
| Southstate Bank, National Association | 33,334,571 | 31,579,736 | 5.56 |
| Heartland National Bank | 155,345 | 152,235 | 2.04 |
| Surety Bank | 77,326 | 77,235 | 0.12 |
| First National Bank Of Wauchula | 67,397 | 68,014 | (0.91) |

| | | | |
|----------------------------|------------------|------------------|--------------|
| Select Peer Average | 2,358,144 | 2,178,978 | 15.27 |
|----------------------------|------------------|------------------|--------------|

PEER GROUP COMPARISONS REPORT
Central Florida Group

CAPITAL RATIOS
For the six months June 30, 2024

| Institution name | Equity/ Assets | Leverage Ratio | Tier 1 Risk- based Ratio | Risk based Capital Ratio | Common Equity Tier 1 Capital Ratio |
|---------------------------------------|-------------------|-------------------|-----------------------------|-----------------------------|--|
| Citizens First Bank | 10.02 | 12.78 | 18.78 | 19.71 | 18.78 |
| Surety Bank | 9.32 | 11.96 | 25.62 | 26.77 | 25.62 |
| The First National Bank Of Mount Dora | 8.35 | 11.42 | 0.00 | 0.00 | 0.00 |
| First National Bank Of Wauchula | 9.52 | 10.75 | 0.00 | 0.00 | 0.00 |
| Crews Bank & Trust | 10.60 | 10.55 | 0.00 | 0.00 | 0.00 |
| Axiom Bank, National Association | 10.70 | 10.55 | 13.38 | 14.58 | 13.38 |
| Southstate Bank, National Association | 13.05 | 10.36 | 12.89 | 14.15 | 12.89 |
| Sunrise Bank | 7.78 | 9.19 | 0.00 | 0.00 | 0.00 |
| First Bank | 8.37 | 9.16 | 14.47 | 15.73 | 14.47 |
| Heartland National Bank | 8.30 | 9.13 | 26.41 | 27.50 | 26.41 |
| Mainstreet Community Bank Of Florida | 7.23 | 8.97 | 0.00 | 0.00 | 0.00 |
| United Southern Bank | 4.33 | 8.83 | 16.13 | 17.39 | 16.13 |
| Commerce Bank & Trust | 5.77 | 8.68 | 11.79 | 13.04 | 11.79 |
| First Colony Bank Of Florida | 7.78 | 8.48 | 12.10 | 13.36 | 12.10 |
| Cogent Bank | 8.11 | 8.28 | 10.00 | 11.15 | 10.00 |
| Bank Of Central Florida | 6.81 | 8.19 | 11.55 | 12.47 | 11.55 |
| Citizens Bank And Trust | 1.13 | 7.39 | 11.96 | 12.88 | 11.96 |
| Winter Park National Bank | 5.41 | 6.64 | 10.64 | 11.89 | 10.64 |

| | | | | | |
|----------------------------|------|------|-------|-------|-------|
| Select Peer Average | 7.92 | 9.52 | 10.87 | 11.70 | 10.87 |
|----------------------------|------|------|-------|-------|-------|

PEER GROUP COMPARISONS REPORT
Central Florida Group

BALANCE SHEET RATIOS
For the six months June 30, 2024

| Institution name | Loans/ Deposits | Gross Loans/ Assets | Securities/ Assets |
|---------------------------------------|--------------------|------------------------|-----------------------|
| Sunrise Bank | 93.56 | 81.20 | 15.06 |
| Cogent Bank | 93.44 | 80.25 | 15.45 |
| Southstate Bank, National Association | 89.62 | 73.29 | 15.05 |
| First National Bank Of Wauchula | 86.29 | 74.43 | 6.19 |
| Commerce Bank & Trust | 79.98 | 71.74 | 14.70 |
| Axiom Bank, National Association | 78.29 | 69.20 | 6.82 |
| Mainstreet Community Bank Of Florida | 75.62 | 69.02 | 23.26 |
| Bank Of Central Florida | 75.52 | 69.72 | 18.76 |
| First Colony Bank Of Florida | 67.26 | 61.65 | 16.67 |
| Winter Park National Bank | 65.46 | 57.26 | 30.01 |
| First Bank | 65.08 | 59.18 | 25.81 |
| Crews Bank & Trust | 61.94 | 54.95 | 28.91 |
| Citizens Bank And Trust | 57.79 | 56.04 | 40.08 |
| United Southern Bank | 50.82 | 45.14 | 40.55 |
| Surety Bank | 41.46 | 37.54 | 15.65 |
| Citizens First Bank | 39.14 | 33.89 | 60.24 |
| The First National Bank Of Mount Dora | 36.04 | 32.66 | 58.80 |
| Heartland National Bank | 24.75 | 21.78 | 50.72 |

| | | | |
|----------------------------|-------|-------|-------|
| Select Peer Average | 65.67 | 58.27 | 26.82 |
|----------------------------|-------|-------|-------|

PEER GROUP COMPARISONS REPORT
Central Florida Group

PROFITABILITY RATIOS
For the six months June 30, 2024

| Institution name | Avg Total Assets (\$000) | Return on Avg Assets | Return on Avg Equity |
|---------------------------------------|--------------------------|----------------------|----------------------|
| Surety Bank | 205,905 | 2.80 | 30.43 |
| Crews Bank & Trust | 2,163,426 | 1.75 | 16.96 |
| Heartland National Bank | 721,413 | 1.64 | 21.17 |
| First Colony Bank Of Florida | 306,620 | 1.53 | 19.52 |
| Cogent Bank | 1,869,603 | 1.39 | 17.67 |
| First Bank | 726,453 | 1.18 | 14.45 |
| Southstate Bank, National Association | 46,058,870 | 1.14 | 9.00 |
| Bank Of Central Florida | 1,113,322 | 1.10 | 17.03 |
| The First National Bank Of Mount Dora | 370,462 | 0.98 | 11.85 |
| Winter Park National Bank | 818,529 | 0.93 | 18.01 |
| Sunrise Bank | 523,552 | 0.90 | 11.91 |
| Citizens First Bank | 3,881,135 | 0.88 | 9.09 |
| United Southern Bank | 932,310 | 0.73 | 18.89 |
| First National Bank Of Wauchula | 90,358 | 0.62 | 6.59 |
| Axiom Bank, National Association | 850,274 | 0.58 | 5.53 |
| Commerce Bank & Trust | 174,959 | 0.56 | 9.88 |
| Citizens Bank And Trust | 1,418,284 | 0.55 | 51.91 |
| Mainstreet Community Bank Of Florida | 799,700 | 0.51 | 7.19 |

| | | | |
|----------------------------|-----------|------|-------|
| Select Peer Average | 3,501,399 | 1.10 | 16.50 |
|----------------------------|-----------|------|-------|

PEER GROUP COMPARISONS REPORT
Central Florida Group

PROFITABILITY RATIOS
For the six months June 30, 2024

| Institution name | Noninterest Income/AA | Net Overhead Ratio | Efficiency Ratio | Assets (per million) per Employee |
|---------------------------------------|--------------------------|--------------------------|---------------------|---|
| Heartland National Bank | 0.25 | 1.12 | 38.50 | 13.46 |
| Winter Park National Bank | 0.06 | 1.02 | 44.16 | 25.60 |
| First Colony Bank Of Florida | 0.11 | 1.58 | 50.58 | 16.32 |
| Citizens First Bank | 0.62 | 1.01 | 52.90 | 9.63 |
| Surety Bank | 3.49 | (0.17) | 53.18 | 5.57 |
| Cogent Bank | 0.90 | 1.83 | 56.20 | 8.58 |
| Bank Of Central Florida | 0.26 | 1.72 | 56.62 | 10.16 |
| Crews Bank & Trust | 0.82 | 1.74 | 57.43 | 5.94 |
| Southstate Bank, National Association | 0.70 | 1.49 | 57.83 | 8.76 |
| First Bank | 0.68 | 1.78 | 60.13 | 6.93 |
| Sunrise Bank | 0.06 | 2.06 | 67.38 | 8.98 |
| United Southern Bank | 0.58 | 1.68 | 69.15 | 5.62 |
| Mainstreet Community Bank Of Florida | 0.36 | 2.00 | 72.19 | 8.07 |
| The First National Bank Of Mount Dora | 2.75 | 1.24 | 74.26 | 4.49 |
| Citizens Bank And Trust | 0.69 | 1.65 | 79.11 | 7.08 |
| Commerce Bank & Trust | 0.19 | 2.22 | 79.50 | 8.24 |
| Axiom Bank, National Association | 1.12 | 3.20 | 79.98 | 6.17 |
| First National Bank Of Wauchula | 0.36 | 3.62 | 86.38 | 3.77 |

| | | | | |
|----------------------------|------|------|-------|------|
| Select Peer Average | 0.78 | 1.71 | 63.08 | 9.08 |
|----------------------------|------|------|-------|------|

PEER GROUP COMPARISONS REPORT
Central Florida Group

ASSET QUALITY RATIOS
For the six months June 30, 2024

| Institution name | Allowance/ Loans | Nonperf Loans/ Total Loans | Nonperf Assets/ Total Assets | Adjusted Texas Ratio |
|---------------------------------------|---------------------|----------------------------------|------------------------------------|-------------------------|
| Commerce Bank & Trust | 1.44 | 0.00 | 0.00 | 0.00 |
| First Colony Bank Of Florida | 1.60 | 0.00 | 0.00 | 0.00 |
| Sunrise Bank | 1.23 | 0.00 | 0.00 | 0.00 |
| Bank Of Central Florida | 0.94 | 0.02 | 0.01 | 0.19 |
| Crews Bank & Trust | 1.78 | 0.03 | 0.02 | 0.15 |
| Citizens First Bank | 1.67 | 0.16 | 0.05 | 0.47 |
| Heartland National Bank | 1.58 | 0.22 | 0.05 | 0.56 |
| First Bank | 1.66 | 0.15 | 0.09 | 0.67 |
| The First National Bank Of Mount Dora | 1.75 | 0.27 | 0.09 | 1.00 |
| Surety Bank | 1.42 | 0.46 | 0.17 | 1.77 |
| United Southern Bank | 2.42 | 0.46 | 0.21 | 3.84 |
| Winter Park National Bank | 1.52 | 0.60 | 0.34 | 5.46 |
| Cogent Bank | 1.13 | 0.53 | 0.43 | 4.73 |
| Southstate Bank, National Association | 1.42 | 0.59 | 0.44 | 3.66 |
| First National Bank Of Wauchula | 1.49 | 0.61 | 0.45 | 4.26 |
| Mainstreet Community Bank Of Florida | 1.25 | 1.17 | 0.81 | 9.97 |
| Citizens Bank And Trust | 1.02 | 1.64 | 0.92 | 53.81 |
| Axiom Bank, National Association | 1.29 | 2.16 | 1.53 | 13.38 |

| | | | | |
|----------------------------|------|------|------|------|
| Select Peer Average | 1.48 | 0.50 | 0.31 | 5.77 |
|----------------------------|------|------|------|------|

PEER GROUP COMPARISONS REPORT
Central Florida Group

STATEMENT OF CONDITION (% OF ASSETS)
For the six months June 30, 2024

| Institution name | Cash & Nointerest bearing Deps | Interest- bearing Bal | Fed Funds Sold & Repos | Held to Maturity Secs | Available for Sale Secs |
|---------------------------------------|--------------------------------------|--------------------------|---------------------------|--------------------------|----------------------------|
| Surety Bank | 27.81 | 14.94 | 0.00 | 0.00 | 15.65 |
| First National Bank Of Wauchula | 6.25 | 8.95 | 0.00 | 0.00 | 6.19 |
| First Bank | 2.25 | 7.55 | 1.39 | 0.00 | 25.81 |
| Commerce Bank & Trust | 1.30 | 9.54 | 0.00 | 0.00 | 14.70 |
| Mainstreet Community Bank Of Florida | 1.17 | 1.78 | 0.09 | 0.00 | 23.26 |
| First Colony Bank Of Florida | 1.13 | 20.49 | 0.00 | 9.94 | 6.73 |
| Winter Park National Bank | 1.13 | 10.15 | 0.00 | 19.01 | 11.00 |
| Southstate Bank, National Association | 1.12 | 1.29 | 0.05 | 5.16 | 9.89 |
| Axiom Bank, National Association | 0.98 | 19.37 | 0.00 | 0.00 | 6.82 |
| Crews Bank & Trust | 0.76 | 14.45 | 0.00 | 21.60 | 7.31 |
| Heartland National Bank | 0.76 | 24.30 | 0.00 | 0.00 | 50.72 |
| United Southern Bank | 0.75 | 8.51 | 0.00 | 1.10 | 39.45 |
| Citizens First Bank | 0.72 | 0.21 | 1.62 | 0.00 | 60.24 |
| The First National Bank Of Mount Dora | 0.62 | 1.61 | 0.00 | 0.00 | 58.80 |
| Bank Of Central Florida | 0.44 | 7.86 | 0.00 | 0.00 | 18.76 |
| Sunrise Bank | 0.40 | 1.57 | 0.00 | 0.94 | 14.12 |
| Citizens Bank And Trust | 0.31 | 1.04 | 0.00 | 0.00 | 40.08 |
| Cogent Bank | 0.11 | 3.39 | 0.00 | 0.00 | 15.45 |

| | | | | | |
|----------------------------|-------------|-------------|-------------|-------------|--------------|
| Select Peer Average | 2.67 | 8.72 | 0.18 | 3.21 | 23.61 |
|----------------------------|-------------|-------------|-------------|-------------|--------------|

PEER GROUP COMPARISONS REPORT
Central Florida Group

STATEMENT OF CONDITION (% OF ASSETS)
For the six months June 30, 2024

| Institution name | Net Loans & Leases | Premises & Fixed Assets | Total Real Estate Owned | Intangible Assets |
|---------------------------------------|--------------------|-------------------------|-------------------------|-------------------|
| Sunrise Bank | 80.20 | 1.71 | 0.00 | 0.00 |
| Cogent Bank | 79.28 | 0.24 | 0.00 | 0.12 |
| First National Bank Of Wauchula | 73.32 | 1.35 | 0.00 | 0.00 |
| Southstate Bank, National Association | 72.03 | 1.15 | 0.01 | 4.59 |
| Commerce Bank & Trust | 70.71 | 0.20 | 0.00 | 0.00 |
| Bank Of Central Florida | 69.07 | 1.54 | 0.00 | 0.02 |
| Axiom Bank, National Association | 68.31 | 1.30 | 0.01 | 0.13 |
| Mainstreet Community Bank Of Florida | 68.12 | 2.19 | 0.00 | 0.01 |
| First Colony Bank Of Florida | 60.66 | 0.39 | 0.00 | 0.00 |
| First Bank | 58.20 | 1.98 | 0.00 | 0.00 |
| Winter Park National Bank | 56.38 | 0.35 | 0.00 | 0.00 |
| Citizens Bank And Trust | 55.47 | 1.35 | 0.00 | 0.00 |
| Crews Bank & Trust | 53.97 | 1.26 | 0.00 | 0.00 |
| United Southern Bank | 44.05 | 1.21 | 0.00 | 0.00 |
| Surety Bank | 37.01 | 0.91 | 0.00 | 0.00 |
| Citizens First Bank | 33.06 | 1.42 | 0.00 | 0.45 |
| The First National Bank Of Mount Dora | 32.09 | 1.21 | 0.00 | 0.00 |
| Heartland National Bank | 21.43 | 0.56 | 0.00 | 0.00 |

| | | | | |
|----------------------------|-------|------|------|------|
| Select Peer Average | 57.41 | 1.13 | 0.00 | 0.30 |
|----------------------------|-------|------|------|------|

PEER GROUP COMPARISONS REPORT
Central Florida Group

STATEMENT OF CONDITION (% OF TOTAL FUNDING SOURCES)
For the six months June 30, 2024

| Institution name | Non Interest Bearing Deps | Interest Bearing Deps | Total Deps | Total Fed Funds & Repos | Other Borrowed Money |
|---------------------------------------|------------------------------|--------------------------|---------------|-------------------------------|----------------------------|
| Surety Bank | 42.32 | 57.68 | 100.00 | 0.00 | 0.00 |
| Crews Bank & Trust | 41.57 | 58.21 | 99.78 | 0.22 | 0.00 |
| Axiom Bank, National Association | 40.26 | 59.74 | 100.00 | 0.00 | 0.00 |
| First Bank | 38.21 | 61.79 | 100.00 | 0.00 | 0.00 |
| The First National Bank Of Mount Dora | 37.82 | 62.18 | 100.00 | 0.00 | 0.00 |
| Citizens Bank And Trust | 35.25 | 63.82 | 99.07 | 0.70 | 0.23 |
| First Colony Bank Of Florida | 34.63 | 65.37 | 100.00 | 0.00 | 0.00 |
| Bank Of Central Florida | 34.18 | 65.82 | 100.00 | 0.00 | 0.00 |
| Mainstreet Community Bank Of Florida | 32.20 | 66.86 | 99.06 | 0.00 | 0.94 |
| Commerce Bank & Trust | 29.91 | 66.02 | 95.93 | 2.21 | 1.85 |
| First National Bank Of Wauchula | 28.94 | 68.57 | 97.50 | 0.00 | 2.50 |
| Southstate Bank, National Association | 27.53 | 70.25 | 97.78 | 1.43 | 0.79 |
| United Southern Bank | 25.35 | 68.55 | 93.90 | 0.00 | 6.10 |
| Sunrise Bank | 24.92 | 70.22 | 95.14 | 1.35 | 3.52 |
| Heartland National Bank | 24.87 | 71.83 | 96.70 | 3.30 | 0.00 |
| Cogent Bank | 23.77 | 70.33 | 94.10 | 0.00 | 5.90 |
| Winter Park National Bank | 23.50 | 69.39 | 92.90 | 0.41 | 6.69 |
| Citizens First Bank | 16.67 | 80.58 | 97.25 | 2.75 | 0.00 |

| | | | | | |
|----------------------------|-------|-------|-------|------|------|
| Select Peer Average | 31.22 | 66.51 | 97.73 | 0.69 | 1.58 |
|----------------------------|-------|-------|-------|------|------|

PEER GROUP COMPARISONS REPORT
Central Florida Group

YIELDS, COSTS & SPREADS - ASSET YIELDS
For the six months June 30, 2024

| Institution name | Yield on Earning Assets | Cost of Funds | Net Interest Margin | Avg Earning Assets/AA |
|---------------------------------------|-------------------------------|------------------|------------------------|--------------------------|
| First National Bank Of Wauchula | 6.37 | 2.67 | 4.59 | 92.38 |
| Axiom Bank, National Association | 6.65 | 3.77 | 4.46 | 95.97 |
| Cogent Bank | 6.71 | 4.08 | 3.93 | 99.45 |
| Crews Bank & Trust | 4.87 | 2.33 | 3.66 | 98.34 |
| First Bank | 4.71 | 1.85 | 3.59 | 94.28 |
| Surety Bank | 5.57 | 3.13 | 3.48 | 75.51 |
| Heartland National Bank | 4.92 | 2.17 | 3.41 | 96.89 |
| Southstate Bank, National Association | 5.00 | 2.41 | 3.37 | 90.98 |
| Bank Of Central Florida | 4.99 | 2.64 | 3.33 | 97.14 |
| First Colony Bank Of Florida | 5.06 | 2.17 | 3.14 | 99.04 |
| Sunrise Bank | 5.75 | 3.82 | 3.14 | 98.14 |
| Mainstreet Community Bank Of Florida | 4.65 | 2.41 | 3.09 | 94.29 |
| Commerce Bank & Trust | 5.02 | 3.13 | 2.85 | 97.81 |
| United Southern Bank | 3.92 | 1.41 | 2.77 | 96.44 |
| The First National Bank Of Mount Dora | 3.74 | 2.23 | 2.45 | 97.83 |
| Citizens First Bank | 4.13 | 1.92 | 2.45 | 97.46 |
| Winter Park National Bank | 4.78 | 3.20 | 2.43 | 97.71 |
| Citizens Bank And Trust | 3.86 | 2.49 | 2.33 | 96.73 |
| Select Peer Average | 5.04 | 2.66 | 3.30 | 95.36 |