

# First Bank

Clewiston, FL

Established

1/1/1922

## Florida Bank and Thrift Performance Report

### Table of Contents

<b>Title</b>	<b>Page</b>
PEER GROUP POSITION	1
EXECUTIVE SUMMARY	2
SELECTED FINANCIAL DATA	3
SECURITIES COMPOSITION	4
LOAN PORTFOLIO COMPOSITION	5
LOAN PORTFOLIO QUALITY	6
DEPOSIT BASE COMPOSITION	7
INTEREST INCOME COMPOSITION	8
INTEREST EXPENSE COMPOSITION	9
NONINTEREST INCOME COMPOSITION	10
NONINTEREST EXPENSE COMPOSITION	11
PEER GROUP COMPARISONS REPORT	12-22

---

#### FLORIDA BANKING TEAM

Ted Hacker, Steve Kania, Robert Brink, David Ajvazi, Erica Hines, Sacha Widmaier, Anthony Hagbartsen, Madeline Bogumil, Lauren Klindt, Phillip Berdeguer, Andrew Joyce, Mai Tran, Meranda Joseph, Patricia Romero, Vanessa Hossler, Adam McCord, Allyson Wiitala, Jacob Ingram, Adam McCord, Rachel Jean, Brendan Yosko, Martha Zubia, Stephanie Flores, Joshua Koelsch, Krishna Reddy, Jacob Frantzen, Sander Ocasio, Brian Katz, Nicholas Singh, Martin Gonzalez

Information contained herein was obtained from FIS is believed to be reliable however, accuracy is not guaranteed and all peer and state averages are simple averages.

**PEER GROUP POSITION**  
**For the**  
*Central Florida Group*

**For the six months June 30, 2024**

Institution name	Total Assets (\$'000's)
Southstate Bank, National Association	45,481,202
Citizens First Bank	3,775,894
Crews Bank & Trust	2,160,584
Cogent Bank	1,931,272
Citizens Bank And Trust	1,338,732
Bank Of Central Florida	1,086,814
United Southern Bank	865,842
Axiom Bank, National Association	852,029
Mainstreet Community Bank Of Florida	807,304
Winter Park National Bank	793,742
<b>First Bank</b>	<b>728,056</b>
Heartland National Bank	713,354
Sunrise Bank	529,750
The First National Bank Of Mount Dora	363,329
First Colony Bank Of Florida	310,087
Surety Bank	205,983
Commerce Bank & Trust	173,127
First National Bank Of Wauchula	90,555

Institution name	Return on Avg Assets (%)
Surety Bank	2.80
Crews Bank & Trust	1.75
Heartland National Bank	1.64
First Colony Bank Of Florida	1.53
Cogent Bank	1.39
<b>First Bank</b>	<b>1.18</b>
Southstate Bank, National Association	1.14
Bank Of Central Florida	1.10
The First National Bank Of Mount Dora	0.98
Winter Park National Bank	0.93
Sunrise Bank	0.90
Citizens First Bank	0.88
United Southern Bank	0.73
First National Bank Of Wauchula	0.62
Axiom Bank, National Association	0.58
Commerce Bank & Trust	0.56
Citizens Bank And Trust	0.55
Mainstreet Community Bank Of Florida	0.51

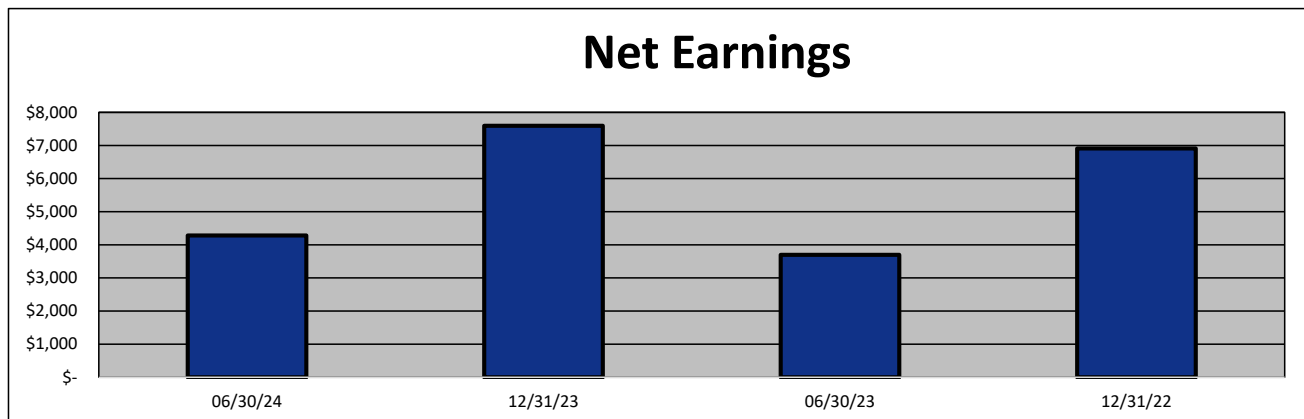
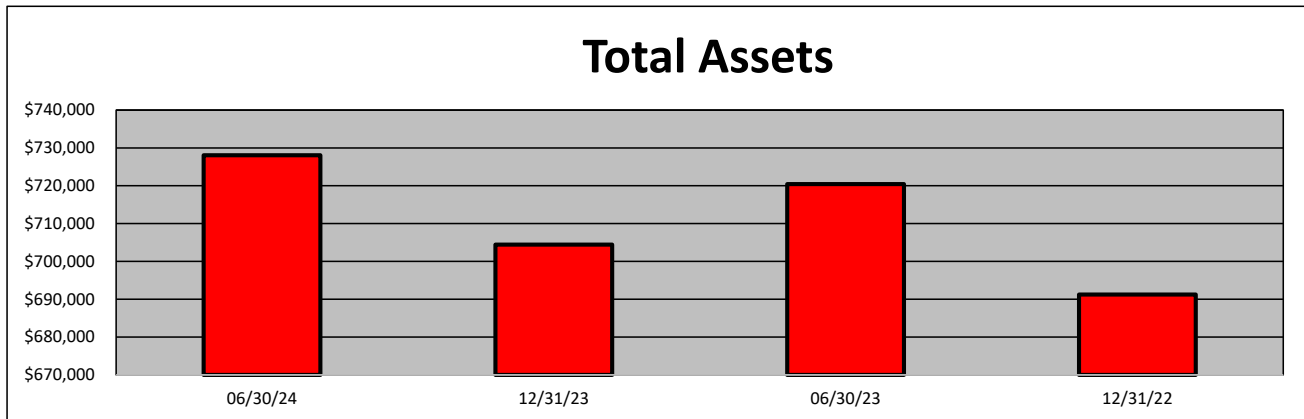
**EXECUTIVE SUMMARY - First Bank  
(Percentage)**

Period Ending	06/30/24	12/31/23	06/30/23	12/31/22	State Avg.	Peer Avg.
<b>CAPITAL RATIOS</b>						
Equity/Assets	8.37	8.22	7.23	7.00	9.59	7.92
Leverage Ratio	9.16	8.98	8.31	8.31	10.67	9.52
Tier 1 Cap/Risk Based Assets	14.47	14.12	14.44	13.85	12.61	10.87
Risk Based Ratio	15.73	15.38	15.69	15.10	13.45	11.70
Common Equity Tier 1 Capital Ratio	14.47	14.12	14.44	13.85	12.57	10.87
<b>BALANCE SHEET RATIOS:</b>						
Loan/Deposit Ratio	65.08	65.24	58.56	62.08	75.33	65.67
Loans/Assets	59.18	59.48	53.97	57.42	63.16	58.27
Securities/Assets	25.81	27.39	25.59	23.04	19.74	26.82
<b>PROFITABILITY:</b>						
Return on Avg Assets	1.18	1.06	1.03	1.04	0.75	1.10
Return on Avg Equity	14.45	14.41	14.53	14.53	10.61	16.50
Nonint Income/Avg Assets	0.68	0.95	0.97	0.63	0.79	0.78
Net Overhead Ratio	1.78	1.49	1.38	1.61	2.14	1.71
Efficiency Ratio	60.13	61.44	60.06	60.99	72.23	63.08
Assets (per million) per Employee	6.93	6.91	6.86	6.91	10.25	9.08
<b>ASSET QUALITY:</b>						
Allowance/Loans	1.66	1.66	1.72	1.77	1.31	1.48
Nonperforming Loans/Total Loans	0.15	0.10	0.60	0.66	0.56	0.50
Nonperforming Assets/Total Assets	0.09	0.06	0.32	0.38	0.38	0.31
Adjusted Texas Ratio	0.67	0.33	3.61	4.35	4.10	5.77
<b>YIELDS &amp; COSTS:</b>						
Yield on earning assets	4.71	4.32	4.14	3.55	5.44	5.04
Cost of funds	1.85	1.89	1.77	0.52	3.03	2.66
Net interest margin	3.59	3.18	3.07	3.24	2.85	3.30
Avg Earning Assets/Avg Assets	94.28	94.57	95.07	93.60	95.94	95.36

**SELECTED FINANCIAL DATA - First Bank**  
(Dollars in Thousands)

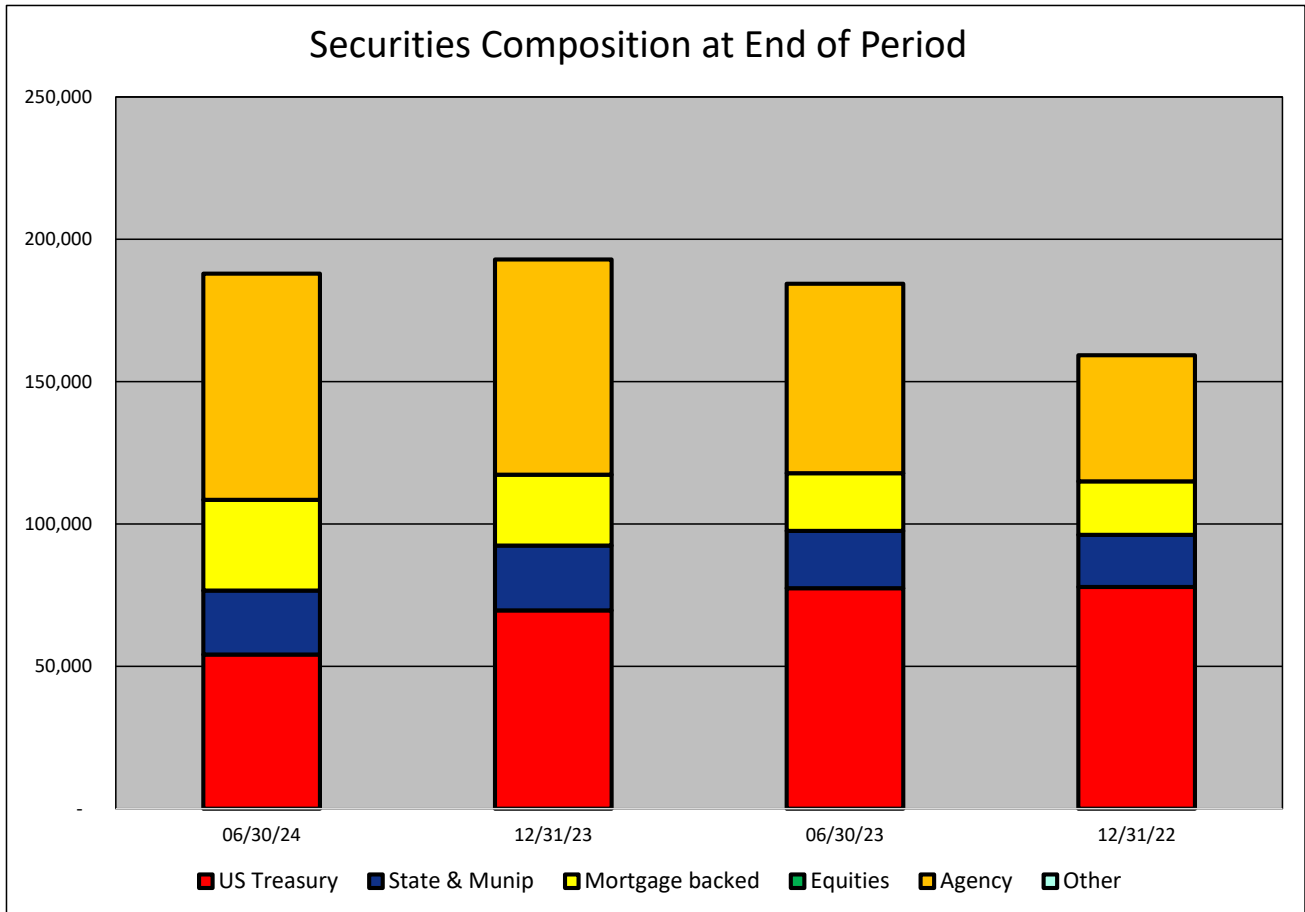
<b>As of:</b>	<b>06/30/24</b>	<b>12/31/23</b>	<b>06/30/23</b>	<b>12/31/22</b>	<b>\$ Change 12 MTHS</b>	<b>% Change 12 MTHS</b>
Total Assets	728,056	704,456	720,449	691,261	7,607	1.06
Cash and Equivalents	81,473	66,172	120,401	111,654	(38,928)	(32.33)
Securities	187,941	192,926	184,370	159,255	3,571	1.94
Loans, net	430,860	419,040	388,834	396,949	42,026	10.81
Deposit Accounts	662,062	642,293	663,970	639,390	(1,908)	(0.29)
Fed Funds & Repos	-	-	-	-	-	NA
Total Equity	60,934	57,926	52,109	48,366	8,825	16.94

<b>Period Ending</b>	<b>06/30/24</b>	<b>12/31/23</b>	<b>06/30/23</b>	<b>12/31/22</b>	<b>\$ Change 12 MTHS</b>	<b>% Change 12 MTHS</b>
Net Earnings	4,283	7,594	3,698	6,910	585	15.82
Interest Income	16,135	29,264	14,107	22,024	2,028	14.38
Interest Expense	3,839	7,721	3,635	1,965	204	5.61
Net Interest Income	12,296	21,543	10,472	20,059	1,824	17.42
Prov for Credit Losses	225	420	210	420	15	7.14
Noninterest income	2,459	6,813	3,494	4,193	(1,035)	(29.62)
Gain on Sale of Securities	-	(483)	(483)	-	483	(100.00)
Noninterest Expense	8,926	17,512	8,431	14,866	495	5.87
Net Operating Income	5,604	10,424	5,325	8,966	279	5.24
Income Taxes	1,321	2,347	1,144	2,056	177	15.47



**SECURITIES COMPOSITION - First Bank**  
(Dollars in Thousands)

As of:	06/30/24	12/31/23	06/30/23	12/31/22	\$ Change 12 MTHS	% Change 12 MTHS
<b>SECURITIES CATEGORY:</b>						
US Treasury	54,159	69,660	77,458	77,898	(23,299)	(30.08)
State & Munip	22,473	22,757	20,141	18,292	2,332	11.58
Mortgage backed	31,848	24,920	20,224	18,778	11,624	57.48
Equities	-	-	-	-	-	NA
Agency	79,461	75,589	66,547	44,287	12,914	19.41
Other	-	-	-	-	-	NA
<b>Total Securities</b>	<b>187,941</b>	<b>192,926</b>	<b>184,370</b>	<b>159,255</b>	<b>3,571</b>	<b>1.94</b>

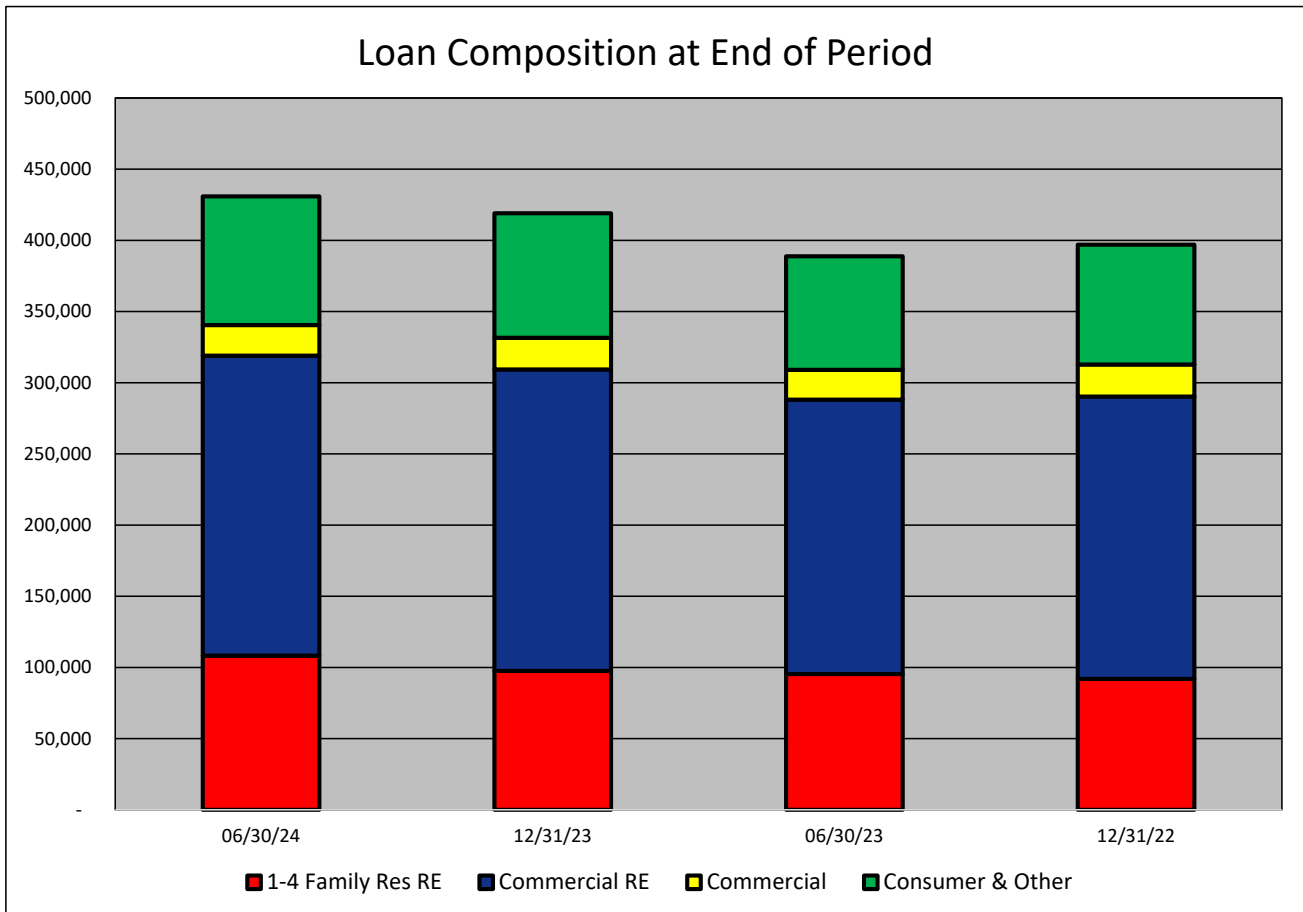


**LOAN PORTFOLIO COMPOSITION - First Bank**  
(Dollars in Thousands)

As of:	06/30/24	12/31/23	06/30/23	12/31/22	\$ Change 12 MTHS	% Change 12 MTHS
--------	----------	----------	----------	----------	----------------------	---------------------

**LOAN CATEGORY:**

1-4 Family Res RE	108,237	97,514	95,375	91,869	12,862	13.49
Commercial RE	210,792	211,810	192,729	198,363	18,063	9.37
Commercial	21,447	22,218	20,947	22,543	500	2.39
Consumer & Other	90,384	87,498	79,783	84,174	10,601	13.29
<b>Loans, Net</b>	<b>430,860</b>	<b>419,040</b>	<b>388,834</b>	<b>396,949</b>	<b>42,026</b>	<b>10.81</b>



**LOAN PORTFOLIO QUALITY - First Bank**  
(Dollars in Thousands)

As of:	06/30/24	12/31/23	06/30/23	12/31/22	\$ Change 12 MTHS	% Change 12 MTHS
--------	----------	----------	----------	----------	----------------------	---------------------

**ALLOWANCE FOR CREDIT LOSSES (LOANS):**

Beginning Balance	6,946	7,010	7,010	6,467	(64)	(0.91)
Total Recoveries	-	36	1	128	(1)	(100.00)
Total Charge-offs	30	4	4	5	26	650.00
Provision Expense	225	420	210	420	15	7.14
Writedown Transfer Loans HFS	-	-	-	-	-	NA
Adjustments	-	(516)	(516)	-	516	(100.00)
Ending Balance	7,140	6,946	6,701	7,010	439	6.55

**NON-PERFORMING ASSETS:**

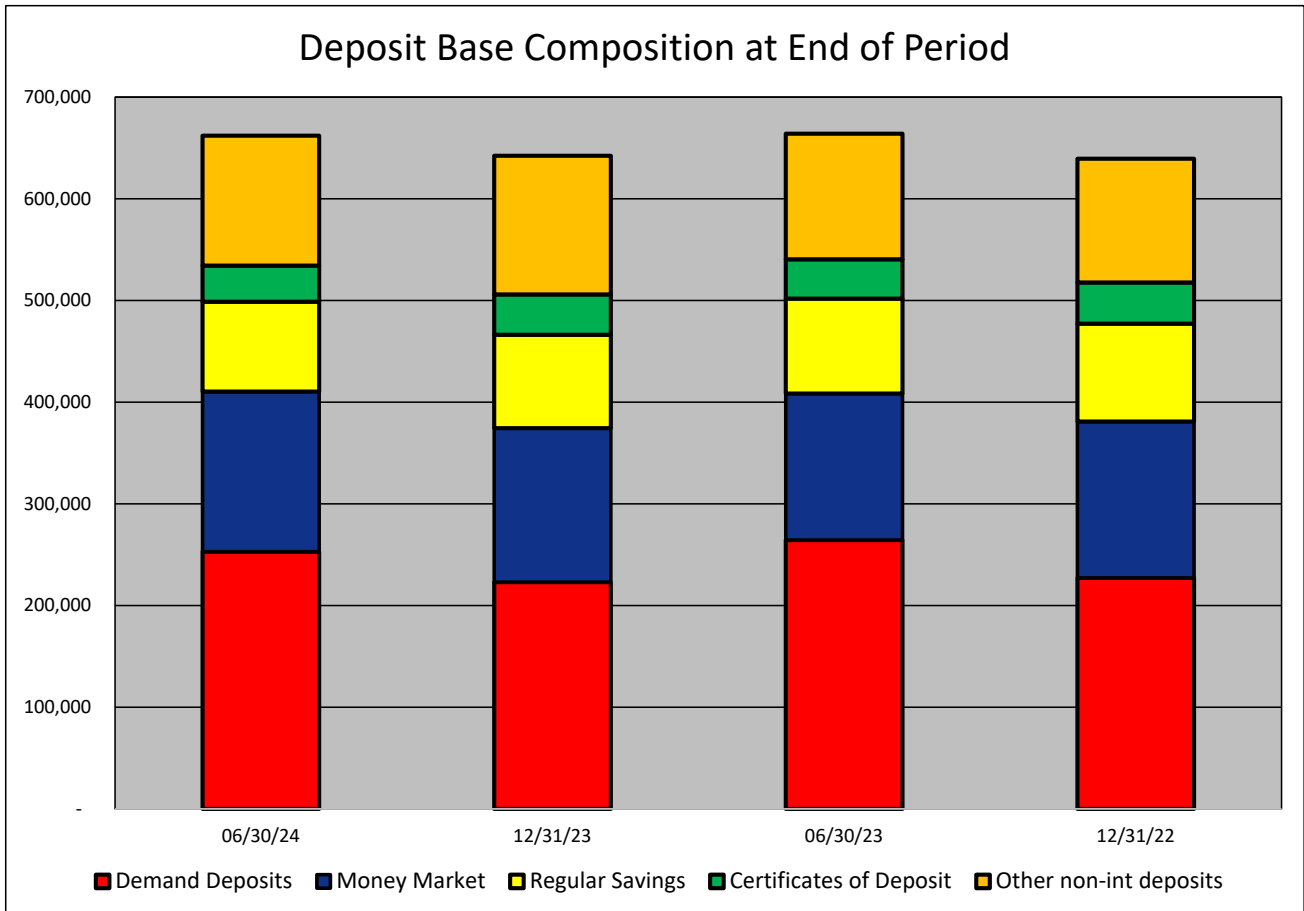
Total-90+ Days Past Due	311	210	200	442	111	55.50
Total-Nonaccrual	343	201	2,125	2,165	(1,782)	(83.86)
Foreclosed Real Estate	-	-	-	-	-	NA
Total Non-perf Assets	654	411	2,325	2,607	(1,671)	(71.87)

**DEPOSIT BASE COMPOSITION - First Bank**  
(Dollars in Thousands)

As of:	06/30/24	12/31/23	06/30/23	12/31/22	\$ Change 12 MTHS	% Change 12 MTHS
--------	----------	----------	----------	----------	----------------------	---------------------

**DEPOSIT BASE CATEGORY:**

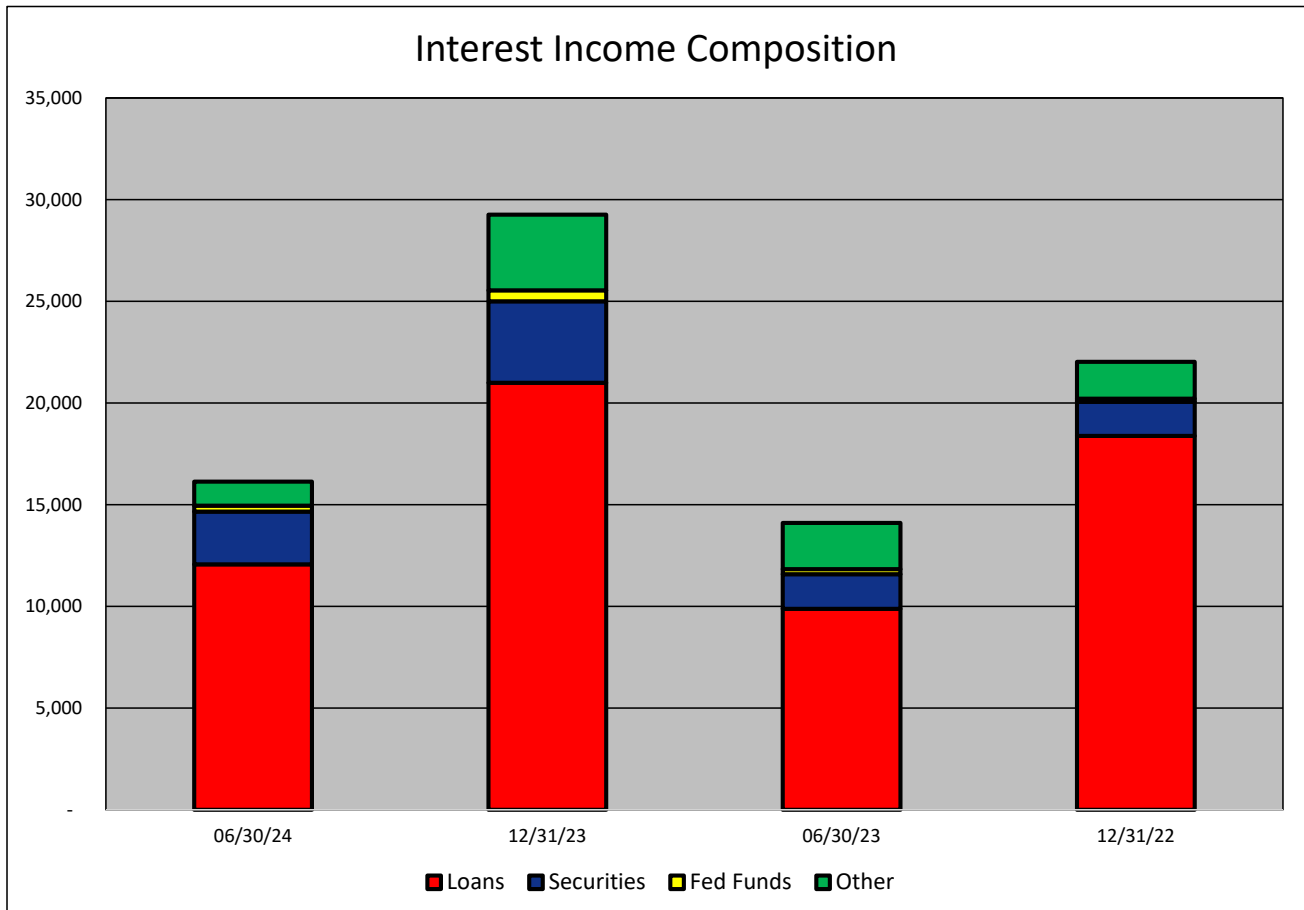
Demand Deposits	252,976	222,991	264,314	227,162	(11,338)	(4.29)
Money Market	157,495	151,469	144,173	153,865	13,322	9.24
Regular Savings	88,323	91,824	93,374	96,253	(5,051)	(5.41)
Certificates of Deposit	35,501	39,707	38,583	40,383	(3,082)	(7.99)
Other non-int deposits	127,767	136,302	123,526	121,727	4,241	3.43
<b>Total Deposits</b>	<b>662,062</b>	<b>642,293</b>	<b>663,970</b>	<b>639,390</b>	<b>(1,908)</b>	<b>(0.29)</b>





**INTEREST INCOME COMPOSITION- First Bank**  
(Dollars in Thousands)

As of:	06/30/24	12/31/23	06/30/23	12/31/22	\$ Change 12 MTHS	% Change 12 MTHS
<b>INTEREST INCOME CATEGORY</b>						
Loans	12,071	20,998	9,880	18,381	2,191	22.18
Securities	2,591	4,001	1,705	1,678	886	51.96
Fed Funds	293	541	250	153	43	17.20
Other	1,180	3,724	2,272	1,812	(1,092)	(48.06)
<b>Total Int Income</b>	<b>16,135</b>	<b>29,264</b>	<b>14,107</b>	<b>22,024</b>	<b>2,028</b>	<b>14.38</b>

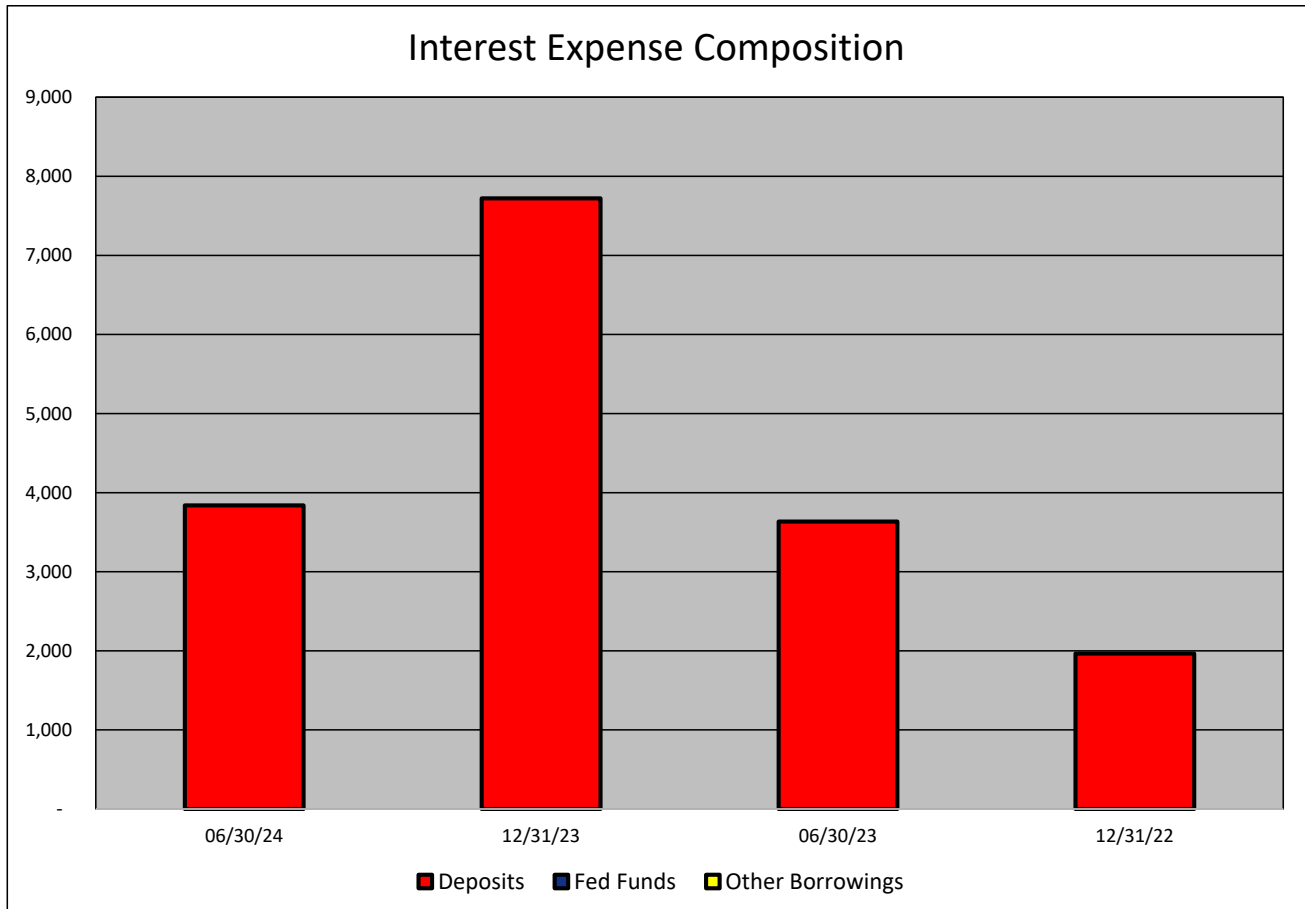


**INTEREST EXPENSE COMPOSITION- First Bank**  
(Dollars in Thousands)

As of:	06/30/24	12/31/23	06/30/23	12/31/22	\$ Change 12 MTHS	% Change 12 MTHS
--------	----------	----------	----------	----------	----------------------	---------------------

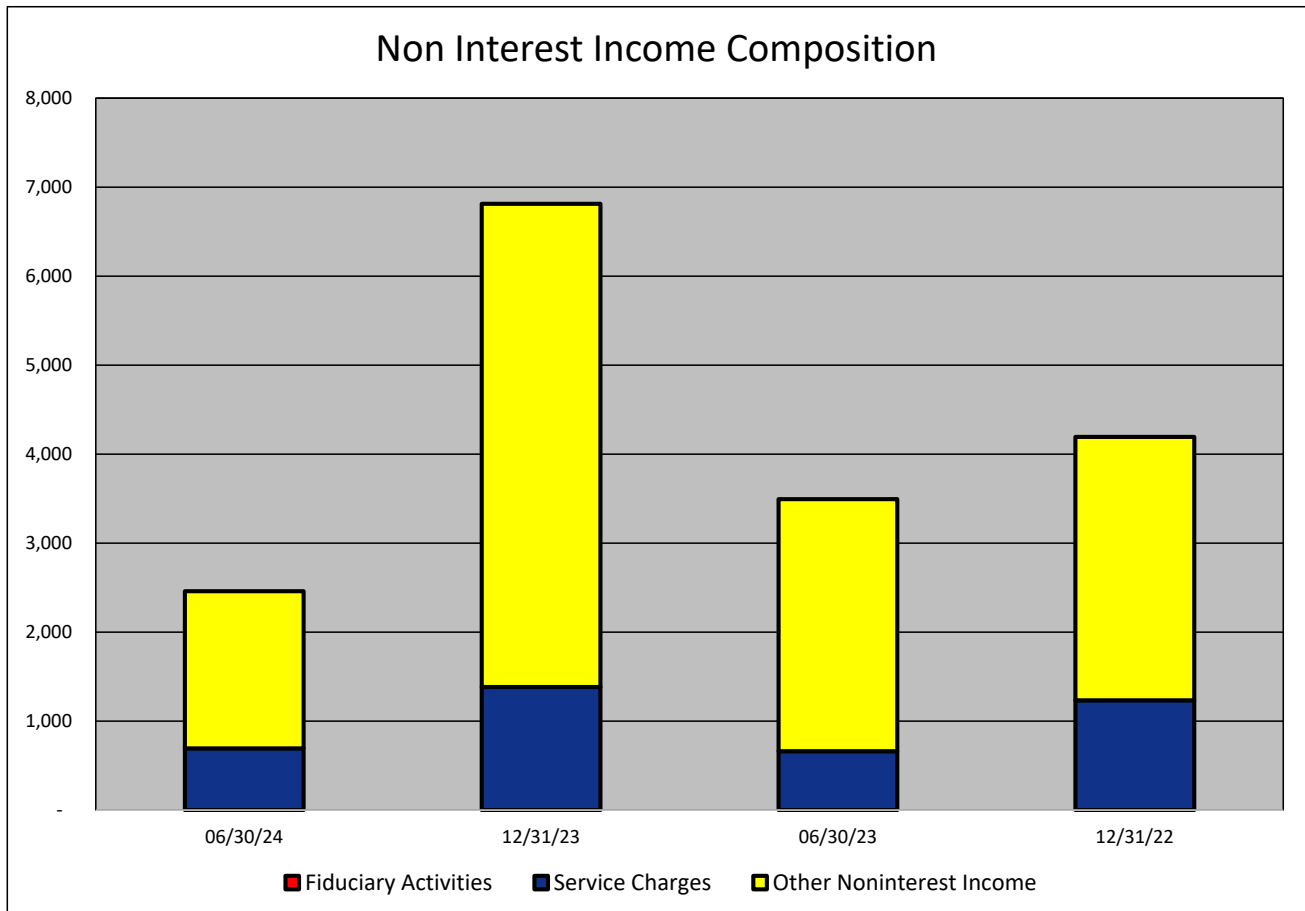
**INTEREST EXPENSE CATEGORY**

Deposits	3,839	7,721	3,635	1,965	204	5.61
Fed Funds	-	-	-	-	-	NA
Other Borrowings	-	-	-	-	-	NA
<b>Total Int Expense</b>	<b>3,839</b>	<b>7,721</b>	<b>3,635</b>	<b>1,965</b>	<b>204</b>	<b>5.61</b>



**NONINTEREST INCOME COMPOSITION- First Bank**  
(Dollars in Thousands)

As of:	06/30/24	12/31/23	06/30/23	12/31/22	\$ Change 12 MTHS	% Change 12 MTHS
<b>NONINTEREST INCOME CATEGORY</b>						
Fiduciary Activities	-	-	-	-	-	NA
Service Charges	694	1,383	661	1,234	33	4.99
Other Noninterest Income	1,765	5,430	2,833	2,959	(1,068)	(37.70)
<b>Total Nonint. Income</b>	<b>2,459</b>	<b>6,813</b>	<b>3,494</b>	<b>4,193</b>	<b>(1,035)</b>	<b>(29.62)</b>

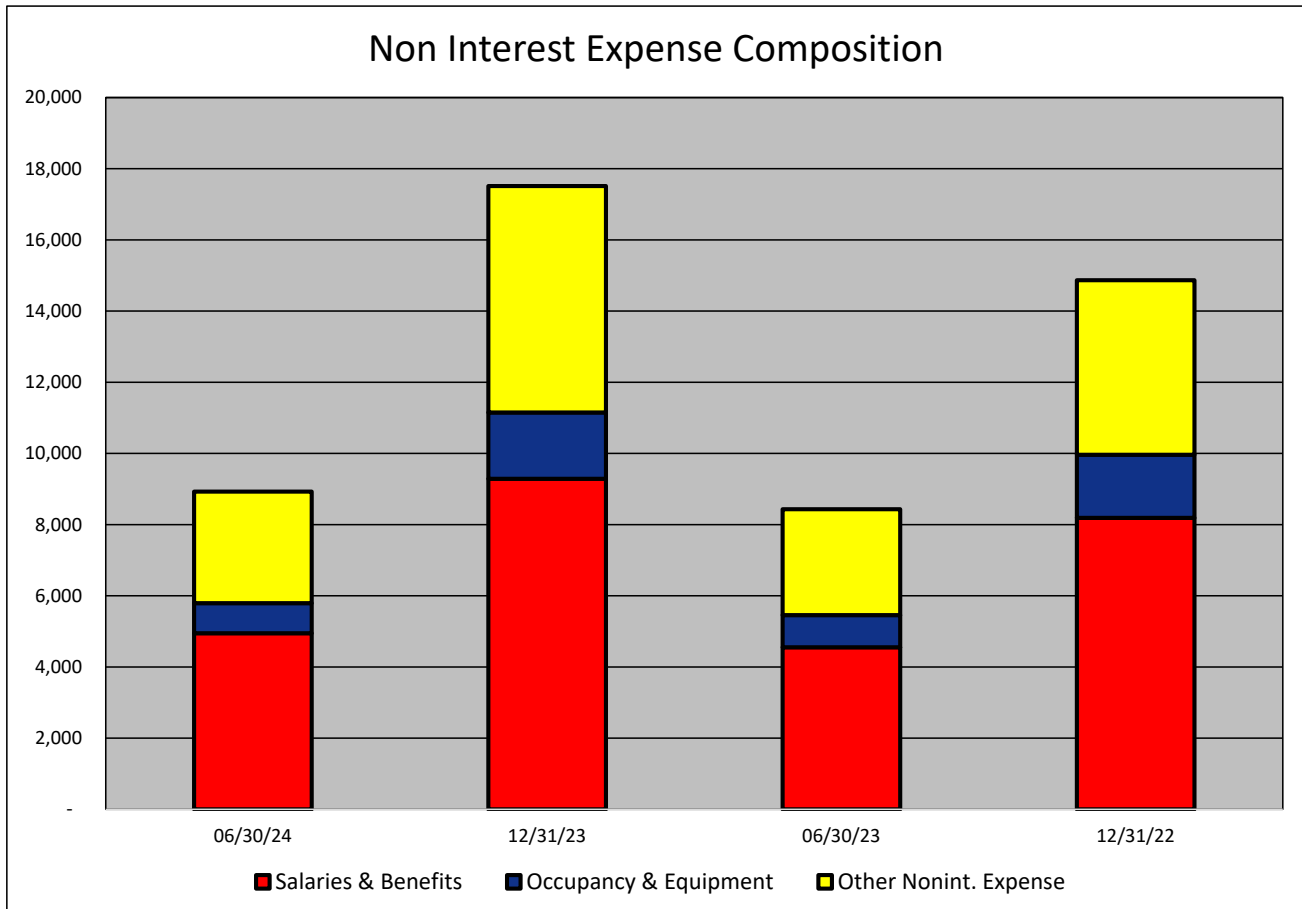


**NONINTEREST EXPENSE COMPOSITION- First Bank**  
(Dollars in Thousands)

As of:	06/30/24	12/31/23	06/30/23	12/31/22	\$ Change 12 MTHS	% Change 12 MTHS
--------	----------	----------	----------	----------	----------------------	---------------------

**NONINTEREST EXPENSE CATEGORY**

Salaries & Benefits	4,948	9,288	4,553	8,189	395	8.68
Occupancy & Equipment	845	1,861	903	1,775	(58)	(6.42)
Other Nonint. Expense	3,133	6,363	2,975	4,902	158	5.31
<b>Total Nonint. Expense</b>	<b>8,926</b>	<b>17,512</b>	<b>8,431</b>	<b>14,866</b>	<b>495</b>	<b>5.87</b>



**PEER GROUP COMPARISONS REPORT**  
**Central Florida Group**

BALANCE SHEET

Institution name	Total Assets \$000		% Change in Assets
	This Year	Last Year	
Crews Bank & Trust	2,160,584	887,225	<b>143.52</b>
Cogent Bank	1,931,272	1,610,245	<b>19.94</b>
First Colony Bank Of Florida	310,087	271,110	<b>14.38</b>
Sunrise Bank	529,750	482,499	<b>9.79</b>
Bank Of Central Florida	1,086,814	1,031,612	<b>5.35</b>
Axiom Bank, National Association	852,029	809,982	<b>5.19</b>
Citizens First Bank	3,775,894	3,636,417	<b>3.84</b>
First National Bank Of Wauchula	90,555	87,441	<b>3.56</b>
Mainstreet Community Bank Of Florida	807,304	782,172	<b>3.21</b>
Citizens Bank And Trust	1,338,732	1,300,269	<b>2.96</b>
Commerce Bank & Trust	173,127	169,059	<b>2.41</b>
Winter Park National Bank	793,742	779,120	<b>1.88</b>
Southstate Bank, National Association	45,481,202	44,928,402	<b>1.23</b>
<b>First Bank</b>	<b>728,056</b>	<b>720,449</b>	<b>1.06</b>
Surety Bank	205,983	206,910	<b>(0.45)</b>
United Southern Bank	865,842	896,285	<b>(3.40)</b>
Heartland National Bank	713,354	752,086	<b>(5.15)</b>
The First National Bank Of Mount Dora	363,329	389,044	<b>(6.61)</b>

<b>Select Peer Average</b>	<b>3,455,981</b>	<b>3,318,907</b>	<b>11.26</b>
----------------------------	------------------	------------------	--------------

**PEER GROUP COMPARISONS REPORT**  
**Central Florida Group**

BALANCE SHEET

Institution name	Total Loans \$'000		% Change in Loans
	This Year	Last Year	
Crews Bank & Trust	1,187,289	589,045	<b>101.56</b>
Axiom Bank, National Association	589,600	488,636	<b>20.66</b>
Cogent Bank	1,549,885	1,329,696	<b>16.56</b>
Sunrise Bank	430,153	369,901	<b>16.29</b>
Bank Of Central Florida	757,763	656,894	<b>15.36</b>
Winter Park National Bank	454,470	396,188	<b>14.71</b>
Mainstreet Community Bank Of Florida	557,175	485,726	<b>14.71</b>
First Colony Bank Of Florida	191,168	169,195	<b>12.99</b>
<b>First Bank</b>	<b>430,860</b>	<b>388,834</b>	<b>10.81</b>
Commerce Bank & Trust	124,207	112,662	<b>10.25</b>
United Southern Bank	390,858	355,467	<b>9.96</b>
Citizens Bank And Trust	750,277	686,709	<b>9.26</b>
The First National Bank Of Mount Dora	118,655	108,970	<b>8.89</b>
Citizens First Bank	1,279,595	1,206,469	<b>6.06</b>
Southstate Bank, National Association	33,334,571	31,579,736	<b>5.56</b>
Heartland National Bank	155,345	152,235	<b>2.04</b>
Surety Bank	77,326	77,235	<b>0.12</b>
First National Bank Of Wauchula	67,397	68,014	<b>(0.91)</b>

<b>Select Peer Average</b>	<b>2,358,144</b>	<b>2,178,978</b>	<b>15.27</b>
----------------------------	------------------	------------------	--------------

**PEER GROUP COMPARISONS REPORT**  
*Central Florida Group*

**CAPITAL RATIOS**  
For the six months June 30, 2024

Institution name	Equity/ Assets	Leverage Ratio	Tier 1 Risk- based Ratio	Risk based Capital Ratio	Common Equity Tier 1 Capital Ratio
Citizens First Bank	10.02	<b>12.78</b>	18.78	19.71	18.78
Surety Bank	9.32	<b>11.96</b>	25.62	26.77	25.62
The First National Bank Of Mount Dora	8.35	<b>11.42</b>	0.00	0.00	0.00
First National Bank Of Wauchula	9.52	<b>10.75</b>	0.00	0.00	0.00
Crews Bank & Trust	10.60	<b>10.55</b>	0.00	0.00	0.00
Axiom Bank, National Association	10.70	<b>10.55</b>	13.38	14.58	13.38
Southstate Bank, National Association	13.05	<b>10.36</b>	12.89	14.15	12.89
Sunrise Bank	7.78	<b>9.19</b>	0.00	0.00	0.00
<b>First Bank</b>	<b>8.37</b>	<b>9.16</b>	<b>14.47</b>	<b>15.73</b>	<b>14.47</b>
Heartland National Bank	8.30	<b>9.13</b>	26.41	27.50	26.41
Mainstreet Community Bank Of Florida	7.23	<b>8.97</b>	0.00	0.00	0.00
United Southern Bank	4.33	<b>8.83</b>	16.13	17.39	16.13
Commerce Bank & Trust	5.77	<b>8.68</b>	11.79	13.04	11.79
First Colony Bank Of Florida	7.78	<b>8.48</b>	12.10	13.36	12.10
Cogent Bank	8.11	<b>8.28</b>	10.00	11.15	10.00
Bank Of Central Florida	6.81	<b>8.19</b>	11.55	12.47	11.55
Citizens Bank And Trust	1.13	<b>7.39</b>	11.96	12.88	11.96
Winter Park National Bank	5.41	<b>6.64</b>	10.64	11.89	10.64

<b>Select Peer Average</b>	7.92	9.52	10.87	11.70	10.87
----------------------------	------	------	-------	-------	-------

**PEER GROUP COMPARISONS REPORT**  
*Central Florida Group*

**BALANCE SHEET RATIOS**  
For the six months June 30, 2024

Institution name	Loans/ Deposits	Gross Loans/ Assets	Securities/ Assets
Sunrise Bank	93.56	81.20	15.06
Cogent Bank	93.44	80.25	15.45
Southstate Bank, National Association	89.62	73.29	15.05
First National Bank Of Wauchula	86.29	74.43	6.19
Commerce Bank & Trust	79.98	71.74	14.70
Axiom Bank, National Association	78.29	69.20	6.82
Mainstreet Community Bank Of Florida	75.62	69.02	23.26
Bank Of Central Florida	75.52	69.72	18.76
First Colony Bank Of Florida	67.26	61.65	16.67
Winter Park National Bank	65.46	57.26	30.01
<b>First Bank</b>	<b>65.08</b>	<b>59.18</b>	<b>25.81</b>
Crews Bank & Trust	61.94	54.95	28.91
Citizens Bank And Trust	57.79	56.04	40.08
United Southern Bank	50.82	45.14	40.55
Surety Bank	41.46	37.54	15.65
Citizens First Bank	39.14	33.89	60.24
The First National Bank Of Mount Dora	36.04	32.66	58.80
Heartland National Bank	24.75	21.78	50.72

<b>Select Peer Average</b>	65.67	58.27	26.82
----------------------------	-------	-------	-------



**PEER GROUP COMPARISONS REPORT**  
*Central Florida Group*

**PROFITABILITY RATIOS**  
For the six months June 30, 2024

Institution name	Avg Total Assets (\$000)	Return on Avg Assets	Return on Avg Equity
Surety Bank	205,905	<b>2.80</b>	30.43
Crews Bank & Trust	2,163,426	<b>1.75</b>	16.96
Heartland National Bank	721,413	<b>1.64</b>	21.17
First Colony Bank Of Florida	306,620	<b>1.53</b>	19.52
Cogent Bank	1,869,603	<b>1.39</b>	17.67
<b>First Bank</b>	<b>726,453</b>	<b>1.18</b>	<b>14.45</b>
Southstate Bank, National Association	46,058,870	<b>1.14</b>	9.00
Bank Of Central Florida	1,113,322	<b>1.10</b>	17.03
The First National Bank Of Mount Dora	370,462	<b>0.98</b>	11.85
Winter Park National Bank	818,529	<b>0.93</b>	18.01
Sunrise Bank	523,552	<b>0.90</b>	11.91
Citizens First Bank	3,881,135	<b>0.88</b>	9.09
United Southern Bank	932,310	<b>0.73</b>	18.89
First National Bank Of Wauchula	90,358	<b>0.62</b>	6.59
Axiom Bank, National Association	850,274	<b>0.58</b>	5.53
Commerce Bank & Trust	174,959	<b>0.56</b>	9.88
Citizens Bank And Trust	1,418,284	<b>0.55</b>	51.91
Mainstreet Community Bank Of Florida	799,700	<b>0.51</b>	7.19

<b>Select Peer Average</b>	<b>3,501,399</b>	<b>1.10</b>	<b>16.50</b>
----------------------------	------------------	-------------	--------------

**PEER GROUP COMPARISONS REPORT**  
*Central Florida Group*

**PROFITABILITY RATIOS**  
For the six months June 30, 2024

Institution name	Noninterest Income/AA	Net Overhead Ratio	Efficiency Ratio	Assets (per million) per Employee
Heartland National Bank	0.25	1.12	<b>38.50</b>	13.46
Winter Park National Bank	0.06	1.02	<b>44.16</b>	25.60
First Colony Bank Of Florida	0.11	1.58	<b>50.58</b>	16.32
Citizens First Bank	0.62	1.01	<b>52.90</b>	9.63
Surety Bank	3.49	(0.17)	<b>53.18</b>	5.57
Cogent Bank	0.90	1.83	<b>56.20</b>	8.58
Bank Of Central Florida	0.26	1.72	<b>56.62</b>	10.16
Crews Bank & Trust	0.82	1.74	<b>57.43</b>	5.94
Southstate Bank, National Association	0.70	1.49	<b>57.83</b>	8.76
<b>First Bank</b>	<b>0.68</b>	<b>1.78</b>	<b>60.13</b>	<b>6.93</b>
Sunrise Bank	0.06	2.06	<b>67.38</b>	8.98
United Southern Bank	0.58	1.68	<b>69.15</b>	5.62
Mainstreet Community Bank Of Florida	0.36	2.00	<b>72.19</b>	8.07
The First National Bank Of Mount Dora	2.75	1.24	<b>74.26</b>	4.49
Citizens Bank And Trust	0.69	1.65	<b>79.11</b>	7.08
Commerce Bank & Trust	0.19	2.22	<b>79.50</b>	8.24
Axiom Bank, National Association	1.12	3.20	<b>79.98</b>	6.17
First National Bank Of Wauchula	0.36	3.62	<b>86.38</b>	3.77

<b>Select Peer Average</b>	0.78	1.71	63.08	9.08
----------------------------	------	------	-------	------

**PEER GROUP COMPARISONS REPORT**  
*Central Florida Group*

**ASSET QUALITY RATIOS**  
For the six months June 30, 2024

Institution name	Allowance/ Loans	Nonperf Loans/ Total Loans	Nonperf Assets/ Total Assets	Adjusted Texas Ratio
Commerce Bank & Trust	1.44	0.00	<b>0.00</b>	0.00
First Colony Bank Of Florida	1.60	0.00	<b>0.00</b>	0.00
Sunrise Bank	1.23	0.00	<b>0.00</b>	0.00
Bank Of Central Florida	0.94	0.02	<b>0.01</b>	0.19
Crews Bank & Trust	1.78	0.03	<b>0.02</b>	0.15
Citizens First Bank	1.67	0.16	<b>0.05</b>	0.47
Heartland National Bank	1.58	0.22	<b>0.05</b>	0.56
<b>First Bank</b>	<b>1.66</b>	<b>0.15</b>	<b>0.09</b>	<b>0.67</b>
The First National Bank Of Mount Dora	1.75	0.27	<b>0.09</b>	1.00
Surety Bank	1.42	0.46	<b>0.17</b>	1.77
United Southern Bank	2.42	0.46	<b>0.21</b>	3.84
Winter Park National Bank	1.52	0.60	<b>0.34</b>	5.46
Cogent Bank	1.13	0.53	<b>0.43</b>	4.73
Southstate Bank, National Association	1.42	0.59	<b>0.44</b>	3.66
First National Bank Of Wauchula	1.49	0.61	<b>0.45</b>	4.26
Mainstreet Community Bank Of Florida	1.25	1.17	<b>0.81</b>	9.97
Citizens Bank And Trust	1.02	1.64	<b>0.92</b>	53.81
Axiom Bank, National Association	1.29	2.16	<b>1.53</b>	13.38
<b>Select Peer Average</b>	<b>1.48</b>	<b>0.50</b>	<b>0.31</b>	<b>5.77</b>

**PEER GROUP COMPARISONS REPORT**  
*Central Florida Group*

**STATEMENT OF CONDITION (% OF ASSETS)**  
**For the six months June 30, 2024**

Institution name	Cash & Nointerest bearing Deps	Interest- bearing Bal	Fed Funds Sold & Repos	Held to Maturity Secs	Available for Sale Secs
Surety Bank	<b>27.81</b>	14.94	0.00	0.00	15.65
First National Bank Of Wauchula	<b>6.25</b>	8.95	0.00	0.00	6.19
<b>First Bank</b>	<b>2.25</b>	<b>7.55</b>	<b>1.39</b>	<b>0.00</b>	<b>25.81</b>
Commerce Bank & Trust	<b>1.30</b>	9.54	0.00	0.00	14.70
Mainstreet Community Bank Of Florida	<b>1.17</b>	1.78	0.09	0.00	23.26
First Colony Bank Of Florida	<b>1.13</b>	20.49	0.00	9.94	6.73
Winter Park National Bank	<b>1.13</b>	10.15	0.00	19.01	11.00
Southstate Bank, National Association	<b>1.12</b>	1.29	0.05	5.16	9.89
Axiom Bank, National Association	<b>0.98</b>	19.37	0.00	0.00	6.82
Crews Bank & Trust	<b>0.76</b>	14.45	0.00	21.60	7.31
Heartland National Bank	<b>0.76</b>	24.30	0.00	0.00	50.72
United Southern Bank	<b>0.75</b>	8.51	0.00	1.10	39.45
Citizens First Bank	<b>0.72</b>	0.21	1.62	0.00	60.24
The First National Bank Of Mount Dora	<b>0.62</b>	1.61	0.00	0.00	58.80
Bank Of Central Florida	<b>0.44</b>	7.86	0.00	0.00	18.76
Sunrise Bank	<b>0.40</b>	1.57	0.00	0.94	14.12
Citizens Bank And Trust	<b>0.31</b>	1.04	0.00	0.00	40.08
Cogent Bank	<b>0.11</b>	3.39	0.00	0.00	15.45

<b>Select Peer Average</b>	<b>2.67</b>	<b>8.72</b>	<b>0.18</b>	<b>3.21</b>	<b>23.61</b>
----------------------------	-------------	-------------	-------------	-------------	--------------

**PEER GROUP COMPARISONS REPORT**  
*Central Florida Group*

**STATEMENT OF CONDITION (% OF ASSETS)**  
For the six months June 30, 2024

Institution name	Net Loans & Leases	Premises & Fixed Assets	Total Real Estate Owned	Intangible Assets
Sunrise Bank	80.20	1.71	0.00	0.00
Cogent Bank	79.28	0.24	0.00	0.12
First National Bank Of Wauchula	73.32	1.35	0.00	0.00
Southstate Bank, National Association	72.03	1.15	0.01	4.59
Commerce Bank & Trust	70.71	0.20	0.00	0.00
Bank Of Central Florida	69.07	1.54	0.00	0.02
Axiom Bank, National Association	68.31	1.30	0.01	0.13
Mainstreet Community Bank Of Florida	68.12	2.19	0.00	0.01
First Colony Bank Of Florida	60.66	0.39	0.00	0.00
<b>First Bank</b>	<b>58.20</b>	<b>1.98</b>	<b>0.00</b>	<b>0.00</b>
Winter Park National Bank	56.38	0.35	0.00	0.00
Citizens Bank And Trust	55.47	1.35	0.00	0.00
Crews Bank & Trust	53.97	1.26	0.00	0.00
United Southern Bank	44.05	1.21	0.00	0.00
Surety Bank	37.01	0.91	0.00	0.00
Citizens First Bank	33.06	1.42	0.00	0.45
The First National Bank Of Mount Dora	32.09	1.21	0.00	0.00
Heartland National Bank	21.43	0.56	0.00	0.00

<b>Select Peer Average</b>	57.41	1.13	0.00	0.30
----------------------------	-------	------	------	------

**PEER GROUP COMPARISONS REPORT**  
*Central Florida Group*

**STATEMENT OF CONDITION (% OF TOTAL FUNDING SOURCES)**  
**For the six months June 30, 2024**

Institution name	Non Interest Bearing Deps	Interest Bearing Deps	Total Deps	Total Fed Funds & Repos	Other Borrowed Money
Surety Bank	<b>42.32</b>	57.68	100.00	0.00	0.00
Crews Bank & Trust	<b>41.57</b>	58.21	99.78	0.22	0.00
Axiom Bank, National Association	<b>40.26</b>	59.74	100.00	0.00	0.00
<b>First Bank</b>	<b>38.21</b>	<b>61.79</b>	<b>100.00</b>	<b>0.00</b>	<b>0.00</b>
The First National Bank Of Mount Dora	<b>37.82</b>	62.18	100.00	0.00	0.00
Citizens Bank And Trust	<b>35.25</b>	63.82	99.07	0.70	0.23
First Colony Bank Of Florida	<b>34.63</b>	65.37	100.00	0.00	0.00
Bank Of Central Florida	<b>34.18</b>	65.82	100.00	0.00	0.00
Mainstreet Community Bank Of Florida	<b>32.20</b>	66.86	99.06	0.00	0.94
Commerce Bank & Trust	<b>29.91</b>	66.02	95.93	2.21	1.85
First National Bank Of Wauchula	<b>28.94</b>	68.57	97.50	0.00	2.50
Southstate Bank, National Association	<b>27.53</b>	70.25	97.78	1.43	0.79
United Southern Bank	<b>25.35</b>	68.55	93.90	0.00	6.10
Sunrise Bank	<b>24.92</b>	70.22	95.14	1.35	3.52
Heartland National Bank	<b>24.87</b>	71.83	96.70	3.30	0.00
Cogent Bank	<b>23.77</b>	70.33	94.10	0.00	5.90
Winter Park National Bank	<b>23.50</b>	69.39	92.90	0.41	6.69
Citizens First Bank	<b>16.67</b>	80.58	97.25	2.75	0.00

<b>Select Peer Average</b>	31.22	66.51	97.73	0.69	1.58
----------------------------	-------	-------	-------	------	------

**PEER GROUP COMPARISONS REPORT**  
*Central Florida Group*

**YIELDS, COSTS & SPREADS - ASSET YIELDS**  
For the six months June 30, 2024

Institution name	Yield on Earning Assets	Cost of Funds	Net Interest Margin	Avg Earning Assets/AA
First National Bank Of Wauchula	6.37	2.67	<b>4.59</b>	92.38
Axiom Bank, National Association	6.65	3.77	<b>4.46</b>	95.97
Cogent Bank	6.71	4.08	<b>3.93</b>	99.45
Crews Bank & Trust	4.87	2.33	<b>3.66</b>	98.34
<b>First Bank</b>	<b>4.71</b>	<b>1.85</b>	<b>3.59</b>	<b>94.28</b>
Surety Bank	5.57	3.13	<b>3.48</b>	75.51
Heartland National Bank	4.92	2.17	<b>3.41</b>	96.89
Southstate Bank, National Association	5.00	2.41	<b>3.37</b>	90.98
Bank Of Central Florida	4.99	2.64	<b>3.33</b>	97.14
First Colony Bank Of Florida	5.06	2.17	<b>3.14</b>	99.04
Sunrise Bank	5.75	3.82	<b>3.14</b>	98.14
Mainstreet Community Bank Of Florida	4.65	2.41	<b>3.09</b>	94.29
Commerce Bank & Trust	5.02	3.13	<b>2.85</b>	97.81
United Southern Bank	3.92	1.41	<b>2.77</b>	96.44
The First National Bank Of Mount Dora	3.74	2.23	<b>2.45</b>	97.83
Citizens First Bank	4.13	1.92	<b>2.45</b>	97.46
Winter Park National Bank	4.78	3.20	<b>2.43</b>	97.71
Citizens Bank And Trust	3.86	2.49	<b>2.33</b>	96.73
<b>Select Peer Average</b>	<b>5.04</b>	<b>2.66</b>	<b>3.30</b>	<b>95.36</b>