

# Crews Bank & Trust

Wauchula, FL

Established

4/1/1929

## Florida Bank and Thrift Performance Report

### Table of Contents

<b>Title</b>	<b>Page</b>
PEER GROUP POSITION	1
EXECUTIVE SUMMARY	2
SELECTED FINANCIAL DATA	3
SECURITIES COMPOSITION	4
LOAN PORTFOLIO COMPOSITION	5
LOAN PORTFOLIO QUALITY	6
DEPOSIT BASE COMPOSITION	7
INTEREST INCOME COMPOSITION	8
INTEREST EXPENSE COMPOSITION	9
NONINTEREST INCOME COMPOSITION	10
NONINTEREST EXPENSE COMPOSITION	11
PEER GROUP COMPARISONS REPORT	12-22

#### **FLORIDA BANKING TEAM**

Ted Hacker, Steve Kania, Robert Brink, David Ajvazi, Erica Hines, Sacha Widmaier, Anthony Hagbartsen, Madeline Bogumil, Lauren Klindt, Phillip Berdeguer, Andrew Joyce, Mai Tran, Meranda Joseph, Patricia Romero, Vanessa Hossler, Adam McCord, Allyson Wiitala, Jacob Ingram, Adam McCord, Rachel Jean, Brendan Yosko, Martha Zubia, Stephanie Flores, Joshua Koelsch, Krishna Reddy, Jacob Frantzen, Sander Ocasio, Brian Katz, Nicholas Singh, Martin Gonzalez

Information contained herein was obtained from FIS is believed to be reliable however, accuracy is not guaranteed and all peer and state averages are simple averages.

**PEER GROUP POSITION**

For the  
*Central Florida Group*

**For the six months June 30, 2024**

Institution name	Total Assets (\$'000's)
Southstate Bank, National Association	45,481,202
Citizens First Bank	3,775,894
Crews Bank & Trust	2,160,584
Cogent Bank	1,931,272
Citizens Bank And Trust	1,338,732
Bank Of Central Florida	1,086,814
United Southern Bank	865,842
Axiom Bank, National Association	852,029
Mainstreet Community Bank Of Florida	807,304
Winter Park National Bank	793,742
First Bank	728,056
Heartland National Bank	713,354
Sunrise Bank	529,750
The First National Bank Of Mount Dora	363,329
First Colony Bank Of Florida	310,087
Surety Bank	205,983
Commerce Bank & Trust	173,127
First National Bank Of Wauchula	90,555

Institution name	Return on Avg Assets (%)
Surety Bank	2.80
Crews Bank & Trust	1.75
Heartland National Bank	1.64
First Colony Bank Of Florida	1.53
Cogent Bank	1.39
First Bank	1.18
Southstate Bank, National Association	1.14
Bank Of Central Florida	1.10
The First National Bank Of Mount Dora	0.98
Winter Park National Bank	0.93
Sunrise Bank	0.90
Citizens First Bank	0.88
United Southern Bank	0.73
First National Bank Of Wauchula	0.62
Axiom Bank, National Association	0.58
Commerce Bank & Trust	0.56
Citizens Bank And Trust	0.55
Mainstreet Community Bank Of Florida	0.51

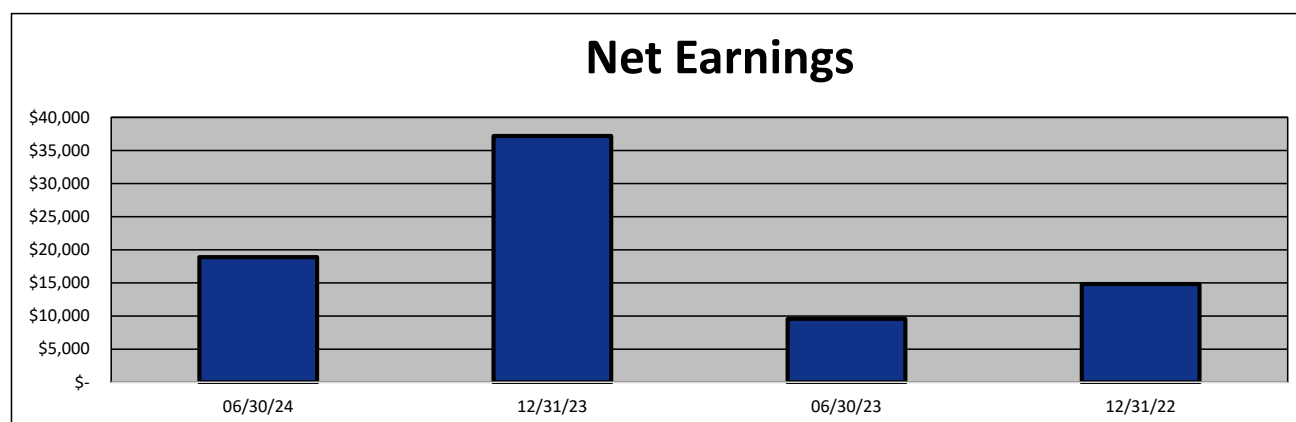
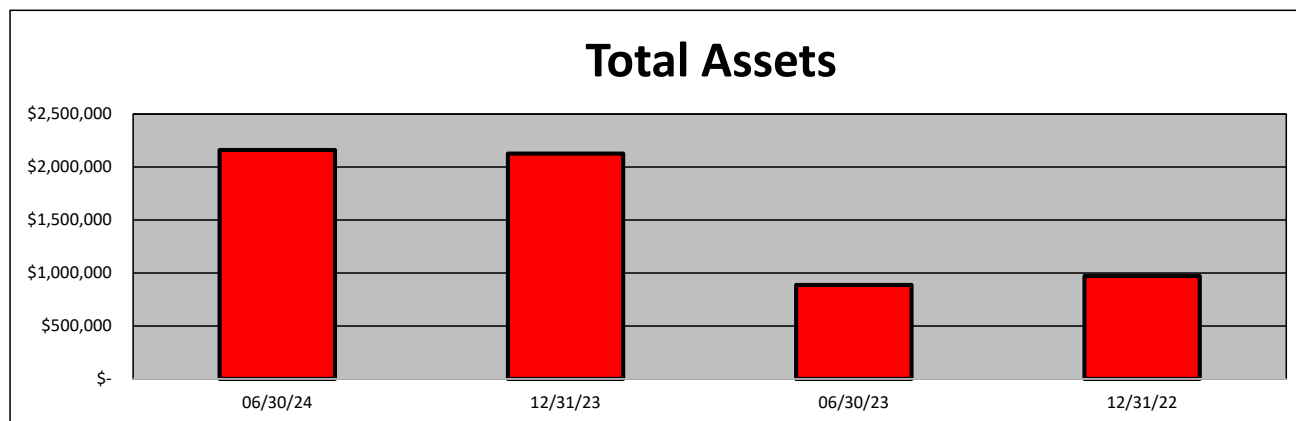
**EXECUTIVE SUMMARY - Crews Bank & Trust**  
(Percentage)

Period Ending	06/30/24	12/31/23	06/30/23	12/31/22	State Avg.	Peer Avg.
<b>CAPITAL RATIOS</b>						
Equity/Assets	10.60	10.13	11.27	9.30	9.59	7.92
Leverage Ratio	10.55	10.04	11.60	9.63	10.67	9.52
Tier 1 Cap/Risk Based Assets	0.00	18.00	0.00	0.00	12.61	10.87
Risk Based Ratio	0.00	19.25	0.00	0.00	13.45	11.70
Common Equity Tier 1 Capital Ratio	NA	18.00	0.00	0.00	12.57	10.87
<b>BALANCE SHEET RATIOS:</b>						
Loan/Deposit Ratio	61.94	60.90	75.66	63.95	75.33	65.67
Loans/Assets	54.95	54.34	66.39	56.56	63.16	58.27
Securities/Assets	28.91	30.35	27.70	26.01	19.74	26.82
<b>PROFITABILITY:</b>						
Return on Avg Assets	1.75	2.40	2.09	1.53	0.75	1.10
Return on Avg Equity	16.96	25.74	20.02	15.99	10.61	16.50
Nonint Income/Avg Assets	0.82	1.09	0.53	0.50	0.79	0.78
Net Overhead Ratio	1.74	2.44	1.63	1.47	2.14	1.71
Efficiency Ratio	57.43	52.60	48.76	50.40	72.23	63.08
Assets (per million) per Employee	5.94	5.85	3.82	4.21	10.25	9.08
<b>ASSET QUALITY:</b>						
Allowance/Loans	1.78	1.69	1.96	2.00	1.31	1.48
Nonperforming Loans/Total Loans	0.03	0.08	0.65	0.80	0.56	0.50
Nonperforming Assets/Total Assets	0.02	0.05	0.43	0.45	0.38	0.31
Adjusted Texas Ratio	0.15	0.41	3.44	4.31	4.10	5.77
<b>YIELDS &amp; COSTS:</b>						
Yield on earning assets	4.87	6.49	4.28	3.48	5.44	5.04
Cost of funds	2.33	1.63	0.67	0.14	3.03	2.66
Net interest margin	3.66	5.65	3.91	3.40	2.85	3.30
Avg Earning Assets/Avg Assets	98.34	98.70	98.66	98.45	95.94	95.36

**SELECTED FINANCIAL DATA - Crews Bank & Trust**  
(Dollars in Thousands)

<b>As of:</b>	<b>06/30/24</b>	<b>12/31/23</b>	<b>06/30/23</b>	<b>12/31/22</b>	<b>\$ Change 12 MTHS</b>	<b>% Change 12 MTHS</b>
Total Assets	2,160,584	2,127,636	887,225	972,344	1,273,359	143.52
Cash and Equivalents	328,595	304,824	47,756	167,057	280,839	588.07
Securities	624,590	645,801	245,771	252,888	378,819	154.13
Loans, net	1,187,289	1,156,223	589,045	549,915	598,244	101.56
Deposit Accounts	1,916,815	1,898,696	778,537	859,855	1,138,278	146.21
Fed Funds & Repos	4,177	3,641	4,388	10,150	(211)	(4.81)
Total Equity	229,070	215,555	99,978	90,430	129,092	129.12

<b>Period Ending</b>	<b>06/30/24</b>	<b>12/31/23</b>	<b>06/30/23</b>	<b>12/31/22</b>	<b>\$ Change 12 MTHS</b>	<b>% Change 12 MTHS</b>
Net Earnings	18,893	37,200	9,573	14,839	9,320	97.36
Interest Income	51,813	99,309	19,372	33,174	32,441	167.46
Interest Expense	12,885	12,911	1,708	775	11,177	654.39
Net Interest Income	38,928	86,398	17,664	32,399	21,264	120.38
Prov for Credit Losses	1,215	1,448	541	1,200	674	124.58
Noninterest income	8,857	16,941	2,443	4,846	6,414	262.55
Gain on Sale of Securities	(3)	(9,834)	-	(2,164)	(3)	NA
Noninterest Expense	27,689	54,809	9,934	19,042	17,755	178.73
Net Operating Income	18,881	47,082	9,632	17,003	9,249	96.02
Income Taxes	-	-	-	-	-	NA

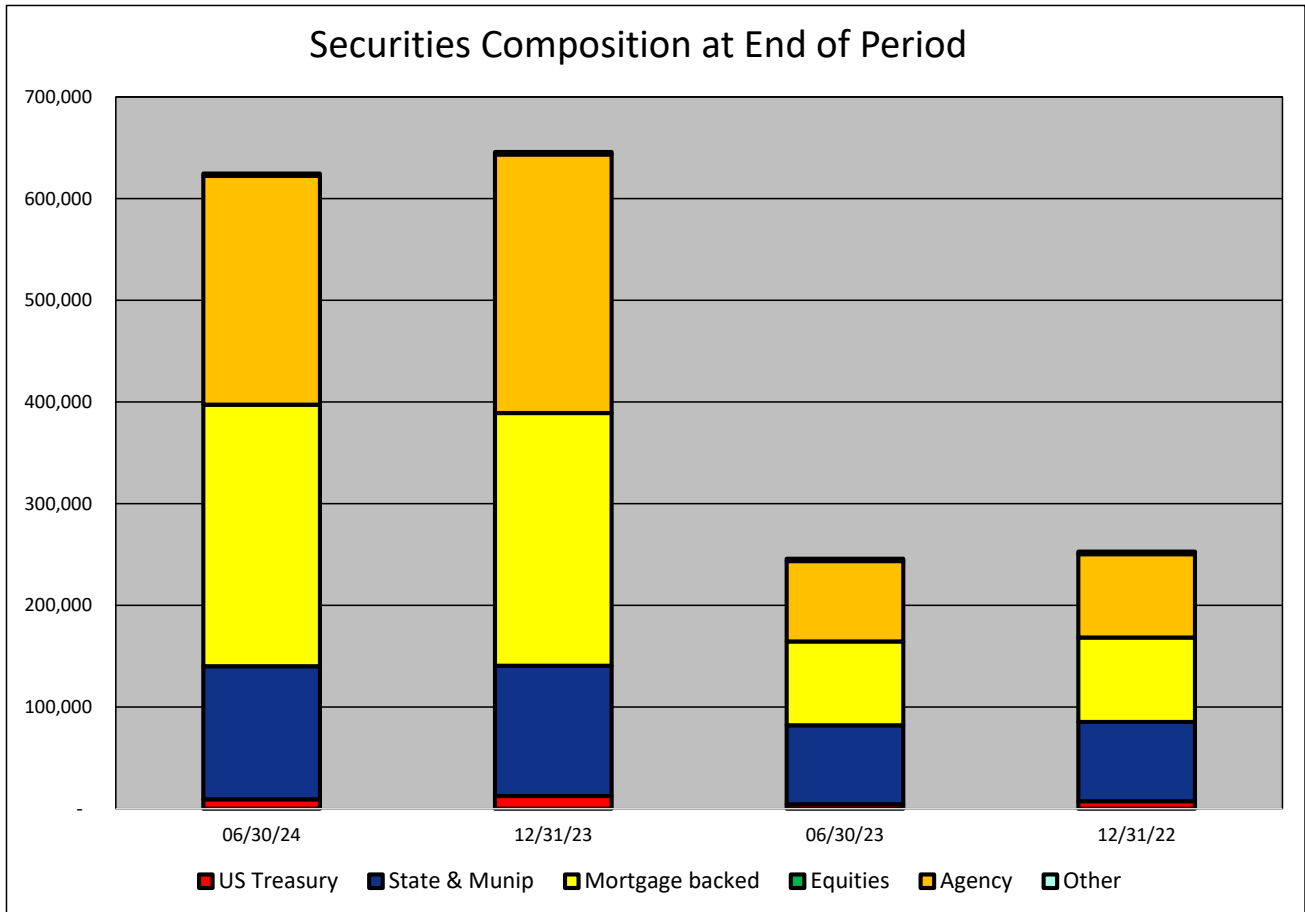


**SECURITIES COMPOSITION - Crews Bank & Trust**  
(Dollars in Thousands)

As of:	06/30/24	12/31/23	06/30/23	12/31/22	\$ Change 12 MTHS	% Change 12 MTHS
--------	----------	----------	----------	----------	----------------------	---------------------

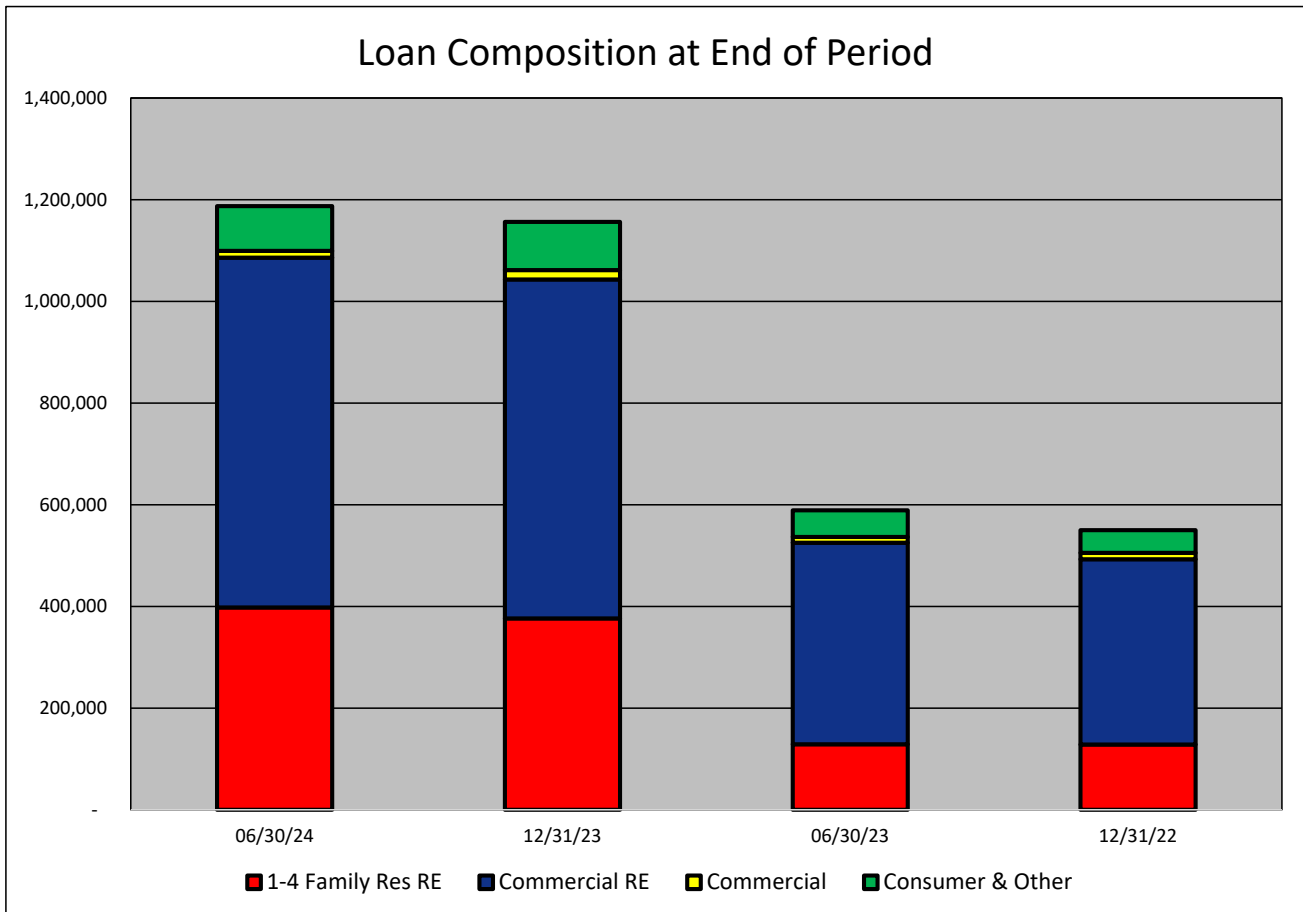
**SECURITIES CATEGORY:**

US Treasury	9,210	12,473	4,409	7,350	4,801	108.89
State & Munip	130,926	128,176	77,627	78,032	53,299	68.66
Mortgage backed	257,205	248,440	82,495	82,941	174,710	211.78
Equities	-	-	-	-	-	NA
Agency	224,979	254,303	78,976	81,996	146,003	184.87
Other	2,270	2,409	2,264	2,569	6	0.27
<b>Total Securities</b>	<b>624,590</b>	<b>645,801</b>	<b>245,771</b>	<b>252,888</b>	<b>378,819</b>	<b>154.13</b>



**LOAN PORTFOLIO COMPOSITION - Crews Bank & Trust**  
(Dollars in Thousands)

As of:	06/30/24	12/31/23	06/30/23	12/31/22	\$ Change 12 MTHS	% Change 12 MTHS
<b>LOAN CATEGORY:</b>						
1-4 Family Res RE	398,002	376,280	128,754	128,441	269,248	209.12
Commercial RE	688,030	666,863	396,578	364,246	291,452	73.49
Commercial	13,265	18,268	11,397	12,623	1,868	16.39
Consumer & Other	87,992	94,812	52,316	44,605	35,676	68.19
<b>Loans, Net</b>	<b>1,187,289</b>	<b>1,156,223</b>	<b>589,045</b>	<b>549,915</b>	<b>598,244</b>	<b>101.56</b>



**LOAN PORTFOLIO QUALITY - Crews Bank & Trust**  
(Dollars in Thousands)

<b>As of:</b>	<b>06/30/24</b>	<b>12/31/23</b>	<b>06/30/23</b>	<b>12/31/22</b>	<b>\$ Change 12 MTHS</b>	<b>% Change 12 MTHS</b>
---------------	-----------------	-----------------	-----------------	-----------------	------------------------------	-----------------------------

**ALLOWANCE FOR CREDIT LOSSES (LOANS):**

Beginning Balance	19,508	11,008	11,008	9,633	8,500	77.22
Total Recoveries	580	162	67	360	513	765.67
Total Charge-offs	149	961	84	185	65	77.38
Provision Expense	1,215	1,448	541	1,200	674	124.58
Writedown Transfer Loans HFS	-	-	-	-	-	NA
Adjustments	-	7,851	-	-	-	NA
Ending Balance	<u>21,154</u>	<u>19,508</u>	<u>11,532</u>	<u>11,008</u>	<u>9,622</u>	<u>83.44</u>

**NON-PERFORMING ASSETS:**

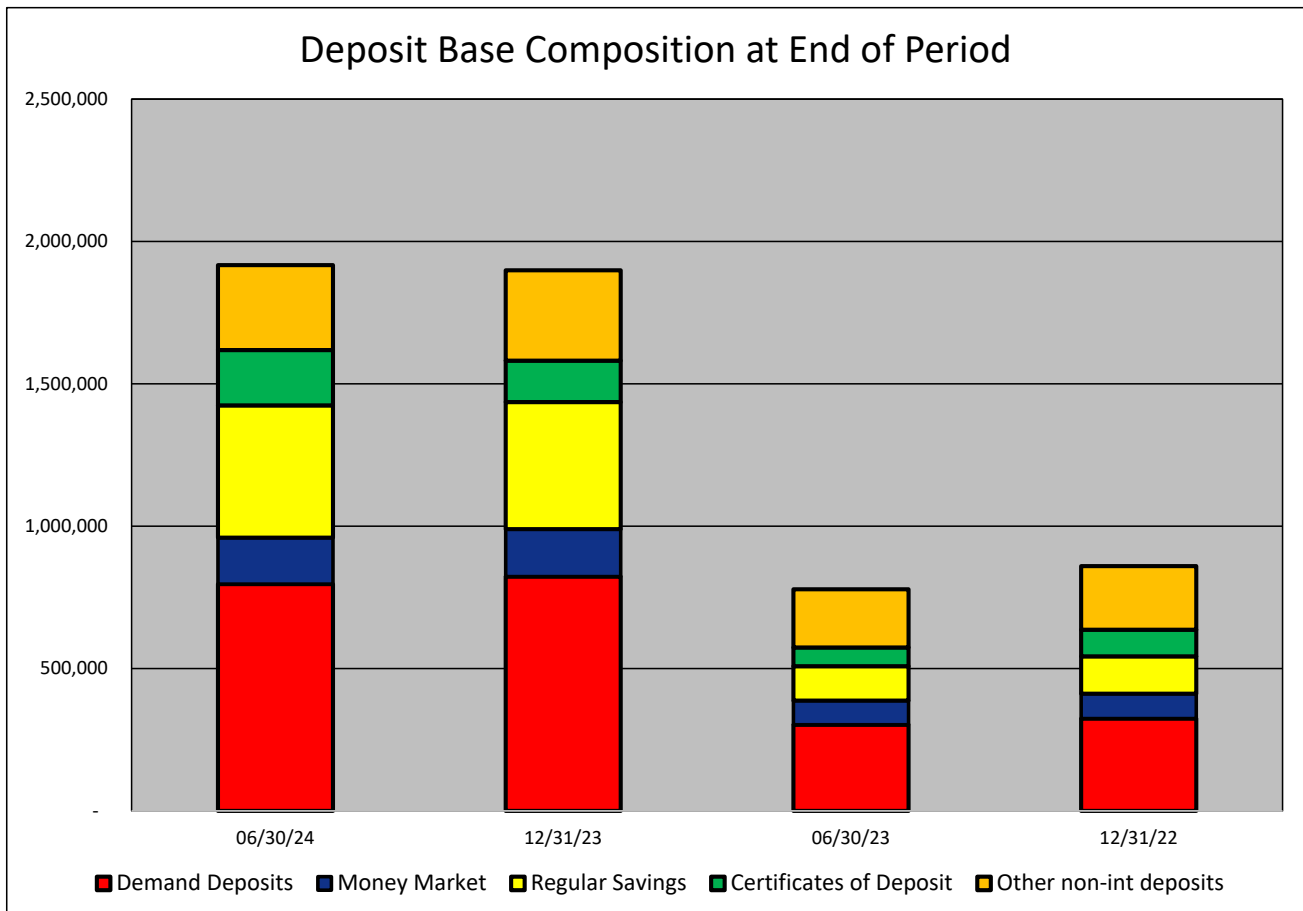
Total-90+ Days Past Due	127	133	16	16	111	693.75
Total-Nonaccrual	253	832	3,824	4,358	(3,571)	(93.38)
Foreclosed Real Estate	-	-	-	-	-	NA
Total Non-perf Assets	<u>380</u>	<u>965</u>	<u>3,840</u>	<u>4,374</u>	<u>(3,460)</u>	<u>(90.10)</u>

**DEPOSIT BASE COMPOSITION - Crews Bank & Trust**  
(Dollars in Thousands)

As of:	06/30/24	12/31/23	06/30/23	12/31/22	\$ Change 12 MTHS	% Change 12 MTHS
--------	----------	----------	----------	----------	----------------------	---------------------

**DEPOSIT BASE CATEGORY:**

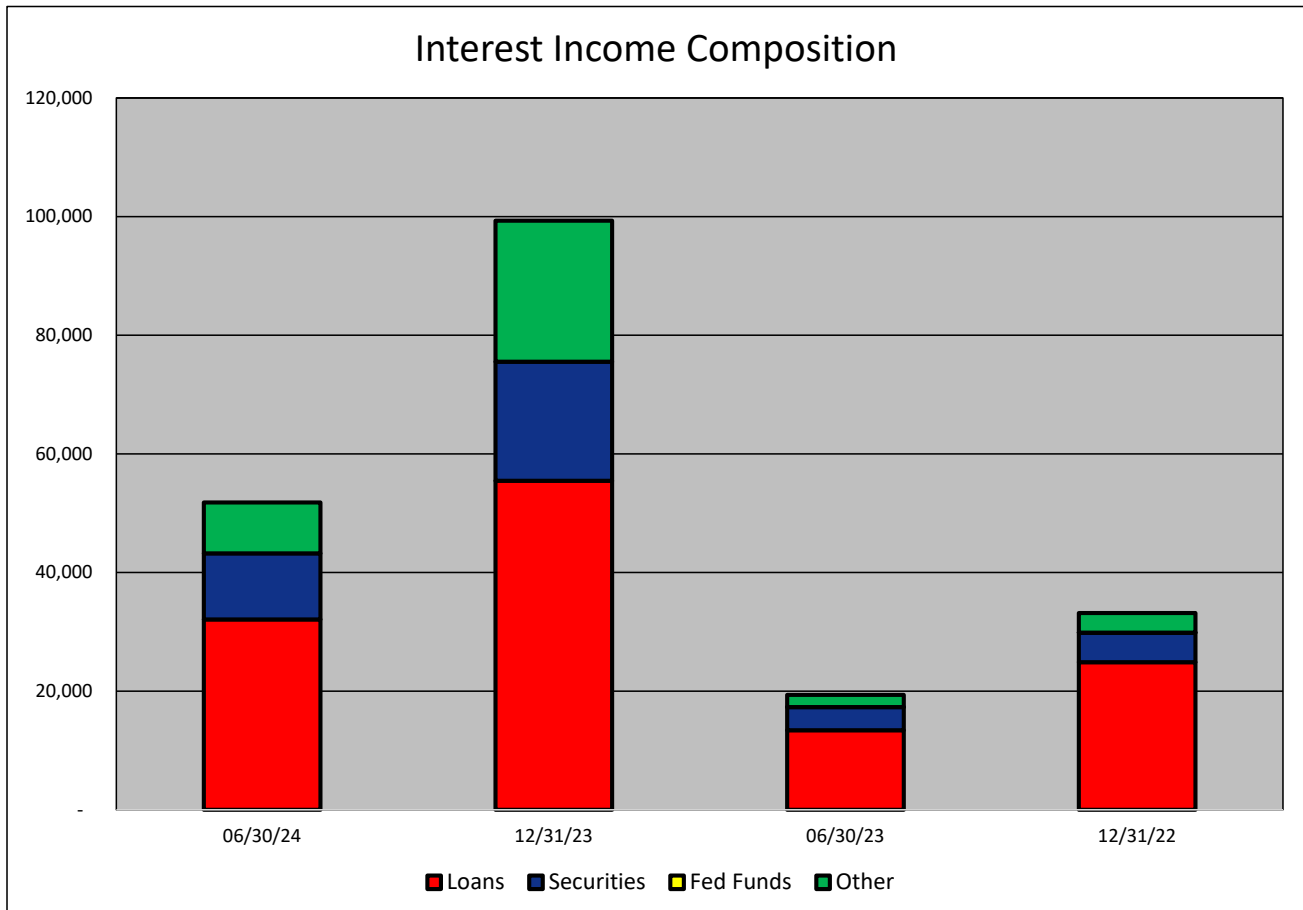
Demand Deposits	796,712	823,071	302,640	324,248	494,072	163.25
Money Market	163,110	166,758	84,632	87,353	78,478	92.73
Regular Savings	464,581	445,935	121,088	131,170	343,493	283.67
Certificates of Deposit	194,193	145,466	65,854	93,527	128,339	194.88
Other non-int deposits	298,219	317,466	204,323	223,557	93,896	45.95
<b>Total Deposits</b>	<b>1,916,815</b>	<b>1,898,696</b>	<b>778,537</b>	<b>859,855</b>	<b>1,138,278</b>	<b>146.21</b>





**INTEREST INCOME COMPOSITION- Crews Bank & Trust**  
(Dollars in Thousands)

As of:	06/30/24	12/31/23	06/30/23	12/31/22	\$ Change 12 MTHS	% Change 12 MTHS
<b>INTEREST INCOME CATEGORY</b>						
Loans	32,091	55,467	13,416	24,877	18,675	139.20
Securities	11,130	20,069	3,901	4,997	7,229	185.31
Fed Funds	-	-	1	1	(1)	(100.00)
Other	8,592	23,773	2,054	3,299	6,538	318.31
<b>Total Int Income</b>	<b>51,813</b>	<b>99,309</b>	<b>19,372</b>	<b>33,174</b>	<b>32,441</b>	<b>167.46</b>

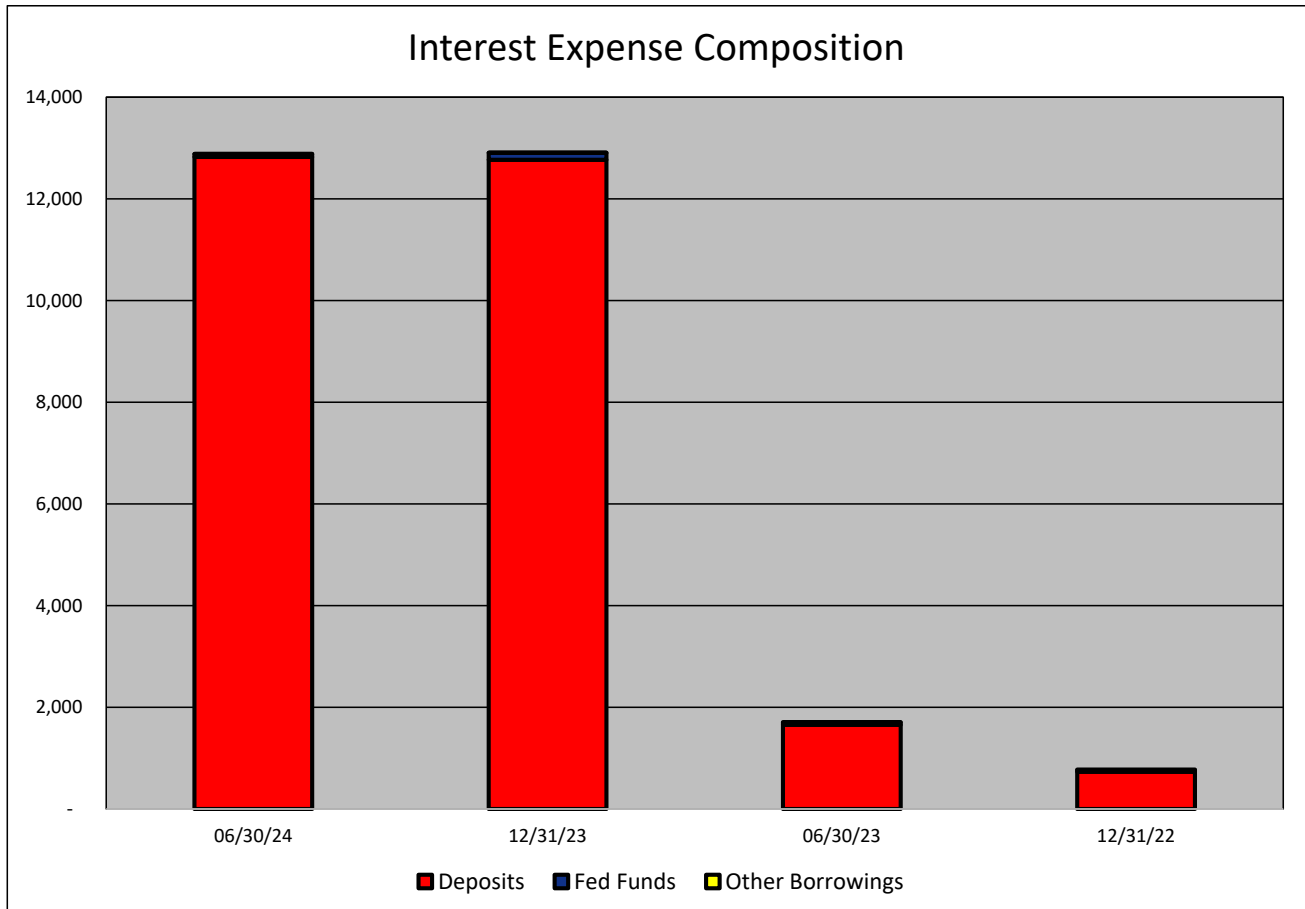


**INTEREST EXPENSE COMPOSITION- Crews Bank & Trust**  
(Dollars in Thousands)

As of:	06/30/24	12/31/23	06/30/23	12/31/22	\$ Change 12 MTHS	% Change 12 MTHS
--------	----------	----------	----------	----------	----------------------	---------------------

**INTEREST EXPENSE CATEGORY**

Deposits	12,826	12,769	1,657	733	11,169	674.05
Fed Funds	58	136	47	31	11	23.40
Other Borrowings	1	6	4	11	(3)	(75.00)
<b>Total Int Expense</b>	<b>12,885</b>	<b>12,911</b>	<b>1,708</b>	<b>775</b>	<b>11,177</b>	<b>654.39</b>

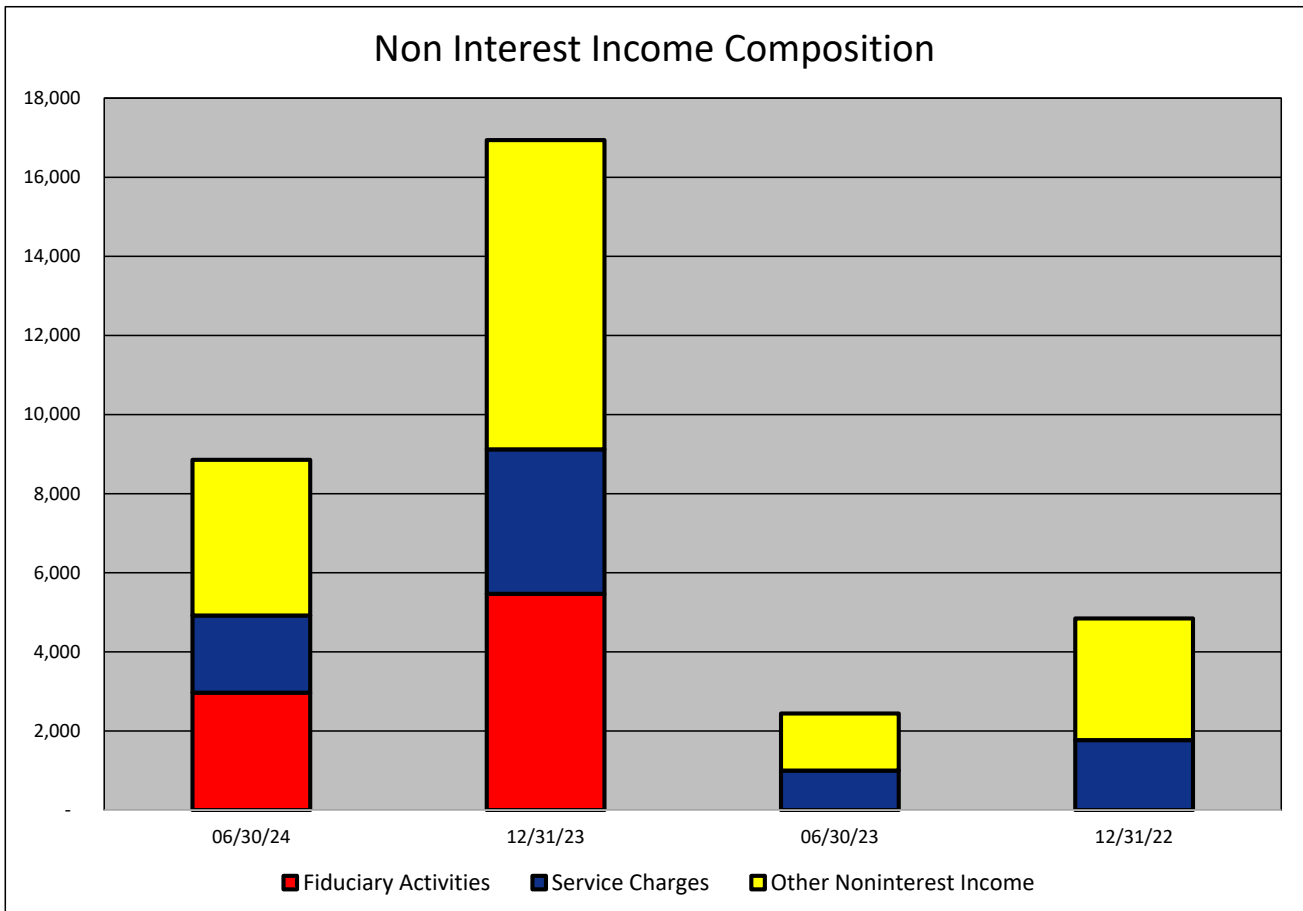


**NONINTEREST INCOME COMPOSITION- Crews Bank & Trust**  
(Dollars in Thousands)

As of:	06/30/24	12/31/23	06/30/23	12/31/22	\$ Change 12 MTHS	% Change 12 MTHS
--------	----------	----------	----------	----------	----------------------	---------------------

**NONINTEREST INCOME CATEGORY**

Fiduciary Activities	2,969	5,469	-	-	2,969	NA
Service Charges	1,950	3,652	999	1,770	951	95.20
Other Noninterest Income	3,938	7,820	1,444	3,076	2,494	172.71
<b>Total Nonint. Income</b>	<b>8,857</b>	<b>16,941</b>	<b>2,443</b>	<b>4,846</b>	<b>6,414</b>	<b>262.55</b>

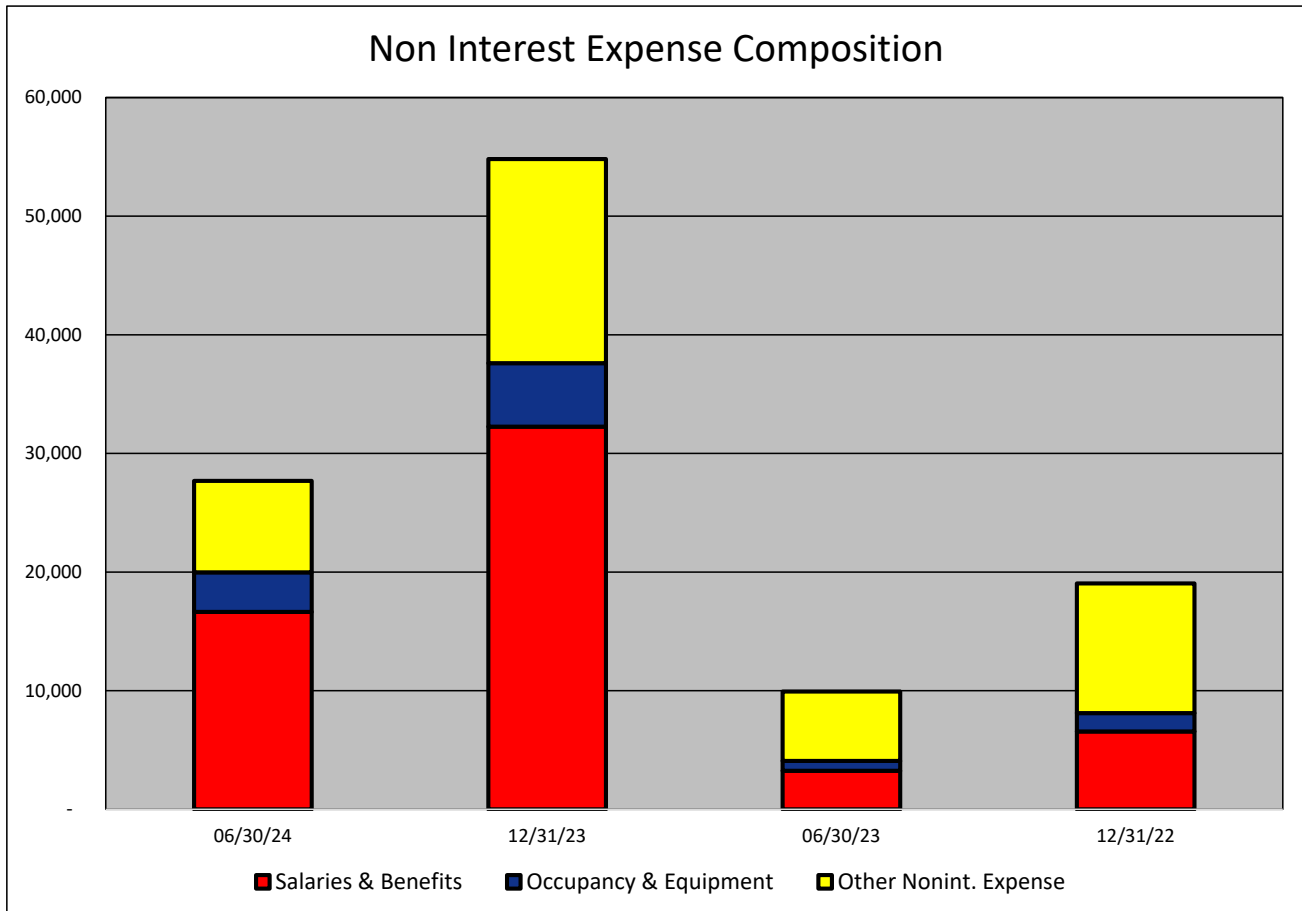


**NONINTEREST EXPENSE COMPOSITION- Crews Bank & Trust**  
(Dollars in Thousands)

As of:	06/30/24	12/31/23	06/30/23	12/31/22	\$ Change 12 MTHS	% Change 12 MTHS
--------	----------	----------	----------	----------	----------------------	---------------------

**NONINTEREST EXPENSE CATEGORY**

Salaries & Benefits	16,639	32,258	3,249	6,558	13390	412.13
Occupancy & Equipment	3,342	5,349	829	1,553	2513	303.14
Other Nonint. Expense	7,708	17,202	5,856	10,931	1852	31.63
<b>Total Nonint. Expense</b>	<b>27,689</b>	<b>54,809</b>	<b>9,934</b>	<b>19,042</b>	<b>17755</b>	<b>178.73</b>



**PEER GROUP COMPARISONS REPORT**  
*Central Florida Group*

BALANCE SHEET

Institution name	Total Assets \$000		% Change in Assets
	This Year	Last Year	
Crews Bank & Trust	2,160,584	887,225	<b>143.52</b>
Cogent Bank	1,931,272	1,610,245	<b>19.94</b>
First Colony Bank Of Florida	310,087	271,110	<b>14.38</b>
Sunrise Bank	529,750	482,499	<b>9.79</b>
Bank Of Central Florida	1,086,814	1,031,612	<b>5.35</b>
Axiom Bank, National Association	852,029	809,982	<b>5.19</b>
Citizens First Bank	3,775,894	3,636,417	<b>3.84</b>
First National Bank Of Wauchula	90,555	87,441	<b>3.56</b>
Mainstreet Community Bank Of Florida	807,304	782,172	<b>3.21</b>
Citizens Bank And Trust	1,338,732	1,300,269	<b>2.96</b>
Commerce Bank & Trust	173,127	169,059	<b>2.41</b>
Winter Park National Bank	793,742	779,120	<b>1.88</b>
Southstate Bank, National Association	45,481,202	44,928,402	<b>1.23</b>
First Bank	728,056	720,449	<b>1.06</b>
Surety Bank	205,983	206,910	<b>(0.45)</b>
United Southern Bank	865,842	896,285	<b>(3.40)</b>
Heartland National Bank	713,354	752,086	<b>(5.15)</b>
The First National Bank Of Mount Dora	363,329	389,044	<b>(6.61)</b>
<b>Select Peer Average</b>	<b>3,455,981</b>	<b>3,318,907</b>	<b>11.26</b>

**PEER GROUP COMPARISONS REPORT**  
**Central Florida Group**

BALANCE SHEET

Institution name	Total Loans \$'000		% Change in Loans
	This Year	Last Year	
<b>Crews Bank &amp; Trust</b>	<b>1,187,289</b>	<b>589,045</b>	<b>101.56</b>
Axiom Bank, National Association	589,600	488,636	20.66
Cogent Bank	1,549,885	1,329,696	16.56
Sunrise Bank	430,153	369,901	16.29
Bank Of Central Florida	757,763	656,894	15.36
Winter Park National Bank	454,470	396,188	14.71
Mainstreet Community Bank Of Florida	557,175	485,726	14.71
First Colony Bank Of Florida	191,168	169,195	12.99
First Bank	430,860	388,834	10.81
Commerce Bank & Trust	124,207	112,662	10.25
United Southern Bank	390,858	355,467	9.96
Citizens Bank And Trust	750,277	686,709	9.26
The First National Bank Of Mount Dora	118,655	108,970	8.89
Citizens First Bank	1,279,595	1,206,469	6.06
Southstate Bank, National Association	33,334,571	31,579,736	5.56
Heartland National Bank	155,345	152,235	2.04
Surety Bank	77,326	77,235	0.12
First National Bank Of Wauchula	67,397	68,014	(0.91)

<b>Select Peer Average</b>	<b>2,358,144</b>	<b>2,178,978</b>	<b>15.27</b>
----------------------------	------------------	------------------	--------------

**PEER GROUP COMPARISONS REPORT**  
*Central Florida Group*

**CAPITAL RATIOS**  
For the six months June 30, 2024

Institution name	Equity/ Assets	Leverage Ratio	Tier 1 Risk- based Ratio	Risk based Capital Ratio	Common Equity Tier 1 Capital Ratio
Citizens First Bank	10.02	<b>12.78</b>	18.78	19.71	18.78
Surety Bank	9.32	<b>11.96</b>	25.62	26.77	25.62
The First National Bank Of Mount Dora	8.35	<b>11.42</b>	0.00	0.00	0.00
First National Bank Of Wauchula	9.52	<b>10.75</b>	0.00	0.00	0.00
<b>Crews Bank &amp; Trust</b>	<b>10.60</b>	<b>10.55</b>	<b>0.00</b>	<b>0.00</b>	<b>0.00</b>
Axiom Bank, National Association	10.70	<b>10.55</b>	13.38	14.58	13.38
Southstate Bank, National Association	13.05	<b>10.36</b>	12.89	14.15	12.89
Sunrise Bank	7.78	<b>9.19</b>	0.00	0.00	0.00
First Bank	8.37	<b>9.16</b>	14.47	15.73	14.47
Heartland National Bank	8.30	<b>9.13</b>	26.41	27.50	26.41
Mainstreet Community Bank Of Florida	7.23	<b>8.97</b>	0.00	0.00	0.00
United Southern Bank	4.33	<b>8.83</b>	16.13	17.39	16.13
Commerce Bank & Trust	5.77	<b>8.68</b>	11.79	13.04	11.79
First Colony Bank Of Florida	7.78	<b>8.48</b>	12.10	13.36	12.10
Cogent Bank	8.11	<b>8.28</b>	10.00	11.15	10.00
Bank Of Central Florida	6.81	<b>8.19</b>	11.55	12.47	11.55
Citizens Bank And Trust	1.13	<b>7.39</b>	11.96	12.88	11.96
Winter Park National Bank	5.41	<b>6.64</b>	10.64	11.89	10.64

<b>Select Peer Average</b>	7.92	9.52	10.87	11.70	10.87
----------------------------	------	------	-------	-------	-------

**PEER GROUP COMPARISONS REPORT**  
*Central Florida Group*

**BALANCE SHEET RATIOS**  
For the six months June 30, 2024

Institution name	Loans/ Deposits	Gross Loans/ Assets	Securities/ Assets
Sunrise Bank	93.56	81.20	15.06
Cogent Bank	93.44	80.25	15.45
Southstate Bank, National Association	89.62	73.29	15.05
First National Bank Of Wauchula	86.29	74.43	6.19
Commerce Bank & Trust	79.98	71.74	14.70
Axiom Bank, National Association	78.29	69.20	6.82
Mainstreet Community Bank Of Florida	75.62	69.02	23.26
Bank Of Central Florida	75.52	69.72	18.76
First Colony Bank Of Florida	67.26	61.65	16.67
Winter Park National Bank	65.46	57.26	30.01
First Bank	65.08	59.18	25.81
Crews Bank & Trust	61.94	54.95	28.91
Citizens Bank And Trust	57.79	56.04	40.08
United Southern Bank	50.82	45.14	40.55
Surety Bank	41.46	37.54	15.65
Citizens First Bank	39.14	33.89	60.24
The First National Bank Of Mount Dora	36.04	32.66	58.80
Heartland National Bank	24.75	21.78	50.72

<b>Select Peer Average</b>	65.67	58.27	26.82
----------------------------	-------	-------	-------



**PEER GROUP COMPARISONS REPORT**  
*Central Florida Group*

**PROFITABILITY RATIOS**  
For the six months June 30, 2024

Institution name	Avg Total Assets (\$000)	Return on Avg Assets	Return on Avg Equity
Surety Bank	205,905	<b>2.80</b>	30.43
Crews Bank & Trust	2,163,426	<b>1.75</b>	<b>16.96</b>
Heartland National Bank	721,413	<b>1.64</b>	21.17
First Colony Bank Of Florida	306,620	<b>1.53</b>	19.52
Cogent Bank	1,869,603	<b>1.39</b>	17.67
First Bank	726,453	<b>1.18</b>	14.45
Southstate Bank, National Association	46,058,870	<b>1.14</b>	9.00
Bank Of Central Florida	1,113,322	<b>1.10</b>	17.03
The First National Bank Of Mount Dora	370,462	<b>0.98</b>	11.85
Winter Park National Bank	818,529	<b>0.93</b>	18.01
Sunrise Bank	523,552	<b>0.90</b>	11.91
Citizens First Bank	3,881,135	<b>0.88</b>	9.09
United Southern Bank	932,310	<b>0.73</b>	18.89
First National Bank Of Wauchula	90,358	<b>0.62</b>	6.59
Axiom Bank, National Association	850,274	<b>0.58</b>	5.53
Commerce Bank & Trust	174,959	<b>0.56</b>	9.88
Citizens Bank And Trust	1,418,284	<b>0.55</b>	51.91
Mainstreet Community Bank Of Florida	799,700	<b>0.51</b>	7.19

<b>Select Peer Average</b>	3,501,399	1.10	16.50
----------------------------	-----------	------	-------

**PEER GROUP COMPARISONS REPORT**  
*Central Florida Group*

**PROFITABILITY RATIOS**  
For the six months June 30, 2024

Institution name	Noninterest Income/AA	Net Overhead Ratio	Efficiency Ratio	Assets (per million) per Employee
Heartland National Bank	0.25	1.12	<b>38.50</b>	13.46
Winter Park National Bank	0.06	1.02	<b>44.16</b>	25.60
First Colony Bank Of Florida	0.11	1.58	<b>50.58</b>	16.32
Citizens First Bank	0.62	1.01	<b>52.90</b>	9.63
Surety Bank	3.49	(0.17)	<b>53.18</b>	5.57
Cogent Bank	0.90	1.83	<b>56.20</b>	8.58
Bank Of Central Florida	0.26	1.72	<b>56.62</b>	10.16
<b>Crews Bank &amp; Trust</b>	<b>0.82</b>	<b>1.74</b>	<b>57.43</b>	<b>5.94</b>
Southstate Bank, National Association	0.70	1.49	<b>57.83</b>	8.76
First Bank	0.68	1.78	<b>60.13</b>	6.93
Sunrise Bank	0.06	2.06	<b>67.38</b>	8.98
United Southern Bank	0.58	1.68	<b>69.15</b>	5.62
Mainstreet Community Bank Of Florida	0.36	2.00	<b>72.19</b>	8.07
The First National Bank Of Mount Dora	2.75	1.24	<b>74.26</b>	4.49
Citizens Bank And Trust	0.69	1.65	<b>79.11</b>	7.08
Commerce Bank & Trust	0.19	2.22	<b>79.50</b>	8.24
Axiom Bank, National Association	1.12	3.20	<b>79.98</b>	6.17
First National Bank Of Wauchula	0.36	3.62	<b>86.38</b>	3.77

<b>Select Peer Average</b>	0.78	1.71	63.08	9.08
----------------------------	------	------	-------	------

**PEER GROUP COMPARISONS REPORT**  
*Central Florida Group*

**ASSET QUALITY RATIOS**  
For the six months June 30, 2024

Institution name	Allowance/ Loans	Nonperf Loans/ Total Loans	Nonperf Assets/ Total Assets	Adjusted Texas Ratio
Commerce Bank & Trust	1.44	0.00	<b>0.00</b>	0.00
First Colony Bank Of Florida	1.60	0.00	<b>0.00</b>	0.00
Sunrise Bank	1.23	0.00	<b>0.00</b>	0.00
Bank Of Central Florida	0.94	0.02	<b>0.01</b>	0.19
<b>Crews Bank &amp; Trust</b>	<b>1.78</b>	<b>0.03</b>	<b>0.02</b>	<b>0.15</b>
Citizens First Bank	1.67	0.16	<b>0.05</b>	0.47
Heartland National Bank	1.58	0.22	<b>0.05</b>	0.56
First Bank	1.66	0.15	<b>0.09</b>	0.67
The First National Bank Of Mount Dora	1.75	0.27	<b>0.09</b>	1.00
Surety Bank	1.42	0.46	<b>0.17</b>	1.77
United Southern Bank	2.42	0.46	<b>0.21</b>	3.84
Winter Park National Bank	1.52	0.60	<b>0.34</b>	5.46
Cogent Bank	1.13	0.53	<b>0.43</b>	4.73
Southstate Bank, National Association	1.42	0.59	<b>0.44</b>	3.66
First National Bank Of Wauchula	1.49	0.61	<b>0.45</b>	4.26
Mainstreet Community Bank Of Florida	1.25	1.17	<b>0.81</b>	9.97
Citizens Bank And Trust	1.02	1.64	<b>0.92</b>	53.81
Axiom Bank, National Association	1.29	2.16	<b>1.53</b>	13.38

<b>Select Peer Average</b>	1.48	0.50	0.31	5.77
----------------------------	------	------	------	------

**PEER GROUP COMPARISONS REPORT**  
*Central Florida Group*

**STATEMENT OF CONDITION (% OF ASSETS)**  
**For the six months June 30, 2024**

Institution name	Cash & Nointerest bearing Deps	Interest- bearing Bal	Fed Funds Sold & Repos	Held to Maturity Secs	Available for Sale Secs
Surety Bank	<b>27.81</b>	14.94	0.00	0.00	15.65
First National Bank Of Wauchula	<b>6.25</b>	8.95	0.00	0.00	6.19
First Bank	<b>2.25</b>	7.55	1.39	0.00	25.81
Commerce Bank & Trust	<b>1.30</b>	9.54	0.00	0.00	14.70
Mainstreet Community Bank Of Florida	<b>1.17</b>	1.78	0.09	0.00	23.26
First Colony Bank Of Florida	<b>1.13</b>	20.49	0.00	9.94	6.73
Winter Park National Bank	<b>1.13</b>	10.15	0.00	19.01	11.00
Southstate Bank, National Association	<b>1.12</b>	1.29	0.05	5.16	9.89
Axiom Bank, National Association	<b>0.98</b>	19.37	0.00	0.00	6.82
<b>Crews Bank &amp; Trust</b>	<b>0.76</b>	<b>14.45</b>	<b>0.00</b>	<b>21.60</b>	<b>7.31</b>
Heartland National Bank	<b>0.76</b>	24.30	0.00	0.00	50.72
United Southern Bank	<b>0.75</b>	8.51	0.00	1.10	39.45
Citizens First Bank	<b>0.72</b>	0.21	1.62	0.00	60.24
The First National Bank Of Mount Dora	<b>0.62</b>	1.61	0.00	0.00	58.80
Bank Of Central Florida	<b>0.44</b>	7.86	0.00	0.00	18.76
Sunrise Bank	<b>0.40</b>	1.57	0.00	0.94	14.12
Citizens Bank And Trust	<b>0.31</b>	1.04	0.00	0.00	40.08
Cogent Bank	<b>0.11</b>	3.39	0.00	0.00	15.45

<b>Select Peer Average</b>	<b>2.67</b>	<b>8.72</b>	<b>0.18</b>	<b>3.21</b>	<b>23.61</b>
----------------------------	-------------	-------------	-------------	-------------	--------------

**PEER GROUP COMPARISONS REPORT**  
*Central Florida Group*

**STATEMENT OF CONDITION (% OF ASSETS)**  
For the six months June 30, 2024

Institution name	Net Loans & Leases	Premises & Fixed Assets	Total Real Estate Owned	Intangible Assets
Sunrise Bank	<b>80.20</b>	1.71	0.00	0.00
Cogent Bank	<b>79.28</b>	0.24	0.00	0.12
First National Bank Of Wauchula	<b>73.32</b>	1.35	0.00	0.00
Southstate Bank, National Association	<b>72.03</b>	1.15	0.01	4.59
Commerce Bank & Trust	<b>70.71</b>	0.20	0.00	0.00
Bank Of Central Florida	<b>69.07</b>	1.54	0.00	0.02
Axiom Bank, National Association	<b>68.31</b>	1.30	0.01	0.13
Mainstreet Community Bank Of Florida	<b>68.12</b>	2.19	0.00	0.01
First Colony Bank Of Florida	<b>60.66</b>	0.39	0.00	0.00
First Bank	<b>58.20</b>	1.98	0.00	0.00
Winter Park National Bank	<b>56.38</b>	0.35	0.00	0.00
Citizens Bank And Trust	<b>55.47</b>	1.35	0.00	0.00
<b>Crews Bank &amp; Trust</b>	<b>53.97</b>	1.26	0.00	0.00
United Southern Bank	<b>44.05</b>	1.21	0.00	0.00
Surety Bank	<b>37.01</b>	0.91	0.00	0.00
Citizens First Bank	<b>33.06</b>	1.42	0.00	0.45
The First National Bank Of Mount Dora	<b>32.09</b>	1.21	0.00	0.00
Heartland National Bank	<b>21.43</b>	0.56	0.00	0.00

<b>Select Peer Average</b>	57.41	1.13	0.00	0.30
----------------------------	-------	------	------	------

**PEER GROUP COMPARISONS REPORT**  
*Central Florida Group*

**STATEMENT OF CONDITION (% OF TOTAL FUNDING SOURCES)**  
For the six months June 30, 2024

Institution name	Non Interest Bearing Deps	Interest Bearing Deps	Total Deps	Total Fed Funds & Repos	Other Borrowed Money
Surety Bank	<b>42.32</b>	57.68	100.00	0.00	0.00
<b>Crews Bank &amp; Trust</b>	<b>41.57</b>	<b>58.21</b>	<b>99.78</b>	<b>0.22</b>	<b>0.00</b>
Axiom Bank, National Association	<b>40.26</b>	59.74	100.00	0.00	0.00
First Bank	<b>38.21</b>	61.79	100.00	0.00	0.00
The First National Bank Of Mount Dora	<b>37.82</b>	62.18	100.00	0.00	0.00
Citizens Bank And Trust	<b>35.25</b>	63.82	99.07	0.70	0.23
First Colony Bank Of Florida	<b>34.63</b>	65.37	100.00	0.00	0.00
Bank Of Central Florida	<b>34.18</b>	65.82	100.00	0.00	0.00
Mainstreet Community Bank Of Florida	<b>32.20</b>	66.86	99.06	0.00	0.94
Commerce Bank & Trust	<b>29.91</b>	66.02	95.93	2.21	1.85
First National Bank Of Wauchula	<b>28.94</b>	68.57	97.50	0.00	2.50
Southstate Bank, National Association	<b>27.53</b>	70.25	97.78	1.43	0.79
United Southern Bank	<b>25.35</b>	68.55	93.90	0.00	6.10
Sunrise Bank	<b>24.92</b>	70.22	95.14	1.35	3.52
Heartland National Bank	<b>24.87</b>	71.83	96.70	3.30	0.00
Cogent Bank	<b>23.77</b>	70.33	94.10	0.00	5.90
Winter Park National Bank	<b>23.50</b>	69.39	92.90	0.41	6.69
Citizens First Bank	<b>16.67</b>	80.58	97.25	2.75	0.00

<b>Select Peer Average</b>	31.22	66.51	97.73	0.69	1.58
----------------------------	-------	-------	-------	------	------

**PEER GROUP COMPARISONS REPORT**  
*Central Florida Group*

**YIELDS, COSTS & SPREADS - ASSET YIELDS**  
For the six months June 30, 2024

Institution name	Yield on Earning Assets	Cost of Funds	Net Interest Margin	Avg Earning Assets/AA
First National Bank Of Wauchula	6.37	2.67	<b>4.59</b>	92.38
Axiom Bank, National Association	6.65	3.77	<b>4.46</b>	95.97
Cogent Bank	6.71	4.08	<b>3.93</b>	99.45
<b>Crews Bank &amp; Trust</b>	<b>4.87</b>	<b>2.33</b>	<b>3.66</b>	<b>98.34</b>
First Bank	4.71	1.85	<b>3.59</b>	94.28
Surety Bank	5.57	3.13	<b>3.48</b>	75.51
Heartland National Bank	4.92	2.17	<b>3.41</b>	96.89
Southstate Bank, National Association	5.00	2.41	<b>3.37</b>	90.98
Bank Of Central Florida	4.99	2.64	<b>3.33</b>	97.14
First Colony Bank Of Florida	5.06	2.17	<b>3.14</b>	99.04
Sunrise Bank	5.75	3.82	<b>3.14</b>	98.14
Mainstreet Community Bank Of Florida	4.65	2.41	<b>3.09</b>	94.29
Commerce Bank & Trust	5.02	3.13	<b>2.85</b>	97.81
United Southern Bank	3.92	1.41	<b>2.77</b>	96.44
The First National Bank Of Mount Dora	3.74	2.23	<b>2.45</b>	97.83
Citizens First Bank	4.13	1.92	<b>2.45</b>	97.46
Winter Park National Bank	4.78	3.20	<b>2.43</b>	97.71
Citizens Bank And Trust	3.86	2.49	<b>2.33</b>	96.73
<b>Select Peer Average</b>	<b>5.04</b>	<b>2.66</b>	<b>3.30</b>	<b>95.36</b>