

# Commerce Bank & Trust

Winter Park, FL

Established

2/3/2003

## Florida Bank and Thrift Performance Report

### Table of Contents

<b>Title</b>	<b>Page</b>
PEER GROUP POSITION	1
EXECUTIVE SUMMARY	2
SELECTED FINANCIAL DATA	3
SECURITIES COMPOSITION	4
LOAN PORTFOLIO COMPOSITION	5
LOAN PORTFOLIO QUALITY	6
DEPOSIT BASE COMPOSITION	7
INTEREST INCOME COMPOSITION	8
INTEREST EXPENSE COMPOSITION	9
NONINTEREST INCOME COMPOSITION	10
NONINTEREST EXPENSE COMPOSITION	11
PEER GROUP COMPARISONS REPORT	12-22

#### **FLORIDA BANKING TEAM**

Ted Hacker, Steve Kania, Robert Brink, David Ajvazi, Erica Hines, Sacha Widmaier, Anthony Hagbartsen, Madeline Bogumil, Lauren Klindt, Phillip Berdeguer, Andrew Joyce, Mai Tran, Meranda Joseph, Patricia Romero, Vanessa Hossler, Adam McCord, Allyson Wiitala, Jacob Ingram, Adam McCord, Rachel Jean, Brendan Yosko, Martha Zubia, Stephanie Flores, Joshua Koelsch, Krishna Reddy, Jacob Frantzen, Sander Ocasio, Brian Katz, Nicholas Singh, Martin Gonzalez

Information contained herein was obtained from FIS is believed to be reliable however, accuracy is not guaranteed and all peer and state averages are simple averages.

**PEER GROUP POSITION**

For the  
*Central Florida Group*

**For the six months June 30, 2024**

Institution name	Total Assets (\$'000's)
Southstate Bank, National Association	45,481,202
Citizens First Bank	3,775,894
Crews Bank & Trust	2,160,584
Cogent Bank	1,931,272
Citizens Bank And Trust	1,338,732
Bank Of Central Florida	1,086,814
United Southern Bank	865,842
Axiom Bank, National Association	852,029
Mainstreet Community Bank Of Florida	807,304
Winter Park National Bank	793,742
First Bank	728,056
Heartland National Bank	713,354
Sunrise Bank	529,750
The First National Bank Of Mount Dora	363,329
First Colony Bank Of Florida	310,087
Surety Bank	205,983
Commerce Bank & Trust	173,127
First National Bank Of Wauchula	90,555

Institution name	Return on Avg Assets (%)
Surety Bank	2.80
Crews Bank & Trust	1.75
Heartland National Bank	1.64
First Colony Bank Of Florida	1.53
Cogent Bank	1.39
First Bank	1.18
Southstate Bank, National Association	1.14
Bank Of Central Florida	1.10
The First National Bank Of Mount Dora	0.98
Winter Park National Bank	0.93
Sunrise Bank	0.90
Citizens First Bank	0.88
United Southern Bank	0.73
First National Bank Of Wauchula	0.62
Axiom Bank, National Association	0.58
Commerce Bank & Trust	0.56
Citizens Bank And Trust	0.55
Mainstreet Community Bank Of Florida	0.51

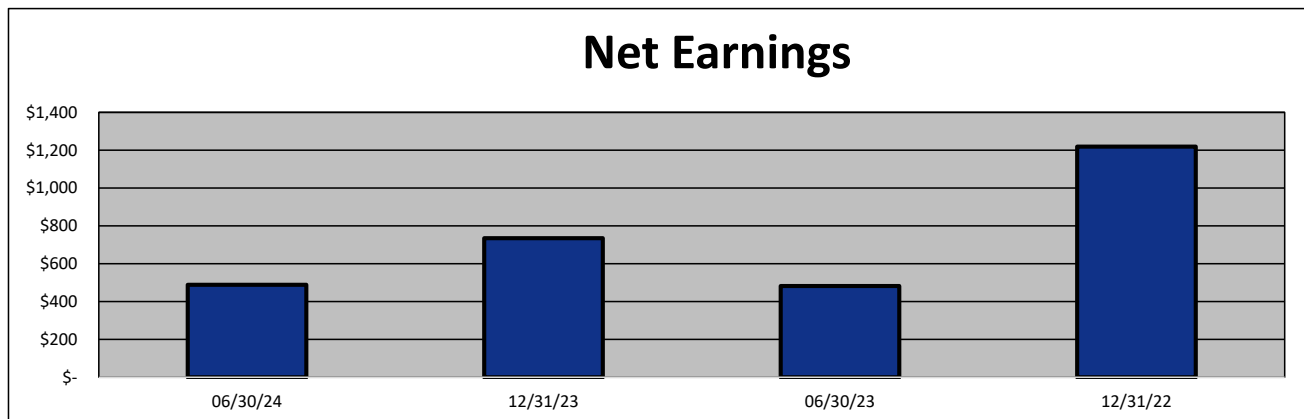
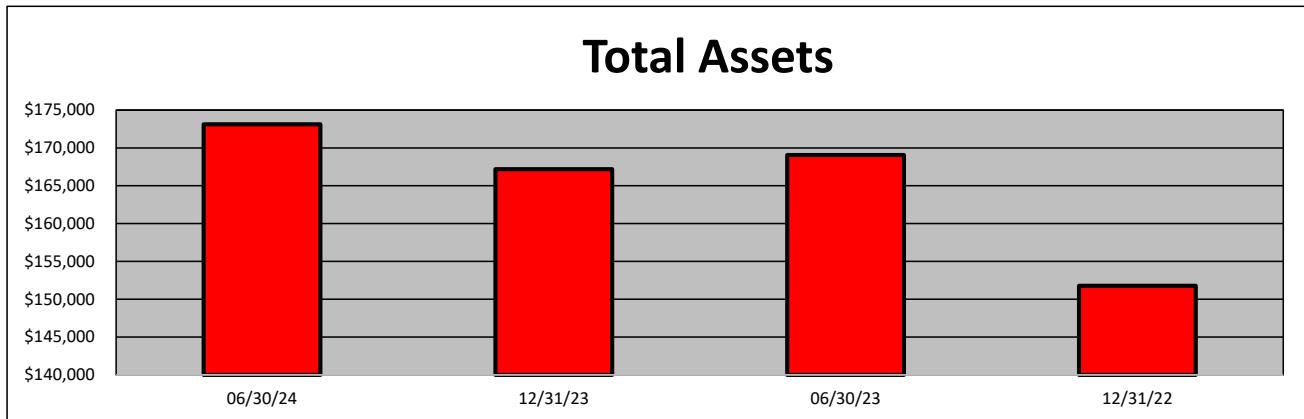
**EXECUTIVE SUMMARY - Commerce Bank & Trust  
(Percentage)**

<b>Period Ending</b>	<b>06/30/24</b>	<b>12/31/23</b>	<b>06/30/23</b>	<b>12/31/22</b>	<b>State Avg.</b>	<b>Peer Avg.</b>
<b>CAPITAL RATIOS</b>						
Equity/Assets	5.77	5.89	5.61	6.10	9.59	7.92
Leverage Ratio	8.68	9.23	9.20	9.16	10.67	9.52
Tier 1 Cap/Risk Based Assets	11.79	11.93	12.22	12.56	12.61	10.87
Risk Based Ratio	13.04	13.18	13.48	13.81	13.45	11.70
Common Equity Tier 1 Capital Ratio	11.79	11.93	12.22	12.56	12.57	10.87
<b>BALANCE SHEET RATIOS:</b>						
Loan/Deposit Ratio	79.98	76.59	73.62	80.83	75.33	65.67
Loans/Assets	71.74	68.93	66.64	73.08	63.16	58.27
Securities/Assets	14.70	18.12	18.18	21.33	19.74	26.82
<b>PROFITABILITY:</b>						
Return on Avg Assets	0.56	0.45	0.60	0.69	0.75	1.10
Return on Avg Equity	9.88	7.89	10.09	11.56	10.61	16.50
Nonint Income/Avg Assets	0.19	0.18	0.16	0.23	0.79	0.78
Net Overhead Ratio	2.22	2.44	2.46	2.18	2.14	1.71
Efficiency Ratio	79.50	82.38	78.69	75.34	72.23	63.08
Assets (per million) per Employee	8.24	8.36	8.05	6.90	10.25	9.08
<b>ASSET QUALITY:</b>						
Allowance/Loans	1.44	1.54	1.53	1.51	1.31	1.48
Nonperforming Loans/Total Loans	0.00	0.00	0.00	0.00	0.56	0.50
Nonperforming Assets/Total Assets	0.00	0.00	0.00	0.00	0.38	0.31
Adjusted Texas Ratio	0.00	0.00	0.00	0.00	4.10	5.77
<b>YIELDS &amp; COSTS:</b>						
Yield on earning assets	5.02	4.60	4.45	3.40	5.44	5.04
Cost of funds	3.13	2.53	2.07	0.60	3.03	2.66
Net interest margin	2.85	2.96	3.15	3.02	2.85	3.30
Avg Earning Assets/Avg Assets	97.81	99.62	98.95	96.99	95.94	95.36

**SELECTED FINANCIAL DATA - Commerce Bank & Trust**  
(Dollars in Thousands)

<b>As of:</b>	<b>06/30/24</b>	<b>12/31/23</b>	<b>06/30/23</b>	<b>12/31/22</b>	<b>\$ Change 12 MTHS</b>	<b>% Change 12 MTHS</b>
Total Assets	173,127	167,183	169,059	151,773	4,068	2.41
Cash and Equivalents	18,764	16,999	20,805	3,679	(2,041)	(9.81)
Securities	25,443	30,293	30,742	32,370	(5,299)	(17.24)
Loans, net	124,207	115,241	112,662	110,921	11,545	10.25
Deposit Accounts	155,303	150,458	153,026	137,227	2,277	1.49
Fed Funds & Repos	3,585	2,290	1,527	3,445	2,058	134.77
Total Equity	9,985	9,839	9,489	9,264	496	5.23

<b>Period Ending</b>	<b>06/30/24</b>	<b>12/31/23</b>	<b>06/30/23</b>	<b>12/31/22</b>	<b>\$ Change 12 MTHS</b>	<b>% Change 12 MTHS</b>
Net Earnings	489	735	482	1,219	7	1.45
Interest Income	4,292	7,514	3,555	5,849	737	20.73
Interest Expense	1,852	2,688	1,036	659	816	78.76
Net Interest Income	2,440	4,826	2,519	5,190	(79)	(3.14)
Prov for Credit Losses	12	100	50	100	(38)	(76.00)
Noninterest income	165	297	130	411	35	26.92
Gain on Sale of Securities	-	-	-	-	-	NA
Noninterest Expense	2,104	4,288	2,117	4,282	(13)	(0.61)
Net Operating Income	489	735	482	1,219	7	1.45
Income Taxes	-	-	-	-	-	NA

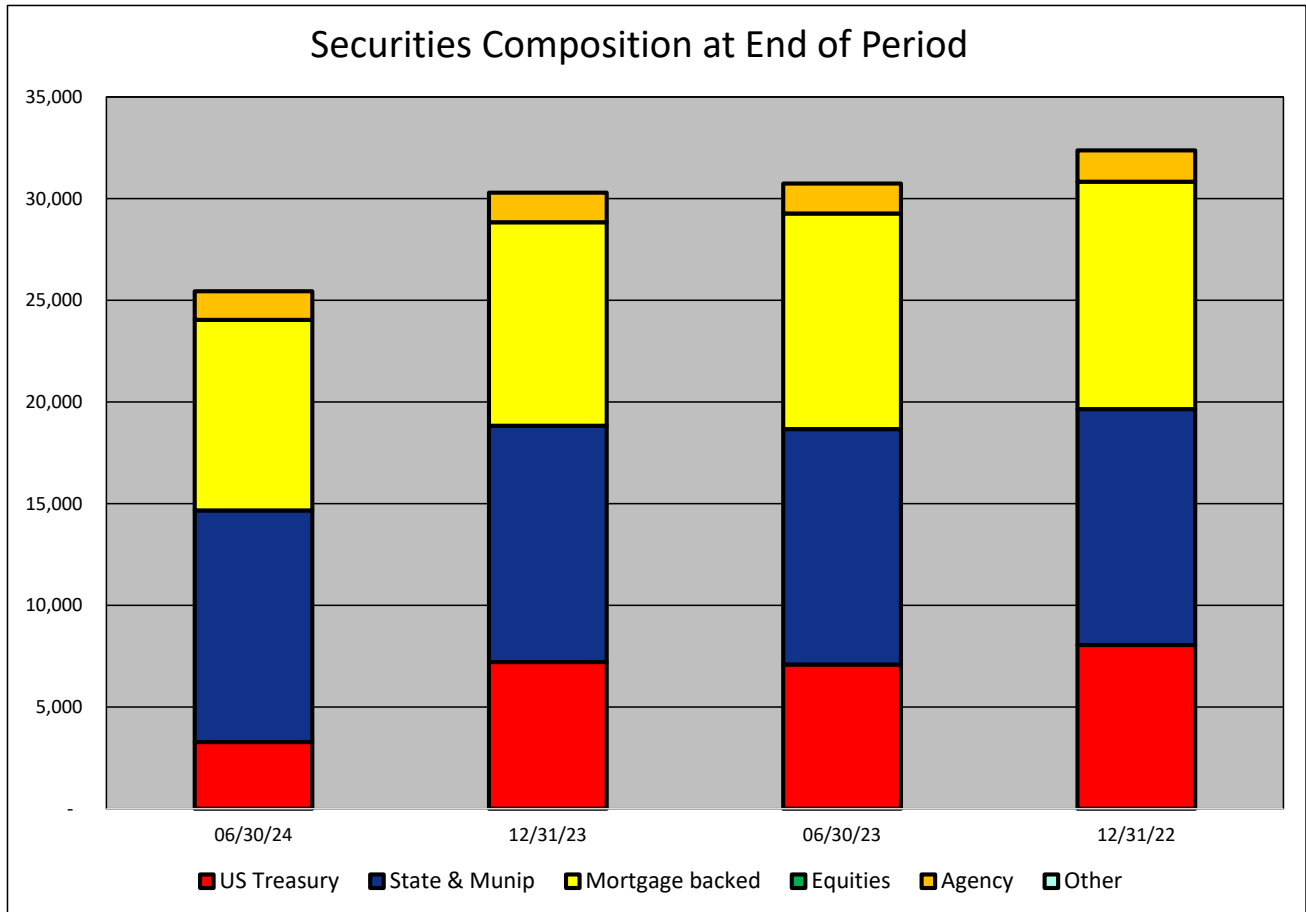


**SECURITIES COMPOSITION - Commerce Bank & Trust**  
(Dollars in Thousands)

As of:	06/30/24	12/31/23	06/30/23	12/31/22	\$ Change 12 MTHS	% Change 12 MTHS
--------	----------	----------	----------	----------	----------------------	---------------------

**SECURITIES CATEGORY:**

US Treasury	3,281	7,214	7,090	8,048	(3,809)	(53.72)
State & Munip	11,385	11,619	11,576	11,600	(191)	(1.65)
Mortgage backed	9,369	10,006	10,602	11,183	(1,233)	(11.63)
Equities	-	-	-	-	-	NA
Agency	1,408	1,454	1,474	1,539	(66)	(4.48)
Other	-	-	-	-	-	NA
<b>Total Securities</b>	<b>25,443</b>	<b>30,293</b>	<b>30,742</b>	<b>32,370</b>	<b>(5,299)</b>	<b>(17.24)</b>

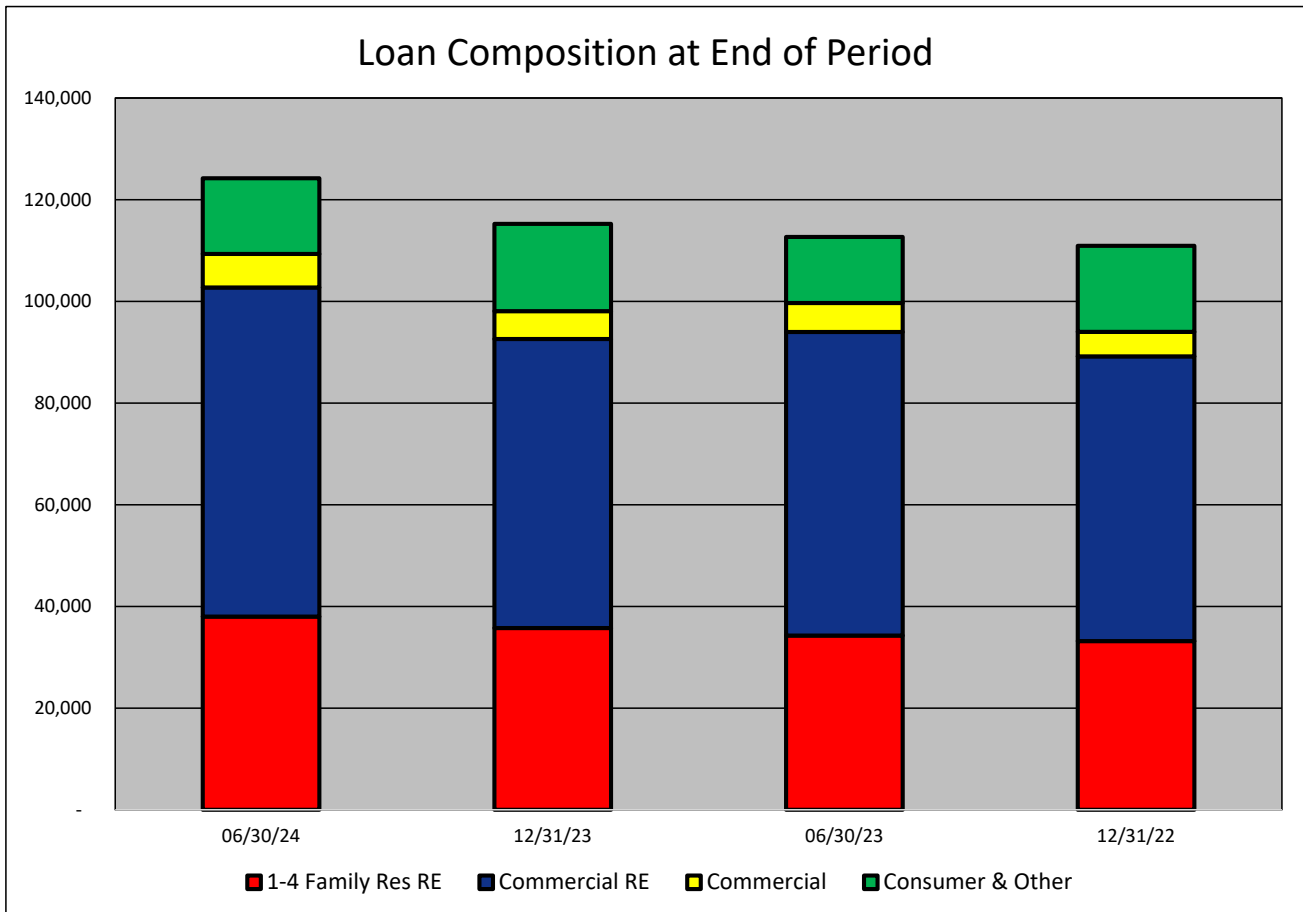


**LOAN PORTFOLIO COMPOSITION - Commerce Bank & Trust**  
(Dollars in Thousands)

As of:	06/30/24	12/31/23	06/30/23	12/31/22	\$ Change 12 MTHS	% Change 12 MTHS
--------	----------	----------	----------	----------	----------------------	---------------------

**LOAN CATEGORY:**

1-4 Family Res RE	37,996	35,744	34,272	33,167	3,724	10.87
Commercial RE	64,725	56,859	59,712	56,024	5,013	8.40
Commercial	6,613	5,482	5,692	4,807	921	16.18
Consumer & Other	14,873	17,156	12,986	16,923	1,887	14.53
<b>Loans, Net</b>	<b>124,207</b>	<b>115,241</b>	<b>112,662</b>	<b>110,921</b>	<b>11,545</b>	<b>10.25</b>



**LOAN PORTFOLIO QUALITY - Commerce Bank & Trust**  
(Dollars in Thousands)

As of:	06/30/24	12/31/23	06/30/23	12/31/22	\$ Change 12 MTHS	% Change 12 MTHS
--------	----------	----------	----------	----------	----------------------	---------------------

**ALLOWANCE FOR CREDIT LOSSES (LOANS):**

Beginning Balance	1,779	1,679	1,679	1,579	100	5.96
Total Recoveries	-	-	-	-	-	NA
Total Charge-offs	-	-	-	-	-	NA
Provision Expense	12	100	50	100	(38)	(76.00)
Writedown Transfer Loans HFS	-	-	-	-	-	NA
Adjustments	-	-	-	-	-	NA
Ending Balance	1,791	1,779	1,729	1,679	62	3.59

**NON-PERFORMING ASSETS:**

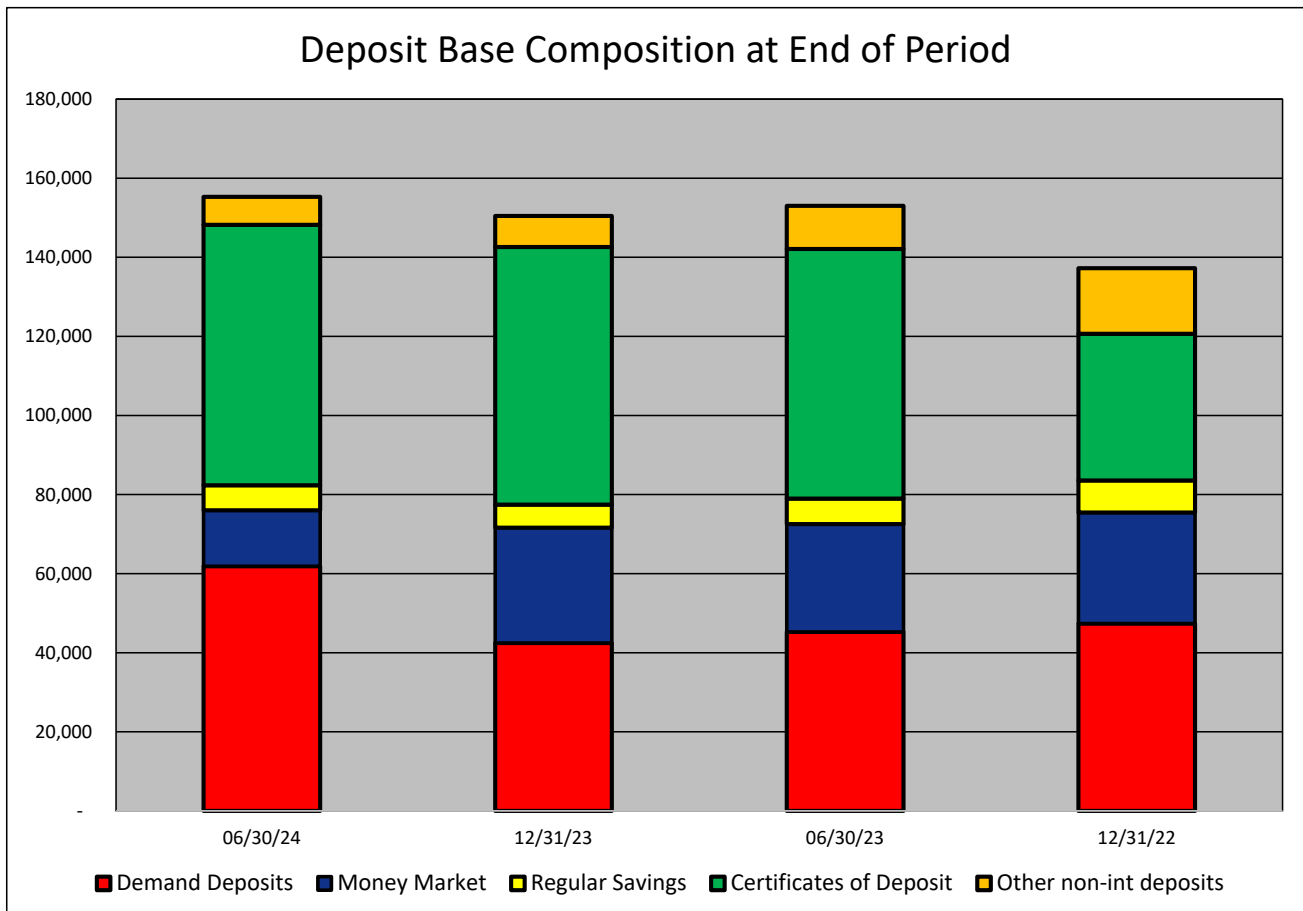
Total-90+ Days Past Due	-	-	-	-	-	NA
Total-Nonaccrual	-	-	-	-	-	NA
Foreclosed Real Estate	-	-	-	-	-	NA
Total Non-perf Assets	-	-	-	-	-	NA

**DEPOSIT BASE COMPOSITION - Commerce Bank & Trust**  
(Dollars in Thousands)

As of:	06/30/24	12/31/23	06/30/23	12/31/22	\$ Change 12 MTHS	% Change 12 MTHS
--------	----------	----------	----------	----------	----------------------	---------------------

**DEPOSIT BASE CATEGORY:**

Demand Deposits	61,874	42,440	45,252	47,385	16,622	36.73
Money Market	14,146	29,198	27,288	28,070	(13,142)	(48.16)
Regular Savings	6,321	5,806	6,456	8,125	(135)	(2.09)
Certificates of Deposit	65,875	65,173	63,096	37,067	2,779	4.40
Other non-int deposits	7,087	7,841	10,934	16,580	(3,847)	(35.18)
<b>Total Deposits</b>	<b>155,303</b>	<b>150,458</b>	<b>153,026</b>	<b>137,227</b>	<b>2,277</b>	<b>1.49</b>



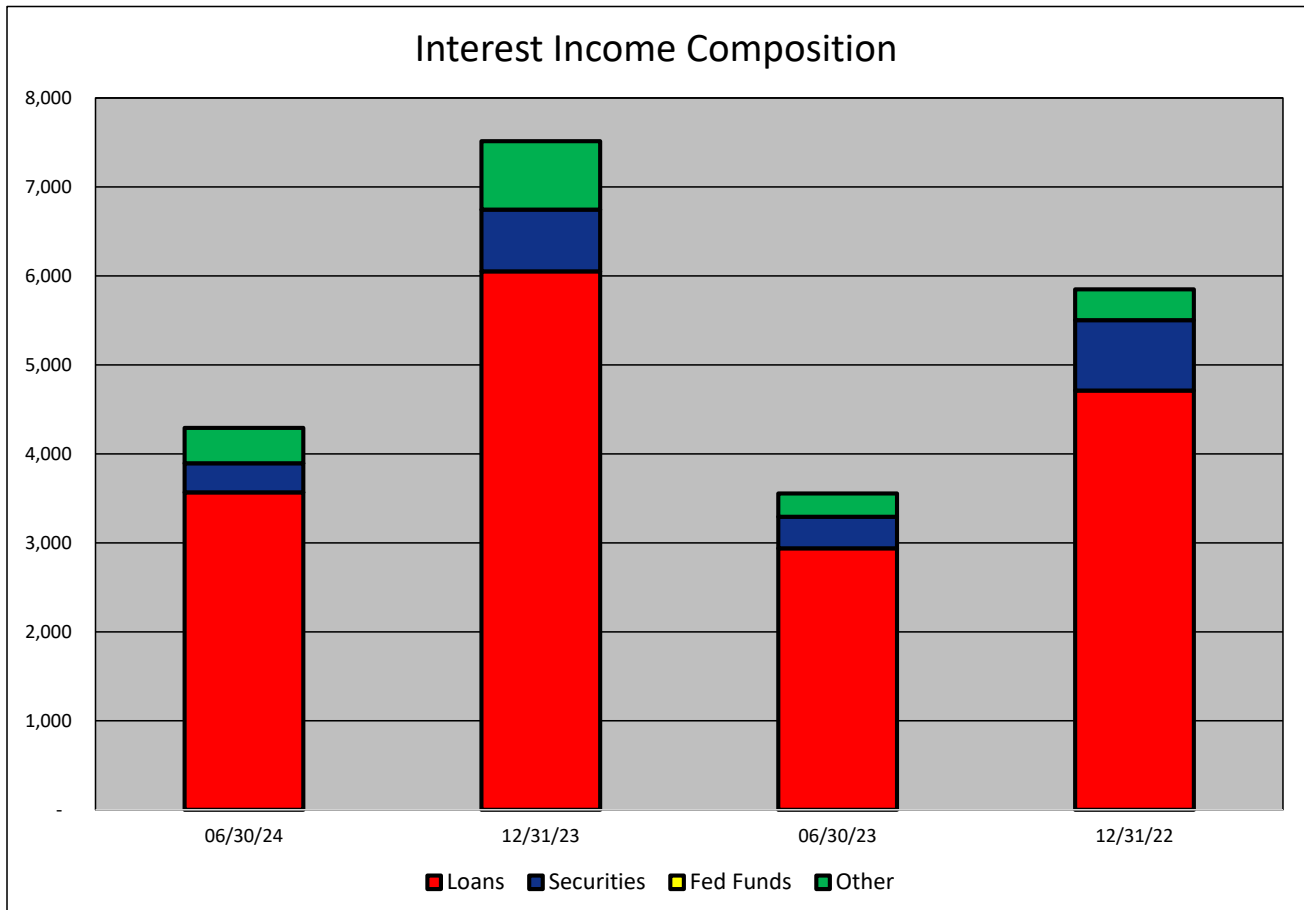


**INTEREST INCOME COMPOSITION- Commerce Bank & Trust**  
(Dollars in Thousands)

As of:	06/30/24	12/31/23	06/30/23	12/31/22	\$ Change 12 MTHS	% Change 12 MTHS
--------	----------	----------	----------	----------	----------------------	---------------------

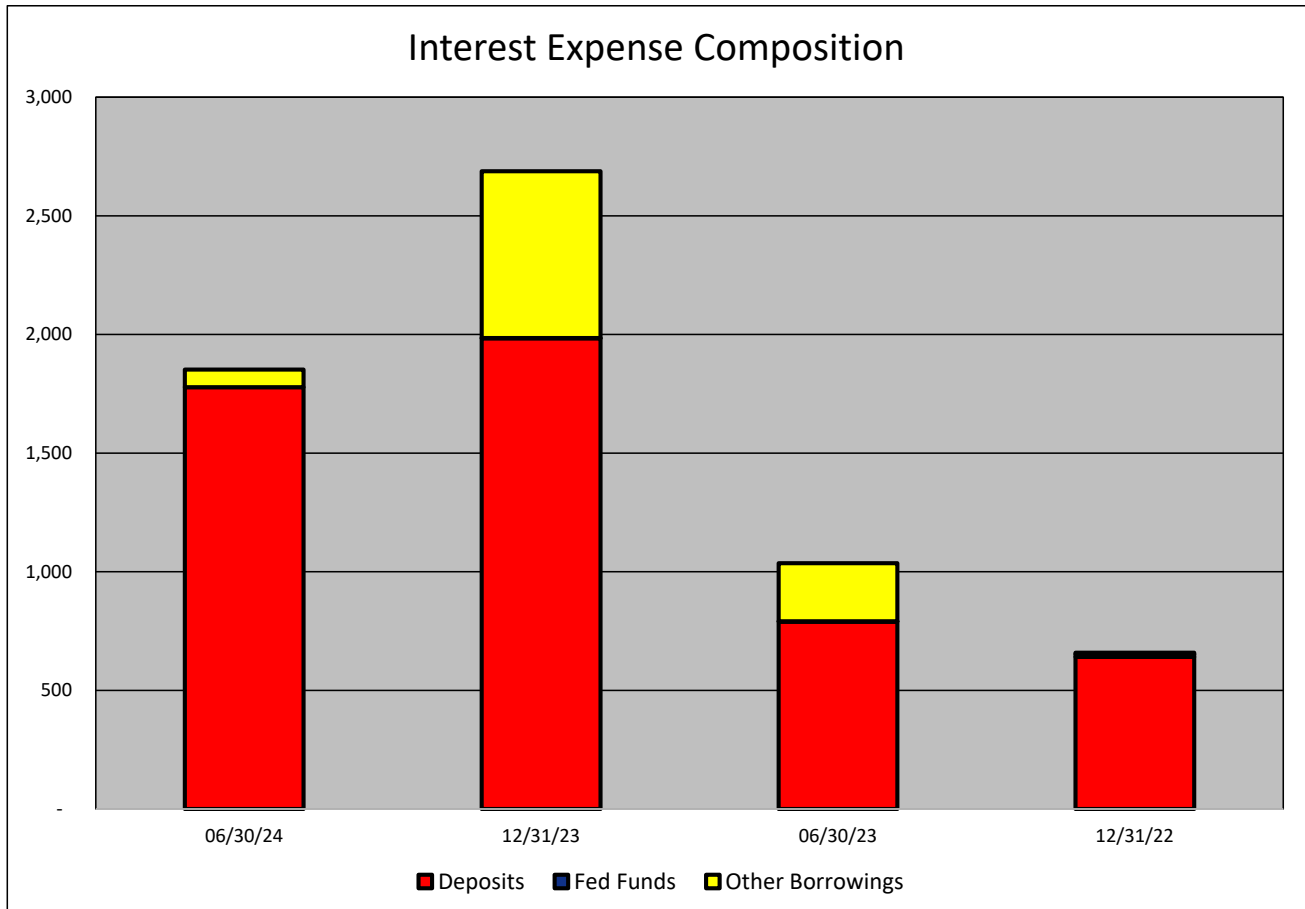
**INTEREST INCOME CATEGORY**

Loans	3,568	6,051	2,939	4,712	629	21.40
Securities	326	694	354	790	(28)	(7.91)
Fed Funds	-	-	-	-	-	NA
Other	398	769	262	347	136	51.91
<b>Total Int Income</b>	<b>4,292</b>	<b>7,514</b>	<b>3,555</b>	<b>5,849</b>	<b>737</b>	<b>20.73</b>



**INTEREST EXPENSE COMPOSITION- Commerce Bank & Trust**  
(Dollars in Thousands)

As of:	06/30/24	12/31/23	06/30/23	12/31/22	\$ Change 12 MTHS	% Change 12 MTHS
<b>INTEREST EXPENSE CATEGORY</b>						
Deposits	1,778	1,984	790	641	988	125.06
Fed Funds	-	1	1	12	(1)	(100.00)
Other Borrowings	74	703	245	6	(171)	(69.80)
<b>Total Int Expense</b>	<b>1,852</b>	<b>2,688</b>	<b>1,036</b>	<b>659</b>	<b>816</b>	<b>78.76</b>

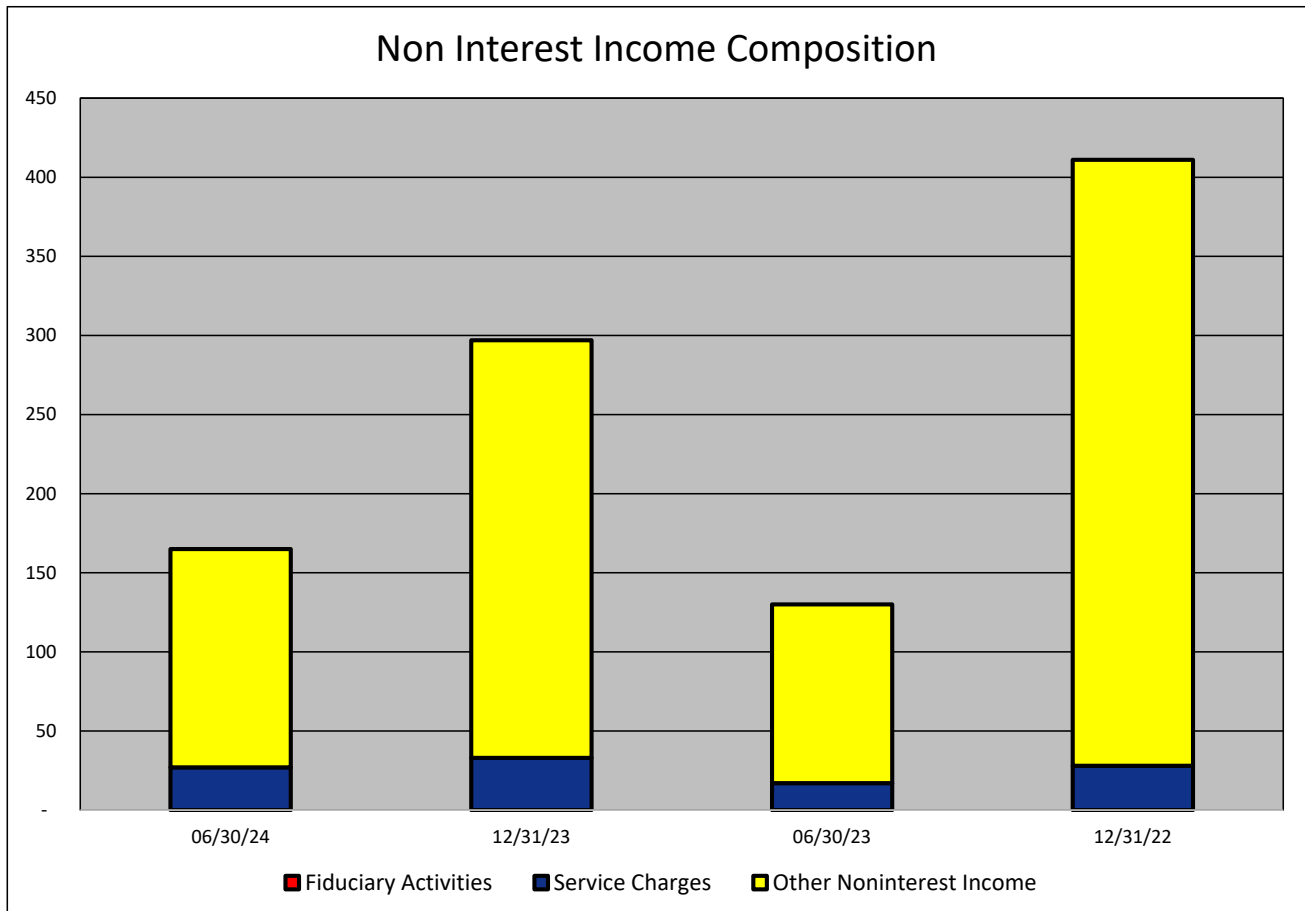


**NONINTEREST INCOME COMPOSITION- Commerce Bank & Trust**  
(Dollars in Thousands)

As of:	06/30/24	12/31/23	06/30/23	12/31/22	\$ Change 12 MTHS	% Change 12 MTHS
--------	----------	----------	----------	----------	----------------------	---------------------

**NONINTEREST INCOME CATEGORY**

Fiduciary Activities	-	-	-	-	-	NA
Service Charges	27	33	17	28	10	58.82
Other Noninterest Income	138	264	113	383	25	22.12
<b>Total Nonint. Income</b>	<b>165</b>	<b>297</b>	<b>130</b>	<b>411</b>	<b>35</b>	<b>26.92</b>

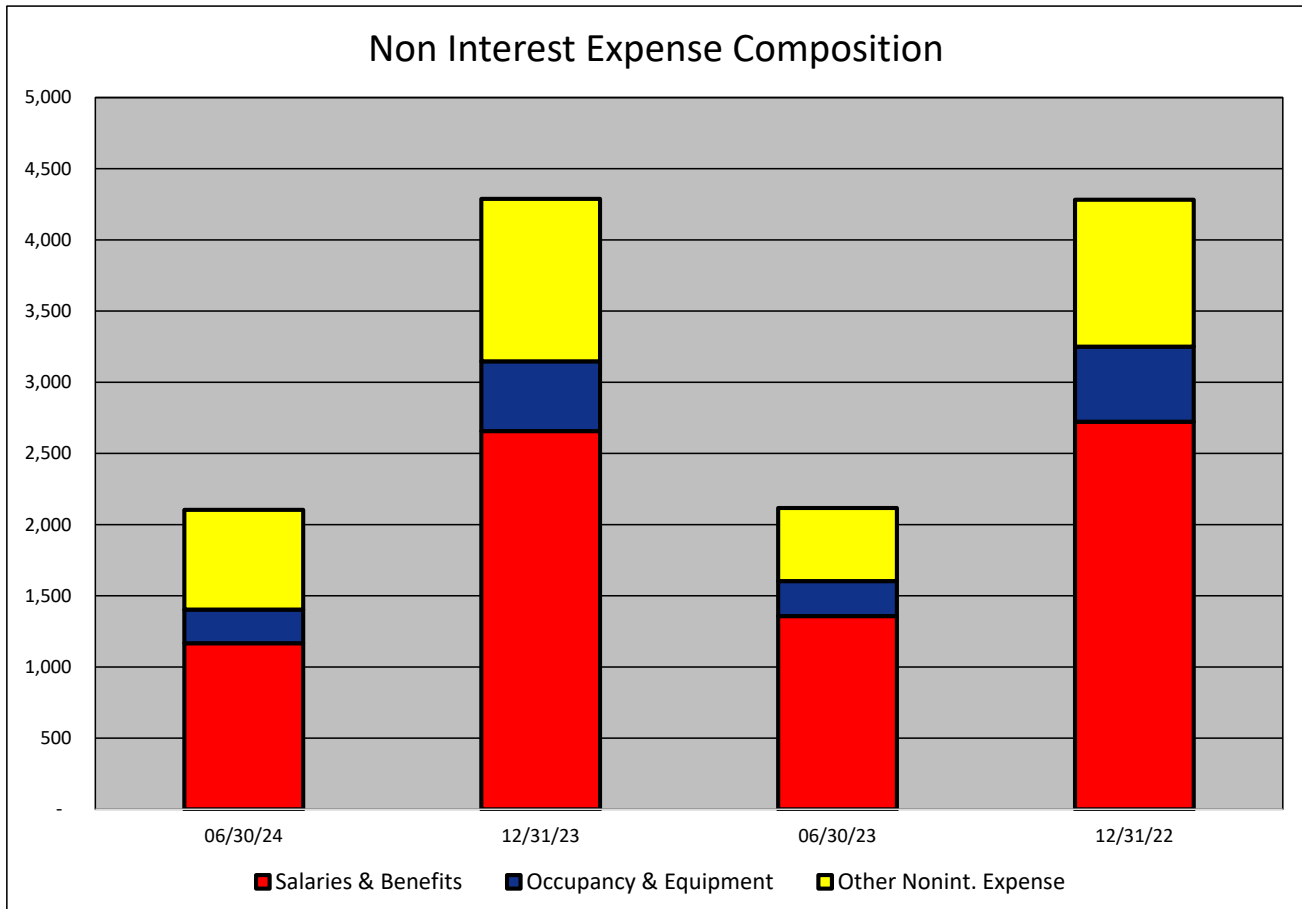


**NONINTEREST EXPENSE COMPOSITION- Commerce Bank & Trust**  
(Dollars in Thousands)

As of:	06/30/24	12/31/23	06/30/23	12/31/22	\$ Change 12 MTHS	% Change 12 MTHS
--------	----------	----------	----------	----------	----------------------	---------------------

**NONINTEREST EXPENSE CATEGORY**

Salaries & Benefits	1,167	2,657	1,357	2,723	(190)	(14.00)
Occupancy & Equipment	236	490	246	527	(10)	(4.07)
Other Nonint. Expense	701	1,141	514	1,032	187	36.38
<b>Total Nonint. Expense</b>	<b>2,104</b>	<b>4,288</b>	<b>2,117</b>	<b>4,282</b>	<b>(13)</b>	<b>(0.61)</b>



**PEER GROUP COMPARISONS REPORT**  
*Central Florida Group*

BALANCE SHEET

Institution name	Total Assets \$000		% Change in Assets
	This Year	Last Year	
Crews Bank & Trust	2,160,584	887,225	<b>143.52</b>
Cogent Bank	1,931,272	1,610,245	<b>19.94</b>
First Colony Bank Of Florida	310,087	271,110	<b>14.38</b>
Sunrise Bank	529,750	482,499	<b>9.79</b>
Bank Of Central Florida	1,086,814	1,031,612	<b>5.35</b>
Axiom Bank, National Association	852,029	809,982	<b>5.19</b>
Citizens First Bank	3,775,894	3,636,417	<b>3.84</b>
First National Bank Of Wauchula	90,555	87,441	<b>3.56</b>
Mainstreet Community Bank Of Florida	807,304	782,172	<b>3.21</b>
Citizens Bank And Trust	1,338,732	1,300,269	<b>2.96</b>
Commerce Bank & Trust	173,127	169,059	<b>2.41</b>
Winter Park National Bank	793,742	779,120	<b>1.88</b>
Southstate Bank, National Association	45,481,202	44,928,402	<b>1.23</b>
First Bank	728,056	720,449	<b>1.06</b>
Surety Bank	205,983	206,910	<b>(0.45)</b>
United Southern Bank	865,842	896,285	<b>(3.40)</b>
Heartland National Bank	713,354	752,086	<b>(5.15)</b>
The First National Bank Of Mount Dora	363,329	389,044	<b>(6.61)</b>
<b>Select Peer Average</b>	<b>3,455,981</b>	<b>3,318,907</b>	<b>11.26</b>

**PEER GROUP COMPARISONS REPORT**  
**Central Florida Group**

BALANCE SHEET

Institution name	Total Loans \$'000		% Change in Loans
	This Year	Last Year	
Crews Bank & Trust	1,187,289	589,045	<b>101.56</b>
Axiom Bank, National Association	589,600	488,636	<b>20.66</b>
Cogent Bank	1,549,885	1,329,696	<b>16.56</b>
Sunrise Bank	430,153	369,901	<b>16.29</b>
Bank Of Central Florida	757,763	656,894	<b>15.36</b>
Winter Park National Bank	454,470	396,188	<b>14.71</b>
Mainstreet Community Bank Of Florida	557,175	485,726	<b>14.71</b>
First Colony Bank Of Florida	191,168	169,195	<b>12.99</b>
First Bank	430,860	388,834	<b>10.81</b>
Commerce Bank & Trust	124,207	112,662	<b>10.25</b>
United Southern Bank	390,858	355,467	<b>9.96</b>
Citizens Bank And Trust	750,277	686,709	<b>9.26</b>
The First National Bank Of Mount Dora	118,655	108,970	<b>8.89</b>
Citizens First Bank	1,279,595	1,206,469	<b>6.06</b>
Southstate Bank, National Association	33,334,571	31,579,736	<b>5.56</b>
Heartland National Bank	155,345	152,235	<b>2.04</b>
Surety Bank	77,326	77,235	<b>0.12</b>
First National Bank Of Wauchula	67,397	68,014	<b>(0.91)</b>

<b>Select Peer Average</b>	<b>2,358,144</b>	<b>2,178,978</b>	<b>15.27</b>
----------------------------	------------------	------------------	--------------

**PEER GROUP COMPARISONS REPORT**  
*Central Florida Group*

**CAPITAL RATIOS**  
**For the six months June 30, 2024**

Institution name	Equity/ Assets	Leverage Ratio	Tier 1 Risk- based Ratio	Risk based Capital Ratio	Common Equity Tier 1 Capital Ratio
Citizens First Bank	10.02	<b>12.78</b>	18.78	19.71	18.78
Surety Bank	9.32	<b>11.96</b>	25.62	26.77	25.62
The First National Bank Of Mount Dora	8.35	<b>11.42</b>	0.00	0.00	0.00
First National Bank Of Wauchula	9.52	<b>10.75</b>	0.00	0.00	0.00
Crews Bank & Trust	10.60	<b>10.55</b>	0.00	0.00	0.00
Axiom Bank, National Association	10.70	<b>10.55</b>	13.38	14.58	13.38
Southstate Bank, National Association	13.05	<b>10.36</b>	12.89	14.15	12.89
Sunrise Bank	7.78	<b>9.19</b>	0.00	0.00	0.00
First Bank	8.37	<b>9.16</b>	14.47	15.73	14.47
Heartland National Bank	8.30	<b>9.13</b>	26.41	27.50	26.41
Mainstreet Community Bank Of Florida	7.23	<b>8.97</b>	0.00	0.00	0.00
United Southern Bank	4.33	<b>8.83</b>	16.13	17.39	16.13
<b>Commerce Bank &amp; Trust</b>	<b>5.77</b>	<b>8.68</b>	<b>11.79</b>	<b>13.04</b>	<b>11.79</b>
First Colony Bank Of Florida	7.78	<b>8.48</b>	12.10	13.36	12.10
Cogent Bank	8.11	<b>8.28</b>	10.00	11.15	10.00
Bank Of Central Florida	6.81	<b>8.19</b>	11.55	12.47	11.55
Citizens Bank And Trust	1.13	<b>7.39</b>	11.96	12.88	11.96
Winter Park National Bank	5.41	<b>6.64</b>	10.64	11.89	10.64

<b>Select Peer Average</b>	7.92	9.52	10.87	11.70	10.87
----------------------------	------	------	-------	-------	-------

**PEER GROUP COMPARISONS REPORT**  
*Central Florida Group*

**BALANCE SHEET RATIOS**  
For the six months June 30, 2024

Institution name	Loans/ Deposits	Gross Loans/ Assets	Securities/ Assets
Sunrise Bank	93.56	81.20	15.06
Cogent Bank	93.44	80.25	15.45
Southstate Bank, National Association	89.62	73.29	15.05
First National Bank Of Wauchula	86.29	74.43	6.19
Commerce Bank & Trust	79.98	71.74	14.70
Axiom Bank, National Association	78.29	69.20	6.82
Mainstreet Community Bank Of Florida	75.62	69.02	23.26
Bank Of Central Florida	75.52	69.72	18.76
First Colony Bank Of Florida	67.26	61.65	16.67
Winter Park National Bank	65.46	57.26	30.01
First Bank	65.08	59.18	25.81
Crews Bank & Trust	61.94	54.95	28.91
Citizens Bank And Trust	57.79	56.04	40.08
United Southern Bank	50.82	45.14	40.55
Surety Bank	41.46	37.54	15.65
Citizens First Bank	39.14	33.89	60.24
The First National Bank Of Mount Dora	36.04	32.66	58.80
Heartland National Bank	24.75	21.78	50.72

<b>Select Peer Average</b>	65.67	58.27	26.82
----------------------------	-------	-------	-------



**PEER GROUP COMPARISONS REPORT**  
*Central Florida Group*

**PROFITABILITY RATIOS**  
**For the six months June 30, 2024**

Institution name	Avg Total Assets (\$000)	Return on Avg Assets	Return on Avg Equity
Surety Bank	205,905	<b>2.80</b>	30.43
Crews Bank & Trust	2,163,426	<b>1.75</b>	16.96
Heartland National Bank	721,413	<b>1.64</b>	21.17
First Colony Bank Of Florida	306,620	<b>1.53</b>	19.52
Cogent Bank	1,869,603	<b>1.39</b>	17.67
First Bank	726,453	<b>1.18</b>	14.45
Southstate Bank, National Association	46,058,870	<b>1.14</b>	9.00
Bank Of Central Florida	1,113,322	<b>1.10</b>	17.03
The First National Bank Of Mount Dora	370,462	<b>0.98</b>	11.85
Winter Park National Bank	818,529	<b>0.93</b>	18.01
Sunrise Bank	523,552	<b>0.90</b>	11.91
Citizens First Bank	3,881,135	<b>0.88</b>	9.09
United Southern Bank	932,310	<b>0.73</b>	18.89
First National Bank Of Wauchula	90,358	<b>0.62</b>	6.59
Axiom Bank, National Association	850,274	<b>0.58</b>	5.53
Commerce Bank & Trust	174,959	<b>0.56</b>	9.88
Citizens Bank And Trust	1,418,284	<b>0.55</b>	51.91
Mainstreet Community Bank Of Florida	799,700	<b>0.51</b>	7.19

<b>Select Peer Average</b>	3,501,399	1.10	16.50
----------------------------	-----------	------	-------

**PEER GROUP COMPARISONS REPORT**  
*Central Florida Group*

**PROFITABILITY RATIOS**  
For the six months June 30, 2024

Institution name	Noninterest Income/AA	Net Overhead Ratio	Efficiency Ratio	Assets (per million) per Employee
Heartland National Bank	0.25	1.12	<b>38.50</b>	13.46
Winter Park National Bank	0.06	1.02	<b>44.16</b>	25.60
First Colony Bank Of Florida	0.11	1.58	<b>50.58</b>	16.32
Citizens First Bank	0.62	1.01	<b>52.90</b>	9.63
Surety Bank	3.49	(0.17)	<b>53.18</b>	5.57
Cogent Bank	0.90	1.83	<b>56.20</b>	8.58
Bank Of Central Florida	0.26	1.72	<b>56.62</b>	10.16
Crews Bank & Trust	0.82	1.74	<b>57.43</b>	5.94
Southstate Bank, National Association	0.70	1.49	<b>57.83</b>	8.76
First Bank	0.68	1.78	<b>60.13</b>	6.93
Sunrise Bank	0.06	2.06	<b>67.38</b>	8.98
United Southern Bank	0.58	1.68	<b>69.15</b>	5.62
Mainstreet Community Bank Of Florida	0.36	2.00	<b>72.19</b>	8.07
The First National Bank Of Mount Dora	2.75	1.24	<b>74.26</b>	4.49
Citizens Bank And Trust	0.69	1.65	<b>79.11</b>	7.08
Commerce Bank & Trust	0.19	2.22	<b>79.50</b>	8.24
Axiom Bank, National Association	1.12	3.20	<b>79.98</b>	6.17
First National Bank Of Wauchula	0.36	3.62	<b>86.38</b>	3.77

<b>Select Peer Average</b>	0.78	1.71	63.08	9.08
----------------------------	------	------	-------	------

**PEER GROUP COMPARISONS REPORT**  
*Central Florida Group*

**ASSET QUALITY RATIOS**  
For the six months June 30, 2024

Institution name	Allowance/ Loans	Nonperf Loans/ Total Loans	Nonperf Assets/ Total Assets	Adjusted Texas Ratio
Commerce Bank & Trust	1.44	0.00	<b>0.00</b>	0.00
First Colony Bank Of Florida	1.60	0.00	<b>0.00</b>	0.00
Sunrise Bank	1.23	0.00	<b>0.00</b>	0.00
Bank Of Central Florida	0.94	0.02	<b>0.01</b>	0.19
Crews Bank & Trust	1.78	0.03	<b>0.02</b>	0.15
Citizens First Bank	1.67	0.16	<b>0.05</b>	0.47
Heartland National Bank	1.58	0.22	<b>0.05</b>	0.56
First Bank	1.66	0.15	<b>0.09</b>	0.67
The First National Bank Of Mount Dora	1.75	0.27	<b>0.09</b>	1.00
Surety Bank	1.42	0.46	<b>0.17</b>	1.77
United Southern Bank	2.42	0.46	<b>0.21</b>	3.84
Winter Park National Bank	1.52	0.60	<b>0.34</b>	5.46
Cogent Bank	1.13	0.53	<b>0.43</b>	4.73
Southstate Bank, National Association	1.42	0.59	<b>0.44</b>	3.66
First National Bank Of Wauchula	1.49	0.61	<b>0.45</b>	4.26
Mainstreet Community Bank Of Florida	1.25	1.17	<b>0.81</b>	9.97
Citizens Bank And Trust	1.02	1.64	<b>0.92</b>	53.81
Axiom Bank, National Association	1.29	2.16	<b>1.53</b>	13.38
<b>Select Peer Average</b>	1.48	0.50	0.31	5.77

**PEER GROUP COMPARISONS REPORT**  
*Central Florida Group*

**STATEMENT OF CONDITION (% OF ASSETS)**  
**For the six months June 30, 2024**

Institution name	Cash & Nointerest bearing Deps	Interest- bearing Bal	Fed Funds Sold & Repos	Held to Maturity Secs	Available for Sale Secs
Surety Bank	<b>27.81</b>	14.94	0.00	0.00	15.65
First National Bank Of Wauchula	<b>6.25</b>	8.95	0.00	0.00	6.19
First Bank	<b>2.25</b>	7.55	1.39	0.00	25.81
Commerce Bank & Trust	<b>1.30</b>	9.54	0.00	0.00	14.70
Mainstreet Community Bank Of Florida	<b>1.17</b>	1.78	0.09	0.00	23.26
First Colony Bank Of Florida	<b>1.13</b>	20.49	0.00	9.94	6.73
Winter Park National Bank	<b>1.13</b>	10.15	0.00	19.01	11.00
Southstate Bank, National Association	<b>1.12</b>	1.29	0.05	5.16	9.89
Axiom Bank, National Association	<b>0.98</b>	19.37	0.00	0.00	6.82
Crews Bank & Trust	<b>0.76</b>	14.45	0.00	21.60	7.31
Heartland National Bank	<b>0.76</b>	24.30	0.00	0.00	50.72
United Southern Bank	<b>0.75</b>	8.51	0.00	1.10	39.45
Citizens First Bank	<b>0.72</b>	0.21	1.62	0.00	60.24
The First National Bank Of Mount Dora	<b>0.62</b>	1.61	0.00	0.00	58.80
Bank Of Central Florida	<b>0.44</b>	7.86	0.00	0.00	18.76
Sunrise Bank	<b>0.40</b>	1.57	0.00	0.94	14.12
Citizens Bank And Trust	<b>0.31</b>	1.04	0.00	0.00	40.08
Cogent Bank	<b>0.11</b>	3.39	0.00	0.00	15.45

<b>Select Peer Average</b>	<b>2.67</b>	<b>8.72</b>	<b>0.18</b>	<b>3.21</b>	<b>23.61</b>
----------------------------	-------------	-------------	-------------	-------------	--------------

**PEER GROUP COMPARISONS REPORT**  
*Central Florida Group*

**STATEMENT OF CONDITION (% OF ASSETS)**  
For the six months June 30, 2024

Institution name	Net Loans & Leases	Premises & Fixed Assets	Total Real Estate Owned	Intangible Assets
Sunrise Bank	80.20	1.71	0.00	0.00
Cogent Bank	79.28	0.24	0.00	0.12
First National Bank Of Wauchula	73.32	1.35	0.00	0.00
Southstate Bank, National Association	72.03	1.15	0.01	4.59
Commerce Bank & Trust	70.71	0.20	0.00	0.00
Bank Of Central Florida	69.07	1.54	0.00	0.02
Axiom Bank, National Association	68.31	1.30	0.01	0.13
Mainstreet Community Bank Of Florida	68.12	2.19	0.00	0.01
First Colony Bank Of Florida	60.66	0.39	0.00	0.00
First Bank	58.20	1.98	0.00	0.00
Winter Park National Bank	56.38	0.35	0.00	0.00
Citizens Bank And Trust	55.47	1.35	0.00	0.00
Crews Bank & Trust	53.97	1.26	0.00	0.00
United Southern Bank	44.05	1.21	0.00	0.00
Surety Bank	37.01	0.91	0.00	0.00
Citizens First Bank	33.06	1.42	0.00	0.45
The First National Bank Of Mount Dora	32.09	1.21	0.00	0.00
Heartland National Bank	21.43	0.56	0.00	0.00

<b>Select Peer Average</b>	57.41	1.13	0.00	0.30
----------------------------	-------	------	------	------

**PEER GROUP COMPARISONS REPORT**  
*Central Florida Group*

**STATEMENT OF CONDITION (% OF TOTAL FUNDING SOURCES)**  
For the six months June 30, 2024

Institution name	Non Interest Bearing Deps	Interest Bearing Deps	Total Deps	Total Fed Funds & Repos	Other Borrowed Money
Surety Bank	<b>42.32</b>	57.68	100.00	0.00	0.00
Crews Bank & Trust	<b>41.57</b>	58.21	99.78	0.22	0.00
Axiom Bank, National Association	<b>40.26</b>	59.74	100.00	0.00	0.00
First Bank	<b>38.21</b>	61.79	100.00	0.00	0.00
The First National Bank Of Mount Dora	<b>37.82</b>	62.18	100.00	0.00	0.00
Citizens Bank And Trust	<b>35.25</b>	63.82	99.07	0.70	0.23
First Colony Bank Of Florida	<b>34.63</b>	65.37	100.00	0.00	0.00
Bank Of Central Florida	<b>34.18</b>	65.82	100.00	0.00	0.00
Mainstreet Community Bank Of Florida	<b>32.20</b>	66.86	99.06	0.00	0.94
Commerce Bank & Trust	<b>29.91</b>	66.02	95.93	2.21	1.85
First National Bank Of Wauchula	<b>28.94</b>	68.57	97.50	0.00	2.50
Southstate Bank, National Association	<b>27.53</b>	70.25	97.78	1.43	0.79
United Southern Bank	<b>25.35</b>	68.55	93.90	0.00	6.10
Sunrise Bank	<b>24.92</b>	70.22	95.14	1.35	3.52
Heartland National Bank	<b>24.87</b>	71.83	96.70	3.30	0.00
Cogent Bank	<b>23.77</b>	70.33	94.10	0.00	5.90
Winter Park National Bank	<b>23.50</b>	69.39	92.90	0.41	6.69
Citizens First Bank	<b>16.67</b>	80.58	97.25	2.75	0.00

<b>Select Peer Average</b>	31.22	66.51	97.73	0.69	1.58
----------------------------	-------	-------	-------	------	------

**PEER GROUP COMPARISONS REPORT**  
*Central Florida Group*

**YIELDS, COSTS & SPREADS - ASSET YIELDS**  
For the six months June 30, 2024

Institution name	Yield on Earning Assets	Cost of Funds	Net Interest Margin	Avg Earning Assets/AA
First National Bank Of Wauchula	6.37	2.67	<b>4.59</b>	92.38
Axiom Bank, National Association	6.65	3.77	<b>4.46</b>	95.97
Cogent Bank	6.71	4.08	<b>3.93</b>	99.45
Crews Bank & Trust	4.87	2.33	<b>3.66</b>	98.34
First Bank	4.71	1.85	<b>3.59</b>	94.28
Surety Bank	5.57	3.13	<b>3.48</b>	75.51
Heartland National Bank	4.92	2.17	<b>3.41</b>	96.89
Southstate Bank, National Association	5.00	2.41	<b>3.37</b>	90.98
Bank Of Central Florida	4.99	2.64	<b>3.33</b>	97.14
First Colony Bank Of Florida	5.06	2.17	<b>3.14</b>	99.04
Sunrise Bank	5.75	3.82	<b>3.14</b>	98.14
Mainstreet Community Bank Of Florida	4.65	2.41	<b>3.09</b>	94.29
Commerce Bank & Trust	5.02	3.13	<b>2.85</b>	97.81
United Southern Bank	3.92	1.41	<b>2.77</b>	96.44
The First National Bank Of Mount Dora	3.74	2.23	<b>2.45</b>	97.83
Citizens First Bank	4.13	1.92	<b>2.45</b>	97.46
Winter Park National Bank	4.78	3.20	<b>2.43</b>	97.71
Citizens Bank And Trust	3.86	2.49	<b>2.33</b>	96.73
<b>Select Peer Average</b>	5.04	2.66	3.30	95.36