

Citizens First Bank

The Villages, FL

Established

7/1/1991

Florida Bank and Thrift Performance Report

Table of Contents

Title	Page
PEER GROUP POSITION	1
EXECUTIVE SUMMARY	2
SELECTED FINANCIAL DATA	3
SECURITIES COMPOSITION	4
LOAN PORTFOLIO COMPOSITION	5
LOAN PORTFOLIO QUALITY	6
DEPOSIT BASE COMPOSITION	7
INTEREST INCOME COMPOSITION	8
INTEREST EXPENSE COMPOSITION	9
NONINTEREST INCOME COMPOSITION	10
NONINTEREST EXPENSE COMPOSITION	11
PEER GROUP COMPARISONS REPORT	12-22

FLORIDA BANKING TEAM

Ted Hacker, Steve Kania, Robert Brink, David Ajvazi, Erica Hines, Sacha Widmaier, Anthony Hagbartsen, Madeline Bogumil, Lauren Klindt, Phillip Berdeguer, Andrew Joyce, Mai Tran, Meranda Joseph, Patricia Romero, Vanessa Hossler, Adam McCord, Allyson Wiitala, Jacob Ingram, Adam McCord, Rachel Jean, Brendan Yosko, Martha Zubia, Stephanie Flores, Joshua Koelsch, Krishna Reddy, Jacob Frantzen, Sander Ocasio, Brian Katz, Nicholas Singh, Martin Gonzalez

Information contained herein was obtained from FIS is believed to be reliable however, accuracy is not guaranteed and all peer and state averages are simple averages.

PEER GROUP POSITION

**For the
Central Florida Group**

For the six months June 30, 2024

Institution name	Total Assets (\$'000's)
Southstate Bank, National Association	45,481,202
Citizens First Bank	3,775,894
Crews Bank & Trust	2,160,584
Cogent Bank	1,931,272
Citizens Bank And Trust	1,338,732
Bank Of Central Florida	1,086,814
United Southern Bank	865,842
Axiom Bank, National Association	852,029
Mainstreet Community Bank Of Florida	807,304
Winter Park National Bank	793,742
First Bank	728,056
Heartland National Bank	713,354
Sunrise Bank	529,750
The First National Bank Of Mount Dora	363,329
First Colony Bank Of Florida	310,087
Surety Bank	205,983
Commerce Bank & Trust	173,127
First National Bank Of Wauchula	90,555

Institution name	Return on Avg Assets (%)
Surety Bank	2.80
Crews Bank & Trust	1.75
Heartland National Bank	1.64
First Colony Bank Of Florida	1.53
Cogent Bank	1.39
First Bank	1.18
Southstate Bank, National Association	1.14
Bank Of Central Florida	1.10
The First National Bank Of Mount Dora	0.98
Winter Park National Bank	0.93
Sunrise Bank	0.90
Citizens First Bank	0.88
United Southern Bank	0.73
First National Bank Of Wauchula	0.62
Axiom Bank, National Association	0.58
Commerce Bank & Trust	0.56
Citizens Bank And Trust	0.55
Mainstreet Community Bank Of Florida	0.51

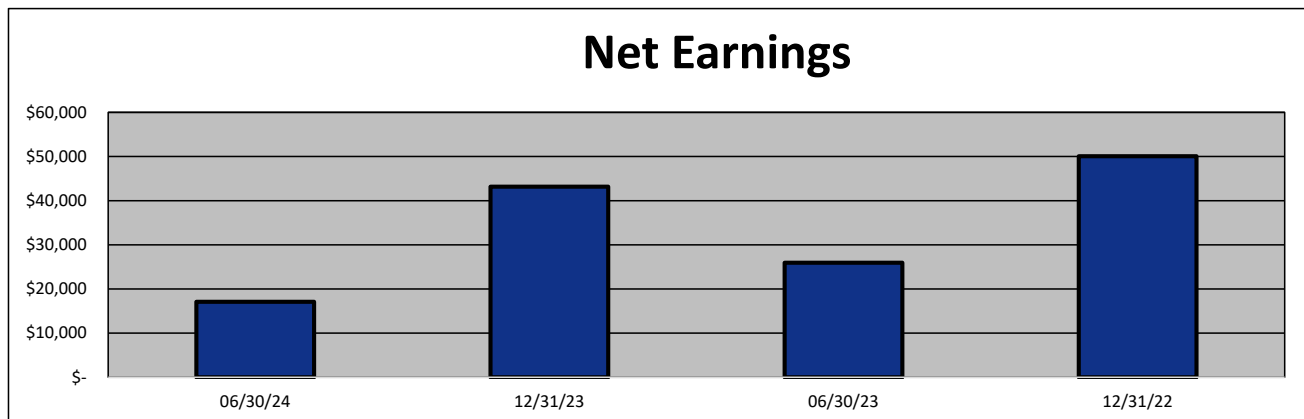
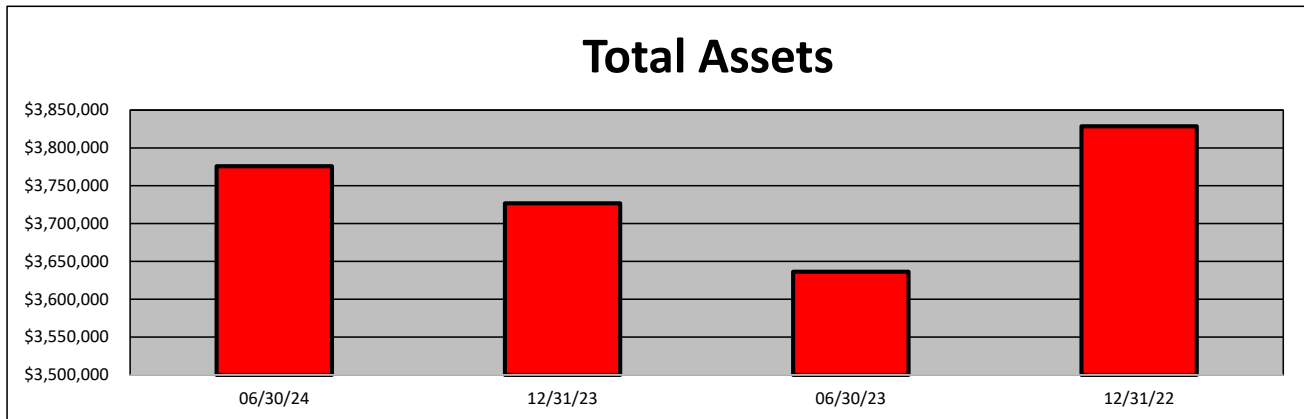
**EXECUTIVE SUMMARY - Citizens First Bank
(Percentage)**

Period Ending	06/30/24	12/31/23	06/30/23	12/31/22	State Avg.	Peer Avg.
CAPITAL RATIOS						
Equity/Assets	10.02	10.11	8.81	7.41	9.59	7.92
Leverage Ratio	12.78	12.16	12.13	10.95	10.67	9.52
Tier 1 Cap/Risk Based Assets	18.78	18.44	17.63	16.35	12.61	10.87
Risk Based Ratio	19.71	19.35	18.51	17.16	13.45	11.70
Common Equity Tier 1 Capital Ratio	18.78	18.44	17.63	16.35	12.57	10.87
BALANCE SHEET RATIOS:						
Loan/Deposit Ratio	39.14	39.40	38.05	37.66	75.33	65.67
Loans/Assets	33.89	33.18	33.18	31.92	63.16	58.27
Securities/Assets	60.24	59.85	60.57	62.79	19.74	26.82
PROFITABILITY:						
Return on Avg Assets	0.88	1.11	1.34	1.24	0.75	1.10
Return on Avg Equity	9.09	13.49	16.70	16.28	10.61	16.50
Nonint Income/Avg Assets	0.62	0.60	0.62	0.67	0.79	0.78
Net Overhead Ratio	1.01	0.99	0.98	0.72	2.14	1.71
Efficiency Ratio	52.90	49.97	46.91	45.97	72.23	63.08
Assets (per million) per Employee	9.63	9.68	8.96	9.55	10.25	9.08
ASSET QUALITY:						
Allowance/Loans	1.67	1.66	1.71	1.77	1.31	1.48
Nonperforming Loans/Total Loans	0.16	0.11	0.09	0.12	0.56	0.50
Nonperforming Assets/Total Assets	0.05	0.04	0.03	0.04	0.38	0.31
Adjusted Texas Ratio	0.47	0.31	0.28	0.43	4.10	5.77
YIELDS & COSTS:						
Yield on earning assets	4.13	3.71	3.53	2.50	5.44	5.04
Cost of funds	1.92	1.37	0.96	0.29	3.03	2.66
Net interest margin	2.45	2.55	2.75	2.29	2.85	3.30
Avg Earning Assets/Avg Assets	97.46	97.46	97.39	97.39	95.94	95.36

SELECTED FINANCIAL DATA - Citizens First Bank
(Dollars in Thousands)

As of:	06/30/24	12/31/23	06/30/23	12/31/22	\$ Change 12 MTHS	% Change 12 MTHS
Total Assets	3,775,894	3,726,803	3,636,417	3,828,547	139,477	3.84
Cash and Equivalents	96,346	136,387	91,202	50,528	5,144	5.64
Securities	2,274,753	2,230,630	2,202,677	2,403,818	72,076	3.27
Loans, net	1,279,595	1,236,432	1,206,469	1,222,148	73,126	6.06
Deposit Accounts	3,269,418	3,138,326	3,171,145	3,244,978	98,273	3.10
Fed Funds & Repos	92,459	178,626	119,944	117,739	(27,485)	(22.91)
Total Equity	378,300	376,608	320,523	283,593	57,777	18.03

Period Ending	06/30/24	12/31/23	06/30/23	12/31/22	\$ Change 12 MTHS	% Change 12 MTHS
Net Earnings	17,085	43,179	25,947	50,063	(8,862)	(34.15)
Interest Income	78,161	140,394	66,500	98,561	11,661	17.54
Interest Expense	31,831	43,958	14,757	8,389	17,074	115.70
Net Interest Income	46,330	96,436	51,743	90,172	(5,413)	(10.46)
Prov for Credit Losses	825	800	900	2,300	(75)	(8.33)
Noninterest income	11,948	23,399	11,947	27,120	1	0.01
Gain on Sale of Securities	(3,056)	(2,664)	1,103	944	(4,159)	(377.06)
Noninterest Expense	31,644	62,012	30,902	56,023	742	2.40
Net Operating Income	25,809	57,023	31,888	58,969	(6,079)	(19.06)
Income Taxes	5,368	9,980	6,594	9,850	(1,226)	(18.59)

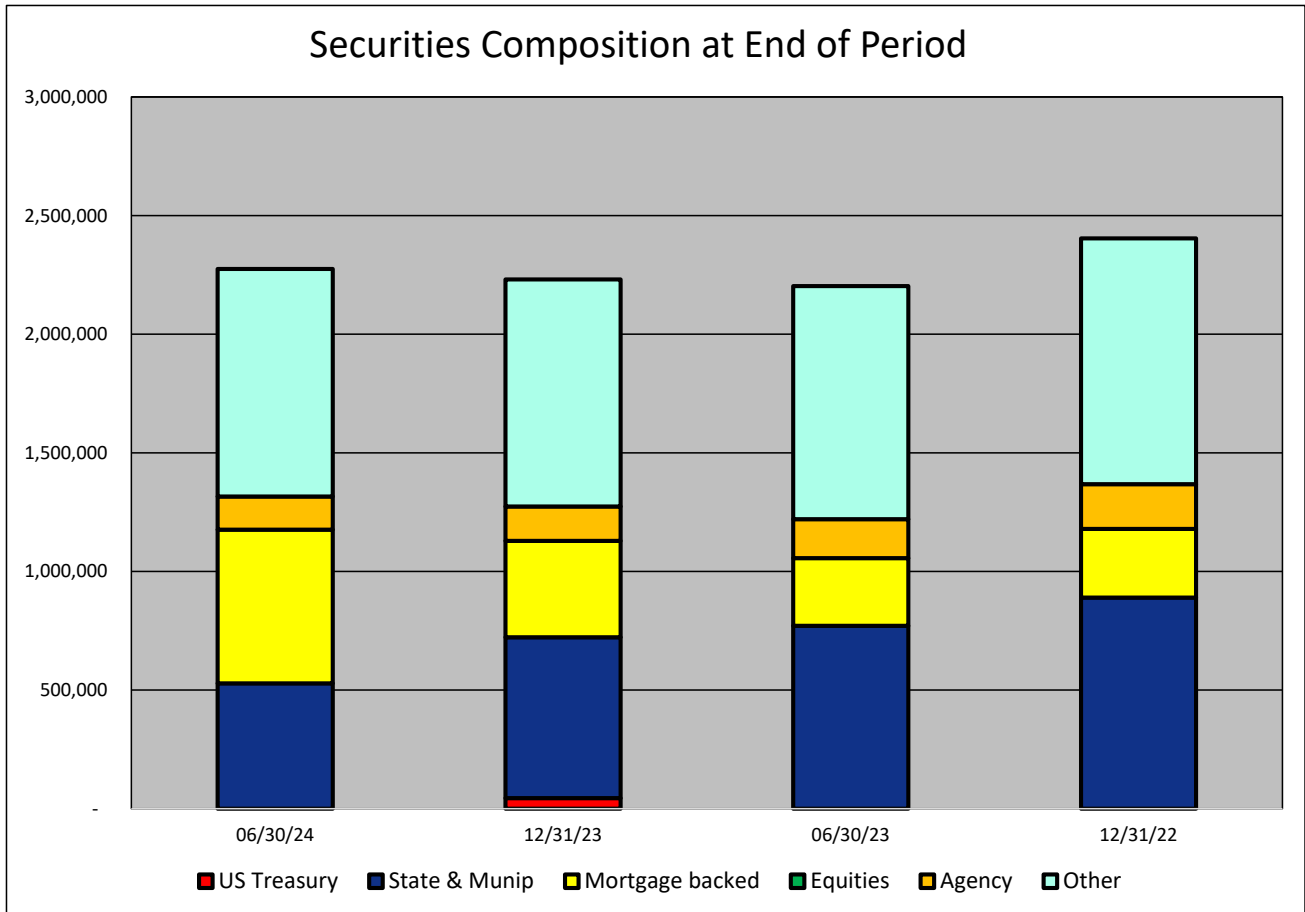


SECURITIES COMPOSITION - Citizens First Bank
(Dollars in Thousands)

As of:	06/30/24	12/31/23	06/30/23	12/31/22	\$ Change 12 MTHS	% Change 12 MTHS
--------	----------	----------	----------	----------	----------------------	---------------------

SECURITIES CATEGORY:

US Treasury	-	44,663	-	-	-	NA
State & Munip	528,559	678,080	771,044	889,983	(242,485)	(31.45)
Mortgage backed	647,393	405,878	285,285	289,100	362,108	126.93
Equities	-	-	-	-	-	NA
Agency	139,999	145,106	163,815	188,927	(23,816)	(14.54)
Other	958,802	956,903	982,533	1,035,808	(23,731)	(2.42)
Total Securities	2,274,753	2,230,630	2,202,677	2,403,818	72,076	3.27

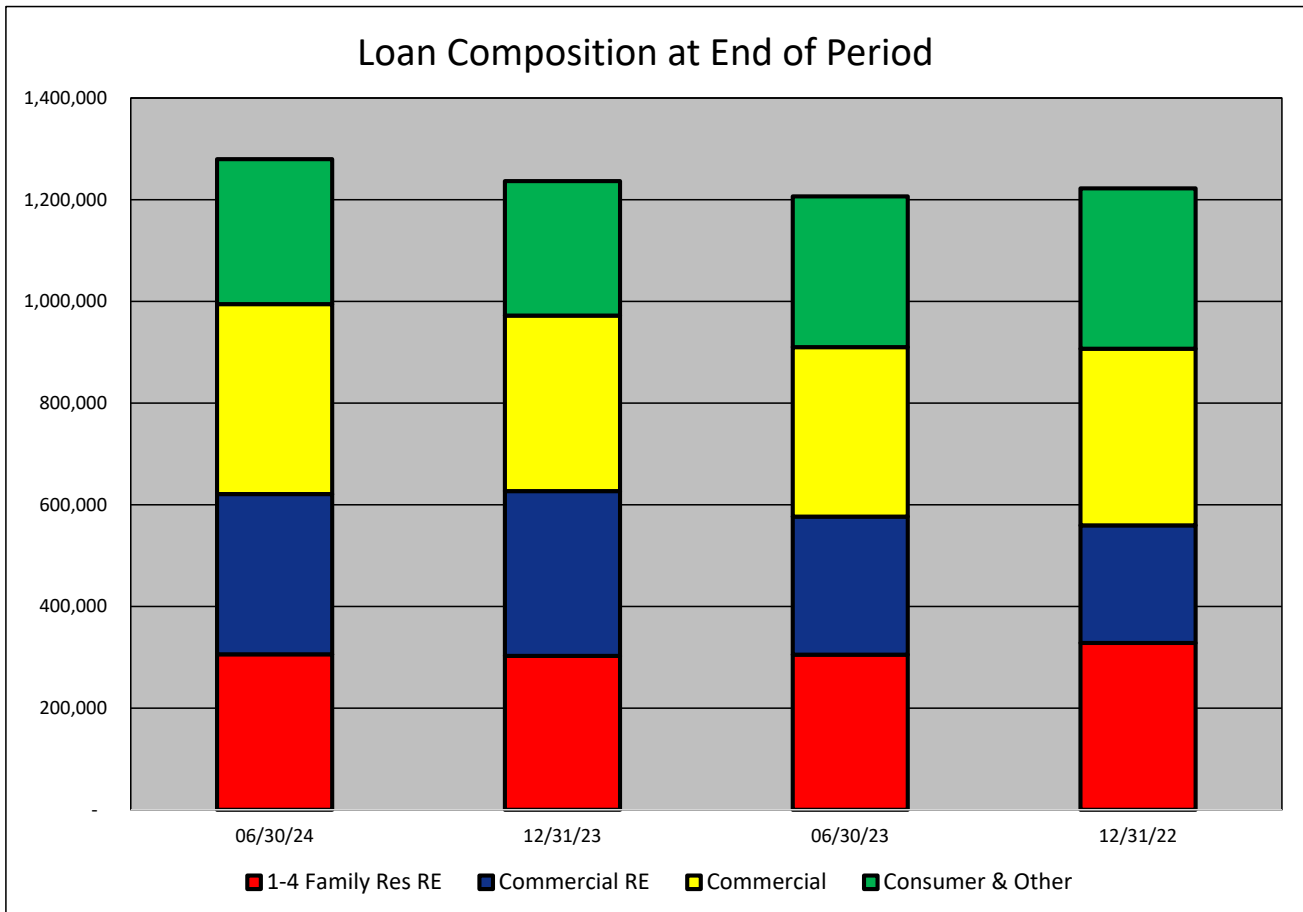


LOAN PORTFOLIO COMPOSITION - Citizens First Bank
(Dollars in Thousands)

As of:	06/30/24	12/31/23	06/30/23	12/31/22	\$ Change 12 MTHS	% Change 12 MTHS
--------	----------	----------	----------	----------	----------------------	---------------------

LOAN CATEGORY:

1-4 Family Res RE	305,743	302,720	305,214	328,168	529	0.17
Commercial RE	315,329	324,178	271,453	231,339	43,876	16.16
Commercial	373,527	345,119	333,220	347,372	40,307	12.10
Consumer & Other	284,996	264,415	296,582	315,269	(11,586)	(3.91)
Loans, Net	1,279,595	1,236,432	1,206,469	1,222,148	73,126	6.06



LOAN PORTFOLIO QUALITY - Citizens First Bank
(Dollars in Thousands)

As of:	06/30/24	12/31/23	06/30/23	12/31/22	\$ Change 12 MTHS	% Change 12 MTHS
--------	----------	----------	----------	----------	----------------------	---------------------

ALLOWANCE FOR CREDIT LOSSES (LOANS):

Beginning Balance	20,533	21,693	21,693	19,349	(1,160)	(5.35)
Total Recoveries	23	43	21	48	2	9.52
Total Charge-offs	-	3	3	4	(3)	(100.00)
Provision Expense	825	800	900	2,300	(75)	(8.33)
Writedown Transfer Loans HFS	-	-	-	-	-	NA
Adjustments	-	(2,000)	(2,000)	-	2,000	(100.00)
Ending Balance	21,381	20,533	20,611	21,693	770	3.74

NON-PERFORMING ASSETS:

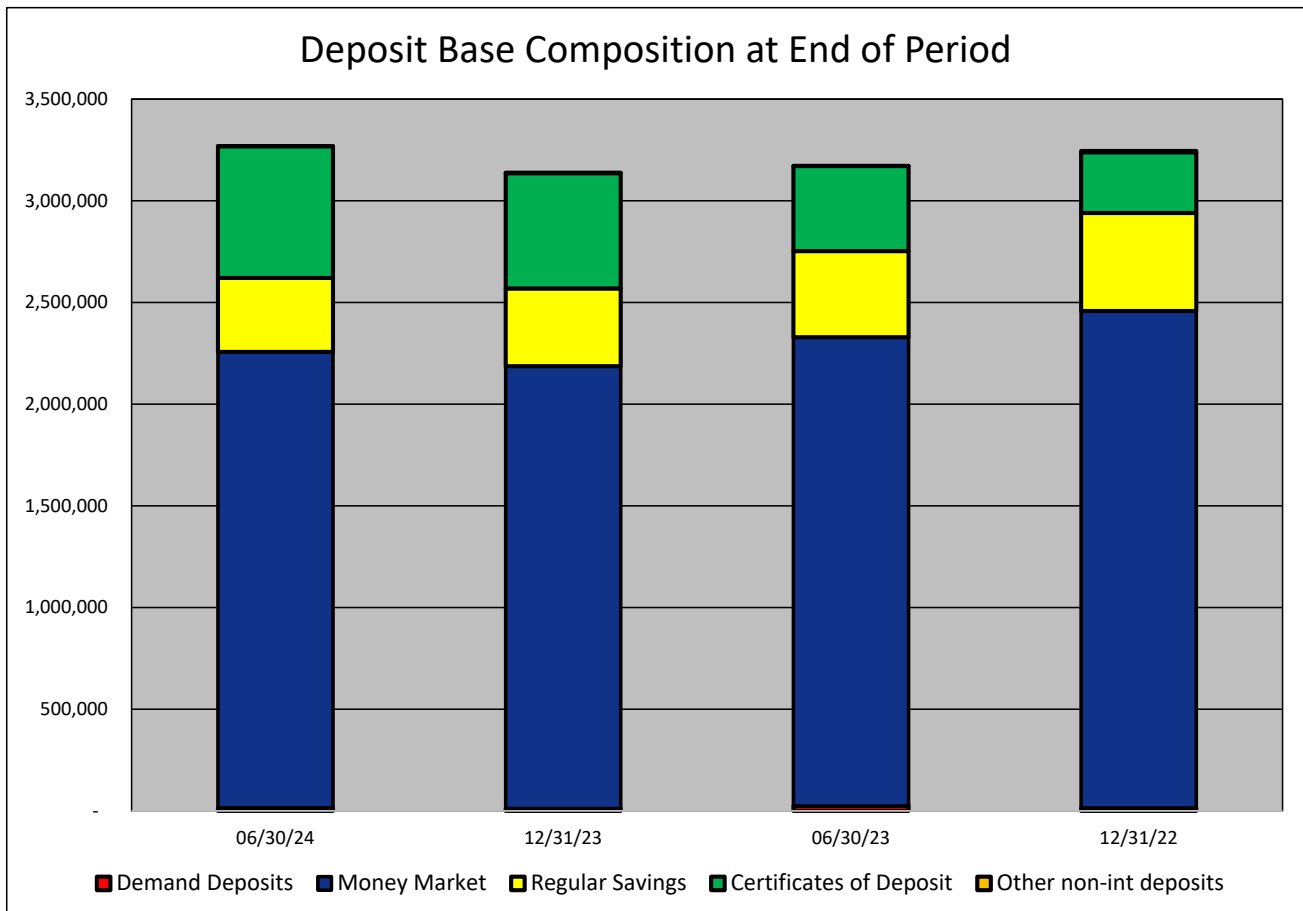
Total-90+ Days Past Due	-	-	97	-	(97)	(100.00)
Total-Nonaccrual	2,011	1,396	1,038	1,519	973	93.74
Foreclosed Real Estate	-	-	-	-	-	NA
Total Non-perf Assets	2,011	1,396	1,135	1,519	876	77.18

DEPOSIT BASE COMPOSITION - Citizens First Bank
(Dollars in Thousands)

As of:	06/30/24	12/31/23	06/30/23	12/31/22	\$ Change 12 MTHS	% Change 12 MTHS
--------	----------	----------	----------	----------	----------------------	---------------------

DEPOSIT BASE CATEGORY:

Demand Deposits	15,017	11,614	24,120	14,413	(9,103)	(37.74)
Money Market	2,242,187	2,175,251	2,304,862	2,443,760	(62,675)	(2.72)
Regular Savings	363,377	382,411	423,923	482,056	(60,546)	(14.28)
Certificates of Deposit	648,212	566,518	417,998	298,388	230,214	55.08
Other non-int deposits	625	2,532	242	6,361	383	158.26
Total Deposits	3,269,418	3,138,326	3,171,145	3,244,978	98,273	3.10

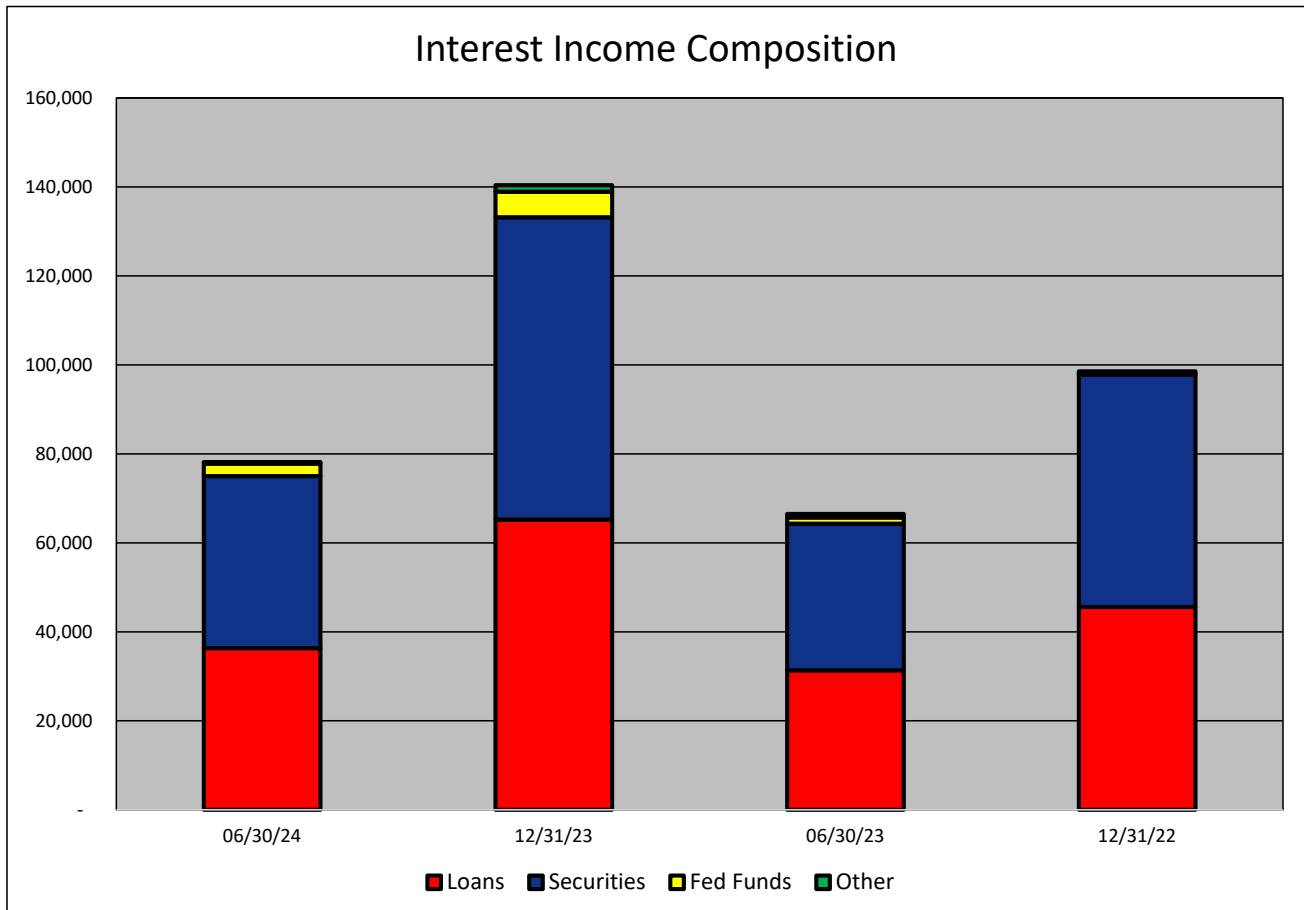


INTEREST INCOME COMPOSITION- Citizens First Bank
(Dollars in Thousands)

As of:	06/30/24	12/31/23	06/30/23	12/31/22	\$ Change 12 MTHS	% Change 12 MTHS
--------	----------	----------	----------	----------	----------------------	---------------------

INTEREST INCOME CATEGORY

Loans	36,333	65,221	31,355	45,577	4,978	15.88
Securities	38,668	67,953	32,970	52,251	5,698	17.28
Fed Funds	2,809	5,738	1,384	197	1,425	102.96
Other	351	1,482	791	536	(440)	(55.63)
Total Int Income	78,161	140,394	66,500	98,561	11,661	17.54

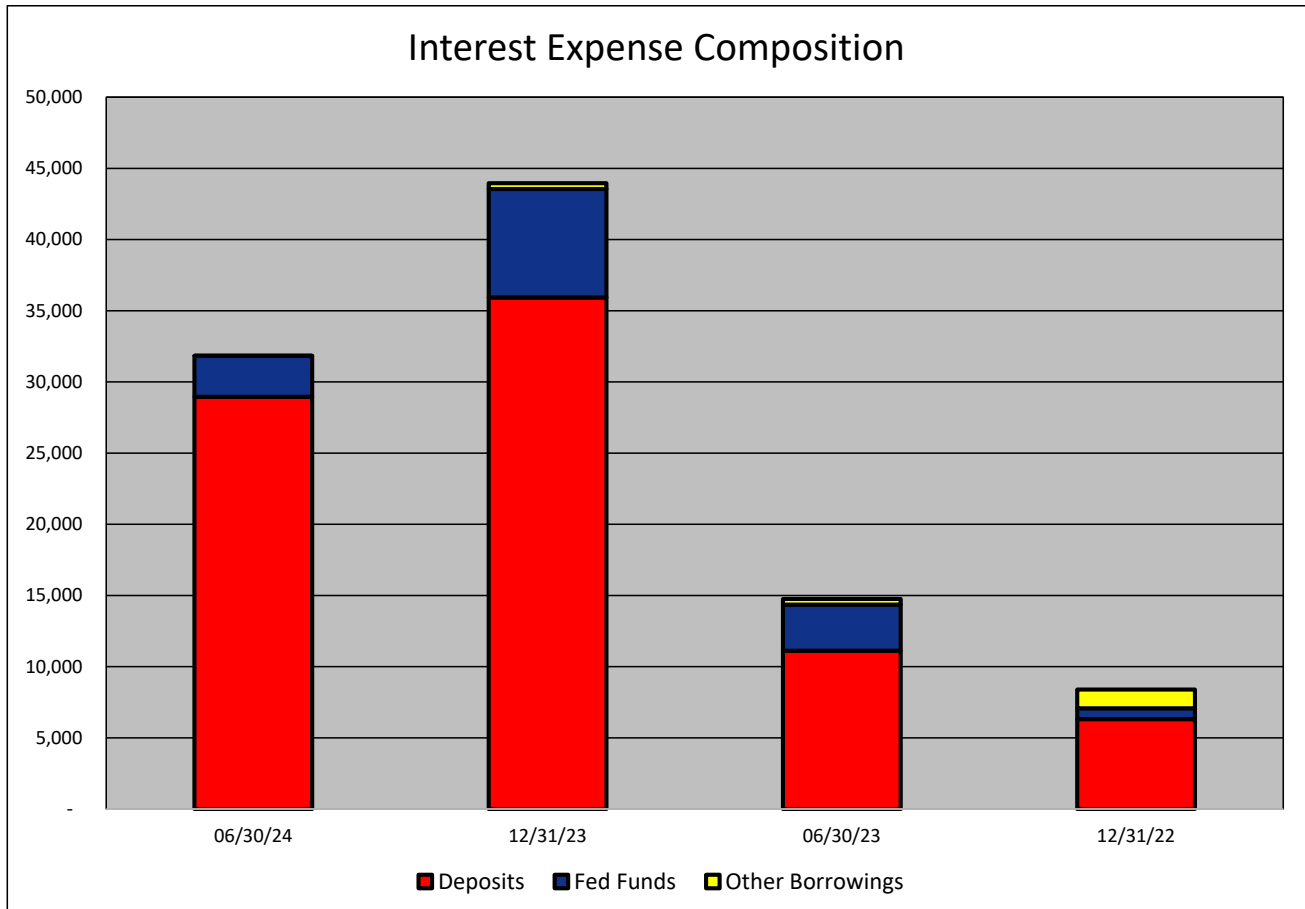


INTEREST EXPENSE COMPOSITION- Citizens First Bank
(Dollars in Thousands)

As of:	06/30/24	12/31/23	06/30/23	12/31/22	\$ Change 12 MTHS	% Change 12 MTHS
--------	----------	----------	----------	----------	----------------------	---------------------

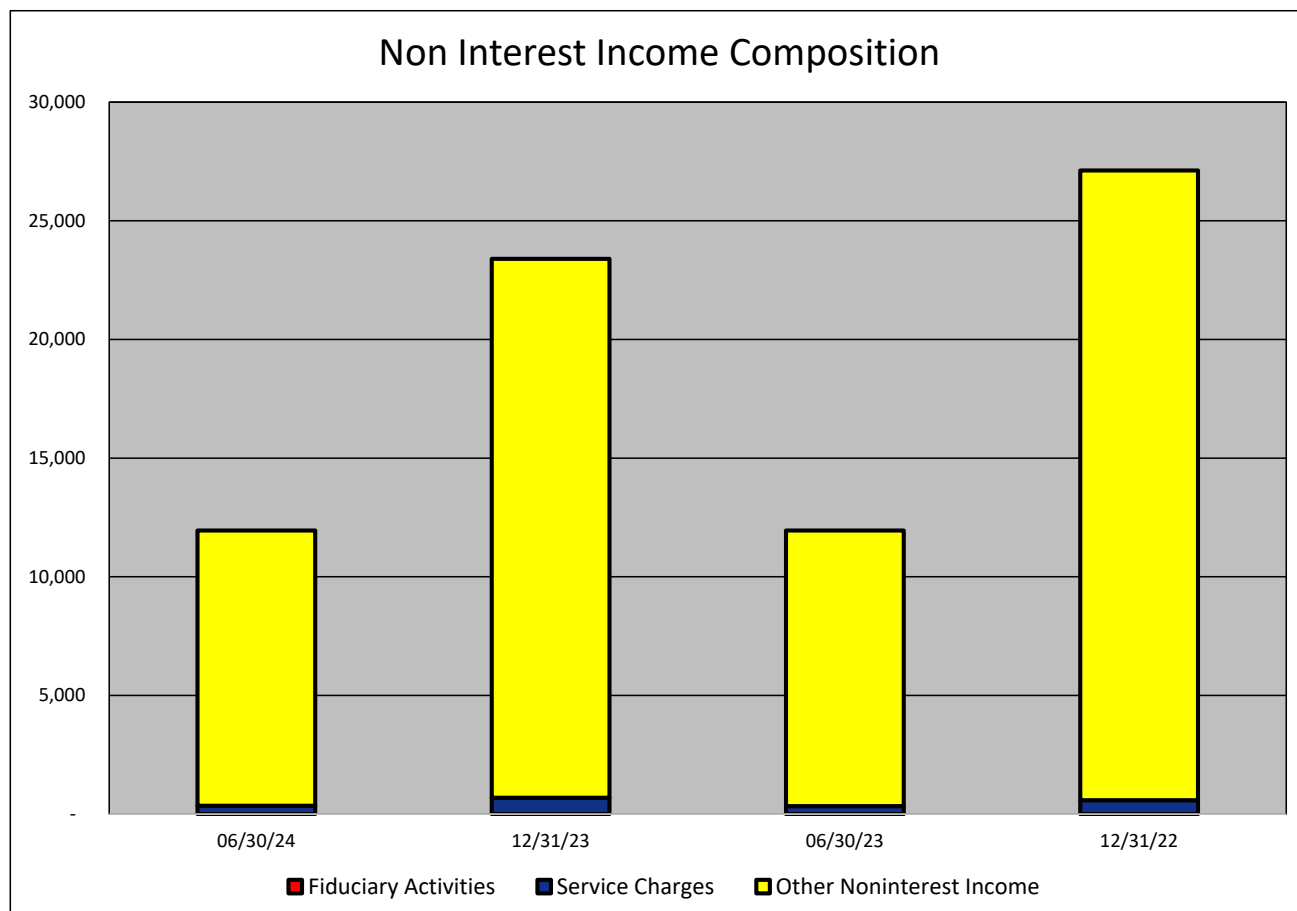
INTEREST EXPENSE CATEGORY

Deposits	28,954	35,932	11,120	6,312	17,834	160.38
Fed Funds	2,874	7,624	3,235	760	(361)	(11.16)
Other Borrowings	3	402	402	1,317	(399)	(99.25)
Total Int Expense	31,831	43,958	14,757	8,389	17,074	115.70



NONINTEREST INCOME COMPOSITION- Citizens First Bank
(Dollars in Thousands)

As of:	06/30/24	12/31/23	06/30/23	12/31/22	\$ Change 12 MTHS	% Change 12 MTHS
NONINTEREST INCOME CATEGORY						
Fiduciary Activities	-	-	-	-	-	NA
Service Charges	350	689	333	584	17	5.11
Other Noninterest Income	11,598	22,710	11,614	26,536	(16)	(0.14)
Total Nonint. Income	11,948	23,399	11,947	27,120	1	0.01

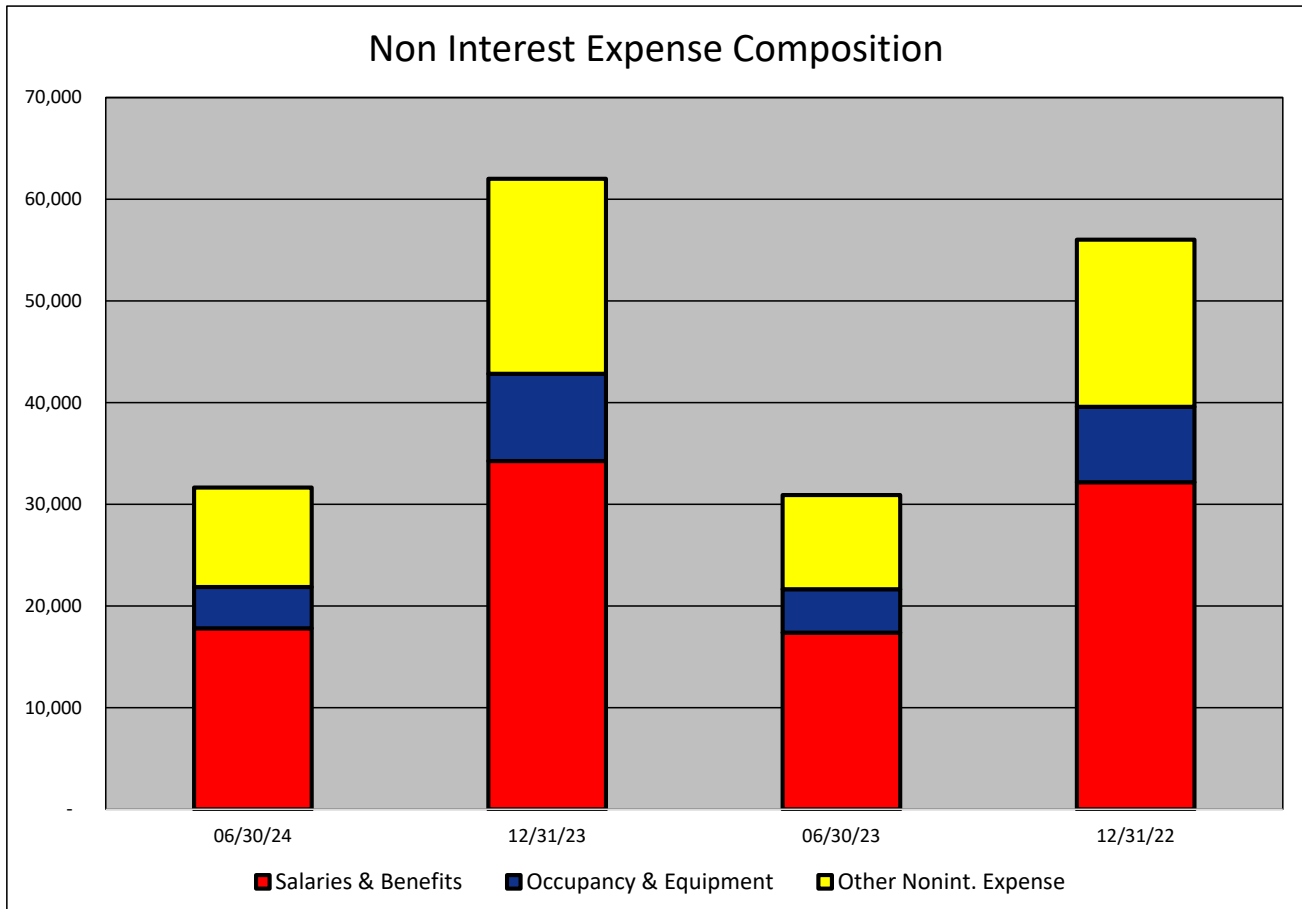


NONINTEREST EXPENSE COMPOSITION- Citizens First Bank
(Dollars in Thousands)

As of:	06/30/24	12/31/23	06/30/23	12/31/22	\$ Change 12 MTHS	% Change 12 MTHS
--------	----------	----------	----------	----------	----------------------	---------------------

NONINTEREST EXPENSE CATEGORY

Salaries & Benefits	17,804	34,246	17,376	32,171	428	2.46
Occupancy & Equipment	4,056	8,588	4,273	7,408	(217)	(5.08)
Other Nonint. Expense	9,784	19,178	9,253	16,444	531	5.74
Total Nonint. Expense	31,644	62,012	30,902	56,023	742	2.40



PEER GROUP COMPARISONS REPORT
Central Florida Group

BALANCE SHEET

Institution name	Total Assets \$000		% Change in Assets
	This Year	Last Year	
Crews Bank & Trust	2,160,584	887,225	143.52
Cogent Bank	1,931,272	1,610,245	19.94
First Colony Bank Of Florida	310,087	271,110	14.38
Sunrise Bank	529,750	482,499	9.79
Bank Of Central Florida	1,086,814	1,031,612	5.35
Axiom Bank, National Association	852,029	809,982	5.19
Citizens First Bank	3,775,894	3,636,417	3.84
First National Bank Of Wauchula	90,555	87,441	3.56
Mainstreet Community Bank Of Florida	807,304	782,172	3.21
Citizens Bank And Trust	1,338,732	1,300,269	2.96
Commerce Bank & Trust	173,127	169,059	2.41
Winter Park National Bank	793,742	779,120	1.88
Southstate Bank, National Association	45,481,202	44,928,402	1.23
First Bank	728,056	720,449	1.06
Surety Bank	205,983	206,910	(0.45)
United Southern Bank	865,842	896,285	(3.40)
Heartland National Bank	713,354	752,086	(5.15)
The First National Bank Of Mount Dora	363,329	389,044	(6.61)
Select Peer Average	3,455,981	3,318,907	11.26

PEER GROUP COMPARISONS REPORT
Central Florida Group

BALANCE SHEET

Institution name	Total Loans \$'000		% Change in Loans
	This Year	Last Year	
Crews Bank & Trust	1,187,289	589,045	101.56
Axiom Bank, National Association	589,600	488,636	20.66
Cogent Bank	1,549,885	1,329,696	16.56
Sunrise Bank	430,153	369,901	16.29
Bank Of Central Florida	757,763	656,894	15.36
Winter Park National Bank	454,470	396,188	14.71
Mainstreet Community Bank Of Florida	557,175	485,726	14.71
First Colony Bank Of Florida	191,168	169,195	12.99
First Bank	430,860	388,834	10.81
Commerce Bank & Trust	124,207	112,662	10.25
United Southern Bank	390,858	355,467	9.96
Citizens Bank And Trust	750,277	686,709	9.26
The First National Bank Of Mount Dora	118,655	108,970	8.89
Citizens First Bank	1,279,595	1,206,469	6.06
Southstate Bank, National Association	33,334,571	31,579,736	5.56
Heartland National Bank	155,345	152,235	2.04
Surety Bank	77,326	77,235	0.12
First National Bank Of Wauchula	67,397	68,014	(0.91)

Select Peer Average	2,358,144	2,178,978	15.27
----------------------------	------------------	------------------	--------------

PEER GROUP COMPARISONS REPORT
Central Florida Group

CAPITAL RATIOS
For the six months June 30, 2024

Institution name	Equity/ Assets	Leverage Ratio	Tier 1 Risk- based Ratio	Risk based Capital Ratio	Common Equity Tier 1 Capital Ratio
Citizens First Bank	10.02	12.78	18.78	19.71	18.78
Surety Bank	9.32	11.96	25.62	26.77	25.62
The First National Bank Of Mount Dora	8.35	11.42	0.00	0.00	0.00
First National Bank Of Wauchula	9.52	10.75	0.00	0.00	0.00
Crews Bank & Trust	10.60	10.55	0.00	0.00	0.00
Axiom Bank, National Association	10.70	10.55	13.38	14.58	13.38
Southstate Bank, National Association	13.05	10.36	12.89	14.15	12.89
Sunrise Bank	7.78	9.19	0.00	0.00	0.00
First Bank	8.37	9.16	14.47	15.73	14.47
Heartland National Bank	8.30	9.13	26.41	27.50	26.41
Mainstreet Community Bank Of Florida	7.23	8.97	0.00	0.00	0.00
United Southern Bank	4.33	8.83	16.13	17.39	16.13
Commerce Bank & Trust	5.77	8.68	11.79	13.04	11.79
First Colony Bank Of Florida	7.78	8.48	12.10	13.36	12.10
Cogent Bank	8.11	8.28	10.00	11.15	10.00
Bank Of Central Florida	6.81	8.19	11.55	12.47	11.55
Citizens Bank And Trust	1.13	7.39	11.96	12.88	11.96
Winter Park National Bank	5.41	6.64	10.64	11.89	10.64

Select Peer Average	7.92	9.52	10.87	11.70	10.87
----------------------------	------	------	-------	-------	-------

PEER GROUP COMPARISONS REPORT
Central Florida Group

BALANCE SHEET RATIOS
For the six months June 30, 2024

Institution name	Loans/ Deposits	Gross Loans/ Assets	Securities/ Assets
Sunrise Bank	93.56	81.20	15.06
Cogent Bank	93.44	80.25	15.45
Southstate Bank, National Association	89.62	73.29	15.05
First National Bank Of Wauchula	86.29	74.43	6.19
Commerce Bank & Trust	79.98	71.74	14.70
Axiom Bank, National Association	78.29	69.20	6.82
Mainstreet Community Bank Of Florida	75.62	69.02	23.26
Bank Of Central Florida	75.52	69.72	18.76
First Colony Bank Of Florida	67.26	61.65	16.67
Winter Park National Bank	65.46	57.26	30.01
First Bank	65.08	59.18	25.81
Crews Bank & Trust	61.94	54.95	28.91
Citizens Bank And Trust	57.79	56.04	40.08
United Southern Bank	50.82	45.14	40.55
Surety Bank	41.46	37.54	15.65
Citizens First Bank	39.14	33.89	60.24
The First National Bank Of Mount Dora	36.04	32.66	58.80
Heartland National Bank	24.75	21.78	50.72

Select Peer Average	65.67	58.27	26.82
----------------------------	-------	-------	-------

PEER GROUP COMPARISONS REPORT
Central Florida Group

PROFITABILITY RATIOS
For the six months June 30, 2024

Institution name	Avg Total Assets (\$000)	Return on Avg Assets	Return on Avg Equity
Surety Bank	205,905	2.80	30.43
Crews Bank & Trust	2,163,426	1.75	16.96
Heartland National Bank	721,413	1.64	21.17
First Colony Bank Of Florida	306,620	1.53	19.52
Cogent Bank	1,869,603	1.39	17.67
First Bank	726,453	1.18	14.45
Southstate Bank, National Association	46,058,870	1.14	9.00
Bank Of Central Florida	1,113,322	1.10	17.03
The First National Bank Of Mount Dora	370,462	0.98	11.85
Winter Park National Bank	818,529	0.93	18.01
Sunrise Bank	523,552	0.90	11.91
Citizens First Bank	3,881,135	0.88	9.09
United Southern Bank	932,310	0.73	18.89
First National Bank Of Wauchula	90,358	0.62	6.59
Axiom Bank, National Association	850,274	0.58	5.53
Commerce Bank & Trust	174,959	0.56	9.88
Citizens Bank And Trust	1,418,284	0.55	51.91
Mainstreet Community Bank Of Florida	799,700	0.51	7.19

Select Peer Average	3,501,399	1.10	16.50
----------------------------	------------------	-------------	--------------

PEER GROUP COMPARISONS REPORT
Central Florida Group

PROFITABILITY RATIOS
For the six months June 30, 2024

Institution name	Noninterest Income/AA	Net Overhead Ratio	Efficiency Ratio	Assets (per million) per Employee
Heartland National Bank	0.25	1.12	38.50	13.46
Winter Park National Bank	0.06	1.02	44.16	25.60
First Colony Bank Of Florida	0.11	1.58	50.58	16.32
Citizens First Bank	0.62	1.01	52.90	9.63
Surety Bank	3.49	(0.17)	53.18	5.57
Cogent Bank	0.90	1.83	56.20	8.58
Bank Of Central Florida	0.26	1.72	56.62	10.16
Crews Bank & Trust	0.82	1.74	57.43	5.94
Southstate Bank, National Association	0.70	1.49	57.83	8.76
First Bank	0.68	1.78	60.13	6.93
Sunrise Bank	0.06	2.06	67.38	8.98
United Southern Bank	0.58	1.68	69.15	5.62
Mainstreet Community Bank Of Florida	0.36	2.00	72.19	8.07
The First National Bank Of Mount Dora	2.75	1.24	74.26	4.49
Citizens Bank And Trust	0.69	1.65	79.11	7.08
Commerce Bank & Trust	0.19	2.22	79.50	8.24
Axiom Bank, National Association	1.12	3.20	79.98	6.17
First National Bank Of Wauchula	0.36	3.62	86.38	3.77

Select Peer Average	0.78	1.71	63.08	9.08
----------------------------	------	------	-------	------

PEER GROUP COMPARISONS REPORT
Central Florida Group

ASSET QUALITY RATIOS
For the six months June 30, 2024

Institution name	Allowance/ Loans	Nonperf Loans/ Total Loans	Nonperf Assets/ Total Assets	Adjusted Texas Ratio
Commerce Bank & Trust	1.44	0.00	0.00	0.00
First Colony Bank Of Florida	1.60	0.00	0.00	0.00
Sunrise Bank	1.23	0.00	0.00	0.00
Bank Of Central Florida	0.94	0.02	0.01	0.19
Crews Bank & Trust	1.78	0.03	0.02	0.15
Citizens First Bank	1.67	0.16	0.05	0.47
Heartland National Bank	1.58	0.22	0.05	0.56
First Bank	1.66	0.15	0.09	0.67
The First National Bank Of Mount Dora	1.75	0.27	0.09	1.00
Surety Bank	1.42	0.46	0.17	1.77
United Southern Bank	2.42	0.46	0.21	3.84
Winter Park National Bank	1.52	0.60	0.34	5.46
Cogent Bank	1.13	0.53	0.43	4.73
Southstate Bank, National Association	1.42	0.59	0.44	3.66
First National Bank Of Wauchula	1.49	0.61	0.45	4.26
Mainstreet Community Bank Of Florida	1.25	1.17	0.81	9.97
Citizens Bank And Trust	1.02	1.64	0.92	53.81
Axiom Bank, National Association	1.29	2.16	1.53	13.38

Select Peer Average	1.48	0.50	0.31	5.77
----------------------------	------	------	------	------

PEER GROUP COMPARISONS REPORT
Central Florida Group

STATEMENT OF CONDITION (% OF ASSETS)
For the six months June 30, 2024

Institution name	Cash & Nointerest bearing Deps	Interest- bearing Bal	Fed Funds Sold & Repos	Held to Maturity Secs	Available for Sale Secs
Surety Bank	27.81	14.94	0.00	0.00	15.65
First National Bank Of Wauchula	6.25	8.95	0.00	0.00	6.19
First Bank	2.25	7.55	1.39	0.00	25.81
Commerce Bank & Trust	1.30	9.54	0.00	0.00	14.70
Mainstreet Community Bank Of Florida	1.17	1.78	0.09	0.00	23.26
First Colony Bank Of Florida	1.13	20.49	0.00	9.94	6.73
Winter Park National Bank	1.13	10.15	0.00	19.01	11.00
Southstate Bank, National Association	1.12	1.29	0.05	5.16	9.89
Axiom Bank, National Association	0.98	19.37	0.00	0.00	6.82
Crews Bank & Trust	0.76	14.45	0.00	21.60	7.31
Heartland National Bank	0.76	24.30	0.00	0.00	50.72
United Southern Bank	0.75	8.51	0.00	1.10	39.45
Citizens First Bank	0.72	0.21	1.62	0.00	60.24
The First National Bank Of Mount Dora	0.62	1.61	0.00	0.00	58.80
Bank Of Central Florida	0.44	7.86	0.00	0.00	18.76
Sunrise Bank	0.40	1.57	0.00	0.94	14.12
Citizens Bank And Trust	0.31	1.04	0.00	0.00	40.08
Cogent Bank	0.11	3.39	0.00	0.00	15.45

Select Peer Average	2.67	8.72	0.18	3.21	23.61
----------------------------	-------------	-------------	-------------	-------------	--------------

PEER GROUP COMPARISONS REPORT
Central Florida Group

STATEMENT OF CONDITION (% OF ASSETS)
For the six months June 30, 2024

Institution name	Net Loans & Leases	Premises & Fixed Assets	Total Real Estate Owned	Intangible Assets
Sunrise Bank	80.20	1.71	0.00	0.00
Cogent Bank	79.28	0.24	0.00	0.12
First National Bank Of Wauchula	73.32	1.35	0.00	0.00
Southstate Bank, National Association	72.03	1.15	0.01	4.59
Commerce Bank & Trust	70.71	0.20	0.00	0.00
Bank Of Central Florida	69.07	1.54	0.00	0.02
Axiom Bank, National Association	68.31	1.30	0.01	0.13
Mainstreet Community Bank Of Florida	68.12	2.19	0.00	0.01
First Colony Bank Of Florida	60.66	0.39	0.00	0.00
First Bank	58.20	1.98	0.00	0.00
Winter Park National Bank	56.38	0.35	0.00	0.00
Citizens Bank And Trust	55.47	1.35	0.00	0.00
Crews Bank & Trust	53.97	1.26	0.00	0.00
United Southern Bank	44.05	1.21	0.00	0.00
Surety Bank	37.01	0.91	0.00	0.00
Citizens First Bank	33.06	1.42	0.00	0.45
The First National Bank Of Mount Dora	32.09	1.21	0.00	0.00
Heartland National Bank	21.43	0.56	0.00	0.00

Select Peer Average	57.41	1.13	0.00	0.30
----------------------------	-------	------	------	------

PEER GROUP COMPARISONS REPORT
Central Florida Group

STATEMENT OF CONDITION (% OF TOTAL FUNDING SOURCES)
For the six months June 30, 2024

Institution name	Non Interest Bearing Deps	Interest Bearing Deps	Total Deps	Total Fed Funds & Repos	Other Borrowed Money
Surety Bank	42.32	57.68	100.00	0.00	0.00
Crews Bank & Trust	41.57	58.21	99.78	0.22	0.00
Axiom Bank, National Association	40.26	59.74	100.00	0.00	0.00
First Bank	38.21	61.79	100.00	0.00	0.00
The First National Bank Of Mount Dora	37.82	62.18	100.00	0.00	0.00
Citizens Bank And Trust	35.25	63.82	99.07	0.70	0.23
First Colony Bank Of Florida	34.63	65.37	100.00	0.00	0.00
Bank Of Central Florida	34.18	65.82	100.00	0.00	0.00
Mainstreet Community Bank Of Florida	32.20	66.86	99.06	0.00	0.94
Commerce Bank & Trust	29.91	66.02	95.93	2.21	1.85
First National Bank Of Wauchula	28.94	68.57	97.50	0.00	2.50
Southstate Bank, National Association	27.53	70.25	97.78	1.43	0.79
United Southern Bank	25.35	68.55	93.90	0.00	6.10
Sunrise Bank	24.92	70.22	95.14	1.35	3.52
Heartland National Bank	24.87	71.83	96.70	3.30	0.00
Cogent Bank	23.77	70.33	94.10	0.00	5.90
Winter Park National Bank	23.50	69.39	92.90	0.41	6.69
Citizens First Bank	16.67	80.58	97.25	2.75	0.00

Select Peer Average	31.22	66.51	97.73	0.69	1.58
----------------------------	-------	-------	-------	------	------

PEER GROUP COMPARISONS REPORT
Central Florida Group

YIELDS, COSTS & SPREADS - ASSET YIELDS
For the six months June 30, 2024

Institution name	Yield on Earning Assets	Cost of Funds	Net Interest Margin	Avg Earning Assets/AA
First National Bank Of Wauchula	6.37	2.67	4.59	92.38
Axiom Bank, National Association	6.65	3.77	4.46	95.97
Cogent Bank	6.71	4.08	3.93	99.45
Crews Bank & Trust	4.87	2.33	3.66	98.34
First Bank	4.71	1.85	3.59	94.28
Surety Bank	5.57	3.13	3.48	75.51
Heartland National Bank	4.92	2.17	3.41	96.89
Southstate Bank, National Association	5.00	2.41	3.37	90.98
Bank Of Central Florida	4.99	2.64	3.33	97.14
First Colony Bank Of Florida	5.06	2.17	3.14	99.04
Sunrise Bank	5.75	3.82	3.14	98.14
Mainstreet Community Bank Of Florida	4.65	2.41	3.09	94.29
Commerce Bank & Trust	5.02	3.13	2.85	97.81
United Southern Bank	3.92	1.41	2.77	96.44
The First National Bank Of Mount Dora	3.74	2.23	2.45	97.83
Citizens First Bank	4.13	1.92	2.45	97.46
Winter Park National Bank	4.78	3.20	2.43	97.71
Citizens Bank And Trust	3.86	2.49	2.33	96.73

Select Peer Average	5.04	2.66	3.30	95.36
----------------------------	------	------	------	-------