

# Wauchula State Bank

Wauchula, FL

Established

4/1/1929

## Florida Bank and Thrift Performance Report

### Table of Contents

<b>Title</b>	<b>Page</b>
PEER GROUP POSITION	1
EXECUTIVE SUMMARY	2
SELECTED FINANCIAL DATA	3
SECURITIES COMPOSITION	4
LOAN PORTFOLIO COMPOSITION	5
LOAN PORTFOLIO QUALITY	6
DEPOSIT BASE COMPOSITION	7
INTEREST INCOME COMPOSITION	8
INTEREST EXPENSE COMPOSITION	9
NONINTEREST INCOME COMPOSITION	10
NONINTEREST EXPENSE COMPOSITION	11
PEER GROUP COMPARISONS REPORT	12-22

---

#### FLORIDA BANKING TEAM

Robert Brink, Steve Kania, Ted Hacker, David Ajvazi, Michael Squitieri, Erica Hines, Sacha Widmaier, Kristin Moroso, Anthony Hagbartsen, Madeline Bogumil, Lauren Klindt, Phillip Berdeguer, Andrew Joyce, Dylan Frayne, Mai Tran, Meranda Joseph, Patricia Romero, Vanessa Hossler, Adam McCord, Michael Law, Joseph Fazio, Allyson Wiitala, Jacob Ingram, John Leonardi

Information contained herein was obtained from FIS is believed to be reliable however, accuracy is not guaranteed and all peer and state averages are simple averages.

**PEER GROUP POSITION**  
**For the**  
**Central Florida Group**

**For the three months ended March 31, 2023**

Institution name	Total Assets (\$'000's)
Southstate Bank, National Association	44,902,537
Citizens First Bank	3,742,550
Cogent Bank	1,538,946
Citizens Bank And Trust	1,329,359
Bank Of Central Florida	1,074,023
United Southern Bank	929,534
Wauchula State Bank	903,798
Mainstreet Community Bank Of Florida	765,869
Heartland National Bank	747,606
First Bank	732,456
Winter Park National Bank	717,750
Axiom Bank, National Association	673,161
Sunrise Bank	469,766
The First National Bank Of Mount Dora	389,434
First Colony Bank Of Florida	278,478
Crews Bank & Trust	222,161
Surety Bank	194,892
Commerce Bank & Trust	159,450
First National Bank Of Wauchula	88,168

Institution name	Return on Avg Assets (%)
Surety Bank	3.12
Wauchula State Bank	2.40
Crews Bank & Trust	1.91
First Colony Bank Of Florida	1.83
Heartland National Bank	1.75
Cogent Bank	1.43
Citizens First Bank	1.42
Southstate Bank, National Association	1.33
Winter Park National Bank	1.31
Sunrise Bank	1.27
The First National Bank Of Mount Dora	1.12
First National Bank Of Wauchula	1.03
United Southern Bank	1.02
First Bank	0.98
Mainstreet Community Bank Of Florida	0.88
Commerce Bank & Trust	0.87
Bank Of Central Florida	0.83
Citizens Bank And Trust	0.82
Axiom Bank, National Association	(0.07)

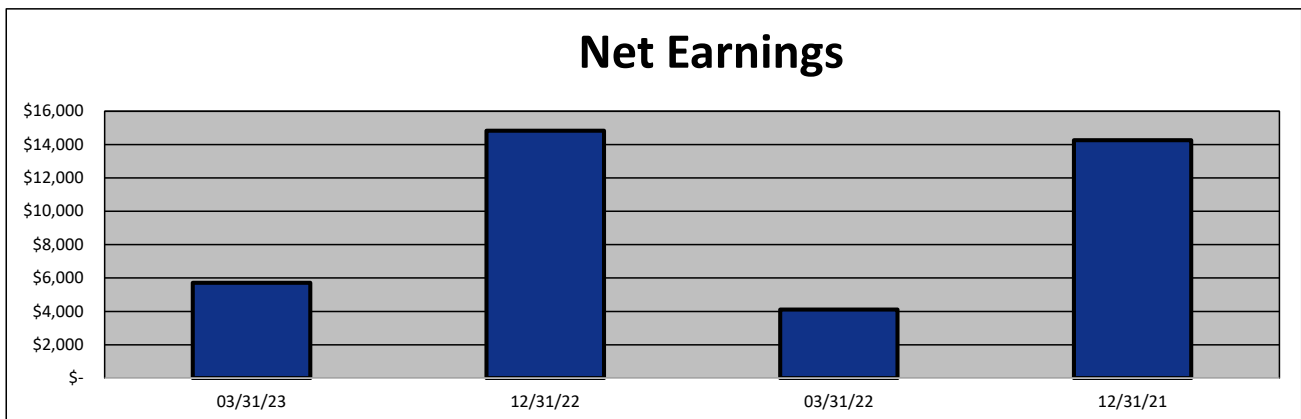
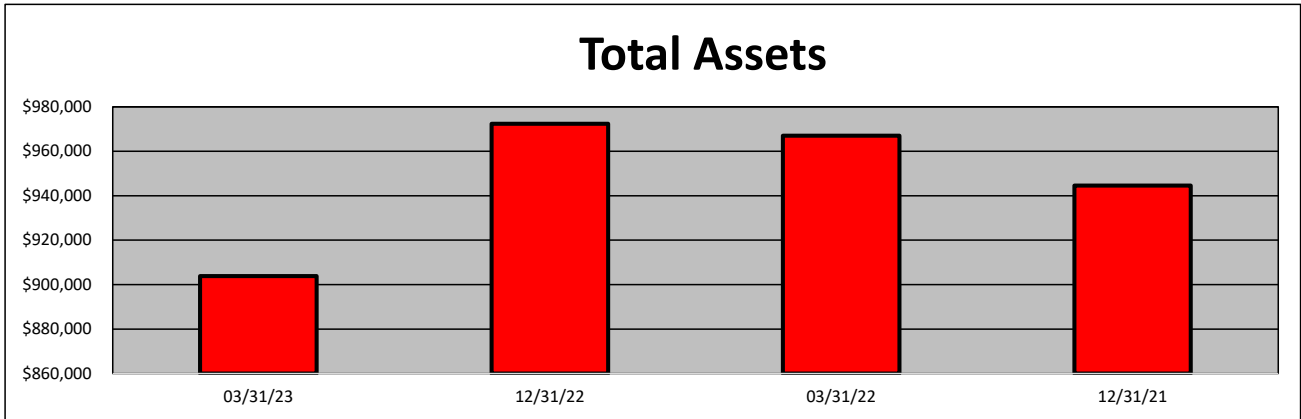
**EXECUTIVE SUMMARY - Wauchula State Bank**  
(Percentage)

Period Ending	03/31/23	12/31/22	03/31/22	12/31/21	State Avg.	Peer Avg.
<b>CAPITAL RATIOS</b>						
Equity/Assets	10.67	9.30	9.53	9.60	9.92	7.77
Leverage Ratio	10.36	9.63	10.03	9.62	11.01	9.45
Tier 1 Cap/Risk Based Assets	0.00	0.00	0.00	0.00	18.60	12.08
Risk Based Ratio	0.00	0.00	0.00	0.00	19.49	12.95
Common Equity Tier 1 Capital Ratio	NA	0.00	0.00	0.00	18.60	12.08
<b>BALANCE SHEET RATIOS:</b>						
Loan/Deposit Ratio	69.30	63.95	60.25	63.10	60.06	62.33
Loans/Assets	61.50	56.56	54.10	56.50	49.99	55.19
Securities/Assets	27.87	26.01	22.55	19.85	20.52	28.58
<b>PROFITABILITY:</b>						
Return on Avg Assets	2.40	1.53	1.75	1.58	0.23	1.33
Return on Avg Equity	24.45	15.99	18.00	15.48	6.95	23.43
Nonint Income/Avg Assets	0.50	0.50	0.49	0.50	0.88	0.69
Net Overhead Ratio	1.45	1.47	1.35	1.57	2.15	1.75
Efficiency Ratio	43.00	50.40	48.78	55.47	136.11	59.09
Assets (per million) per Employee	3.70	4.21	6.72	6.56	10.18	8.67
<b>ASSET QUALITY:</b>						
Allowance/Loans	2.02	2.00	1.91	1.81	1.39	1.53
Nonperforming Loans/Total Loans	0.66	0.80	0.41	0.69	0.53	0.46
Nonperforming Assets/Total Assets	0.41	0.45	0.23	0.40	0.32	0.26
Adjusted Texas Ratio	3.43	4.31	2.16	3.77	2.37	2.69
<b>YIELDS &amp; COSTS:</b>						
Yield on earning assets	4.19	3.48	3.33	3.31	2.93	4.30
Cost of funds	0.27	0.14	0.09	0.14	0.30	1.28
Net interest margin	4.04	3.40	3.28	3.23	2.55	3.66
Avg Earning Assets/Avg Assets	98.60	98.45	98.55	98.48	91.48	95.47

**SELECTED FINANCIAL DATA - Wauchula State Bank**  
(Dollars in Thousands)

<b>As of:</b>	<b>03/31/23</b>	<b>12/31/22</b>	<b>03/31/22</b>	<b>12/31/21</b>	<b>\$ Change 12 MTHS</b>	<b>% Change 12 MTHS</b>
Total Assets	903,798	972,344	966,999	944,582	(63,201)	(6.54)
Cash and Equivalents	92,311	167,057	221,379	218,275	(129,068)	(58.30)
Securities	251,891	252,888	218,100	187,541	33,791	15.49
Loans, net	555,849	549,915	523,101	533,661	32,748	6.26
Deposit Accounts	802,067	859,855	868,275	845,702	(66,208)	(7.63)
Fed Funds & Repos	3,474	10,150	3,775	5,405	(301)	(7.97)
Total Equity	96,479	90,430	92,139	90,639	4,340	4.71

<b>Period Ending</b>	<b>03/31/23</b>	<b>12/31/22</b>	<b>03/31/22</b>	<b>12/31/21</b>	<b>\$ Change 12 MTHS</b>	<b>% Change 12 MTHS</b>
Net Earnings	5,713	14,839	4,112	14,261	1,601	38.93
Interest Income	9,821	33,174	7,701	29,382	2,120	27.53
Interest Expense	356	775	126	739	230	182.54
Net Interest Income	9,465	32,399	7,575	28,643	1,890	24.95
Prov for Credit Losses	240	1,200	300	200	(60)	(20.00)
Noninterest income	1,185	4,846	1,156	4,552	29	2.51
Gain on Sale of Securities	-	(2,164)	7	4	(7)	(100.00)
Noninterest Expense	4,637	19,042	4,326	18,738	311	7.19
Net Operating Income	5,773	17,003	4,105	14,257	1,668	40.63
Income Taxes	-	-	-	-	-	NA

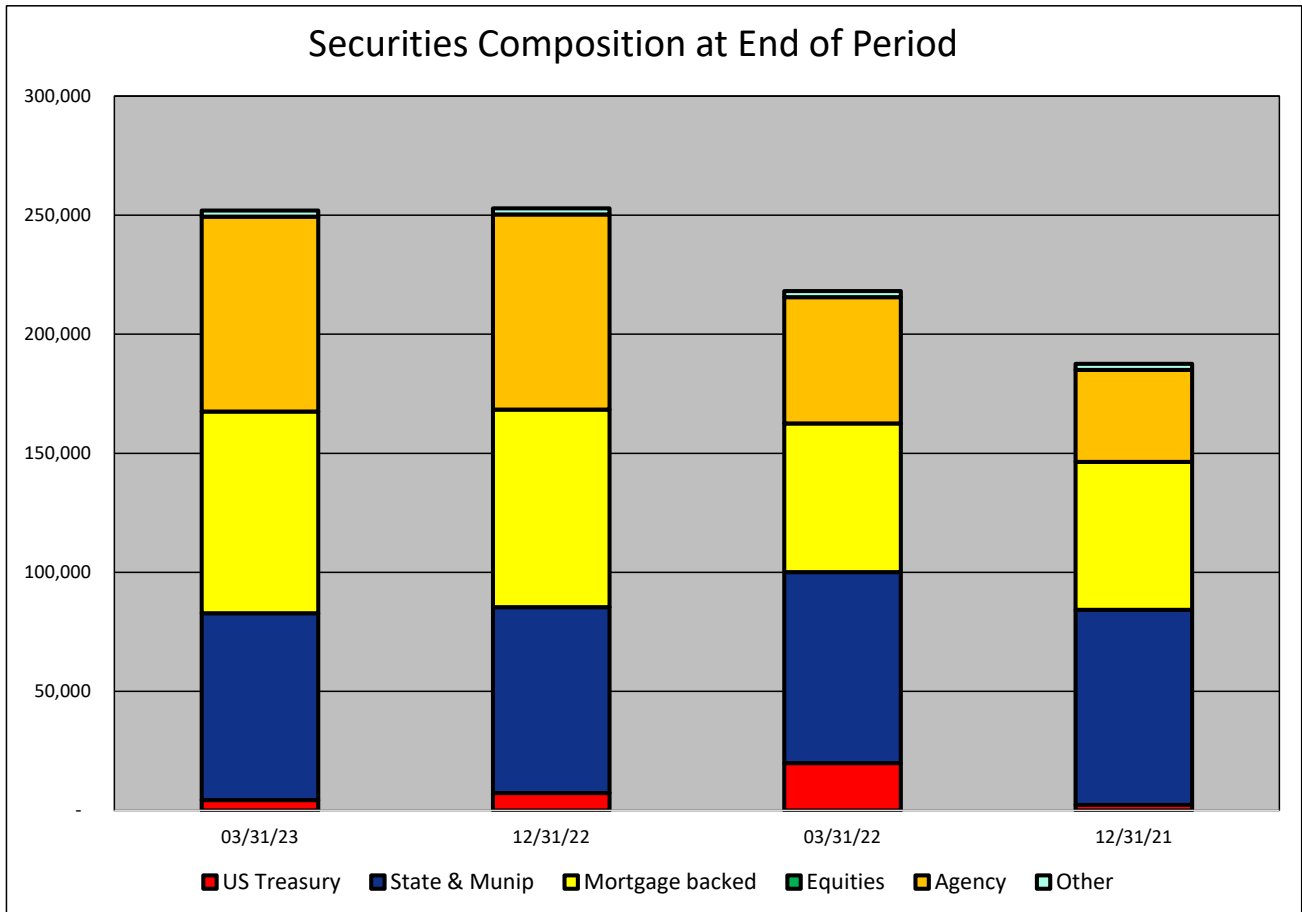


**SECURITIES COMPOSITION - Wauchula State Bank**  
(Dollars in Thousands)

As of:	03/31/23	12/31/22	03/31/22	12/31/21	\$ Change 12 MTHS	% Change 12 MTHS
--------	----------	----------	----------	----------	----------------------	---------------------

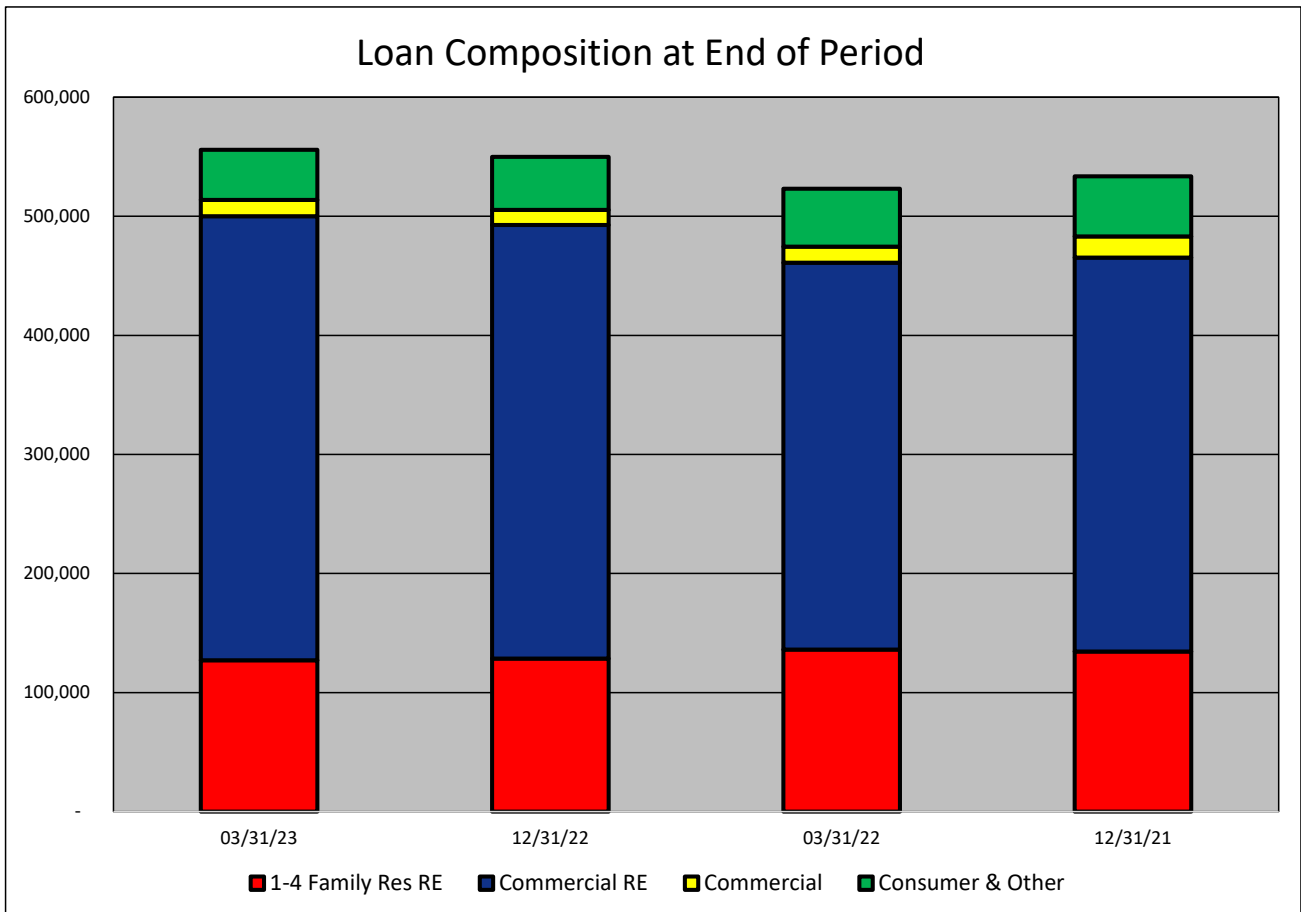
**SECURITIES CATEGORY:**

US Treasury	4,401	7,350	19,910	2,339	(15,509)	(77.90)
State & Munip	78,443	78,032	80,208	81,890	(1,765)	(2.20)
Mortgage backed	84,706	82,941	62,461	62,176	22,245	35.61
Equities	-	-	-	-	-	NA
Agency	81,876	81,996	52,960	38,578	28,916	54.60
Other	2,465	2,569	2,561	2,558	(96)	(3.75)
<b>Total Securities</b>	<b>251,891</b>	<b>252,888</b>	<b>218,100</b>	<b>187,541</b>	<b>33,791</b>	<b>15.49</b>



**LOAN PORTFOLIO COMPOSITION - Wauchula State Bank**  
(Dollars in Thousands)

As of:	03/31/23	12/31/22	03/31/22	12/31/21	\$ Change 12 MTHS	% Change 12 MTHS
<b>LOAN CATEGORY:</b>						
1-4 Family Res RE	127,186	128,441	136,013	134,498	(8,827)	(6.49)
Commercial RE	372,792	364,246	325,052	330,789	47,740	14.69
Commercial	13,663	12,623	13,497	17,765	166	1.23
Consumer & Other	42,208	44,605	48,539	50,609	(6,331)	(13.04)
<b>Loans, Net</b>	<b>555,849</b>	<b>549,915</b>	<b>523,101</b>	<b>533,661</b>	<b>32,748</b>	<b>6.26</b>



**LOAN PORTFOLIO QUALITY - Wauchula State Bank**  
(Dollars in Thousands)

As of:	03/31/23	12/31/22	03/31/22	12/31/21	\$ Change 12 MTHS	% Change 12 MTHS
--------	----------	----------	----------	----------	----------------------	---------------------

**ALLOWANCE FOR CREDIT LOSSES (LOANS):**

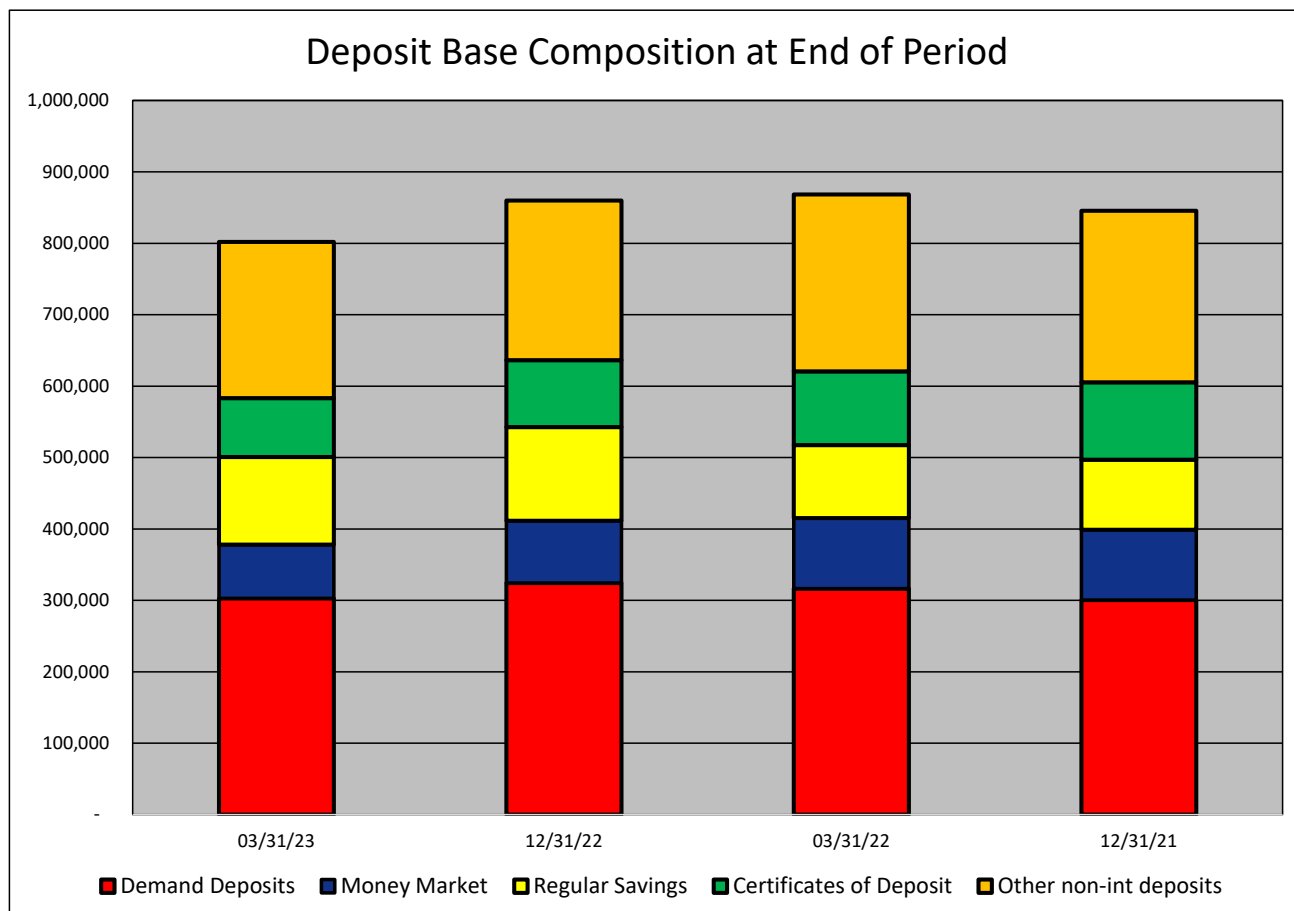
Beginning Balance	11,008	9,633	9,633	9,144	1,375	14.27
Total Recoveries	45	360	105	410	(60)	(57.14)
Total Charge-offs	54	185	30	121	24	80.00
Provision Expense	240	1,200	300	200	(60)	(20.00)
Writedown Transfer Loans HFS	-	-	-	-	-	NA
Adjustments	-	-	-	-	-	NA
Ending Balance	11,239	11,008	10,008	9,633	1,231	12.30

**NON-PERFORMING ASSETS:**

Total-90+ Days Past Due	16	16	-	-	16	NA
Total-Nonaccrual	3,676	4,358	2,125	3,705	1,551	72.99
Foreclosed Real Estate	-	-	78	78	(78)	(100.00)
Total Non-perf Assets	3,692	4,374	2,203	3,783	1,489	67.59

**DEPOSIT BASE COMPOSITION - Wauchula State Bank**  
(Dollars in Thousands)

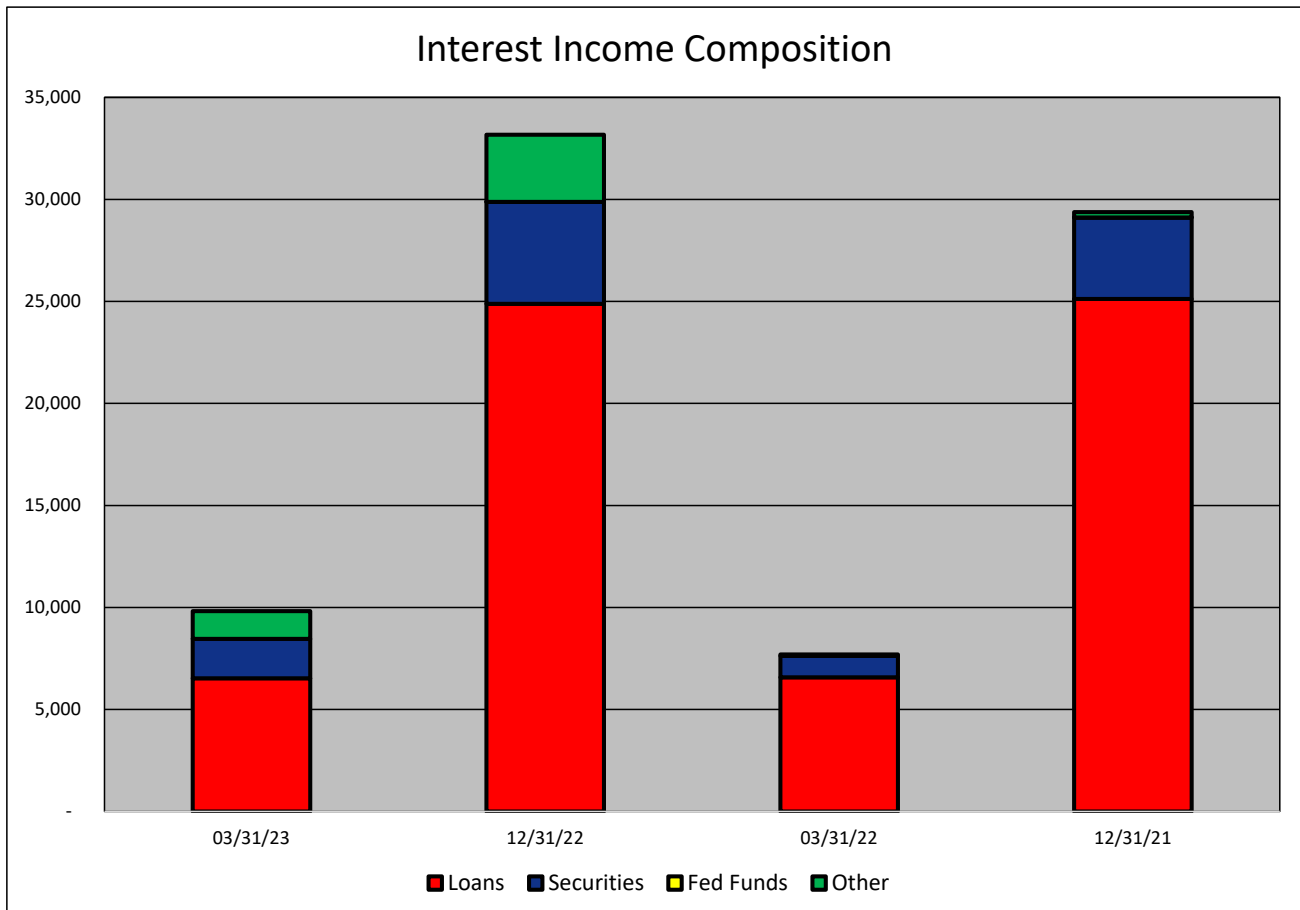
As of:	03/31/23	12/31/22	03/31/22	12/31/21	\$ Change 12 MTHS	% Change 12 MTHS
<b>DEPOSIT BASE CATEGORY:</b>						
Demand Deposits	302,926	324,248	316,412	300,484	(13,486)	(4.26)
Money Market	75,198	87,353	98,979	98,280	(23,781)	(24.03)
Regular Savings	122,783	131,170	102,114	98,192	20,669	20.24
Certificates of Deposit	82,397	93,527	103,128	108,215	(20,731)	(20.10)
Other non-int deposits	218,763	223,557	247,642	240,531	(28,879)	(11.66)
<b>Total Deposits</b>	<b>802,067</b>	<b>859,855</b>	<b>868,275</b>	<b>845,702</b>	<b>(66,208)</b>	<b>(7.63)</b>





**INTEREST INCOME COMPOSITION- Wauchula State Bank**  
(Dollars in Thousands)

As of:	03/31/23	12/31/22	03/31/22	12/31/21	\$ Change 12 MTHS	% Change 12 MTHS
<b>INTEREST INCOME CATEGORY</b>						
Loans	6,529	24,877	6,574	25,118	(45)	(0.68)
Securities	1,931	4,997	1,046	3,995	885	84.61
Fed Funds	-	1	-	1	-	NA
Other	1,361	3,299	81	268	1,280	1,580.25
<b>Total Int Income</b>	<b>9,821</b>	<b>33,174</b>	<b>7,701</b>	<b>29,382</b>	<b>2,120</b>	<b>27.53</b>

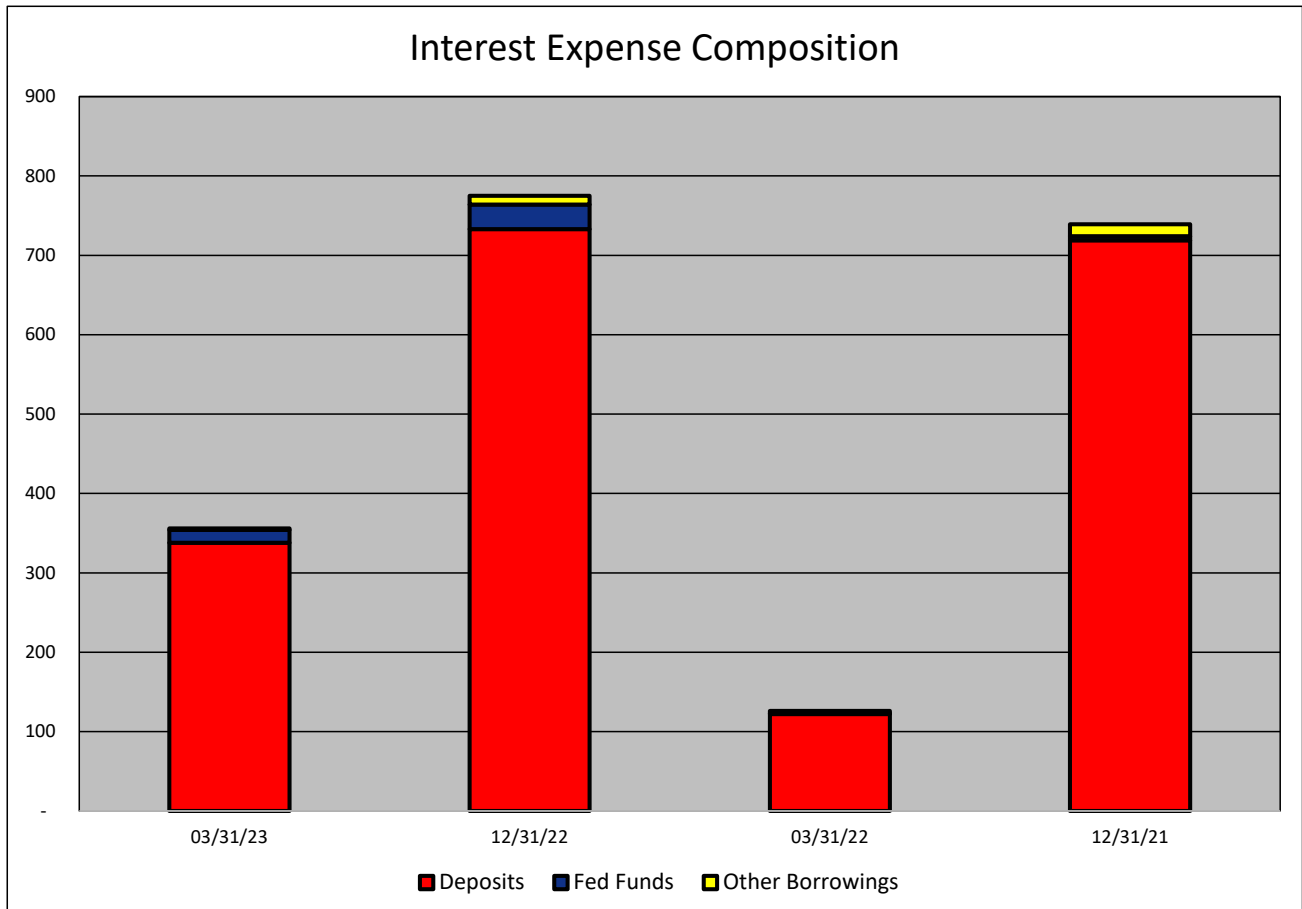


**INTEREST EXPENSE COMPOSITION- Wauchula State Bank**  
(Dollars in Thousands)

As of:	03/31/23	12/31/22	03/31/22	12/31/21	\$ Change 12 MTHS	% Change 12 MTHS
--------	----------	----------	----------	----------	----------------------	---------------------

**INTEREST EXPENSE CATEGORY**

Deposits	338	733	122	719	216	177.05
Fed Funds	16	31	1	5	15	1,500.00
Other Borrowings	2	11	3	15	(1)	(33.33)
<b>Total Int Expense</b>	<b>356</b>	<b>775</b>	<b>126</b>	<b>739</b>	<b>230</b>	<b>182.54</b>

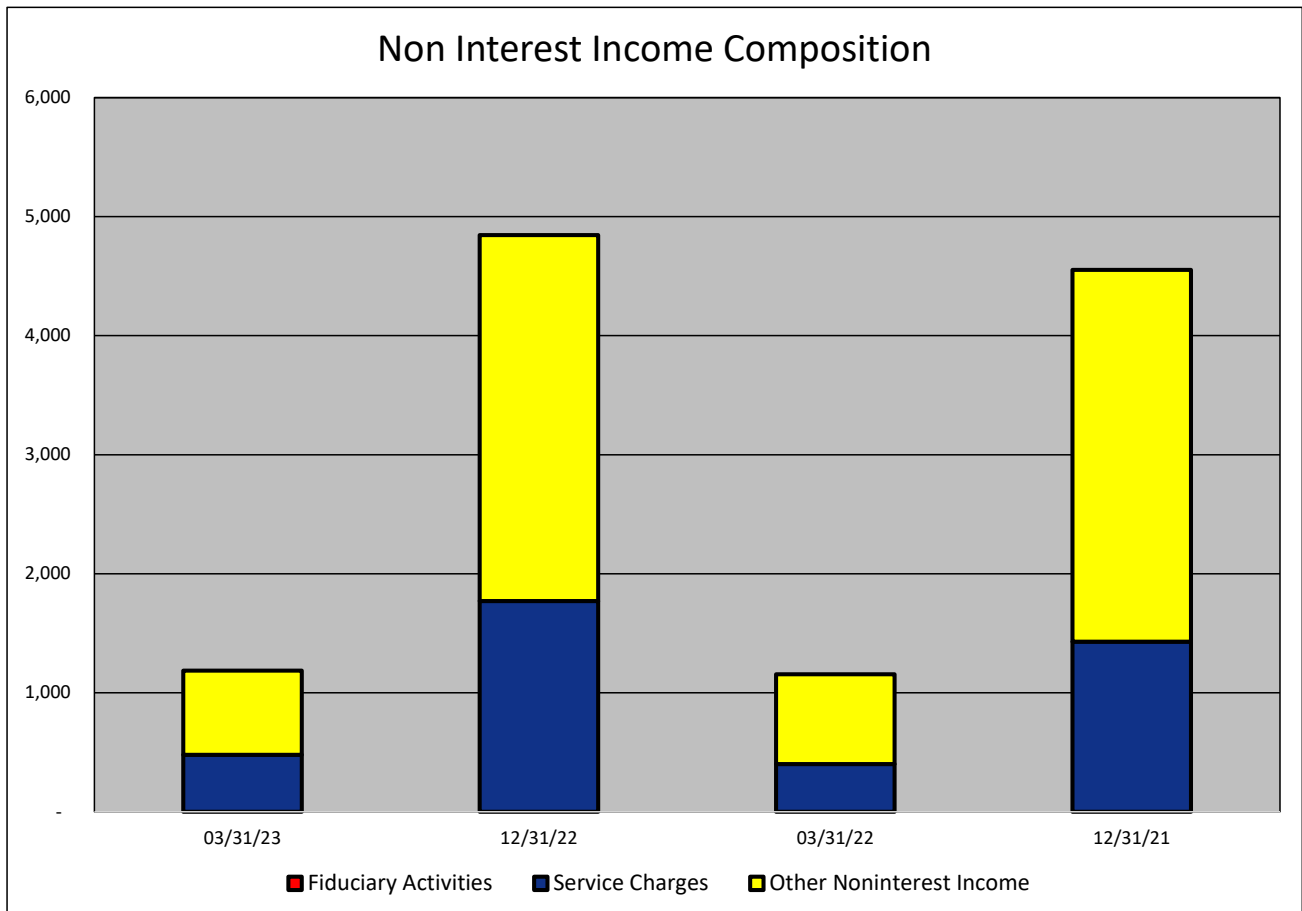


**NONINTEREST INCOME COMPOSITION- Wauchula State Bank**  
(Dollars in Thousands)

As of:	03/31/23	12/31/22	03/31/22	12/31/21	\$ Change 12 MTHS	% Change 12 MTHS
--------	----------	----------	----------	----------	----------------------	---------------------

**NONINTEREST INCOME CATEGORY**

Fiduciary Activities	-	-	-	-	-	NA
Service Charges	479	1,770	401	1,430	78	19.45
Other Noninterest Income	706	3,076	755	3,122	(49)	(6.49)
<b>Total Nonint. Income</b>	<b>1,185</b>	<b>4,846</b>	<b>1,156</b>	<b>4,552</b>	<b>29</b>	<b>2.51</b>

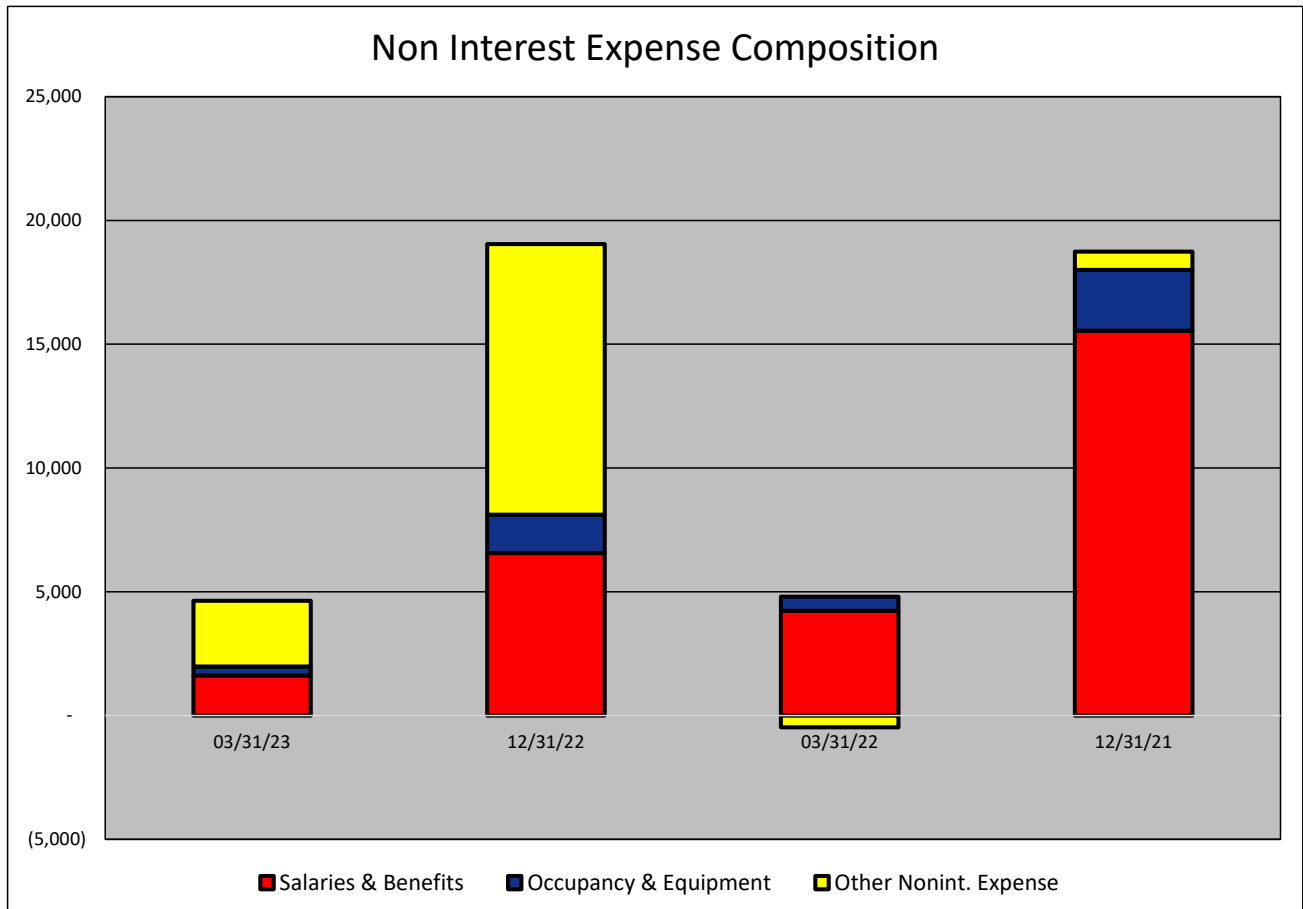


**NONINTEREST EXPENSE COMPOSITION- Wauchula State Bank**  
(Dollars in Thousands)

As of:	03/31/23	12/31/22	03/31/22	12/31/21	\$ Change 12 MTHS	% Change 12 MTHS
--------	----------	----------	----------	----------	----------------------	---------------------

**NONINTEREST EXPENSE CATEGORY**

Salaries & Benefits	1,622	6,558	4,234	15,542	(2612)	(61.69)
Occupancy & Equipment	357	1,553	564	2,458	(207)	(36.70)
Other Nonint. Expense	2,658	10,931	(472)	738	3130	(663.14)
<b>Total Nonint. Expense</b>	<b>4,637</b>	<b>19,042</b>	<b>4,326</b>	<b>18,738</b>	<b>311</b>	<b>7.19</b>



**PEER GROUP COMPARISONS REPORT**  
**Central Florida Group**

BALANCE SHEET

Institution name	Total Assets \$'000		% Change in Assets
	This Year	Last Year	
Cogent Bank	1,538,946	1,243,617	<b>23.75</b>
Sunrise Bank	469,766	407,599	<b>15.25</b>
First Bank	732,456	647,856	<b>13.06</b>
Heartland National Bank	747,606	674,869	<b>10.78</b>
United Southern Bank	929,534	840,015	<b>10.66</b>
Bank Of Central Florida	1,074,023	1,009,599	<b>6.38</b>
Axiom Bank, National Association	673,161	637,467	<b>5.60</b>
Citizens Bank And Trust	1,329,359	1,265,143	<b>5.08</b>
The First National Bank Of Mount Dora	389,434	382,657	<b>1.77</b>
Mainstreet Community Bank Of Florida	765,869	770,263	<b>(0.57)</b>
First National Bank Of Wauchula	88,168	89,224	<b>(1.18)</b>
Southstate Bank, National Association	44,902,537	46,182,119	<b>(2.77)</b>
Crews Bank & Trust	222,161	233,183	<b>(4.73)</b>
Surety Bank	194,892	204,905	<b>(4.89)</b>
Winter Park National Bank	717,750	759,789	<b>(5.53)</b>
First Colony Bank Of Florida	278,478	297,707	<b>(6.46)</b>
Wauchula State Bank	903,798	966,999	<b>(6.54)</b>
Citizens First Bank	3,742,550	4,013,670	<b>(6.75)</b>
Commerce Bank & Trust	159,450	178,053	<b>(10.45)</b>

<b>Select Peer Average</b>	3,150,523	3,200,249	2.23
----------------------------	-----------	-----------	------

**PEER GROUP COMPARISONS REPORT**  
**Central Florida Group**

BALANCE SHEET

Institution name	Total Loans \$000		% Change in Loans
	This Year	Last Year	
Cogent Bank	1,272,481	880,061	44.59
Sunrise Bank	370,928	261,403	41.90
Winter Park National Bank	394,592	295,385	33.59
Bank Of Central Florida	637,339	493,906	29.04
Citizens Bank And Trust	647,494	512,400	26.36
Commerce Bank & Trust	113,616	93,789	21.14
Southstate Bank, National Association	30,723,431	26,686,803	15.13
Axiom Bank, National Association	465,046	406,646	14.36
United Southern Bank	345,323	302,098	14.31
Crews Bank & Trust	94,840	83,391	13.73
The First National Bank Of Mount Dora	107,842	97,306	10.83
First Bank	390,000	354,896	9.89
Citizens First Bank	1,229,004	1,119,268	9.80
Mainstreet Community Bank Of Florida	486,019	444,996	9.22
Surety Bank	78,894	73,172	7.82
Wauchula State Bank	555,849	523,101	6.26
First National Bank Of Wauchula	65,968	64,938	1.59
Heartland National Bank	150,657	148,480	1.47
First Colony Bank Of Florida	170,284	181,013	(5.93)

<b>Select Peer Average</b>	2,015,769	1,738,055	16.06
----------------------------	-----------	-----------	-------

**PEER GROUP COMPARISONS REPORT**  
*Central Florida Group*

**CAPITAL RATIOS**  
For the three months ended March 31, 2023

Institution name	Equity/ Assets	Leverage Ratio	Tier 1 Risk- based Ratio	Risk based Capital Ratio	Common Equity Tier 1 Capital Ratio
Axiom Bank, National Association	12.88	<b>13.05</b>	16.20	17.45	16.20
Citizens First Bank	8.76	<b>11.58</b>	17.07	17.91	17.07
Surety Bank	8.59	<b>11.18</b>	22.57	23.57	22.57
The First National Bank Of Mount Dora	7.27	<b>10.74</b>	15.19	16.03	15.19
First National Bank Of Wauchula	9.43	<b>10.47</b>	0.00	0.00	0.00
Wauchula State Bank	10.67	<b>10.36</b>	0.00	0.00	0.00
Mainstreet Community Bank Of Florida	7.91	<b>9.84</b>	0.00	0.00	0.00
Commerce Bank & Trust	6.21	<b>9.79</b>	12.25	13.50	12.25
Southstate Bank, National Association	12.30	<b>9.70</b>	11.93	12.99	11.93
Sunrise Bank	8.17	<b>9.63</b>	0.00	0.00	0.00
Crews Bank & Trust	8.25	<b>8.83</b>	19.84	21.10	19.84
First Colony Bank Of Florida	8.43	<b>8.77</b>	13.22	14.47	13.22
Cogent Bank	8.14	<b>8.52</b>	10.28	11.52	10.28
First Bank	7.13	<b>8.44</b>	14.23	15.49	14.23
Bank Of Central Florida	6.83	<b>8.41</b>	11.99	12.81	11.99
United Southern Bank	2.96	<b>8.11</b>	15.52	16.78	15.52
Heartland National Bank	6.59	<b>7.88</b>	25.14	26.22	25.14
Citizens Bank And Trust	1.39	<b>7.17</b>	12.36	13.31	12.36
Winter Park National Bank	5.71	<b>7.02</b>	11.77	12.87	11.77

<b>Select Peer Average</b>	7.77	9.45	12.08	12.95	12.08
----------------------------	------	------	-------	-------	-------

**PEER GROUP COMPARISONS REPORT**  
*Central Florida Group*

**BALANCE SHEET RATIOS**  
For the three months ended March 31, 2023

Institution name	Loans/ Deposits	Gross Loans/ Assets	Securities/ Assets
Cogent Bank	<b>94.34</b>	82.69	13.96
Sunrise Bank	<b>89.97</b>	78.96	16.54
Axiom Bank, National Association	<b>87.91</b>	69.08	7.13
First National Bank Of Wauchula	<b>84.38</b>	74.82	7.03
Southstate Bank, National Association	<b>84.15</b>	68.42	17.36
Commerce Bank & Trust	<b>82.35</b>	71.25	19.74
Mainstreet Community Bank Of Florida	<b>69.42</b>	63.46	27.66
<b>Wauchula State Bank</b>	<b>69.30</b>	<b>61.50</b>	<b>27.87</b>
First Colony Bank Of Florida	<b>67.26</b>	61.15	19.66
Bank Of Central Florida	<b>64.22</b>	59.34	22.90
Winter Park National Bank	<b>58.50</b>	54.98	37.06
First Bank	<b>57.72</b>	53.25	23.64
Citizens Bank And Trust	<b>52.34</b>	48.71	43.96
Crews Bank & Trust	<b>46.67</b>	42.69	28.72
Surety Bank	<b>44.33</b>	40.48	16.05
United Southern Bank	<b>42.16</b>	37.15	44.68
Citizens First Bank	<b>37.22</b>	32.84	60.58
The First National Bank Of Mount Dora	<b>30.12</b>	27.69	64.78
Heartland National Bank	<b>21.84</b>	20.15	43.68

<b>Select Peer Average</b>	<b>62.33</b>	<b>55.19</b>	<b>28.58</b>
----------------------------	--------------	--------------	--------------



**PEER GROUP COMPARISONS REPORT**  
*Central Florida Group*

**PROFITABILITY RATIOS**  
For the three months ended March 31, 2023

Institution name	Avg Total Assets (\$000)	Return on Avg Assets	Return on Avg Equity
Surety Bank	198,752	<b>3.12</b>	38.47
Wauchula State Bank	951,041	<b>2.40</b>	24.45
Crews Bank & Trust	223,813	<b>1.91</b>	24.23
First Colony Bank Of Florida	292,364	<b>1.83</b>	22.90
Heartland National Bank	751,620	<b>1.75</b>	28.19
Cogent Bank	1,525,136	<b>1.43</b>	17.90
Citizens First Bank	3,907,881	<b>1.42</b>	18.09
Southstate Bank, National Association	44,937,452	<b>1.33</b>	10.97
Winter Park National Bank	741,288	<b>1.31</b>	24.11
Sunrise Bank	466,370	<b>1.27</b>	15.90
The First National Bank Of Mount Dora	389,566	<b>1.12</b>	16.43
First National Bank Of Wauchula	89,720	<b>1.03</b>	11.31
United Southern Bank	906,302	<b>1.02</b>	36.97
First Bank	703,578	<b>0.98</b>	13.71
Mainstreet Community Bank Of Florida	776,768	<b>0.88</b>	11.73
Commerce Bank & Trust	156,844	<b>0.87</b>	14.24
Bank Of Central Florida	1,073,845	<b>0.83</b>	12.44
Citizens Bank And Trust	1,381,020	<b>0.82</b>	103.72
Axiom Bank, National Association	661,998	<b>(0.07)</b>	(0.54)

<b>Select Peer Average</b>	3,165,019	1.33	23.43
----------------------------	-----------	------	-------

**PEER GROUP COMPARISONS REPORT**  
*Central Florida Group*

**PROFITABILITY RATIOS**  
For the three months ended March 31, 2023

Institution name	Noninterest Income/AA	Net Overhead Ratio	Efficiency Ratio	Assets (per million) per Employee
Heartland National Bank	0.26	1.04	<b>35.90</b>	12.67
Wauchula State Bank	0.50	1.45	<b>43.00</b>	3.70
Winter Park National Bank	0.07	1.05	<b>43.74</b>	25.63
First Colony Bank Of Florida	0.07	1.60	<b>44.96</b>	14.66
Citizens First Bank	0.57	1.00	<b>46.07</b>	9.20
Surety Bank	3.60	(0.29)	<b>50.59</b>	5.27
Southstate Bank, National Association	0.71	1.45	<b>51.67</b>	8.83
Crews Bank & Trust	0.55	1.82	<b>54.72</b>	9.26
Cogent Bank	0.35	2.25	<b>55.64</b>	8.10
Bank Of Central Florida	0.22	1.61	<b>58.79</b>	11.55
First Bank	1.09	1.25	<b>58.83</b>	7.18
United Southern Bank	0.59	1.51	<b>59.95</b>	6.20
Sunrise Bank	0.11	2.21	<b>61.42</b>	8.70
Mainstreet Community Bank Of Florida	0.33	1.90	<b>65.91</b>	7.51
The First National Bank Of Mount Dora	1.85	1.67	<b>70.72</b>	4.81
Commerce Bank & Trust	0.18	2.43	<b>72.54</b>	7.25
Citizens Bank And Trust	0.67	1.61	<b>72.74</b>	7.00
First National Bank Of Wauchula	0.34	3.56	<b>78.31</b>	3.15
Axiom Bank, National Association	1.03	4.06	<b>97.30</b>	4.16

<b>Select Peer Average</b>	0.69	1.75	59.09	8.67
----------------------------	------	------	-------	------

**PEER GROUP COMPARISONS REPORT**  
*Central Florida Group*

**ASSET QUALITY RATIOS**  
For the three months ended March 31, 2023

Institution name	Allowance/ Loans	Nonperf Loans/ Total Loans	Nonperf Assets/ Total Assets	Adjusted Texas Ratio
Commerce Bank & Trust	1.50	0.00	<b>0.00</b>	0.00
Bank Of Central Florida	0.97	0.00	<b>0.00</b>	0.00
First Colony Bank Of Florida	1.73	0.00	<b>0.00</b>	0.00
Mainstreet Community Bank Of Florida	1.22	0.00	<b>0.00</b>	0.00
Sunrise Bank	1.28	0.00	<b>0.00</b>	0.00
Winter Park National Bank	1.22	0.00	<b>0.00</b>	0.00
Crews Bank & Trust	2.65	0.02	<b>0.01</b>	0.09
Citizens First Bank	1.66	0.08	<b>0.04</b>	0.38
Citizens Bank And Trust	1.06	0.20	<b>0.10</b>	4.99
The First National Bank Of Mount Dora	1.73	0.36	<b>0.10</b>	1.30
United Southern Bank	2.68	0.37	<b>0.14</b>	3.44
Heartland National Bank	1.49	0.97	<b>0.20</b>	2.84
Cogent Bank	1.16	0.31	<b>0.25</b>	2.78
Southstate Bank, National Association	1.21	0.41	<b>0.29</b>	2.69
First Bank	1.69	0.60	<b>0.32</b>	3.65
Wauchula State Bank	2.02	0.66	<b>0.41</b>	3.43
Surety Bank	1.25	1.31	<b>0.53</b>	5.82
First National Bank Of Wauchula	1.39	0.96	<b>0.72</b>	6.88
Axiom Bank, National Association	1.23	2.52	<b>1.75</b>	12.76

<b>Select Peer Average</b>	1.53	0.46	0.26	2.69
----------------------------	------	------	------	------

**PEER GROUP COMPARISONS REPORT**  
*Central Florida Group*

**STATEMENT OF CONDITION (% OF ASSETS)**  
**For the three months ended March 31, 2023**

Institution name	Cash & Nointerest bearing Deps	Interest- bearing Bal	Fed Funds Sold & Repos	Held to Maturity Secs	Available for Sale Secs
Surety Bank	<b>26.01</b>	13.63	0.00	0.00	16.05
First National Bank Of Wauchula	<b>5.87</b>	8.01	0.00	0.00	7.03
Commerce Bank & Trust	<b>3.58</b>	2.19	0.00	0.00	19.74
Axiom Bank, National Association	<b>3.46</b>	14.58	0.00	0.00	7.13
First Bank	<b>2.56</b>	15.66	1.40	0.00	23.64
First Colony Bank Of Florida	<b>2.35</b>	16.70	0.00	11.08	8.59
Southstate Bank, National Association	<b>1.24</b>	2.96	0.24	5.87	11.49
Mainstreet Community Bank Of Florida	<b>1.18</b>	2.76	0.18	0.00	27.66
Heartland National Bank	<b>1.08</b>	32.67	0.00	0.00	43.68
Winter Park National Bank	<b>1.03</b>	5.15	0.00	22.24	14.82
<b>Wauchula State Bank</b>	<b>0.98</b>	<b>9.24</b>	<b>0.00</b>	<b>21.76</b>	<b>6.11</b>
Crews Bank & Trust	<b>0.95</b>	26.64	0.00	18.82	9.89
United Southern Bank	<b>0.79</b>	12.69	0.00	1.26	43.42
Citizens First Bank	<b>0.74</b>	0.19	2.18	0.00	60.58
Sunrise Bank	<b>0.64</b>	1.74	0.00	1.06	15.48
Bank Of Central Florida	<b>0.51</b>	14.15	0.00	0.00	22.90
The First National Bank Of Mount Dora	<b>0.43</b>	1.01	0.00	0.00	64.78
Citizens Bank And Trust	<b>0.35</b>	4.67	0.00	0.00	43.96
Cogent Bank	<b>0.13</b>	2.58	0.00	0.00	13.96

<b>Select Peer Average</b>	<b>2.84</b>	<b>9.85</b>	<b>0.21</b>	<b>4.32</b>	<b>24.26</b>
----------------------------	-------------	-------------	-------------	-------------	--------------

**PEER GROUP COMPARISONS REPORT**  
*Central Florida Group*

**STATEMENT OF CONDITION (% OF ASSETS)**  
**For the three months ended March 31, 2023**

Institution name	Net Loans & Leases	Premises & Fixed Assets	Total Real Estate Owned	Intangible Assets
Cogent Bank	<b>81.73</b>	0.38	0.00	0.08
Sunrise Bank	<b>77.95</b>	2.02	0.00	0.01
First National Bank Of Wauchula	<b>73.78</b>	1.41	0.00	0.00
Commerce Bank & Trust	<b>70.19</b>	0.56	0.00	0.00
Axiom Bank, National Association	<b>68.24</b>	2.72	0.01	0.19
Southstate Bank, National Association	<b>67.54</b>	1.19	0.01	4.72
Mainstreet Community Bank Of Florida	<b>62.65</b>	2.26	0.00	0.01
<b>Wauchula State Bank</b>	<b>60.26</b>	<b>0.79</b>	<b>0.00</b>	<b>0.00</b>
First Colony Bank Of Florida	<b>60.09</b>	0.55	0.00	0.00
Bank Of Central Florida	<b>58.77</b>	1.43	0.00	0.02
Winter Park National Bank	<b>54.31</b>	0.43	0.00	0.00
First Bank	<b>52.34</b>	1.98	0.00	0.00
Citizens Bank And Trust	<b>48.19</b>	1.23	0.00	0.00
Crews Bank & Trust	<b>41.56</b>	1.68	0.00	0.00
Surety Bank	<b>39.98</b>	1.02	0.00	0.00
United Southern Bank	<b>36.16</b>	1.11	0.00	0.00
Citizens First Bank	<b>31.90</b>	1.22	0.01	0.37
The First National Bank Of Mount Dora	<b>27.21</b>	1.26	0.00	0.00
Heartland National Bank	<b>19.80</b>	0.53	0.00	0.00

<b>Select Peer Average</b>	54.35	1.25	0.00	0.28
----------------------------	-------	------	------	------

**PEER GROUP COMPARISONS REPORT**  
*Central Florida Group*

**STATEMENT OF CONDITION (% OF TOTAL FUNDING SOURCES)**  
**For the three months ended March 31, 2023**

Institution name	Non Interest Bearing Deps	Interest Bearing Deps	Total Deps	Total Fed Funds & Repos	Other Borrowed Money
Surety Bank	<b>49.07</b>	50.93	100.00	0.00	0.00
Crews Bank & Trust	<b>46.91</b>	53.09	100.00	0.00	0.00
The First National Bank Of Mount Dora	<b>46.25</b>	53.75	100.00	0.00	0.00
First Colony Bank Of Florida	<b>41.37</b>	58.63	100.00	0.00	0.00
Citizens Bank And Trust	<b>37.83</b>	57.52	95.35	1.80	2.85
<b>Wauchula State Bank</b>	<b>37.79</b>	61.76	99.54	0.43	0.03
First Bank	<b>37.74</b>	62.26	100.00	0.00	0.00
Mainstreet Community Bank Of Florida	<b>37.74</b>	62.26	100.00	0.00	0.00
Bank Of Central Florida	<b>36.73</b>	63.27	100.00	0.00	0.00
Sunrise Bank	<b>35.22</b>	61.49	96.72	0.00	3.28
First National Bank Of Wauchula	<b>33.90</b>	66.10	100.00	0.00	0.00
Cogent Bank	<b>33.24</b>	62.98	96.22	0.00	3.78
Southstate Bank, National Association	<b>33.02</b>	63.17	96.19	1.43	2.38
Winter Park National Bank	<b>31.80</b>	68.20	100.00	0.00	0.00
Commerce Bank & Trust	<b>31.27</b>	62.15	93.42	1.17	5.42
United Southern Bank	<b>28.46</b>	63.16	91.61	0.00	8.39
Heartland National Bank	<b>27.31</b>	72.24	99.55	0.45	0.00
Axiom Bank, National Association	<b>23.81</b>	67.56	91.36	0.00	8.64
Citizens First Bank	<b>20.89</b>	76.63	97.52	2.48	0.00

<b>Select Peer Average</b>	35.28	62.48	97.76	0.41	1.83
----------------------------	-------	-------	-------	------	------

**PEER GROUP COMPARISONS REPORT**  
*Central Florida Group*

**YIELDS, COSTS & SPREADS - ASSET YIELDS**  
For the three months ended March 31, 2023

Institution name	Yield on Earning Assets	Cost of Funds	Net Interest Margin	Avg Earning Assets/AA
First National Bank Of Wauchula	5.51	0.67	<b>5.08</b>	91.27
Axiom Bank, National Association	5.88	1.96	<b>4.53</b>	92.82
Cogent Bank	5.65	2.57	<b>4.19</b>	101.97
Surety Bank	4.88	1.13	<b>4.06</b>	69.68
Wauchula State Bank	4.19	0.27	<b>4.04</b>	98.60
Southstate Bank, National Association	4.45	1.01	<b>3.82</b>	90.13
Crews Bank & Trust	3.83	0.10	<b>3.78</b>	98.88
Sunrise Bank	5.07	2.26	<b>3.75</b>	97.76
First Colony Bank Of Florida	4.22	0.76	<b>3.55</b>	98.83
Heartland National Bank	4.27	1.17	<b>3.46</b>	96.93
Commerce Bank & Trust	4.33	1.85	<b>3.39</b>	99.07
Mainstreet Community Bank Of Florida	4.03	1.37	<b>3.24</b>	94.42
First Bank	3.98	1.62	<b>2.99</b>	95.80
Bank Of Central Florida	4.09	1.92	<b>2.96</b>	97.15
The First National Bank Of Mount Dora	3.32	0.71	<b>2.92</b>	98.62
United Southern Bank	3.37	0.78	<b>2.85</b>	101.76
Citizens First Bank	3.42	0.85	<b>2.79</b>	97.40
Citizens Bank And Trust	3.40	1.42	<b>2.56</b>	95.36
Winter Park National Bank	3.83	1.94	<b>2.55</b>	97.50
<b>Select Peer Average</b>	4.30	1.28	3.66	95.47