

# The First National Bank Of South Miami

South Miami, FL

Established

4/3/1952

## Florida Bank and Thrift Performance Report

### Table of Contents

<b>Title</b>	<b>Page</b>
PEER GROUP POSITION	1
EXECUTIVE SUMMARY	2
SELECTED FINANCIAL DATA	3
SECURITIES COMPOSITION	4
LOAN PORTFOLIO COMPOSITION	5
LOAN PORTFOLIO QUALITY	6
DEPOSIT BASE COMPOSITION	7
INTEREST INCOME COMPOSITION	8
INTEREST EXPENSE COMPOSITION	9
NONINTEREST INCOME COMPOSITION	10
NONINTEREST EXPENSE COMPOSITION	11
PEER GROUP COMPARISONS REPORT	12-22

#### **FLORIDA BANKING TEAM**

Ed Hacker, Robert Brink, Ted Hacker, Steve Kania, David Ajvazi, Michael Squitieri, Erica Hines, Sacha Widmaier, Kristin Moroso, Anthony Hagbartsen, Matthew Hanley, Jordan Augustyniak, Madeline Bogumil, Natalie Filippone, Lauren Klindt, Phillip Berdeguer, Andrew Joyce, Dylan Frayne, Mai Tran, Meranda Joseph, Patricia Romero, Vanessa Hossler, Adam McCord

Information contained herein was obtained from FIS is believed to be reliable however, accuracy is not guaranteed and all peer and state averages are simple averages.

**PEER GROUP POSITION**

For the  
*South Florida Group*

**For the six months June 30, 2022**

Institution name	Total Assets (\$'000's)
Bankunited, National Association	36,428,574
City National Bank Of Florida	23,177,678
Amerant Bank, National Association	8,127,227
Ocean Bank	5,402,416
Bradesco Bac Florida Bank	2,952,433
Professional Bank	2,657,026
Banesco Usa	2,593,150
U. S. Century Bank	2,016,086
First State Bank Of The Florida Keys	1,300,709
Grove Bank & Trust	1,204,210
Helm Bank Usa	1,178,553
Pacific National Bank	1,108,611
Banco Do Brasil Americas	1,092,652
Apollo Bank	1,061,855
<b>The First National Bank Of South Miami</b>	<b>1,035,705</b>
International Finance Bank	960,942
Terrabank, National Association	664,648
Intercredit Bank, National Association	480,292
Sunstate Bank	474,747
Interamerican Bank, A Fsb	277,095
Eastern National Bank	251,494
Gulf Atlantic Bank	103,828
Plus International Bank	61,613

Institution name	Return on Avg Assets (%)
First State Bank Of The Florida Keys	1.24
City National Bank Of Florida	1.22
U. S. Century Bank	1.03
Apollo Bank	1.02
Bankunited, National Association	0.93
Ocean Bank	0.93
Banesco Usa	0.89
International Finance Bank	0.84
Bradesco Bac Florida Bank	0.77
Pacific National Bank	0.76
Professional Bank	0.76
Amerant Bank, National Association	0.75
Sunstate Bank	0.49
Helm Bank Usa	0.48
<b>The First National Bank Of South Miami</b>	<b>0.41</b>
Banco Do Brasil Americas	0.40
Grove Bank & Trust	0.38
Terrabank, National Association	0.37
Intercredit Bank, National Association	0.30
Interamerican Bank, A Fsb	0.16
Plus International Bank	(0.11)
Gulf Atlantic Bank	(1.08)
Eastern National Bank	(1.33)

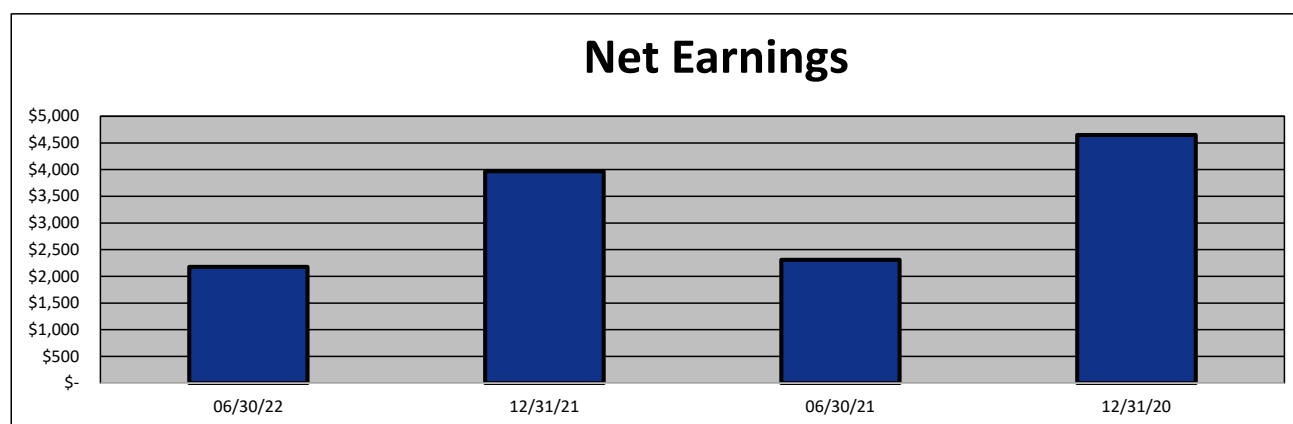
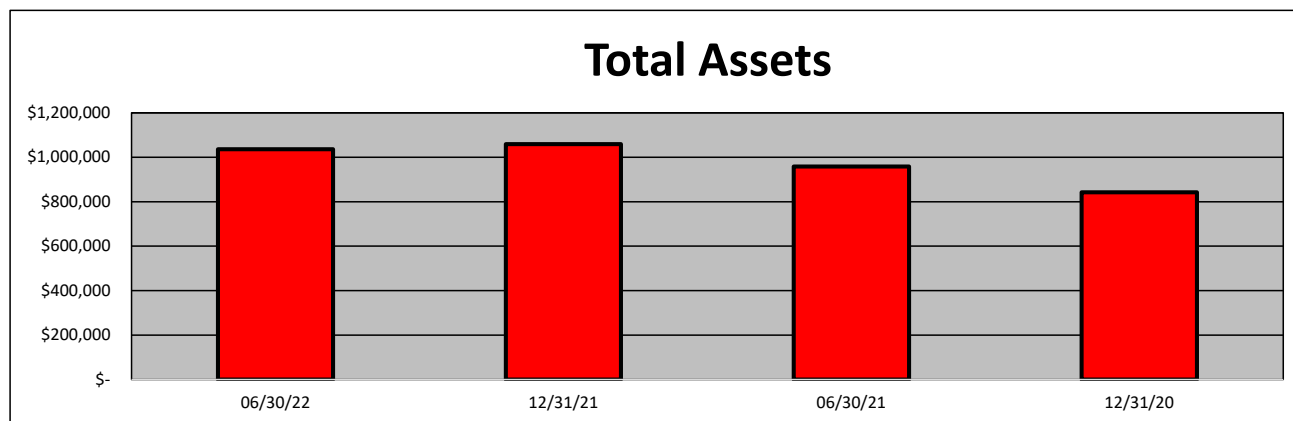
**EXECUTIVE SUMMARY - The First National Bank of South Miami  
(Percentage)**

<b>Period Ending</b>	<b>06/30/22</b>	<b>12/31/21</b>	<b>06/30/21</b>	<b>12/31/20</b>	<b>State Avg.</b>	<b>Peer Avg.</b>
<b>CAPITAL RATIOS</b>						
Equity/Assets	7.42	7.99	8.73	9.79	10.08	9.39
Leverage Ratio	8.21	8.23	8.98	9.92	10.09	10.02
Tier 1 Cap/Risk Based Assets	15.46	16.33	16.11	15.77	16.44	15.94
Risk Based Ratio	16.71	17.58	17.36	17.03	17.29	17.04
Common Equity Tier 1 Capital Ratio	15.46	16.33	16.11	15.77	16.42	15.27
<b>BALANCE SHEET RATIOS:</b>						
Loan/Deposit Ratio	59.55	58.60	69.91	84.69	64.07	74.48
Loans/Assets	51.97	51.62	61.33	72.85	52.71	63.78
Securities/Assets	21.58	11.91	8.93	8.42	17.27	19.13
<b>PROFITABILITY:</b>						
Return on Avg Assets	0.41	0.41	0.51	0.56	0.67	0.50
Return on Avg Equity	5.42	4.76	5.57	5.78	9.14	5.80
Nonint Income/Avg Assets	0.38	0.38	0.39	0.38	0.86	0.44
Net Overhead Ratio	1.74	1.97	2.12	2.21	1.91	2.08
Efficiency Ratio	79.67	82.20	78.91	76.35	225.75	78.13
Assets (per million) per Employee	8.22	8.97	7.67	7.02	9.27	9.71
<b>ASSET QUALITY:</b>						
Reserves/Loans	1.47	1.45	1.32	1.31	1.36	1.29
Nonperforming Loans/Total Loans	0.61	0.55	1.82	1.51	0.69	0.60
Nonperforming Assets/Total Assets	0.32	0.28	1.11	1.10	0.47	0.40
Adjusted Texas Ratio	3.89	3.22	11.68	10.21	3.38	3.09
<b>YIELDS &amp; COSTS:</b>						
Yield on earning assets	2.69	2.97	3.35	3.78	3.18	3.28
Cost of funds	0.44	0.59	0.65	0.74	0.42	0.41
Net interest margin	2.38	2.56	2.90	3.13	2.61	2.83
Avg Earning Assets/Avg Assets	96.08	96.66	96.22	96.28	90.17	93.46

**SELECTED FINANCIAL DATA - The First National Bank of South Miami**  
(Dollars in Thousands)

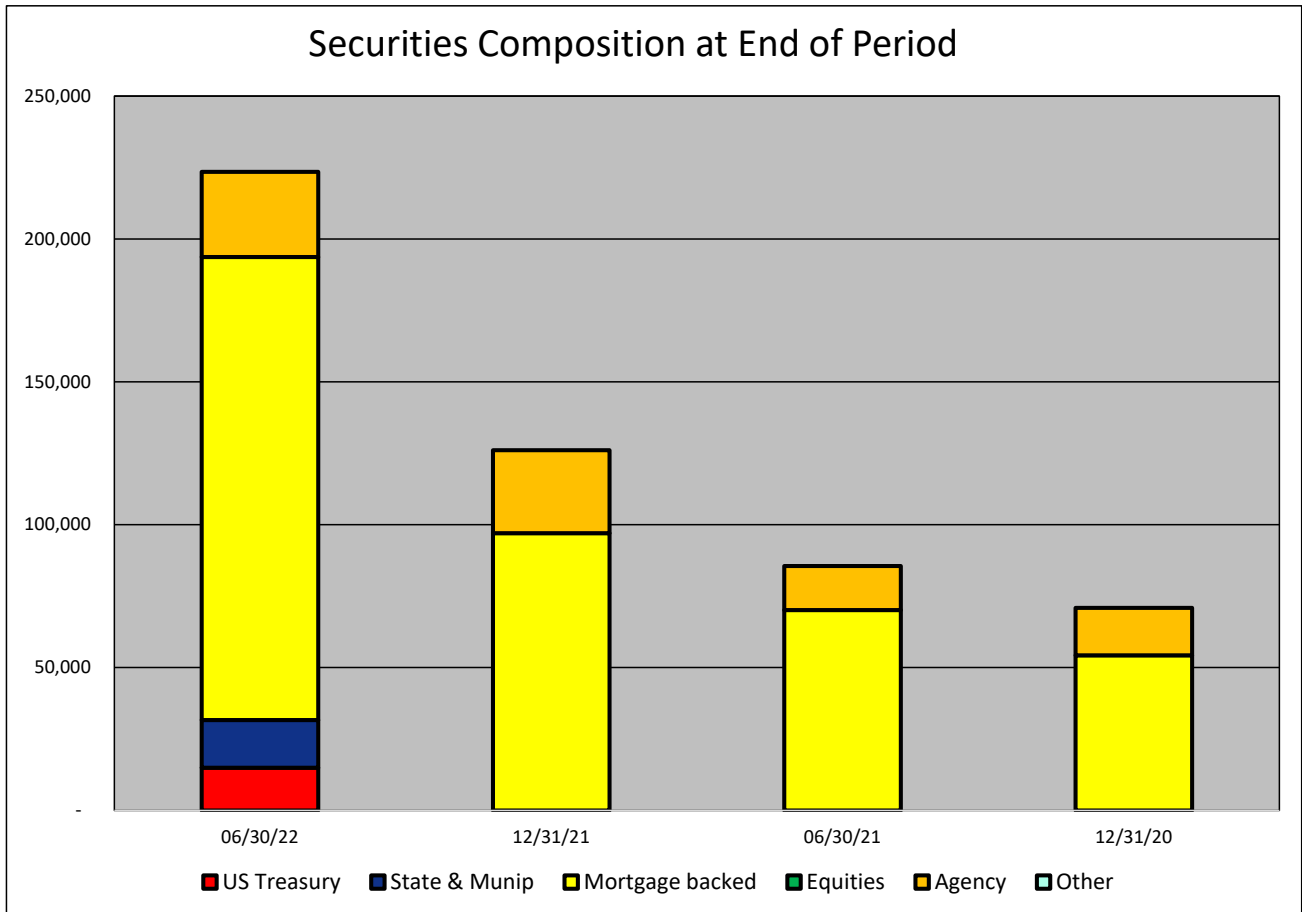
<b>As of:</b>	<b>06/30/22</b>	<b>12/31/21</b>	<b>06/30/21</b>	<b>12/31/20</b>	<b>\$ Change 12 MTHS</b>	<b>% Change 12 MTHS</b>
Total Assets	1,035,705	1,058,636	958,402	841,891	77,303	8.07
Cash and Equivalents	263,190	379,798	277,447	148,954	(14,257)	(5.14)
Securities	223,519	126,086	85,581	70,924	137,938	161.18
Loans, net	538,238	546,497	587,744	613,342	(49,506)	(8.42)
Deposit Accounts	903,892	932,536	840,707	724,223	63,185	7.52
Fed Funds & Repos	46,629	38,566	32,499	33,615	14,130	43.48
Total Equity	76,881	84,563	83,642	82,451	(6,761)	(8.08)

<b>Period Ending</b>	<b>06/30/22</b>	<b>12/31/21</b>	<b>06/30/21</b>	<b>12/31/20</b>	<b>\$ Change 12 MTHS</b>	<b>% Change 12 MTHS</b>
Net Earnings	2,176	3,968	2,312	4,648	(136)	(5.88)
Interest Income	13,746	27,778	14,750	30,489	(1,004)	(6.81)
Interest Expense	1,593	3,842	1,981	5,257	(388)	(19.59)
Net Interest Income	12,153	23,936	12,769	25,232	(616)	(4.82)
Prov for Loan Loss	(92)	(177)	(126)	925	34	(26.98)
Noninterest income	2,001	3,680	1,775	3,175	226	12.73
Gain on Sale of Securities	(94)	(37)	(27)	(139)	(67)	248.15
Noninterest Expense	11,287	22,701	11,476	21,690	(189)	(1.65)
Net Operating Income	2,959	5,092	3,194	5,792	(235)	(7.36)
Income Taxes	689	1,087	855	1,005	(166)	(19.42)



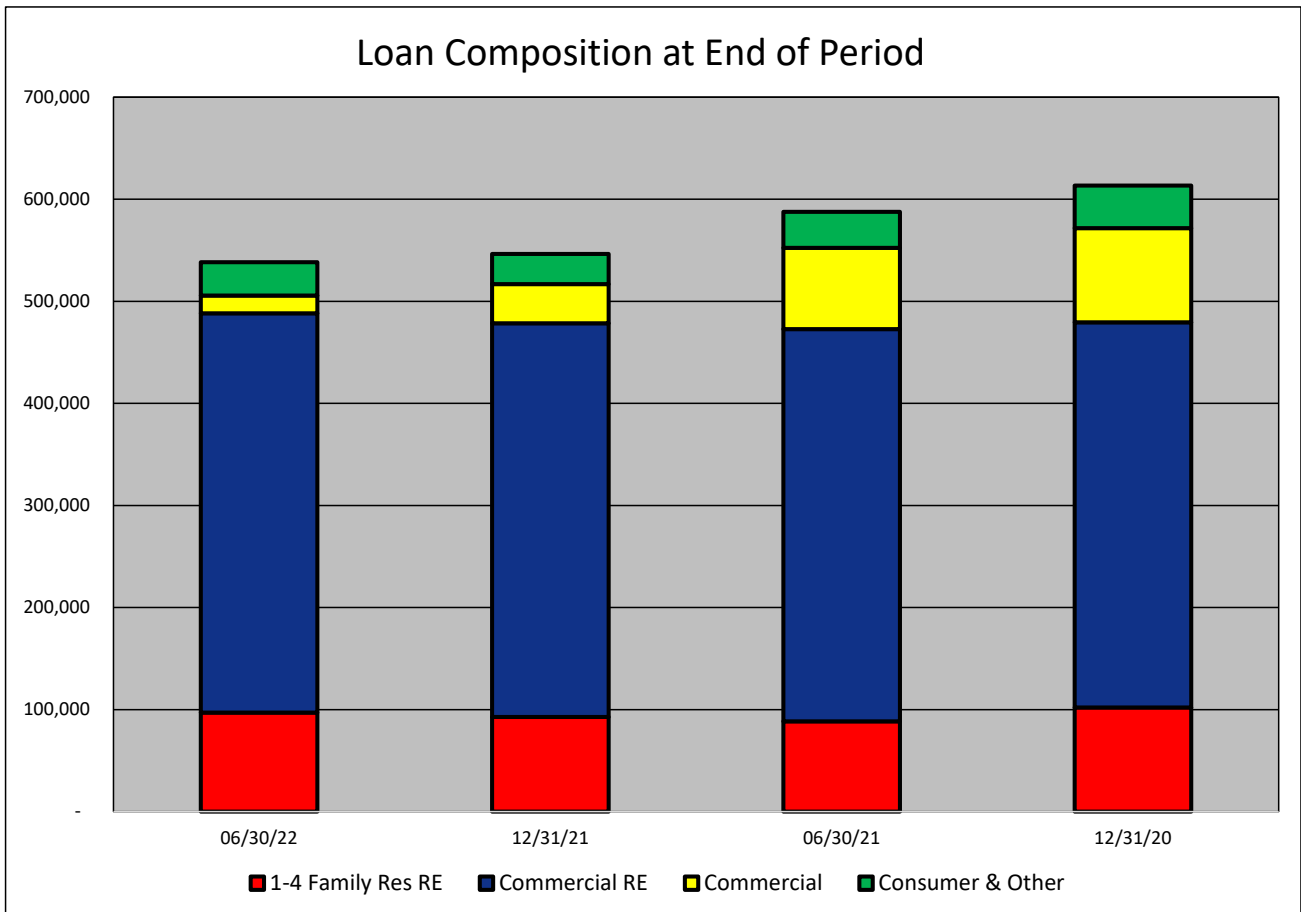
**SECURITIES COMPOSITION - The First National Bank of South Miami**  
(Dollars in Thousands)

As of:	06/30/22	12/31/21	06/30/21	12/31/20	\$ Change 12 MTHS	% Change 12 MTHS
<b>SECURITIES CATEGORY:</b>						
US Treasury	14,966	-	-	-	14,966	NA
State & Munip	16,646	-	-	-	16,646	NA
Mortgage backed	162,087	97,021	70,145	54,312	91,942	131.07
Equities	-	-	-	-	-	NA
Agency	29,820	29,065	15,436	16,612	14,384	93.18
Other	-	-	-	-	-	NA
<b>Total Securities</b>	<b>223,519</b>	<b>126,086</b>	<b>85,581</b>	<b>70,924</b>	<b>137,938</b>	<b>161.18</b>



**LOAN PORTFOLIO COMPOSITION - The First National Bank of South Miami**  
(Dollars in Thousands)

As of:	06/30/22	12/31/21	06/30/21	12/31/20	\$ Change 12 MTHS	% Change 12 MTHS
<b>LOAN CATEGORY:</b>						
1-4 Family Res RE	96,934	92,710	88,503	101,985	8,431	9.53
Commercial RE	391,342	385,884	384,224	377,390	7,118	1.85
Commercial	17,465	38,347	79,683	92,260	(62,218)	(78.08)
Consumer & Other	32,497	29,556	35,334	41,707	(2,837)	(8.03)
Loans, Net	538,238	546,497	587,744	613,342	(49,506)	(8.42)



**LOAN PORTFOLIO QUALITY - The First National Bank of South Miami**  
(Dollars in Thousands)

As of:	06/30/22	12/31/21	06/30/21	12/31/20	\$ Change 12 MTHS	% Change 12 MTHS
--------	----------	----------	----------	----------	----------------------	---------------------

**LOAN LOSS RESERVE ACTIVITY:**

Beginning Balance	7,921	8,046	8,046	7,461	(125)	(1.55)
Total Recoveries	62	216	-	-	62	NA
Total Charge-offs	-	21	1	340	(1)	(100.00)
Provision Expense	(92)	(177)	(126)	925	34	(26.98)
Writedown Transfer Loans HFS	-	-	-	-	-	NA
Adjustments	-	(143)	(143)	-	143	(100.00)
Ending Balance	7,891	7,921	7,776	8,046	115	1.48

**NON-PERFORMING ASSETS:**

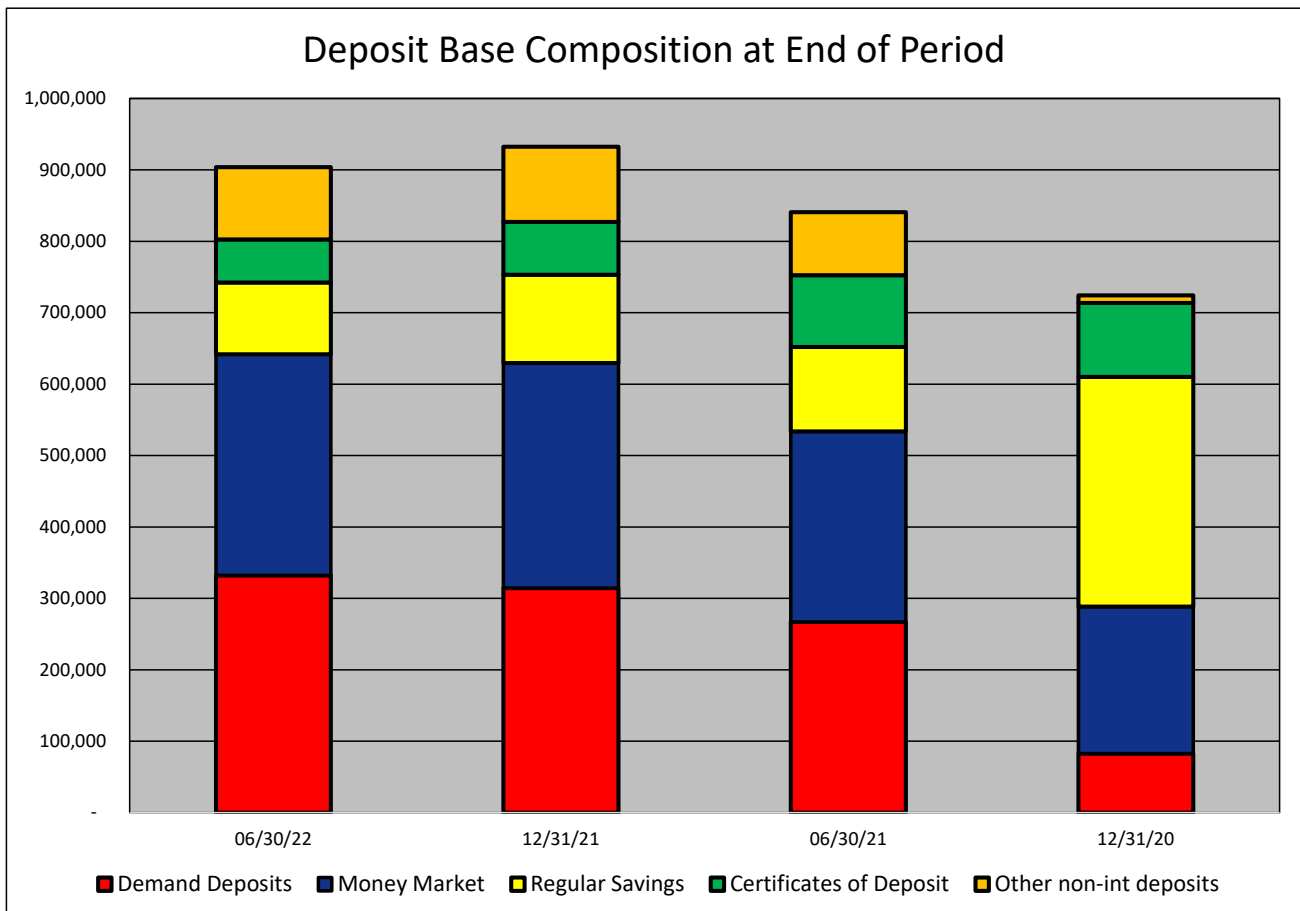
Total-90+ Days Past Due	1,170	218	1,198	918	(28)	(2.34)
Total-Nonaccrual	2,129	2,762	9,484	8,324	(7,355)	(77.55)
Foreclosed Real Estate	-	-	-	-	-	NA
Total Non-perf Assets	3,299	2,980	10,682	9,242	(7,383)	(69.12)

**DEPOSIT BASE COMPOSITION - The First National Bank of South Miami**  
(Dollars in Thousands)

As of:	06/30/22	12/31/21	06/30/21	12/31/20	\$ Change 12 MTHS	% Change 12 MTHS
--------	----------	----------	----------	----------	----------------------	---------------------

**DEPOSIT BASE CATEGORY:**

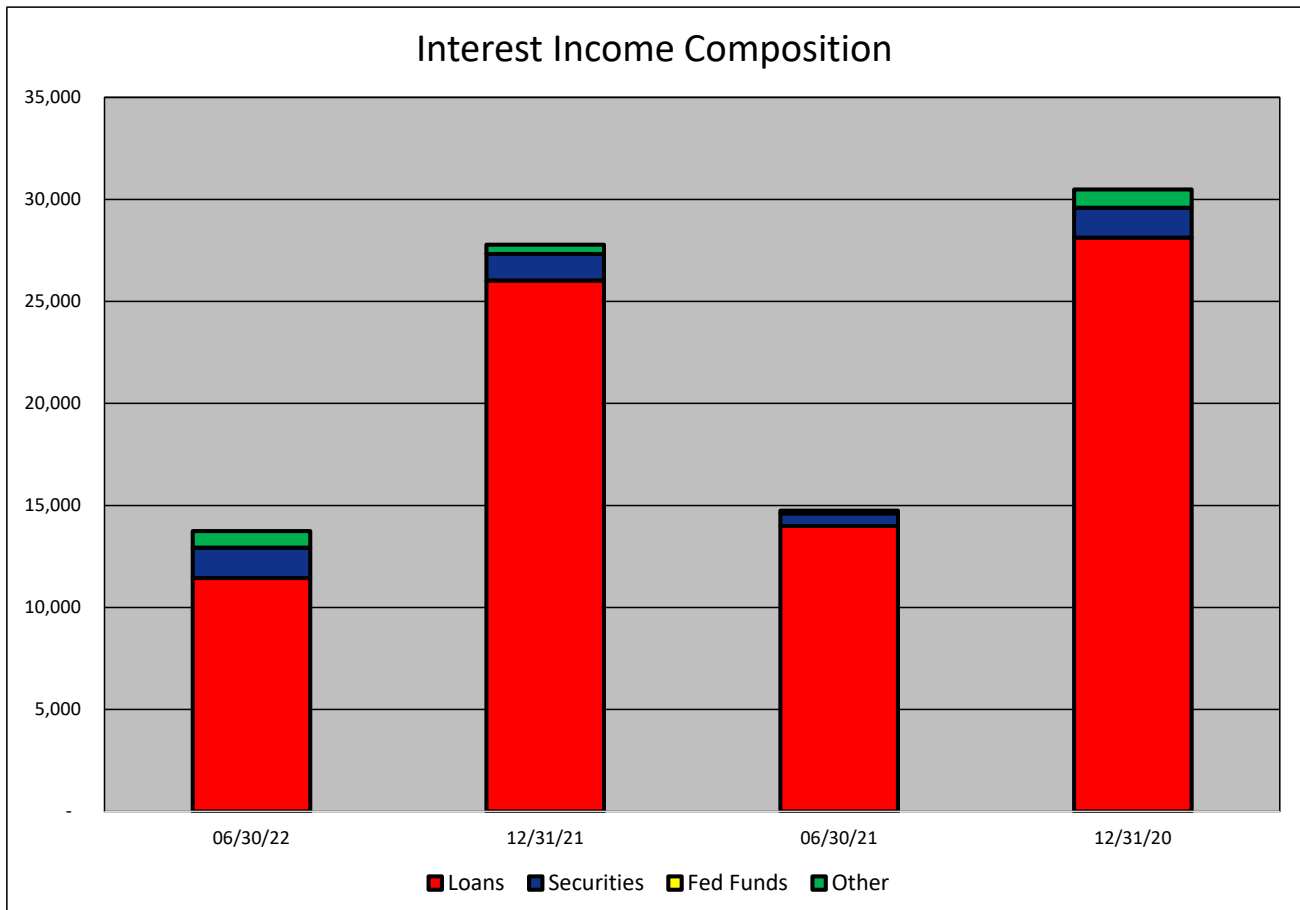
Demand Deposits	332,093	314,409	267,135	82,839	64,958	24.32
Money Market	309,570	315,035	266,804	205,475	42,766	16.03
Regular Savings	100,558	123,848	118,196	321,683	(17,638)	(14.92)
Certificates of Deposit	60,510	74,005	100,421	103,611	(39,911)	(39.74)
Other non-int deposits	101,161	105,239	88,151	10,615	13,010	14.76
<b>Total Deposits</b>	<b>903,892</b>	<b>932,536</b>	<b>840,707</b>	<b>724,223</b>	<b>63,185</b>	<b>7.52</b>





**INTEREST INCOME COMPOSITION- The First National Bank of South Miami**  
(Dollars in Thousands)

As of:	06/30/22	12/31/21	06/30/21	12/31/20	\$ Change 12 MTHS	% Change 12 MTHS
<b>INTEREST INCOME CATEGORY</b>						
Loans	11,447	26,029	13,990	28,121	(2,543)	(18.18)
Securities	1,489	1,292	624	1,476	865	138.62
Fed Funds	-	-	-	-	-	NA
Other	810	457	136	892	674	495.59
<b>Total Int Income</b>	<b>13,746</b>	<b>27,778</b>	<b>14,750</b>	<b>30,489</b>	<b>(1,004)</b>	<b>(6.81)</b>

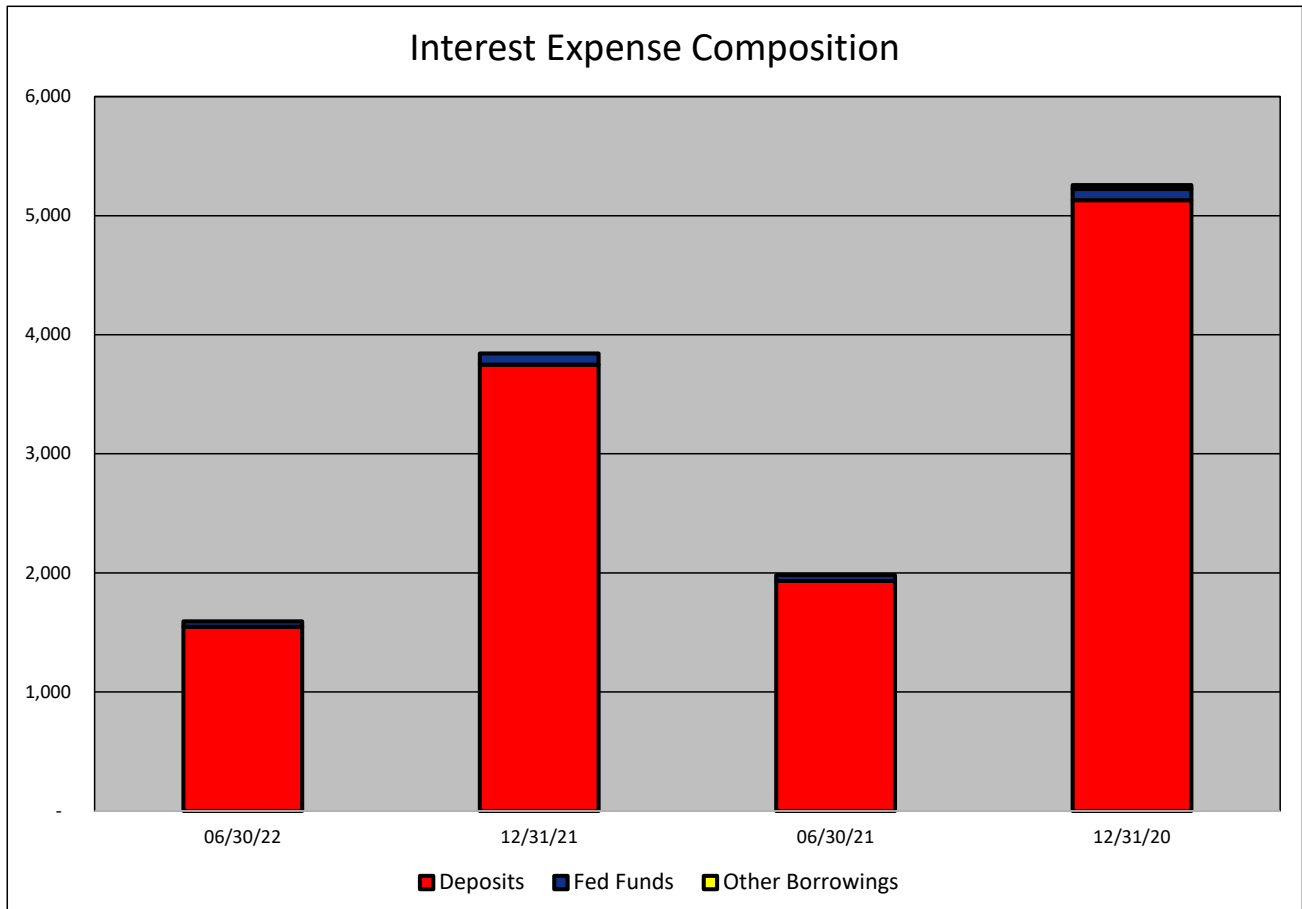


**INTEREST EXPENSE COMPOSITION- The First National Bank of South Miami**  
(Dollars in Thousands)

As of:	06/30/22	12/31/21	06/30/21	12/31/20	\$ Change 12 MTHS	% Change 12 MTHS
--------	----------	----------	----------	----------	----------------------	---------------------

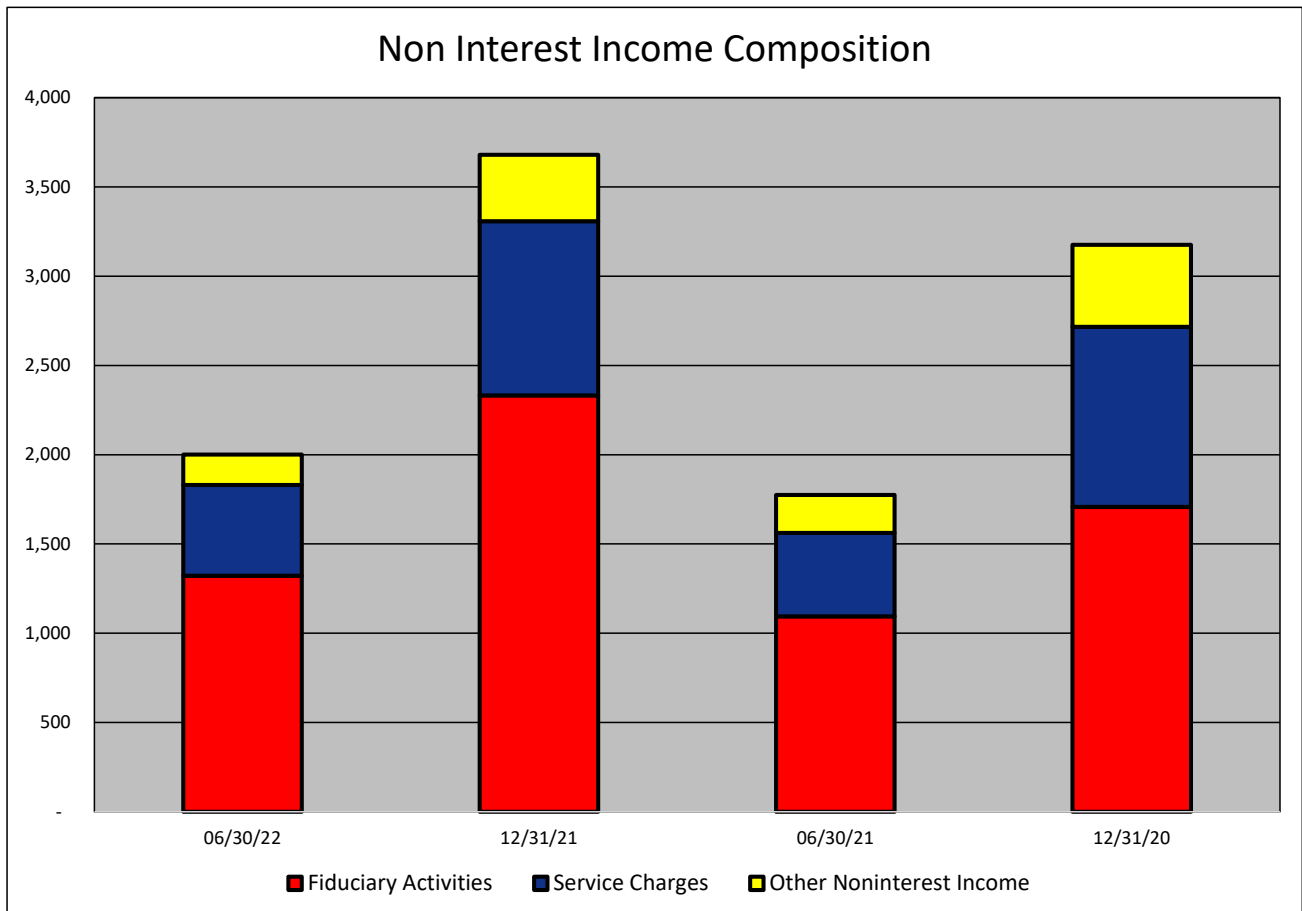
**INTEREST EXPENSE CATEGORY**

Deposits	1,547	3,749	1,932	5,130	(385)	(19.93)
Fed Funds	46	93	49	94	(3)	(6.12)
Other Borrowings	-	-	-	33	-	NA
<b>Total Int Expense</b>	<b>1,593</b>	<b>3,842</b>	<b>1,981</b>	<b>5,257</b>	<b>(388)</b>	<b>(19.59)</b>



**NONINTEREST INCOME COMPOSITION- The First National Bank of South Miami**  
(Dollars in Thousands)

As of:	06/30/22	12/31/21	06/30/21	12/31/20	\$ Change 12 MTHS	% Change 12 MTHS
<b>NONINTEREST INCOME CATEGORY</b>						
Fiduciary Activities	1,322	2,332	1,095	1,708	227	20.73
Service Charges	509	976	467	1,008	42	8.99
Other Noninterest Income	170	372	213	459	(43)	(20.19)
<b>Total Nonint. Income</b>	<b>2,001</b>	<b>3,680</b>	<b>1,775</b>	<b>3,175</b>	<b>226</b>	<b>12.73</b>

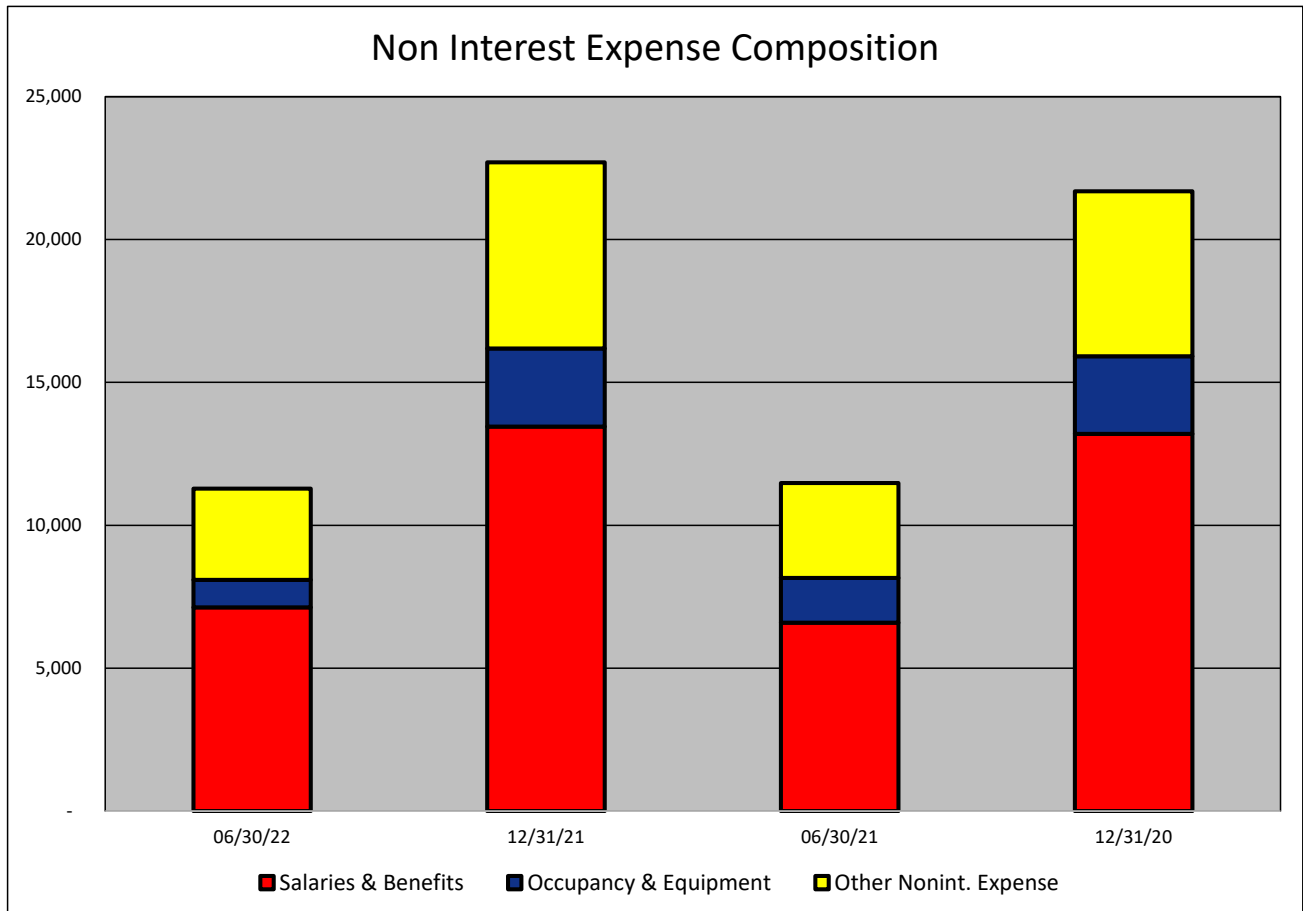


**NONINTEREST EXPENSE COMPOSITION- The First National Bank of South Miami**  
(Dollars in Thousands)

As of:	06/30/22	12/31/21	06/30/21	12/31/20	\$ Change 12 MTHS	% Change 12 MTHS
--------	----------	----------	----------	----------	----------------------	---------------------

**NONINTEREST EXPENSE CATEGORY**

Salaries & Benefits	7,126	13,456	6,594	13,196	532	8.07
Occupancy & Equipment	968	2,732	1,568	2,720	(600)	(38.27)
Other Nonint. Expense	3,193	6,513	3,314	5,774	(121)	(3.65)
<b>Total Nonint. Expense</b>	<b>11,287</b>	<b>22,701</b>	<b>11,476</b>	<b>21,690</b>	<b>(189)</b>	<b>(1.65)</b>



**PEER GROUP COMPARISONS REPORT**  
**South Florida Group**

BALANCE SHEET

Institution name	Total Assets \$'000		% Change in Assets
	This Year	Last Year	
Gulf Atlantic Bank	103,828	56,977	<b>82.23</b>
Banco Do Brasil Americas	1,092,652	812,282	<b>34.52</b>
Bradesco Bac Florida Bank	2,952,433	2,212,185	<b>33.46</b>
Pacific National Bank	1,108,611	844,558	<b>31.27</b>
Banesco Usa	2,593,150	2,054,892	<b>26.19</b>
U. S. Century Bank	2,016,086	1,667,005	<b>20.94</b>
Grove Bank & Trust	1,204,210	1,002,753	<b>20.09</b>
Helm Bank Usa	1,178,553	1,023,040	<b>15.20</b>
City National Bank Of Florida	23,177,678	20,235,407	<b>14.54</b>
Intercredit Bank, National Association	480,292	421,377	<b>13.98</b>
Ocean Bank	5,402,416	4,806,671	<b>12.39</b>
Apollo Bank	1,061,855	946,194	<b>12.22</b>
Terrabank, National Association	664,648	602,329	<b>10.35</b>
<b>The First National Bank Of South Miami</b>	<b>1,035,705</b>	<b>958,402</b>	<b>8.07</b>
Amerant Bank, National Association	8,127,227	7,521,128	<b>8.06</b>
Interamerican Bank, A Fsb	277,095	259,805	<b>6.65</b>
Professional Bank	2,657,026	2,560,509	<b>3.77</b>
International Finance Bank	960,942	926,899	<b>3.67</b>
First State Bank Of The Florida Keys	1,300,709	1,268,315	<b>2.55</b>
Bankunited, National Association	36,428,574	35,583,698	<b>2.37</b>
Sunstate Bank	474,747	524,440	<b>(9.48)</b>
Eastern National Bank	251,494	320,079	<b>(21.43)</b>
Plus International Bank	61,613	80,442	<b>(23.41)</b>

<b>Select Peer Average</b>	<b>4,113,545</b>	<b>3,769,104</b>	<b>13.40</b>
----------------------------	------------------	------------------	--------------

**PEER GROUP COMPARISONS REPORT**  
**South Florida Group**

BALANCE SHEET

Institution name	Total Loans \$000		% Change in Loans
	This Year	Last Year	
Gulf Atlantic Bank	64,763	24,259	<b>166.96</b>
Pacific National Bank	714,711	489,444	<b>46.03</b>
Banco Do Brasil Americas	649,087	466,439	<b>39.16</b>
Apollo Bank	736,045	542,621	<b>35.65</b>
Bradesco Bac Florida Bank	2,186,559	1,677,648	<b>30.33</b>
Banesco Usa	1,921,142	1,550,224	<b>23.93</b>
Terrabank, National Association	358,945	294,557	<b>21.86</b>
U. S. Century Bank	1,372,733	1,145,095	<b>19.88</b>
City National Bank Of Florida	14,931,044	12,469,359	<b>19.74</b>
Professional Bank	1,987,233	1,692,624	<b>17.41</b>
International Finance Bank	820,648	713,745	<b>14.98</b>
Intercredit Bank, National Association	365,322	334,510	<b>9.21</b>
First State Bank Of The Florida Keys	779,304	716,359	<b>8.79</b>
Ocean Bank	4,156,027	3,828,773	<b>8.55</b>
Bankunited, National Association	24,106,010	22,885,074	<b>5.34</b>
Grove Bank & Trust	423,902	405,135	<b>4.63</b>
Amerant Bank, National Association	5,847,384	5,608,548	<b>4.26</b>
Interamerican Bank, A Fsb	169,087	164,286	<b>2.92</b>
Helm Bank Usa	449,343	471,293	<b>(4.66)</b>
The First National Bank Of South Miami	538,238	587,744	<b>(8.42)</b>
Sunstate Bank	206,751	230,757	<b>(10.40)</b>
Plus International Bank	46,363	52,016	<b>(10.87)</b>
Eastern National Bank	151,634	210,977	<b>(28.13)</b>

<b>Select Peer Average</b>	2,738,360	2,459,195	18.14
----------------------------	-----------	-----------	-------

**PEER GROUP COMPARISONS REPORT**  
*South Florida Group*

**CAPITAL RATIOS**  
**For the six months June 30, 2022**

Institution name	Equity/ Assets	Leverage Ratio	Tier 1 Risk- based Ratio	Risk based Capital Ratio	Common Equity Tier 1 Capital Ratio
Plus International Bank	21.46	<b>18.07</b>	31.72	32.97	31.72
Banesco Usa	15.49	<b>17.77</b>	22.05	23.96	9.71
Interamerican Bank, A Fsb	10.78	<b>10.90</b>	19.71	20.98	19.71
Gulf Atlantic Bank	8.65	<b>10.66</b>	12.99	13.86	12.99
Grove Bank & Trust	10.08	<b>10.36</b>	22.20	23.46	22.20
Ocean Bank	9.85	<b>10.30</b>	12.33	13.58	12.33
Sunstate Bank	11.99	<b>10.27</b>	13.28	13.94	13.28
Amerant Bank, National Association	9.44	<b>10.23</b>	11.93	12.73	11.93
City National Bank Of Florida	8.75	<b>9.75</b>	13.35	14.22	13.35
Apollo Bank	8.17	<b>9.61</b>	12.19	13.10	12.19
Pacific National Bank	8.91	<b>9.61</b>	14.74	15.66	14.74
U. S. Century Bank	8.88	<b>9.38</b>	12.58	13.67	12.58
Intercredit Bank, National Association	7.63	<b>9.34</b>	12.39	13.65	12.39
Bradesco Bac Florida Bank	8.94	<b>9.30</b>	14.11	15.05	14.11
First State Bank Of The Florida Keys	7.23	<b>9.15</b>	16.31	17.56	16.31
Bankunited, National Association	8.18	<b>8.83</b>	13.33	13.79	13.33
Helm Bank Usa	6.30	<b>8.66</b>	31.23	32.50	31.23
Professional Bank	9.16	<b>8.46</b>	11.32	12.12	11.32
International Finance Bank	7.94	<b>8.28</b>	10.16	11.36	10.16
Terrabank, National Association	5.66	<b>8.24</b>	15.47	16.67	12.46
<b>The First National Bank Of South Miami</b>	<b>7.42</b>	<b>8.21</b>	<b>15.46</b>	<b>16.71</b>	<b>15.46</b>
Eastern National Bank	8.26	<b>8.20</b>	12.83	14.09	12.83
Banco Do Brasil Americas	6.82	<b>6.93</b>	14.99	16.25	14.99

<b>Select Peer Average</b>	9.39	10.02	15.94	17.04	15.27
----------------------------	------	-------	-------	-------	-------

**PEER GROUP COMPARISONS REPORT**  
*South Florida Group*

**BALANCE SHEET RATIOS**  
For the six months June 30, 2022

Institution name	Loans/ Deposits	Gross Loans/ Assets	Securities/ Assets
Banesto Usa	<b>100.78</b>	74.09	18.04
Plus International Bank	<b>96.82</b>	75.25	1.05
Amerant Bank, National Association	<b>93.11</b>	71.95	16.76
International Finance Bank	<b>92.97</b>	85.40	8.71
Intercredit Bank, National Association	<b>89.19</b>	76.06	22.19
Ocean Bank	<b>86.01</b>	76.93	16.32
Bradesco Bac Florida Bank	<b>84.84</b>	74.06	12.02
Bankunited, National Association	<b>84.17</b>	66.17	27.49
Professional Bank	<b>82.87</b>	74.79	7.43
Apollo Bank	<b>79.10</b>	69.32	20.68
U. S. Century Bank	<b>78.44</b>	68.09	22.62
Pacific National Bank	<b>78.30</b>	64.47	22.75
City National Bank Of Florida	<b>77.72</b>	64.42	27.27
Gulf Atlantic Bank	<b>71.29</b>	62.38	16.43
Interamerican Bank, A Fsb	<b>69.16</b>	61.02	0.00
Eastern National Bank	<b>67.32</b>	60.29	0.75
First State Bank Of The Florida Keys	<b>66.72</b>	59.91	34.70
Banco Do Brasil Americas	<b>64.13</b>	59.40	19.25
<b>The First National Bank Of South Miami</b>	<b>59.55</b>	<b>51.97</b>	<b>21.58</b>
Terrabank, National Association	<b>57.87</b>	54.01	36.36
Sunstate Bank	<b>51.99</b>	43.55	24.74
Helm Bank Usa	<b>40.87</b>	38.13	26.69
Grove Bank & Trust	<b>39.75</b>	35.20	36.23

<b>Select Peer Average</b>	<b>74.48</b>	<b>63.78</b>	<b>19.13</b>
----------------------------	--------------	--------------	--------------



**PEER GROUP COMPARISONS REPORT**  
*South Florida Group*

**PROFITABILITY RATIOS**  
**For the six months June 30, 2022**

Institution name	Avg Total Assets (\$000)	Return on Avg Assets	Return on Avg Equity
First State Bank Of The Florida Keys	1,305,376	<b>1.24</b>	17.01
City National Bank Of Florida	22,561,480	<b>1.22</b>	13.11
U. S. Century Bank	1,965,410	<b>1.03</b>	10.61
Apollo Bank	1,065,055	<b>1.02</b>	11.79
Bankunited, National Association	36,142,792	<b>0.93</b>	10.38
Ocean Bank	5,370,450	<b>0.93</b>	9.37
Banesco Usa	2,394,587	<b>0.89</b>	8.54
International Finance Bank	955,660	<b>0.84</b>	10.63
Bradesco Bac Florida Bank	2,915,184	<b>0.77</b>	8.52
Pacific National Bank	1,053,124	<b>0.76</b>	8.53
Professional Bank	2,737,923	<b>0.76</b>	8.71
Amerant Bank, National Association	7,768,150	<b>0.75</b>	6.99
Sunstate Bank	503,010	<b>0.49</b>	4.32
Helm Bank Usa	1,131,560	<b>0.48</b>	6.28
<b>The First National Bank Of South Miami</b>	<b>1,064,466</b>	<b>0.41</b>	<b>5.42</b>
Banco Do Brasil Americas	997,062	<b>0.40</b>	5.11
Grove Bank & Trust	1,197,492	<b>0.38</b>	3.77
Terrabank, National Association	662,412	<b>0.37</b>	6.55
Intercredit Bank, National Association	469,580	<b>0.30</b>	3.48
Interamerican Bank, A Fsb	272,736	<b>0.16</b>	1.45
Plus International Bank	75,870	<b>(0.11)</b>	(0.63)
Gulf Atlantic Bank	86,832	<b>(1.08)</b>	(10.63)
Eastern National Bank	258,657	<b>(1.33)</b>	(15.83)

<b>Select Peer Average</b>	<b>4,041,516</b>	<b>0.50</b>	<b>5.80</b>
----------------------------	------------------	-------------	-------------

**PEER GROUP COMPARISONS REPORT**  
*South Florida Group*

**PROFITABILITY RATIOS**  
**For the six months June 30, 2022**

Institution name	Noninterest Income/AA	Net Overhead Ratio	Efficiency Ratio	Assets (per million) per Employee
City National Bank Of Florida	0.45	1.02	<b>46.76</b>	22.79
Bankunited, National Association	0.24	1.11	<b>48.55</b>	23.64
U. S. Century Bank	0.36	1.59	<b>57.09</b>	10.50
Pacific National Bank	0.22	1.44	<b>57.54</b>	11.55
Apollo Bank	0.32	1.78	<b>60.65</b>	10.02
First State Bank Of The Florida Keys	0.28	1.68	<b>61.80</b>	8.45
Professional Bank	0.24	1.82	<b>62.85</b>	12.47
International Finance Bank	0.41	1.92	<b>63.38</b>	8.43
Bradesco Bac Florida Bank	0.62	1.46	<b>65.00</b>	12.73
BanESCO USA	0.59	2.00	<b>66.31</b>	8.62
Ocean Bank	0.55	1.98	<b>66.85</b>	8.39
Banco Do Brasil Americas	0.69	2.01	<b>77.63</b>	6.14
Sunstate Bank	0.54	1.78	<b>78.07</b>	8.19
Helm Bank USA	0.60	1.71	<b>78.56</b>	9.74
<b>The First National Bank Of South Miami</b>	<b>0.38</b>	<b>1.74</b>	<b>79.67</b>	<b>8.22</b>
Terrabank, National Association	0.61	1.88	<b>80.21</b>	6.10
Grove Bank & Trust	0.88	1.33	<b>81.19</b>	11.05
Amerant Bank, National Association	0.69	2.35	<b>81.52</b>	11.95
Intercredit Bank, National Association	0.22	2.80	<b>88.39</b>	6.24
Interamerican Bank, A Fsb	0.20	2.74	<b>102.35</b>	3.85
Gulf Atlantic Bank	0.29	3.57	<b>117.27</b>	5.46
Plus International Bank	0.28	4.04	<b>121.69</b>	4.74
Eastern National Bank	0.41	4.09	<b>153.65</b>	4.19

<b>Select Peer Average</b>	0.44	2.08	78.13	9.71
----------------------------	------	------	-------	------

**PEER GROUP COMPARISONS REPORT**  
*South Florida Group*

**ASSET QUALITY RATIOS**  
**For the six months June 30, 2022**

Institution name	Reserves/ Loans	Nonperf Loans/ Total Loans	Nonperf Assets/ Total Assets	Adjusted Texas Ratio
Grove Bank & Trust	2.06	0.00	<b>0.00</b>	0.00
Gulf Atlantic Bank	1.04	0.00	<b>0.00</b>	0.00
Pacific National Bank	0.87	0.00	<b>0.00</b>	0.00
U. S. Century Bank	1.15	0.00	<b>0.00</b>	0.00
Bradesco Bac Florida Bank	0.84	0.07	<b>0.05</b>	0.52
Professional Bank	0.76	0.07	<b>0.06</b>	0.63
Terrabank, National Association	1.17	0.12	<b>0.07</b>	1.04
Sunstate Bank	1.20	0.22	<b>0.10</b>	0.89
Banco Do Brasil Americas	1.17	0.21	<b>0.12</b>	1.88
Ocean Bank	1.60	0.14	<b>0.12</b>	1.07
City National Bank Of Florida	0.96	0.19	<b>0.13</b>	1.45
Apollo Bank	1.03	0.20	<b>0.14</b>	1.60
First State Bank Of The Florida Keys	1.19	0.26	<b>0.16</b>	1.07
Banesco Usa	1.14	0.43	<b>0.32</b>	1.97
<b>The First National Bank Of South Miami</b>	<b>1.47</b>	<b>0.61</b>	<b>0.32</b>	<b>3.89</b>
Amerant Bank, National Association	0.89	0.43	<b>0.39</b>	3.96
Helm Bank Usa	1.83	1.19	<b>0.45</b>	6.49
International Finance Bank	1.12	0.53	<b>0.45</b>	5.13
Eastern National Bank	1.91	0.81	<b>0.49</b>	5.21
Interamerican Bank, A Fsb	2.73	1.45	<b>0.89</b>	7.12
Intercredit Bank, National Association	1.74	1.13	<b>0.89</b>	9.89
Plus International Bank	1.17	2.54	<b>1.91</b>	8.54
Bankunited, National Association	0.54	3.14	<b>2.08</b>	8.73

<b>Select Peer Average</b>	1.29	0.60	0.40	3.09
----------------------------	------	------	------	------

**PEER GROUP COMPARISONS REPORT**  
*South Florida Group*

**STATEMENT OF CONDITION (% OF ASSETS)**  
**For the six months June 30, 2022**

Institution name	Cash & Nointerest bearing Deps	Interest- bearing Bal	Fed Funds Sold & Repos	Held to Maturity Secs	Available for Sale Secs
Eastern National Bank	<b>26.23</b>	8.84	0.00	0.00	0.75
Plus International Bank	<b>19.25</b>	4.57	0.00	1.05	0.00
Helm Bank Usa	<b>6.68</b>	27.84	0.00	0.00	26.61
Bradesco Bac Florida Bank	<b>3.44</b>	8.53	0.00	1.30	10.60
Terrabank, National Association	<b>2.98</b>	3.01	0.00	0.00	36.29
Apollo Bank	<b>1.57</b>	3.45	0.00	0.00	20.68
Professional Bank	<b>1.55</b>	11.28	1.02	0.01	7.22
Pacific National Bank	<b>1.24</b>	7.96	0.00	0.00	22.75
Sunstate Bank	<b>1.18</b>	10.00	16.19	0.00	24.74
Grove Bank & Trust	<b>0.90</b>	24.00	0.00	25.68	10.23
City National Bank Of Florida	<b>0.80</b>	2.31	0.00	10.10	17.01
First State Bank Of The Florida Keys	<b>0.78</b>	3.69	0.00	1.69	33.01
Ocean Bank	<b>0.72</b>	2.74	0.00	0.00	16.29
Amerant Bank, National Association	<b>0.63</b>	3.73	0.00	2.94	13.83
Gulf Atlantic Bank	<b>0.59</b>	13.26	0.00	2.74	13.69
Banco Do Brasil Americas	<b>0.49</b>	18.37	0.28	0.00	19.25
The First National Bank Of South Miami	<b>0.44</b>	24.97	0.00	1.77	19.82
Interamerican Bank, A Fsb	<b>0.40</b>	38.26	0.00	0.00	0.00
U. S. Century Bank	<b>0.37</b>	3.76	0.00	5.79	16.84
Intercredit Bank, National Association	<b>0.30</b>	0.82	0.00	0.00	22.19
Banesco Usa	<b>0.22</b>	3.85	0.00	1.59	16.38
International Finance Bank	<b>0.13</b>	3.65	2.08	1.68	6.79
Bankunited, National Association	<b>0.05</b>	1.36	0.00	0.03	27.46

<b>Select Peer Average</b>	3.08	10.01	0.85	2.45	16.63
----------------------------	------	-------	------	------	-------

**PEER GROUP COMPARISONS REPORT**  
*South Florida Group*

**STATEMENT OF CONDITION (% OF ASSETS)**  
For the six months June 30, 2022

Institution name	Net Loans & Leases	Premises & Fixed Assets	Total Real Estate Owned	Intangible Assets
International Finance Bank	<b>84.45</b>	0.11	0.00	0.10
Ocean Bank	<b>75.70</b>	1.32	0.01	0.02
Intercredit Bank, National Association	<b>74.74</b>	0.22	0.02	0.00
Plus International Bank	<b>74.37</b>	0.22	0.00	0.00
Professional Bank	<b>74.22</b>	0.30	0.00	0.96
Bradesco Bac Florida Bank	<b>73.44</b>	0.08	0.00	0.04
Banesco Usa	<b>73.24</b>	0.88	0.00	0.00
Amerant Bank, National Association	<b>69.82</b>	2.20	0.08	0.27
Apollo Bank	<b>68.61</b>	1.65	0.00	0.05
U. S. Century Bank	<b>67.31</b>	0.92	0.00	0.00
Bankunited, National Association	<b>65.80</b>	0.37	0.00	0.23
Pacific National Bank	<b>63.91</b>	2.62	0.00	0.04
City National Bank Of Florida	<b>63.57</b>	0.33	0.00	0.67
Gulf Atlantic Bank	<b>61.73</b>	4.77	0.00	0.00
Interamerican Bank, A Fsb	<b>59.36</b>	1.39	0.00	0.00
First State Bank Of The Florida Keys	<b>59.20</b>	0.84	0.00	0.00
Eastern National Bank	<b>59.14</b>	2.29	0.00	0.00
Banco Do Brasil Americas	<b>58.71</b>	0.04	0.00	0.96
Terrabank, National Association	<b>53.37</b>	0.97	0.00	0.00
<b>The First National Bank Of South Miami</b>	<b>51.21</b>	<b>0.59</b>	<b>0.00</b>	<b>0.00</b>
Sunstate Bank	<b>43.03</b>	1.30	0.00	1.76
Helm Bank Usa	<b>37.43</b>	0.04	0.00	0.00
Grove Bank & Trust	<b>34.48</b>	1.31	0.00	0.00

<b>Select Peer Average</b>	62.91	1.08	0.00	0.22
----------------------------	-------	------	------	------

**PEER GROUP COMPARISONS REPORT**  
*South Florida Group*

**STATEMENT OF CONDITION (% OF TOTAL FUNDING SOURCES)**  
**For the six months June 30, 2022**

Institution name	Non Interest Bearing Deps	Interest Bearing Deps	Total Deps	Total Fed Funds & Repos	Other Borrowed Money
Terrabank, National Association	<b>61.67</b>	38.33	100.00	0.00	0.00
International Finance Bank	<b>58.92</b>	41.08	100.00	0.00	0.00
Helm Bank Usa	<b>58.67</b>	41.33	100.00	0.00	0.00
Banco Do Brasil Americas	<b>54.47</b>	45.27	99.73	0.00	0.27
Ocean Bank	<b>47.29</b>	52.54	99.83	0.17	0.00
Apollo Bank	<b>44.90</b>	51.98	96.88	0.00	3.12
Banesco Usa	<b>41.76</b>	46.65	88.41	0.00	11.59
Grove Bank & Trust	<b>39.06</b>	60.03	99.09	0.44	0.46
First State Bank Of The Florida Keys	<b>38.91</b>	58.37	97.28	1.88	0.83
City National Bank Of Florida	<b>38.65</b>	52.94	91.60	0.37	8.04
Sunstate Bank	<b>38.10</b>	57.57	95.67	0.00	4.33
U. S. Century Bank	<b>36.62</b>	59.75	96.37	0.00	3.63
Plus International Bank	<b>36.56</b>	63.44	100.00	0.00	0.00
Bradesco Bac Florida Bank	<b>34.28</b>	62.02	96.30	1.87	1.83
Professional Bank	<b>33.10</b>	66.90	100.00	0.00	0.00
Bankunited, National Association	<b>30.07</b>	57.59	87.65	0.00	12.35
<b>The First National Bank Of South Miami</b>	<b>26.52</b>	<b>68.57</b>	<b>95.09</b>	<b>4.91</b>	<b>0.00</b>
Interamerican Bank, A Fsb	<b>23.75</b>	75.72	99.47	0.00	0.53
Pacific National Bank	<b>23.24</b>	68.70	91.94	0.00	8.06
Eastern National Bank	<b>21.77</b>	78.18	99.95	0.05	0.00
Intercredit Bank, National Association	<b>20.53</b>	72.22	92.75	0.00	7.25
Amerant Bank, National Association	<b>18.27</b>	70.05	88.32	0.00	11.68
Gulf Atlantic Bank	<b>9.34</b>	90.66	100.00	0.00	0.00

<b>Select Peer Average</b>	36.37	59.99	96.36	0.42	3.22
----------------------------	-------	-------	-------	------	------

**PEER GROUP COMPARISONS REPORT**  
*South Florida Group*

**YIELDS, COSTS & SPREADS - ASSET YIELDS**  
For the six months June 30, 2022

Institution name	Yield on Earning Assets	Cost of Funds	Net Interest Margin	Avg Earning Assets/AA
Plus International Bank	5.69	1.06	<b>5.17</b>	63.24
Banesco Usa	3.78	0.53	<b>3.47</b>	95.56
Ocean Bank	3.47	0.21	<b>3.36</b>	96.08
Eastern National Bank	3.61	0.32	<b>3.31</b>	76.06
Apollo Bank	3.46	0.30	<b>3.30</b>	94.63
International Finance Bank	3.45	0.44	<b>3.28</b>	99.62
Gulf Atlantic Bank	3.69	0.49	<b>3.28</b>	91.65
Amerant Bank, National Association	3.77	0.67	<b>3.27</b>	93.07
U. S. Century Bank	3.44	0.37	<b>3.23</b>	94.73
Intercredit Bank, National Association	3.78	0.80	<b>3.21</b>	99.64
Professional Bank	3.43	0.38	<b>3.18</b>	95.15
First State Bank Of The Florida Keys	3.09	0.19	<b>2.98</b>	96.71
Banco Do Brasil Americas	3.04	0.38	<b>2.86</b>	97.57
City National Bank Of Florida	3.08	0.23	<b>2.85</b>	94.50
Pacific National Bank	3.26	0.63	<b>2.80</b>	95.39
Terrabank, National Association	2.74	0.15	<b>2.67</b>	93.26
Bradesco Bac Florida Bank	2.92	0.37	<b>2.66</b>	96.67
Interamerican Bank, A Fsb	2.88	0.32	<b>2.66</b>	100.44
Bankunited, National Association	2.89	0.45	<b>2.60</b>	95.94
Sunstate Bank	2.77	0.37	<b>2.57</b>	94.87
Helm Bank Usa	2.54	0.20	<b>2.47</b>	93.40
The First National Bank Of South Miami	2.69	0.44	<b>2.38</b>	96.08
Grove Bank & Trust	2.06	0.16	<b>1.91</b>	95.34

<b>Select Peer Average</b>	3.28	0.41	2.83	93.46
----------------------------	------	------	------	-------