

# The First National Bank Of Mount Dora

Mount Dora, FL

Established

9/1/1925

## Florida Bank and Thrift Performance Report

### Table of Contents

<b>Title</b>	<b>Page</b>
PEER GROUP POSITION	1
EXECUTIVE SUMMARY	2
SELECTED FINANCIAL DATA	3
SECURITIES COMPOSITION	4
LOAN PORTFOLIO COMPOSITION	5
LOAN PORTFOLIO QUALITY	6
DEPOSIT BASE COMPOSITION	7
INTEREST INCOME COMPOSITION	8
INTEREST EXPENSE COMPOSITION	9
NONINTEREST INCOME COMPOSITION	10
NONINTEREST EXPENSE COMPOSITION	11
PEER GROUP COMPARISONS REPORT	12-22

---

#### FLORIDA BANKING TEAM

Ed Hacker, Robert Brink, Ted Hacker, Steve Kania, David Ajvazi, Michael Squitieri, Erica Hines, Sacha Widmaier, Kristen Moroso, Anthony Hagbartsen, Matthew Hanley, Jordan Augustyniak, Madeline Bogumil, Natalie Filippone, Lauren Klindt, Phillip Berdeguer, Andrew Joyce, Dylan Frayne, Mai Tran, Meranda Joseph, Patricia Romero, Vanessa Hossler, Adam McCord

Information contained herein was obtained from FIS is believed to be reliable however, accuracy is not guaranteed and all peer and state averages are simple averages.

**PEER GROUP POSITION**

For the  
*Central Florida Group*

**For the six months June 30, 2022**

Institution name	Total Assets (\$'000's)
Southstate Bank, National Association	46,193,356
Citizens First Bank	4,013,943
Citizens Bank And Trust	1,292,093
Cogent Bank	1,245,824
Wauchula State Bank	982,248
Bank Of Central Florida	965,730
United Southern Bank	858,678
Mainstreet Community Bank Of Florida	804,904
Winter Park National Bank	751,511
Heartland National Bank	720,396
First Bank	654,961
Axiom Bank, National Association	649,853
Sunrise Bank	437,804
<b>The First National Bank Of Mount Dora</b>	<b>413,915</b>
First Colony Bank Of Florida	302,332
Crews Bank & Trust	221,133
Surety Bank	215,833
Commerce Bank & Trust	173,873
First National Bank Of Wauchula	88,243

Institution name	Return on Avg Assets (%)
Surety Bank	2.91
Wauchula State Bank	1.60
First Colony Bank Of Florida	1.59
Winter Park National Bank	1.43
<b>The First National Bank Of Mount Dora</b>	<b>1.22</b>
Citizens First Bank	1.15
Southstate Bank, National Association	1.03
First Bank	1.01
Citizens Bank And Trust	1.00
Cogent Bank	0.94
Sunrise Bank	0.93
United Southern Bank	0.93
Mainstreet Community Bank Of Florida	0.85
Bank Of Central Florida	0.77
Crews Bank & Trust	0.72
Commerce Bank & Trust	0.58
First National Bank Of Wauchula	0.53
Heartland National Bank	0.52
Axiom Bank, National Association	0.41

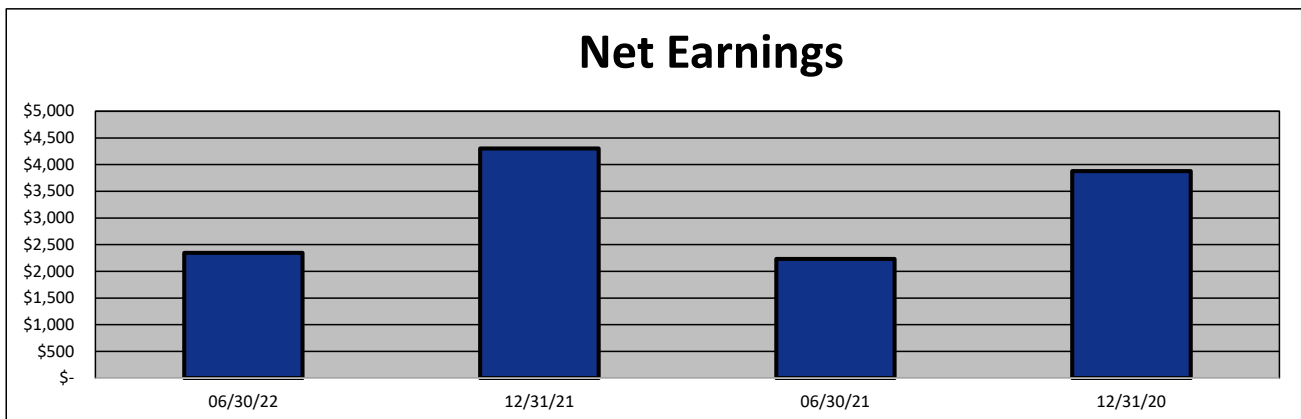
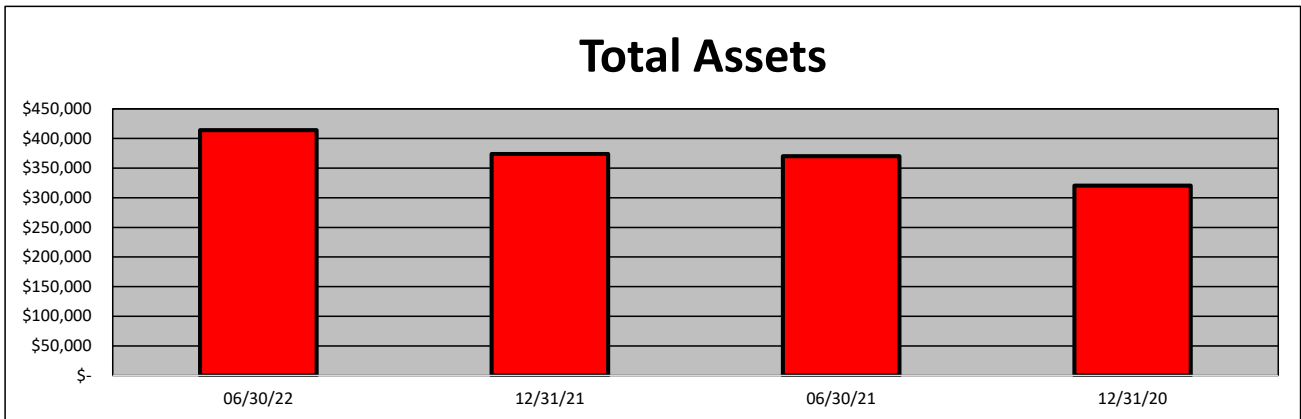
**EXECUTIVE SUMMARY - The First National Bank of Mount Dora  
(Percentage)**

<b>Period Ending</b>	<b>06/30/22</b>	<b>12/31/21</b>	<b>06/30/21</b>	<b>12/31/20</b>	<b>State Avg.</b>	<b>Peer Avg.</b>
<b>CAPITAL RATIOS</b>						
Equity/Assets	5.41	11.93	11.92	14.44	10.08	7.20
Leverage Ratio	9.98	10.57	10.44	12.01	10.09	8.89
Tier 1 Cap/Risk Based Assets	14.82	18.26	18.65	20.88	16.44	12.01
Risk Based Ratio	15.76	19.51	19.90	22.14	17.29	12.84
Common Equity Tier 1 Capital Ratio	14.82	18.26	18.65	20.88	16.42	12.01
<b>BALANCE SHEET RATIOS:</b>						
Loan/Deposit Ratio	25.43	29.83	32.66	42.50	64.07	55.21
Loans/Assets	23.89	26.03	28.39	35.82	52.71	49.88
Securities/Assets	59.20	60.63	56.13	54.22	17.27	29.46
<b>PROFITABILITY:</b>						
Return on Avg Assets	1.22	1.21	1.29	1.34	0.67	1.06
Return on Avg Equity	13.92	9.58	9.96	9.14	9.14	14.14
Nonint Income/Avg Assets	1.97	2.20	2.25	2.45	0.86	0.68
Net Overhead Ratio	1.30	1.14	1.03	1.47	1.91	1.58
Efficiency Ratio	68.79	67.59	65.86	70.68	225.75	63.91
Assets (per million) per Employee	5.05	4.45	4.46	4.06	9.27	8.92
<b>ASSET QUALITY:</b>						
Reserves/Loans	2.52	2.80	2.43	2.31	1.36	1.64
Nonperforming Loans/Total Loans	0.69	3.29	3.51	3.84	0.69	0.29
Nonperforming Assets/Total Assets	0.22	0.92	1.06	1.46	0.47	0.15
Adjusted Texas Ratio	2.34	4.44	5.56	6.71	3.38	1.70
<b>YIELDS &amp; COSTS:</b>						
Yield on earning assets	2.70	2.81	2.83	3.31	3.18	3.13
Cost of funds	0.16	0.16	0.12	0.15	0.42	0.25
Net interest margin	2.61	2.72	2.72	3.18	2.61	2.84
Avg Earning Assets/Avg Assets	97.73	92.82	92.56	91.57	90.17	94.66

**SELECTED FINANCIAL DATA - The First National Bank of Mount Dora**  
(Dollars in Thousands)

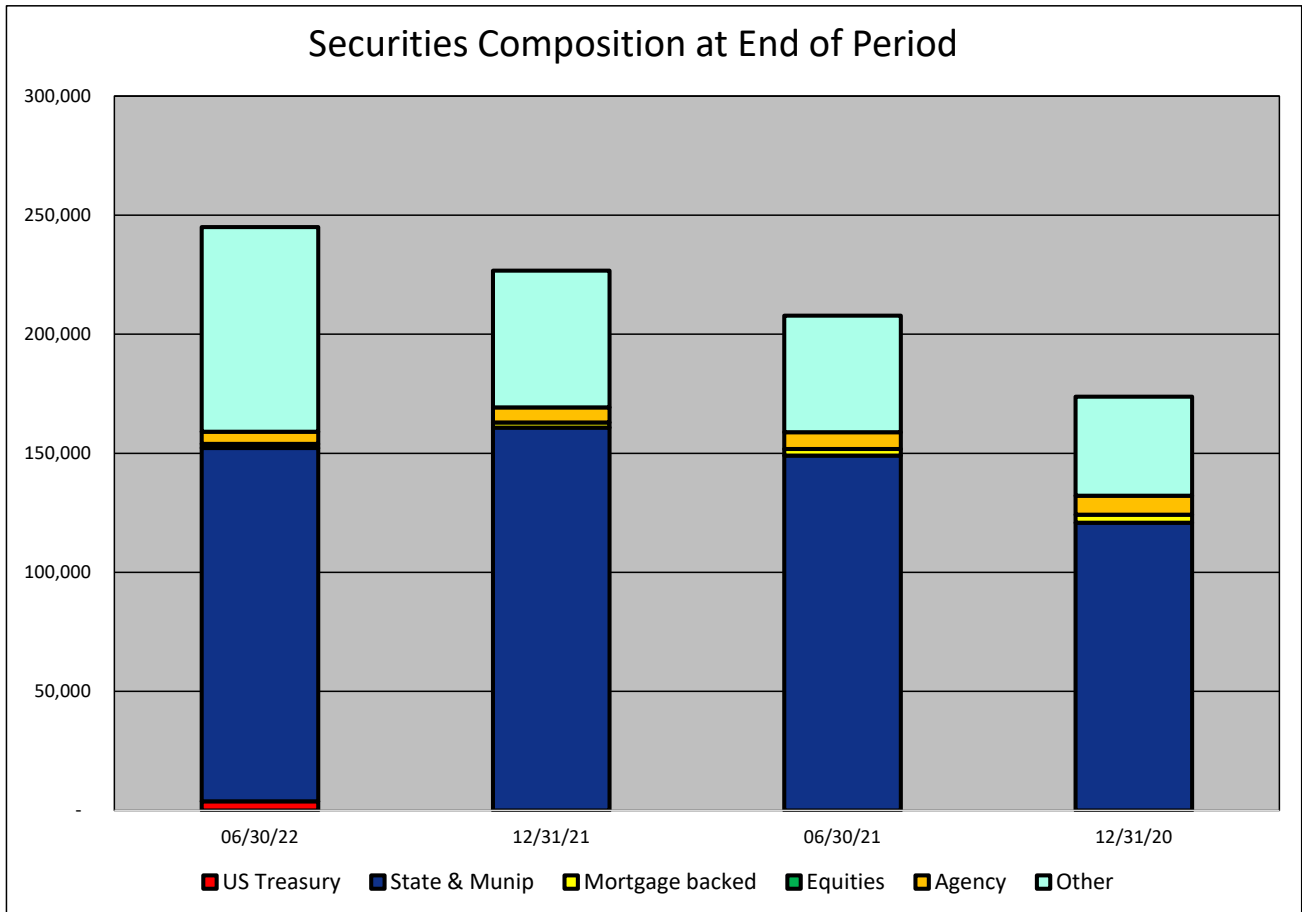
As of:	06/30/22	12/31/21	06/30/21	12/31/20	\$ Change 12 MTHS	% Change 12 MTHS
Total Assets	413,915	373,897	370,252	320,518	43,663	11.79
Cash and Equivalents	45,939	33,425	41,264	16,451	4,675	11.33
Securities	245,021	226,693	207,838	173,772	37,183	17.89
Loans, net	98,895	97,322	105,109	114,813	(6,214)	(5.91)
Deposit Accounts	388,877	326,200	321,818	270,161	67,059	20.84
Fed Funds & Repos	-	-	-	-	-	NA
Total Equity	22,375	44,605	44,126	46,286	(21,751)	(49.29)

Period Ending	06/30/22	12/31/21	06/30/21	12/31/20	\$ Change 12 MTHS	% Change 12 MTHS
Net Earnings	2,348	4,302	2,232	3,880	116	5.20
Interest Income	5,073	9,313	4,523	8,802	550	12.16
Interest Expense	158	320	169	341	(11)	(6.51)
Net Interest Income	4,915	8,993	4,354	8,461	561	12.88
Prov for Loan Loss	(180)	-	-	-	(180)	NA
Noninterest income	3,787	7,861	3,893	7,115	(106)	(2.72)
Gain on Sale of Securities	(4)	(149)	(35)	153	31	(88.57)
Noninterest Expense	6,286	11,921	5,674	11,396	612	10.79
Net Operating Income	2,596	4,933	2,573	4,180	23	0.89
Income Taxes	244	482	306	453	(62)	(20.26)



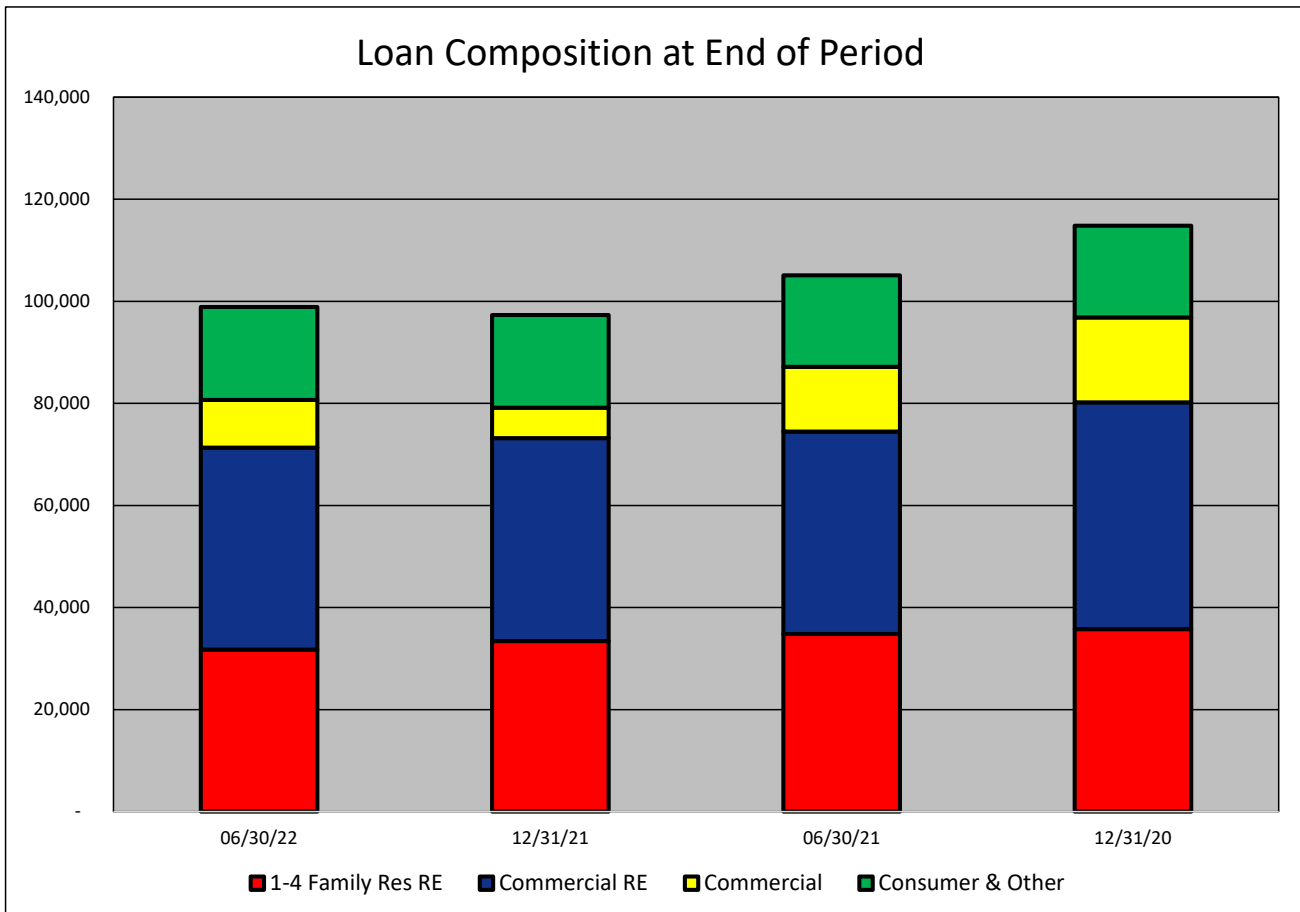
**SECURITIES COMPOSITION - The First National Bank of Mount Dora**  
(Dollars in Thousands)

As of:	06/30/22	12/31/21	06/30/21	12/31/20	\$ Change 12 MTHS	% Change 12 MTHS
<b>SECURITIES CATEGORY:</b>						
US Treasury	3,875	-	-	-	3,875	NA
State & Munip	148,311	160,769	149,016	120,818	(705)	(0.47)
Mortgage backed	1,736	2,206	2,754	3,372	(1,018)	(36.96)
Equities	-	-	-	-	-	NA
Agency	5,152	6,255	7,120	8,025	(1,968)	(27.64)
Other	85,947	57,463	48,948	41,557	36,999	75.59
<b>Total Securities</b>	<b>245,021</b>	<b>226,693</b>	<b>207,838</b>	<b>173,772</b>	<b>37,183</b>	<b>17.89</b>



**LOAN PORTFOLIO COMPOSITION - The First National Bank of Mount Dora**  
(Dollars in Thousands)

As of:	06/30/22	12/31/21	06/30/21	12/31/20	\$ Change 12 MTHS	% Change 12 MTHS
<b>LOAN CATEGORY:</b>						
1-4 Family Res RE	31,776	33,420	34,807	35,762	(3,031)	(8.71)
Commercial RE	39,569	39,763	39,653	44,444	(84)	(0.21)
Commercial	9,312	5,990	12,682	16,647	(3,370)	(26.57)
Consumer & Other	18,238	18,149	17,967	17,960	271	1.51
<b>Loans, Net</b>	<b>98,895</b>	<b>97,322</b>	<b>105,109</b>	<b>114,813</b>	<b>(6,214)</b>	<b>(5.91)</b>



**LOAN PORTFOLIO QUALITY - The First National Bank of Mount Dora**  
(Dollars in Thousands)

<b>As of:</b>	<b>06/30/22</b>	<b>12/31/21</b>	<b>06/30/21</b>	<b>12/31/20</b>	<b>\$ Change 12 MTHS</b>	<b>% Change 12 MTHS</b>
---------------	-----------------	-----------------	-----------------	-----------------	------------------------------	-----------------------------

**LOAN LOSS RESERVE ACTIVITY:**

Beginning Balance	2,726	2,657	2,657	2,640	69	2.60
Total Recoveries	3	168	-	17	3	NA
Total Charge-offs	53	99	99	-	(46)	(46.46)
Provision Expense	(180)	-	-	-	(180)	NA
Writedown Transfer Loans HFS	-	-	-	-	-	NA
Adjustments	-	-	-	-	-	NA
Ending Balance	<u>2,496</u>	<u>2,726</u>	<u>2,558</u>	<u>2,657</u>	<u>(62)</u>	<u>(2.42)</u>

**NON-PERFORMING ASSETS:**

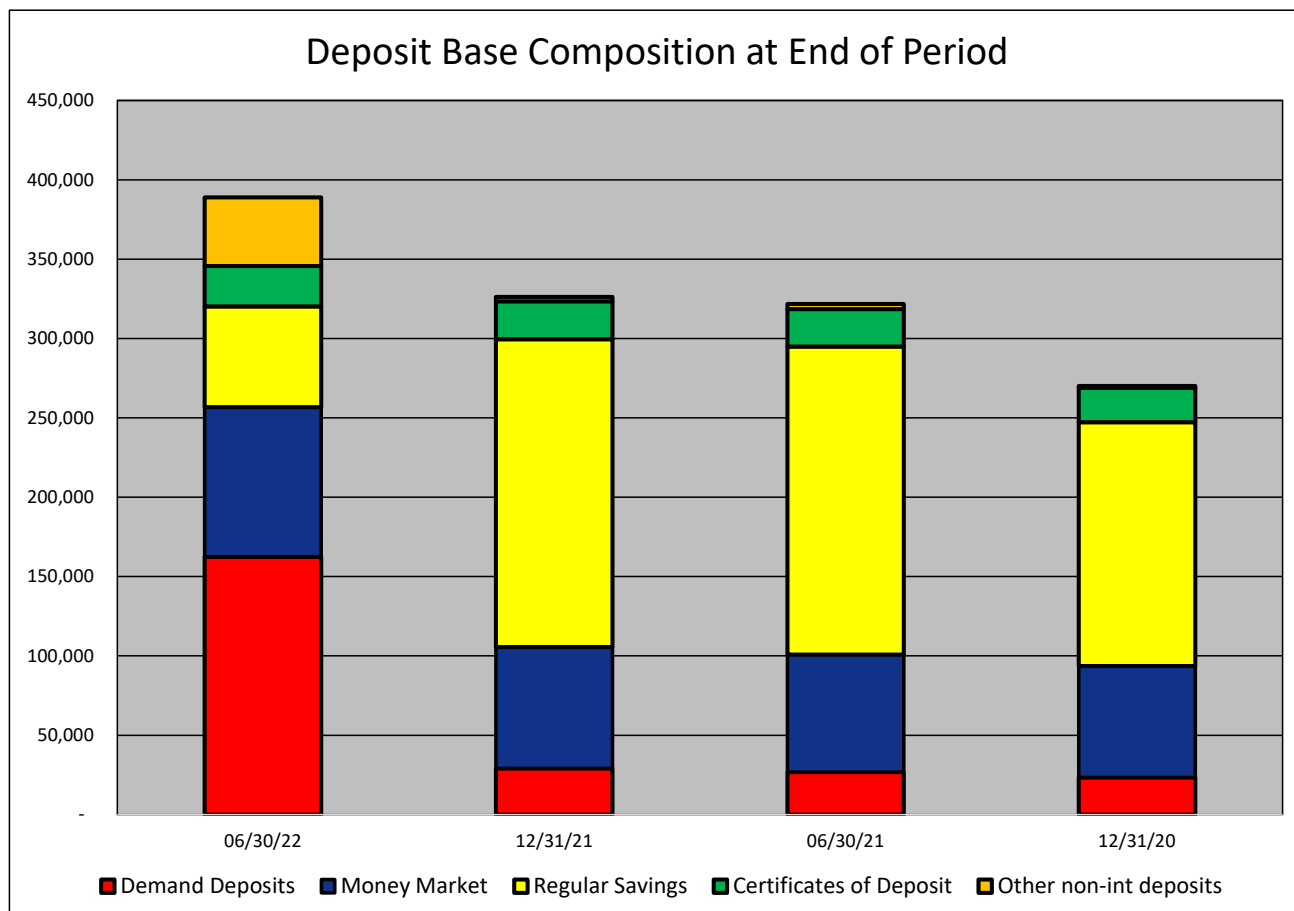
Total-90+ Days Past Due	-	-	-	-	-	NA
Total-Nonaccrual	685	3,199	3,694	4,405	(3,009)	(81.46)
Foreclosed Real Estate	227	227	227	267	-	-
Total Non-perf Assets	<u>912</u>	<u>3,426</u>	<u>3,921</u>	<u>4,672</u>	<u>(3,009)</u>	<u>(76.74)</u>

**DEPOSIT BASE COMPOSITION - The First National Bank of Mount Dora**  
(Dollars in Thousands)

As of:	06/30/22	12/31/21	06/30/21	12/31/20	\$ Change 12 MTHS	% Change 12 MTHS
--------	----------	----------	----------	----------	----------------------	---------------------

**DEPOSIT BASE CATEGORY:**

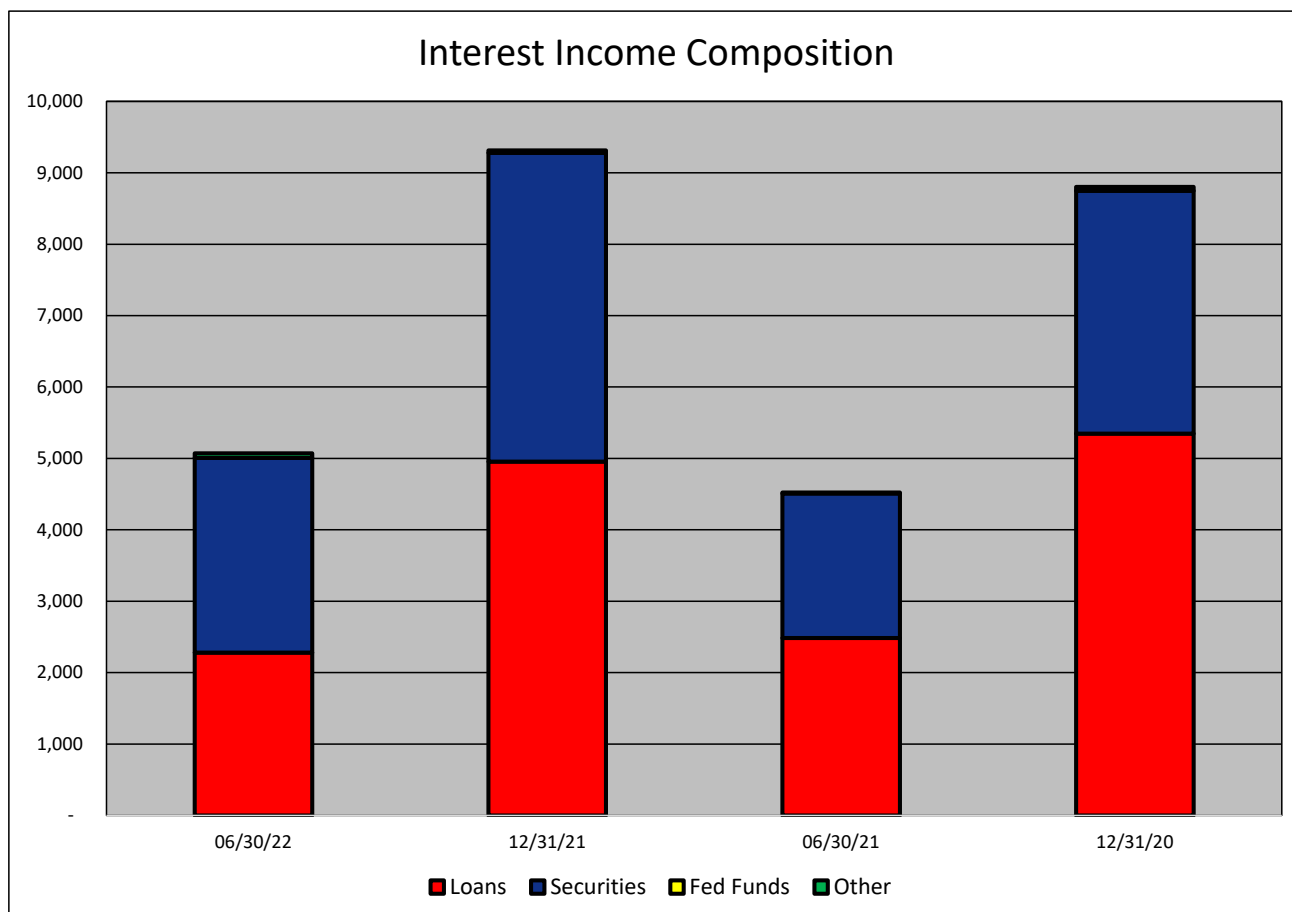
Demand Deposits	162,471	29,158	26,730	23,468	135,741	507.82
Money Market	94,363	76,398	74,172	70,212	20,191	27.22
Regular Savings	63,414	194,043	194,004	153,607	(130,590)	(67.31)
Certificates of Deposit	25,474	23,796	23,630	21,546	1,844	7.80
Other non-int deposits	43,155	2,805	3,282	1,328	39,873	1,214.90
<b>Total Deposits</b>	<b>388,877</b>	<b>326,200</b>	<b>321,818</b>	<b>270,161</b>	<b>67,059</b>	<b>20.84</b>





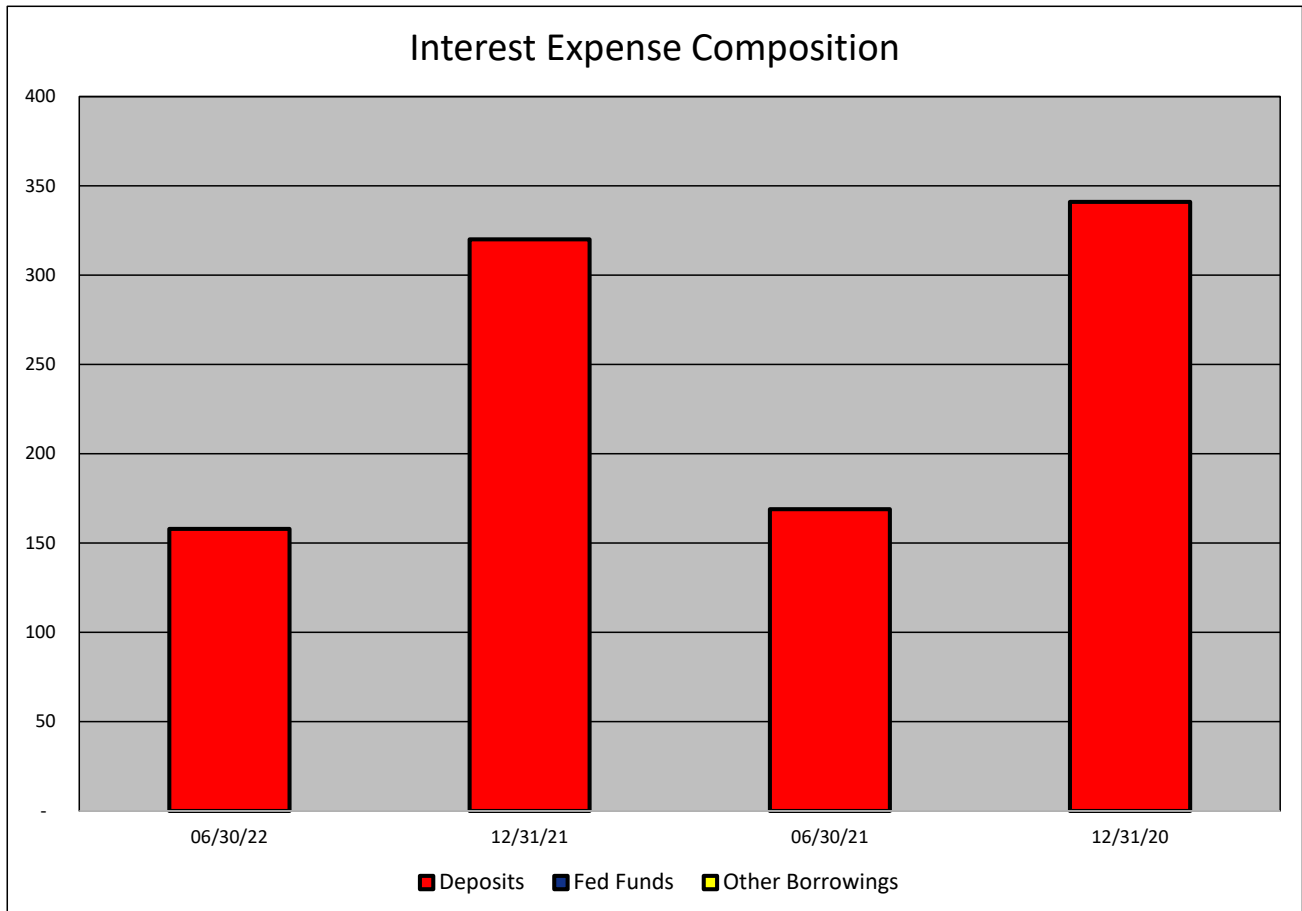
**INTEREST INCOME COMPOSITION- The First National Bank of Mount Dora**  
(Dollars in Thousands)

As of:	06/30/22	12/31/21	06/30/21	12/31/20	\$ Change 12 MTHS	% Change 12 MTHS
<b>INTEREST INCOME CATEGORY</b>						
Loans	2,281	4,956	2,486	5,346	(205)	(8.25)
Securities	2,724	4,322	2,024	3,401	700	34.58
Fed Funds	-	-	-	-	-	NA
Other	68	35	13	55	55	423.08
<b>Total Int Income</b>	<b>5,073</b>	<b>9,313</b>	<b>4,523</b>	<b>8,802</b>	<b>550</b>	<b>12.16</b>



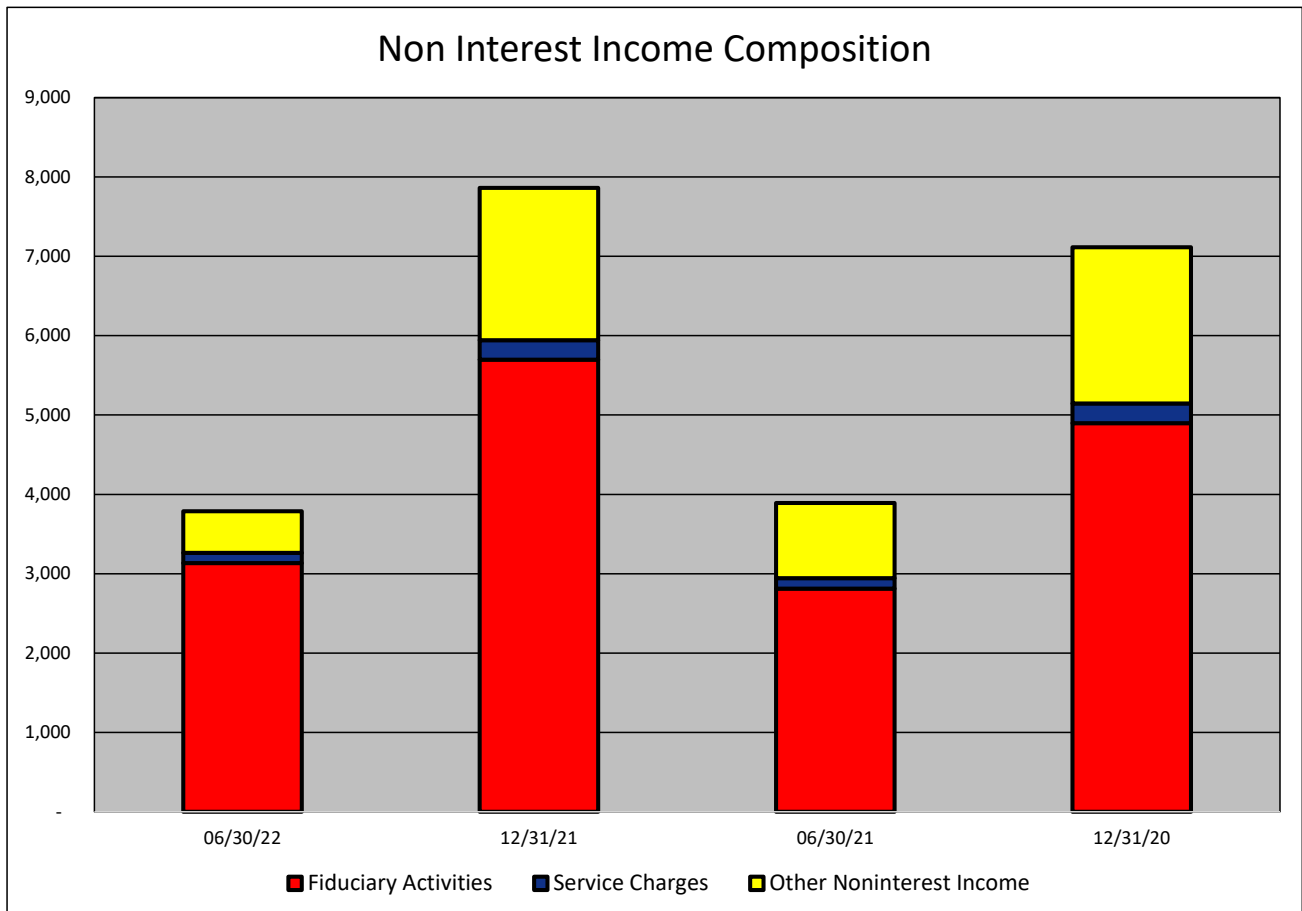
**INTEREST EXPENSE COMPOSITION- The First National Bank of Mount Dora**  
(Dollars in Thousands)

As of:	06/30/22	12/31/21	06/30/21	12/31/20	\$ Change 12 MTHS	% Change 12 MTHS
<b>INTEREST EXPENSE CATEGORY</b>						
Deposits	158	320	169	341	(11)	(6.51)
Fed Funds	-	-	-	-	-	NA
Other Borrowings	-	-	-	-	-	NA
<b>Total Int Expense</b>	<b>158</b>	<b>320</b>	<b>169</b>	<b>341</b>	<b>(11)</b>	<b>(6.51)</b>



**NONINTEREST INCOME COMPOSITION- The First National Bank of Mount Dora**  
(Dollars in Thousands)

As of:	06/30/22	12/31/21	06/30/21	12/31/20	\$ Change 12 MTHS	% Change 12 MTHS
<b>NONINTEREST INCOME CATEGORY</b>						
Fiduciary Activities	3,133	5,697	2,813	4,898	320	11.38
Service Charges	129	246	131	247	(2)	(1.53)
Other Noninterest Income	525	1,918	949	1,970	(424)	(44.68)
<b>Total Nonint. Income</b>	<b>3,787</b>	<b>7,861</b>	<b>3,893</b>	<b>7,115</b>	<b>(106)</b>	<b>(2.72)</b>

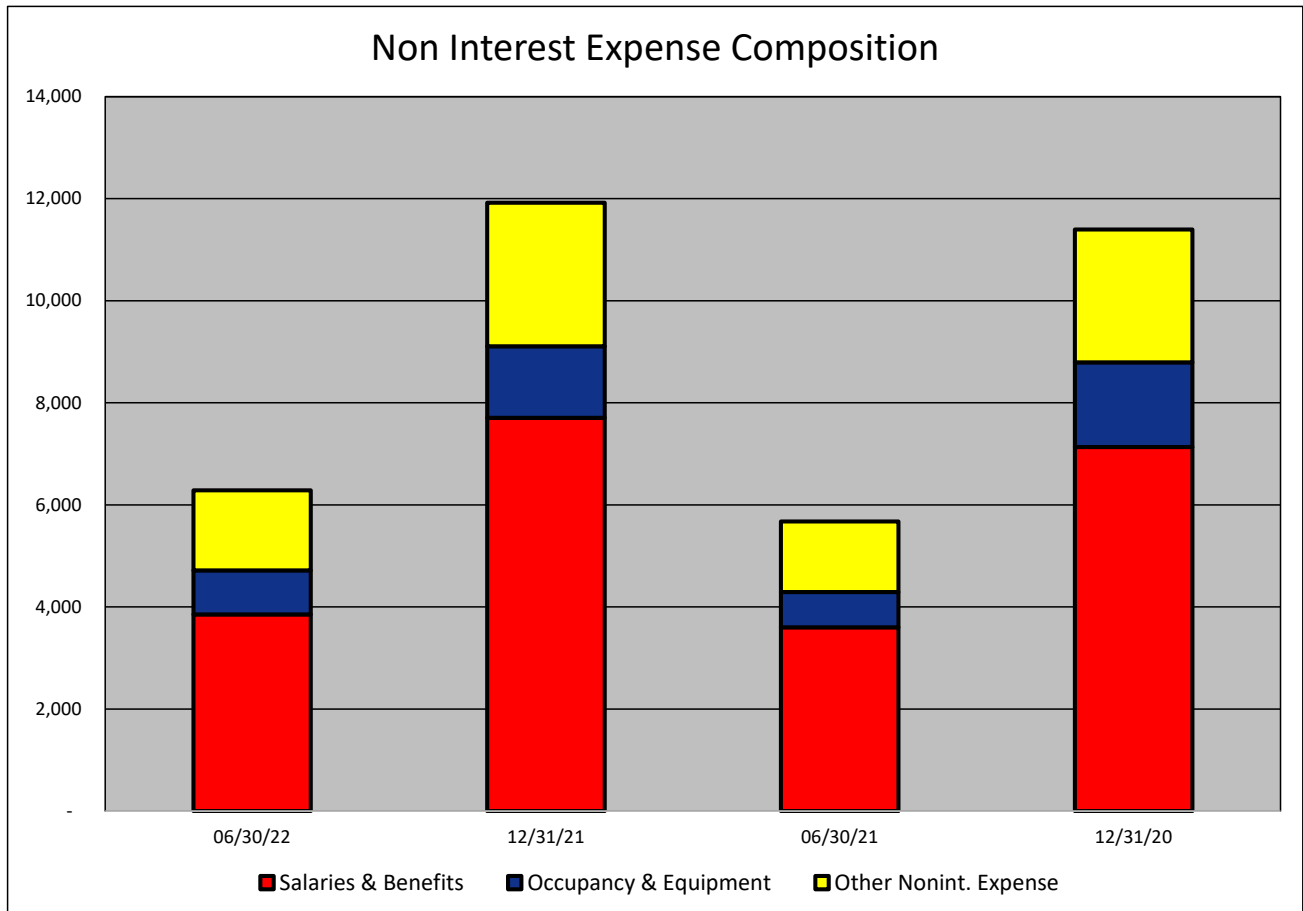


**NONINTEREST EXPENSE COMPOSITION- The First National Bank of Mount Dora**  
(Dollars in Thousands)

As of:	06/30/22	12/31/21	06/30/21	12/31/20	\$ Change 12 MTHS	% Change 12 MTHS
--------	----------	----------	----------	----------	----------------------	---------------------

**NONINTEREST EXPENSE CATEGORY**

Salaries & Benefits	3,853	7,704	3,599	7,134	254	7.06
Occupancy & Equipment	862	1,403	691	1,661	171	24.75
Other Nonint. Expense	1,571	2,814	1,384	2,601	187	13.51
<b>Total Nonint. Expense</b>	<b>6,286</b>	<b>11,921</b>	<b>5,674</b>	<b>11,396</b>	<b>612</b>	<b>10.79</b>



**PEER GROUP COMPARISONS REPORT**  
**Central Florida Group**

BALANCE SHEET

Institution name	Total Assets \$000		% Change in Assets
	This Year	Last Year	
Cogent Bank	1,245,824	940,251	<b>32.50</b>
Winter Park National Bank	751,511	596,645	<b>25.96</b>
Citizens Bank And Trust	1,292,093	1,044,722	<b>23.68</b>
Sunrise Bank	437,804	360,957	<b>21.29</b>
Surety Bank	215,833	182,555	<b>18.23</b>
Commerce Bank & Trust	173,873	148,835	<b>16.82</b>
First Colony Bank Of Florida	302,332	263,253	<b>14.84</b>
Southstate Bank, National Association	46,193,356	40,262,683	<b>14.73</b>
First Bank	654,961	573,286	<b>14.25</b>
Heartland National Bank	720,396	640,127	<b>12.54</b>
<b>The First National Bank Of Mount Dora</b>	<b>413,915</b>	<b>370,252</b>	<b>11.79</b>
Citizens First Bank	4,013,943	3,612,714	<b>11.11</b>
United Southern Bank	858,678	775,046	<b>10.79</b>
Bank Of Central Florida	965,730	882,073	<b>9.48</b>
Mainstreet Community Bank Of Florida	804,904	740,152	<b>8.75</b>
Wauchula State Bank	982,248	920,407	<b>6.72</b>
Crews Bank & Trust	221,133	209,930	<b>5.34</b>
First National Bank Of Wauchula	88,243	83,955	<b>5.11</b>
Axiom Bank, National Association	649,853	635,780	<b>2.21</b>

<b>Select Peer Average</b>	<b>3,209,823</b>	<b>2,802,296</b>	<b>14.01</b>
----------------------------	------------------	------------------	--------------

**PEER GROUP COMPARISONS REPORT**  
**Central Florida Group**

BALANCE SHEET

Institution name	Total Loans \$000		% Change in Loans
	This Year	Last Year	
Sunrise Bank	314,106	203,593	<b>54.28</b>
Cogent Bank	974,918	724,525	<b>34.56</b>
Bank Of Central Florida	527,799	420,368	<b>25.56</b>
Winter Park National Bank	316,951	262,711	<b>20.65</b>
Southstate Bank, National Association	28,009,146	24,204,465	<b>15.72</b>
Citizens First Bank	1,197,582	1,059,716	<b>13.01</b>
First National Bank Of Wauchula	63,087	58,066	<b>8.65</b>
Citizens Bank And Trust	540,866	508,763	<b>6.31</b>
First Bank	355,295	340,008	<b>4.50</b>
Wauchula State Bank	533,819	511,163	<b>4.43</b>
Commerce Bank & Trust	93,570	89,663	<b>4.36</b>
Crews Bank & Trust	87,972	85,008	<b>3.49</b>
First Colony Bank Of Florida	177,378	173,782	<b>2.07</b>
Mainstreet Community Bank Of Florida	446,287	460,447	<b>(3.08)</b>
The First National Bank Of Mount Dora	98,895	105,109	<b>(5.91)</b>
Surety Bank	71,616	76,431	<b>(6.30)</b>
Heartland National Bank	148,548	159,477	<b>(6.85)</b>
United Southern Bank	314,090	340,025	<b>(7.63)</b>
Axiom Bank, National Association	432,118	501,601	<b>(13.85)</b>

<b>Select Peer Average</b>	1,826,529	1,593,943	8.10
----------------------------	-----------	-----------	------

**PEER GROUP COMPARISONS REPORT**  
*Central Florida Group*

**CAPITAL RATIOS**  
**For the six months June 30, 2022**

Institution name	Equity/ Assets	Leverage Ratio	Tier 1 Risk- based Ratio	Risk based Capital Ratio	Common Equity Tier 1 Capital Ratio
Axiom Bank, National Association	13.72	<b>13.85</b>	19.18	20.35	19.18
Surety Bank	6.93	<b>10.07</b>	20.98	21.95	20.98
Citizens First Bank	6.92	<b>10.06</b>	14.71	15.46	14.71
First National Bank Of Wauchula	8.63	<b>10.04</b>	0.00	0.00	0.00
The First National Bank Of Mount Dora	5.41	<b>9.98</b>	14.82	15.76	14.82
Wauchula State Bank	9.59	<b>9.93</b>	0.00	0.00	0.00
Sunrise Bank	7.99	<b>9.20</b>	0.00	0.00	0.00
Cogent Bank	8.84	<b>9.11</b>	11.43	12.68	11.43
Mainstreet Community Bank Of Florida	6.71	<b>8.94</b>	0.00	0.00	0.00
Southstate Bank, National Association	11.55	<b>8.67</b>	12.00	12.68	12.00
Crews Bank & Trust	8.01	<b>8.41</b>	19.88	21.15	19.88
First Colony Bank Of Florida	7.46	<b>8.24</b>	12.54	13.79	12.54
First Bank	7.03	<b>8.23</b>	14.17	15.42	14.17
Commerce Bank & Trust	5.51	<b>8.13</b>	14.37	15.63	14.37
United Southern Bank	2.88	<b>7.91</b>	13.80	15.06	13.80
Heartland National Bank	5.98	<b>7.20</b>	23.39	24.52	23.39
Bank Of Central Florida	5.86	<b>7.15</b>	12.29	13.18	12.29
Citizens Bank And Trust	2.20	<b>7.06</b>	13.26	14.03	13.26
Winter Park National Bank	5.58	<b>6.66</b>	11.36	12.30	11.36

<b>Select Peer Average</b>	7.20	8.89	12.01	12.84	12.01
----------------------------	------	------	-------	-------	-------

**PEER GROUP COMPARISONS REPORT**  
*Central Florida Group*

**BALANCE SHEET RATIOS**  
**For the six months June 30, 2022**

Institution name	Loans/ Deposits	Gross Loans/ Assets	Securities/ Assets
Cogent Bank	<b>86.38</b>	78.25	10.96
First National Bank Of Wauchula	<b>80.28</b>	71.49	6.97
Axiom Bank, National Association	<b>79.03</b>	66.49	17.34
Sunrise Bank	<b>78.95</b>	71.75	12.57
Southstate Bank, National Association	<b>71.90</b>	60.63	18.34
First Colony Bank Of Florida	<b>63.88</b>	58.67	16.95
Wauchula State Bank	<b>60.61</b>	54.35	22.93
Mainstreet Community Bank Of Florida	<b>59.97</b>	55.45	24.24
First Bank	<b>58.66</b>	54.25	20.75
Bank Of Central Florida	<b>58.40</b>	54.65	24.28
Commerce Bank & Trust	<b>57.85</b>	53.82	29.30
Winter Park National Bank	<b>47.05</b>	42.18	40.76
Citizens Bank And Trust	<b>45.90</b>	41.86	54.44
Crews Bank & Trust	<b>43.39</b>	39.78	35.29
United Southern Bank	<b>37.99</b>	36.58	51.46
Surety Bank	<b>35.72</b>	33.18	12.55
Citizens First Bank	<b>35.45</b>	29.84	65.66
The First National Bank Of Mount Dora	<b>25.43</b>	<b>23.89</b>	<b>59.20</b>
Heartland National Bank	<b>22.06</b>	20.62	35.68

<b>Select Peer Average</b>	<b>55.21</b>	<b>49.88</b>	<b>29.46</b>
----------------------------	--------------	--------------	--------------



**PEER GROUP COMPARISONS REPORT**  
*Central Florida Group*

**PROFITABILITY RATIOS**  
**For the six months June 30, 2022**

Institution name	Avg Total Assets (\$000)	Return on Avg Assets	Return on Avg Equity
Surety Bank	204,498	<b>2.91</b>	35.31
Wauchula State Bank	960,912	<b>1.60</b>	16.63
First Colony Bank Of Florida	305,853	<b>1.59</b>	20.45
Winter Park National Bank	742,247	<b>1.43</b>	24.26
The First National Bank Of Mount Dora	385,117	<b>1.22</b>	13.92
Citizens First Bank	4,058,690	<b>1.15</b>	13.70
Southstate Bank, National Association	44,701,710	<b>1.03</b>	8.71
First Bank	642,188	<b>1.01</b>	13.48
Citizens Bank And Trust	1,300,235	<b>1.00</b>	22.56
Cogent Bank	1,219,047	<b>0.94</b>	11.12
Sunrise Bank	415,014	<b>0.93</b>	10.87
United Southern Bank	851,216	<b>0.93</b>	19.37
Mainstreet Community Bank Of Florida	775,239	<b>0.85</b>	11.23
Bank Of Central Florida	982,077	<b>0.77</b>	12.18
Crews Bank & Trust	226,613	<b>0.72</b>	9.14
Commerce Bank & Trust	184,006	<b>0.58</b>	9.12
First National Bank Of Wauchula	89,276	<b>0.53</b>	5.92
Heartland National Bank	686,677	<b>0.52</b>	7.83
Axiom Bank, National Association	643,630	<b>0.41</b>	2.83

<b>Select Peer Average</b>	3,124,960	1.06	14.14
----------------------------	-----------	------	-------

**PEER GROUP COMPARISONS REPORT**  
*Central Florida Group*

**PROFITABILITY RATIOS**  
**For the six months June 30, 2022**

Institution name	Noninterest Income/AA	Net Overhead Ratio	Efficiency Ratio	Assets (per million) per Employee
Winter Park National Bank	0.07	0.90	<b>39.47</b>	26.84
First Colony Bank Of Florida	0.12	1.46	<b>47.41</b>	15.91
Citizens First Bank	0.82	0.56	<b>48.15</b>	9.91
Surety Bank	3.23	(0.39)	<b>48.74</b>	5.68
Wauchula State Bank	0.49	1.40	<b>51.52</b>	4.44
Southstate Bank, National Association	0.84	1.25	<b>60.31</b>	8.90
Cogent Bank	0.58	2.14	<b>61.80</b>	7.33
First Bank	0.60	1.65	<b>62.07</b>	6.75
Sunrise Bank	0.10	1.98	<b>62.20</b>	8.26
United Southern Bank	0.59	1.50	<b>62.43</b>	5.88
Bank Of Central Florida	0.21	1.50	<b>62.73</b>	11.23
Mainstreet Community Bank Of Florida	0.39	1.72	<b>64.53</b>	7.59
Heartland National Bank	0.29	1.03	<b>66.76</b>	12.42
Citizens Bank And Trust	0.76	1.47	<b>67.43</b>	6.91
<b>The First National Bank Of Mount Dora</b>	<b>1.97</b>	<b>1.30</b>	<b>68.79</b>	<b>5.05</b>
Crews Bank & Trust	0.51	1.75	<b>74.74</b>	10.05
Commerce Bank & Trust	0.17	1.85	<b>74.79</b>	8.69
First National Bank Of Wauchula	0.36	3.49	<b>86.51</b>	3.27
Axiom Bank, National Association	0.87	3.50	<b>103.90</b>	4.42

<b>Select Peer Average</b>	0.68	1.58	63.91	8.92
----------------------------	------	------	-------	------

**PEER GROUP COMPARISONS REPORT**  
*Central Florida Group*

**ASSET QUALITY RATIOS**  
For the six months June 30, 2022

Institution name	Reserves/ Loans	Nonperf Loans/ Total Loans	Nonperf Assets/ Total Assets	Adjusted Texas Ratio
Commerce Bank & Trust	1.74	0.00	<b>0.00</b>	0.00
Bank Of Central Florida	0.98	0.00	<b>0.00</b>	0.00
First Colony Bank Of Florida	1.56	0.01	<b>0.00</b>	0.04
Heartland National Bank	1.63	0.00	<b>0.00</b>	0.08
Sunrise Bank	1.16	0.00	<b>0.00</b>	0.00
Winter Park National Bank	1.32	0.00	<b>0.00</b>	0.00
Mainstreet Community Bank Of Florida	1.49	0.01	<b>0.01</b>	0.09
Citizens First Bank	1.75	0.06	<b>0.02</b>	0.26
Crews Bank & Trust	2.86	0.08	<b>0.03</b>	0.35
Citizens Bank And Trust	1.02	0.17	<b>0.07</b>	2.73
United Southern Bank	3.04	0.27	<b>0.10</b>	2.43
Southstate Bank, National Association	1.14	0.32	<b>0.20</b>	1.92
<b>The First National Bank Of Mount Dora</b>	<b>2.52</b>	<b>0.69</b>	<b>0.22</b>	<b>2.34</b>
Surety Bank	1.35	0.68	<b>0.23</b>	3.07
First Bank	1.89	0.61	<b>0.33</b>	4.13
First National Bank Of Wauchula	1.19	0.46	<b>0.33</b>	3.49
Cogent Bank	1.29	0.51	<b>0.40</b>	3.33
Axiom Bank, National Association	1.25	0.57	<b>0.41</b>	2.65
Wauchula State Bank	1.93	1.07	<b>0.58</b>	5.47

<b>Select Peer Average</b>	1.64	0.29	0.15	1.70
----------------------------	------	------	------	------

**PEER GROUP COMPARISONS REPORT**  
*Central Florida Group*

**STATEMENT OF CONDITION (% OF ASSETS)**  
**For the six months June 30, 2022**

Institution name	Cash & Nointerest bearing Deps	Interest- bearing Bal	Fed Funds Sold & Repos	Held to Maturity Secs	Available for Sale Secs
Surety Bank	<b>23.64</b>	27.38	0.00	0.00	12.55
First National Bank Of Wauchula	<b>10.24</b>	6.70	0.00	0.00	6.97
First Bank	<b>4.00</b>	16.94	0.61	0.00	20.75
Commerce Bank & Trust	<b>2.90</b>	11.65	0.00	0.00	29.30
Axiom Bank, National Association	<b>1.54</b>	9.88	0.00	0.00	17.34
Winter Park National Bank	<b>1.43</b>	13.85	0.00	22.73	18.02
First Colony Bank Of Florida	<b>1.36</b>	22.86	0.00	9.95	7.00
Crews Bank & Trust	<b>1.26</b>	22.67	0.00	19.76	15.53
Southstate Bank, National Association	<b>1.22</b>	8.71	0.30	6.08	12.27
Wauchula State Bank	<b>1.20</b>	21.08	0.00	15.49	7.44
Sunrise Bank	<b>1.11</b>	13.79	0.00	1.14	11.43
Heartland National Bank	<b>1.02</b>	40.46	0.00	0.00	35.68
Bank Of Central Florida	<b>0.96</b>	17.11	0.00	0.00	24.28
Mainstreet Community Bank Of Florida	<b>0.87</b>	14.13	1.02	0.00	24.24
United Southern Bank	<b>0.82</b>	6.67	0.00	1.54	49.92
Citizens First Bank	<b>0.61</b>	0.17	0.36	0.00	65.66
The First National Bank Of Mount Dora	<b>0.48</b>	10.62	0.00	0.00	59.20
Citizens Bank And Trust	<b>0.37</b>	1.16	0.00	0.00	54.44
Cogent Bank	<b>0.30</b>	10.14	0.00	0.00	10.96

<b>Select Peer Average</b>	<b>2.91</b>	<b>14.52</b>	<b>0.12</b>	<b>4.04</b>	<b>25.42</b>
----------------------------	-------------	--------------	-------------	-------------	--------------

**PEER GROUP COMPARISONS REPORT**  
*Central Florida Group*

**STATEMENT OF CONDITION (% OF ASSETS)**  
For the six months June 30, 2022

Institution name	Net Loans & Leases	Premises & Fixed Assets	Total Real Estate Owned	Intangible Assets
Cogent Bank	<b>76.98</b>	0.43	0.00	0.07
Sunrise Bank	<b>70.92</b>	0.91	0.00	0.01
First National Bank Of Wauchula	<b>70.64</b>	1.48	0.00	0.00
Axiom Bank, National Association	<b>65.67</b>	2.30	0.03	0.30
Southstate Bank, National Association	<b>59.78</b>	1.23	0.00	4.64
First Colony Bank Of Florida	<b>57.76</b>	0.56	0.00	0.00
Mainstreet Community Bank Of Florida	<b>54.52</b>	2.20	0.00	0.01
Bank Of Central Florida	<b>54.12</b>	1.17	0.00	0.02
Wauchula State Bank	<b>53.30</b>	0.75	0.00	0.00
First Bank	<b>53.22</b>	2.27	0.00	0.00
Commerce Bank & Trust	<b>52.88</b>	0.11	0.00	0.00
Winter Park National Bank	<b>41.62</b>	0.43	0.00	0.00
Citizens Bank And Trust	<b>41.43</b>	0.84	0.00	0.00
Crews Bank & Trust	<b>38.64</b>	1.74	0.00	0.00
United Southern Bank	<b>35.47</b>	1.20	0.00	0.00
Surety Bank	<b>32.73</b>	0.95	0.00	0.00
Citizens First Bank	<b>28.90</b>	1.13	0.00	0.30
The First National Bank Of Mount Dora	<b>23.29</b>	1.09	0.05	0.00
Heartland National Bank	<b>20.26</b>	0.53	0.00	0.00

<b>Select Peer Average</b>	49.06	1.12	0.00	0.28
----------------------------	-------	------	------	------

**PEER GROUP COMPARISONS REPORT**  
*Central Florida Group*

**STATEMENT OF CONDITION (% OF TOTAL FUNDING SOURCES)**  
**For the six months June 30, 2022**

Institution name	Non Interest Bearing Deps	Interest Bearing Deps	Total Deps	Total Fed Funds & Repos	Other Borrowed Money
United Southern Bank	<b>56.72</b>	43.28	100.00	0.00	0.00
Surety Bank	<b>46.96</b>	53.04	100.00	0.00	0.00
Crews Bank & Trust	<b>43.83</b>	56.17	100.00	0.00	0.00
Bank Of Central Florida	<b>42.50</b>	57.50	100.00	0.00	0.00
First Colony Bank Of Florida	<b>42.49</b>	57.51	100.00	0.00	0.00
The First National Bank Of Mount Dora	<b>41.86</b>	58.14	100.00	0.00	0.00
Mainstreet Community Bank Of Florida	<b>41.04</b>	58.55	99.60	0.00	0.40
Sunrise Bank	<b>40.56</b>	58.44	99.00	0.00	1.00
First Bank	<b>38.77</b>	61.23	100.00	0.00	0.00
Citizens Bank And Trust	<b>38.60</b>	55.24	93.84	3.38	2.78
Cogent Bank	<b>38.19</b>	61.81	100.00	0.00	0.00
Southstate Bank, National Association	<b>36.38</b>	61.92	98.30	1.69	0.01
Wauchula State Bank	<b>35.94</b>	63.50	99.44	0.53	0.03
First National Bank Of Wauchula	<b>33.01</b>	66.99	100.00	0.00	0.00
Commerce Bank & Trust	<b>28.87</b>	70.12	98.99	1.01	0.00
Winter Park National Bank	<b>28.13</b>	66.96	95.09	4.77	0.14
Heartland National Bank	<b>24.37</b>	75.63	100.00	0.00	0.00
Axiom Bank, National Association	<b>23.41</b>	74.79	98.20	0.00	1.80
Citizens First Bank	<b>18.72</b>	72.67	91.40	5.82	2.79

<b>Select Peer Average</b>	36.86	61.76	98.62	0.91	0.47
----------------------------	-------	-------	-------	------	------

**PEER GROUP COMPARISONS REPORT**  
*Central Florida Group*

**YIELDS, COSTS & SPREADS - ASSET YIELDS**  
For the six months June 30, 2022

Institution name	Yield on Earning Assets	Cost of Funds	Net Interest Margin	Avg Earning Assets/AA
First National Bank Of Wauchula	4.84	0.35	<b>4.61</b>	88.21
Cogent Bank	4.07	0.38	<b>3.85</b>	99.24
Surety Bank	3.97	0.39	<b>3.66</b>	68.81
Axiom Bank, National Association	3.94	0.59	<b>3.52</b>	94.78
Sunrise Bank	3.54	0.40	<b>3.31</b>	97.64
First Bank	3.37	0.23	<b>3.23</b>	92.97
First Colony Bank Of Florida	3.30	0.14	<b>3.17</b>	98.63
Wauchula State Bank	3.22	0.09	<b>3.16</b>	98.55
Mainstreet Community Bank Of Florida	3.07	0.16	<b>2.98</b>	96.64
Southstate Bank, National Association	2.96	0.09	<b>2.90</b>	90.19
United Southern Bank	2.83	0.08	<b>2.78</b>	98.44
Commerce Bank & Trust	3.00	0.60	<b>2.62</b>	94.64
The First National Bank Of Mount Dora	2.70	0.16	<b>2.61</b>	97.73
Bank Of Central Florida	2.67	0.14	<b>2.59</b>	96.89
Citizens Bank And Trust	2.70	0.22	<b>2.57</b>	96.67
Crews Bank & Trust	2.60	0.10	<b>2.55</b>	97.16
Winter Park National Bank	2.68	0.31	<b>2.47</b>	96.55
Citizens First Bank	2.12	0.15	<b>2.00</b>	97.08
Heartland National Bank	1.84	0.15	<b>1.73</b>	97.70
<b>Select Peer Average</b>	3.13	0.25	2.84	94.66