

Sunrise Bank

Orlando, FL

Established

8/1/2005

Florida Bank and Thrift Performance Report

Table of Contents

Title	Page
PEER GROUP POSITION	1
EXECUTIVE SUMMARY	2
SELECTED FINANCIAL DATA	3
SECURITIES COMPOSITION	4
LOAN PORTFOLIO COMPOSITION	5
LOAN PORTFOLIO QUALITY	6
DEPOSIT BASE COMPOSITION	7
INTEREST INCOME COMPOSITION	8
INTEREST EXPENSE COMPOSITION	9
NONINTEREST INCOME COMPOSITION	10
NONINTEREST EXPENSE COMPOSITION	11
PEER GROUP COMPARISONS REPORT	12-22

FLORIDA BANKING TEAM

Ed Hacker, Robert Brink, Steve Kania, Ted Hacker, David Ajvazi, Michael Squitieri, Erica Hines, Sacha Widmaier, Kristin Moroso, Anthony Hagbartsen, Madeline Bogumil, Natalie Filippone, Lauren Klindt, Phillip Berdeguer, Andrew Joyce, Dylan Frayne, Mai Tran, Dylan Frayne, Meranda Joseph, Patricia Romero, Vanessa Hossler, Adam McCord, Michael Law, Benley Fleureme-Pierre, Joseph Fazio, Allyson Wiitala

Information contained herein was obtained from FIS is believed to be reliable however, accuracy is not guaranteed and all peer and state averages are simple averages.

PEER GROUP POSITION
For the
Central Florida Group

For the year ended December 31, 2022

Institution name	Total Assets (\$'000's)
Southstate Bank, National Association	43,900,126
Citizens First Bank	3,828,547
Cogent Bank	1,476,523
Citizens Bank And Trust	1,324,883
Wauchula State Bank	972,344
Bank Of Central Florida	961,073
United Southern Bank	892,197
Mainstreet Community Bank Of Florida	747,614
Heartland National Bank	738,123
Winter Park National Bank	713,985
First Bank	691,261
Axiom Bank, National Association	661,535
Sunrise Bank	447,727
The First National Bank Of Mount Dora	387,221
First Colony Bank Of Florida	295,933
Crews Bank & Trust	226,132
Surety Bank	216,989
Commerce Bank & Trust	151,773
First National Bank Of Wauchula	89,713

Institution name	Return on Avg Assets (%)
Surety Bank	3.13
First Colony Bank Of Florida	1.84
Wauchula State Bank	1.53
Winter Park National Bank	1.39
Citizens First Bank	1.24
Cogent Bank	1.24
Sunrise Bank	1.22
The First National Bank Of Mount Dora	1.16
Southstate Bank, National Association	1.15
United Southern Bank	1.10
Heartland National Bank	1.07
Crews Bank & Trust	1.06
First Bank	1.05
Mainstreet Community Bank Of Florida	1.03
Citizens Bank And Trust	0.89
Bank Of Central Florida	0.86
Commerce Bank & Trust	0.69
First National Bank Of Wauchula	0.68
Axiom Bank, National Association	0.08

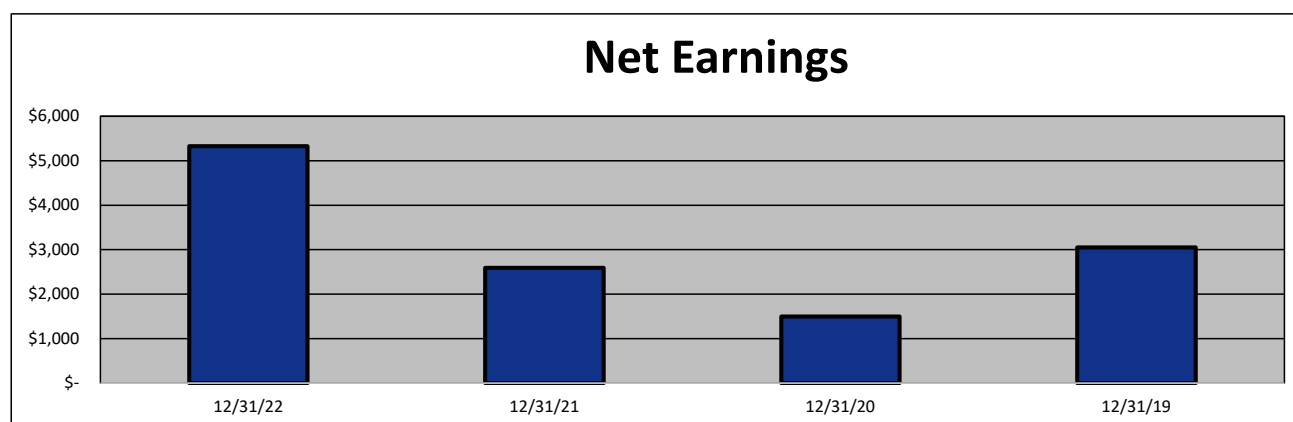
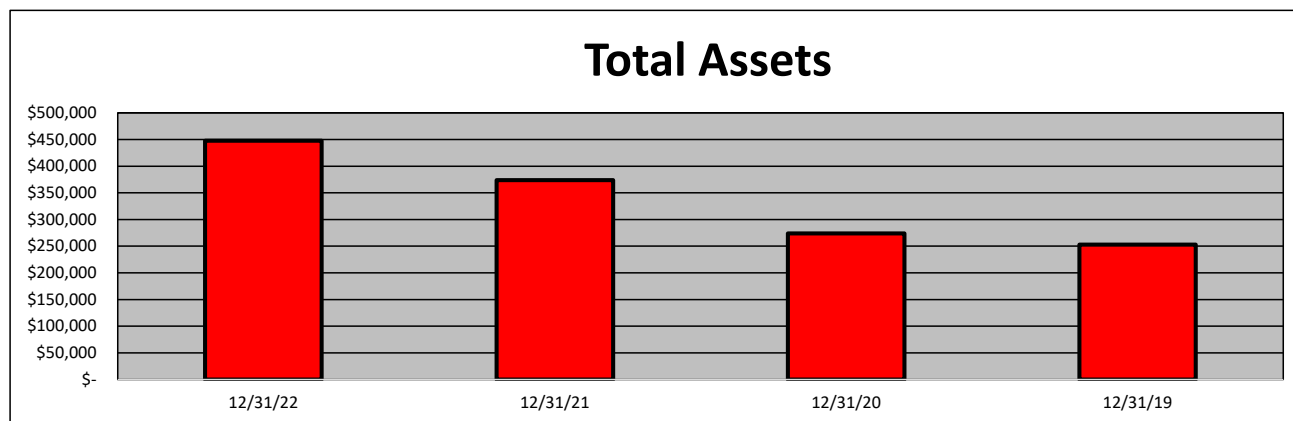
**EXECUTIVE SUMMARY - Sunrise Bank
(Percentage)**

Period Ending	12/31/22	12/31/21	12/31/20	12/31/19	State Avg.	Peer Avg.
CAPITAL RATIOS						
Equity/Assets	8.12	9.57	10.32	10.87	10.13	7.28
Leverage Ratio	9.44	9.44	9.94	11.37	10.24	9.23
Tier 1 Cap/Risk Based Assets	0.00	0.00	0.00	15.29	18.48	11.91
Risk Based Ratio	0.00	0.00	0.00	16.14	19.34	12.73
Common Equity Tier 1 Capital Ratio	NA	0.00	0.00	15.29	18.48	11.91
BALANCE SHEET RATIOS:						
Loan/Deposit Ratio	88.99	75.65	80.81	79.96	60.26	61.29
Loans/Assets	79.97	66.97	69.69	67.26	50.83	54.64
Securities/Assets	15.82	10.48	12.88	15.11	18.73	29.47
PROFITABILITY:						
Return on Avg Assets	1.22	0.76	0.57	1.32	0.61	1.18
Return on Avg Equity	15.03	8.32	5.22	11.67	8.77	17.62
Nonint Income/Avg Assets	0.10	0.18	0.18	0.14	1.30	0.67
Net Overhead Ratio	1.99	2.09	2.62	2.59	1.97	1.66
Efficiency Ratio	56.85	69.14	78.84	67.39	162.15	60.89
Assets (per million) per Employee	7.85	7.79	6.52	5.75	9.87	8.76
ASSET QUALITY:						
Reserves/Loans	1.26	1.18	1.04	0.90	1.37	1.58
Nonperforming Loans/Total Loans	0.00	0.18	0.23	0.14	0.54	0.36
Nonperforming Assets/Total Assets	0.00	0.12	0.16	0.09	0.34	0.17
Adjusted Texas Ratio	0.00	1.20	1.46	0.82	2.40	2.60
YIELDS & COSTS:						
Yield on earning assets	4.11	3.47	4.21	5.06	3.11	3.50
Cost of funds	0.83	0.52	1.16	1.57	0.38	0.42
Net interest margin	3.65	3.17	3.47	4.00	2.58	3.22
Avg Earning Assets/Avg Assets	97.90	97.65	97.07	97.53	90.84	95.25

SELECTED FINANCIAL DATA - Sunrise Bank
(Dollars in Thousands)

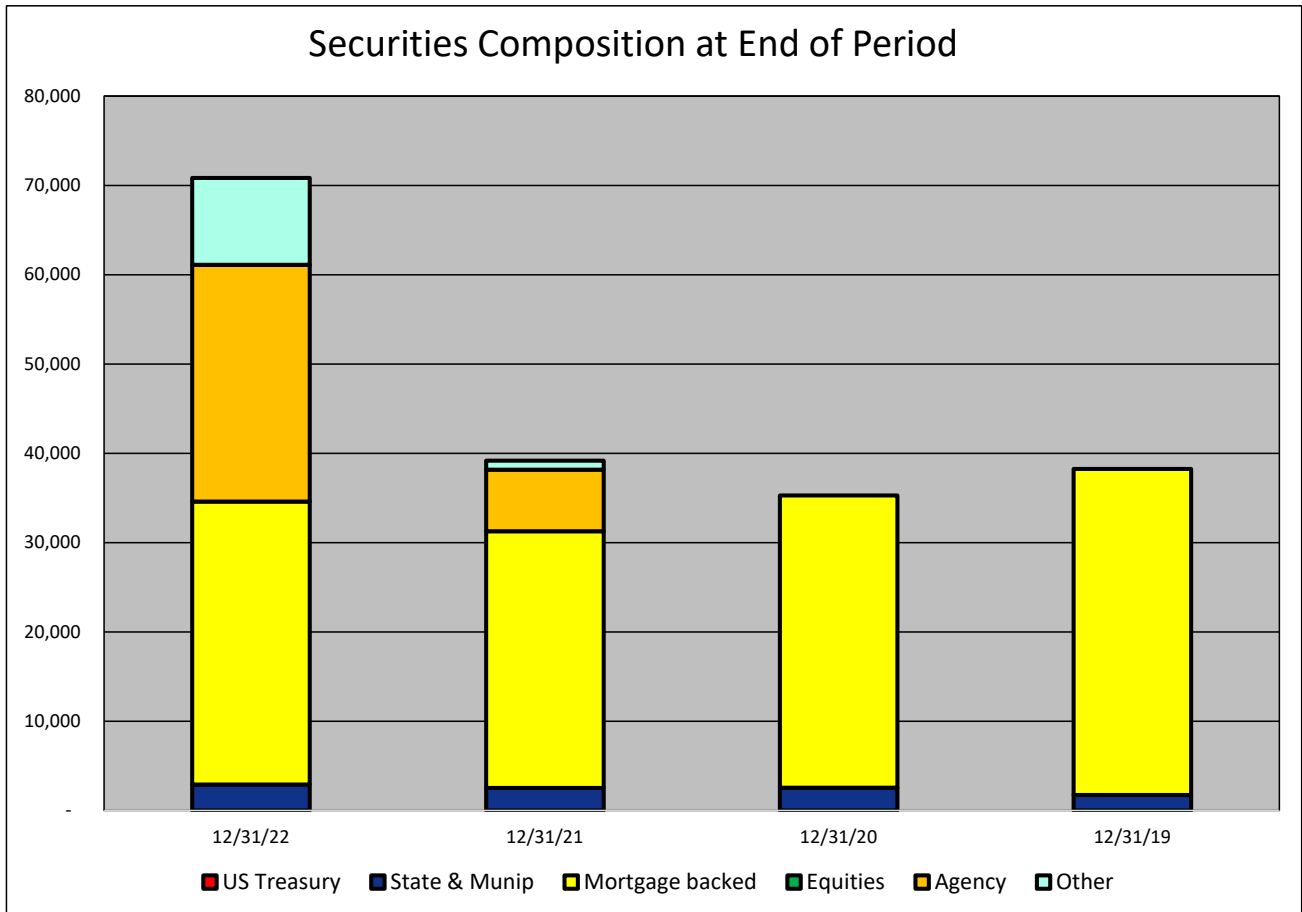
As of:	12/31/22	12/31/21	12/31/20	12/31/19	\$ Change 12 MTHS	% Change 12 MTHS
Total Assets	447,727	373,745	273,872	253,024	73,982	19.79
Cash and Equivalents	10,559	80,654	42,801	39,195	(70,095)	(86.91)
Securities	70,820	39,174	35,263	38,239	31,646	80.78
Loans, net	358,036	250,312	190,857	170,179	107,724	43.04
Deposit Accounts	402,338	330,872	236,183	212,833	71,466	21.60
Fed Funds & Repos	-	-	-	2,100	-	NA
Total Equity	36,372	35,759	28,267	27,514	613	1.71

Period Ending	12/31/22	12/31/21	12/31/20	12/31/19	\$ Change 12 MTHS	% Change 12 MTHS
Net Earnings	5,326	2,594	1,495	3,054	2,732	105.32
Interest Income	17,527	11,593	10,749	11,459	5,934	51.19
Interest Expense	1,968	1,017	1,887	2,395	951	93.51
Net Interest Income	15,559	10,576	8,862	9,064	4,983	47.12
Prov for Loan Loss	1,565	850	470	-	715	84.12
Noninterest income	432	617	474	321	(185)	(29.98)
Gain on Sale of Securities	-	-	-	-	-	NA
Noninterest Expense	9,100	7,749	7,371	6,331	1,351	17.43
Net Operating Income	5,326	2,594	1,495	3,054	2,732	105.32
Income Taxes	-	-	-	-	-	NA



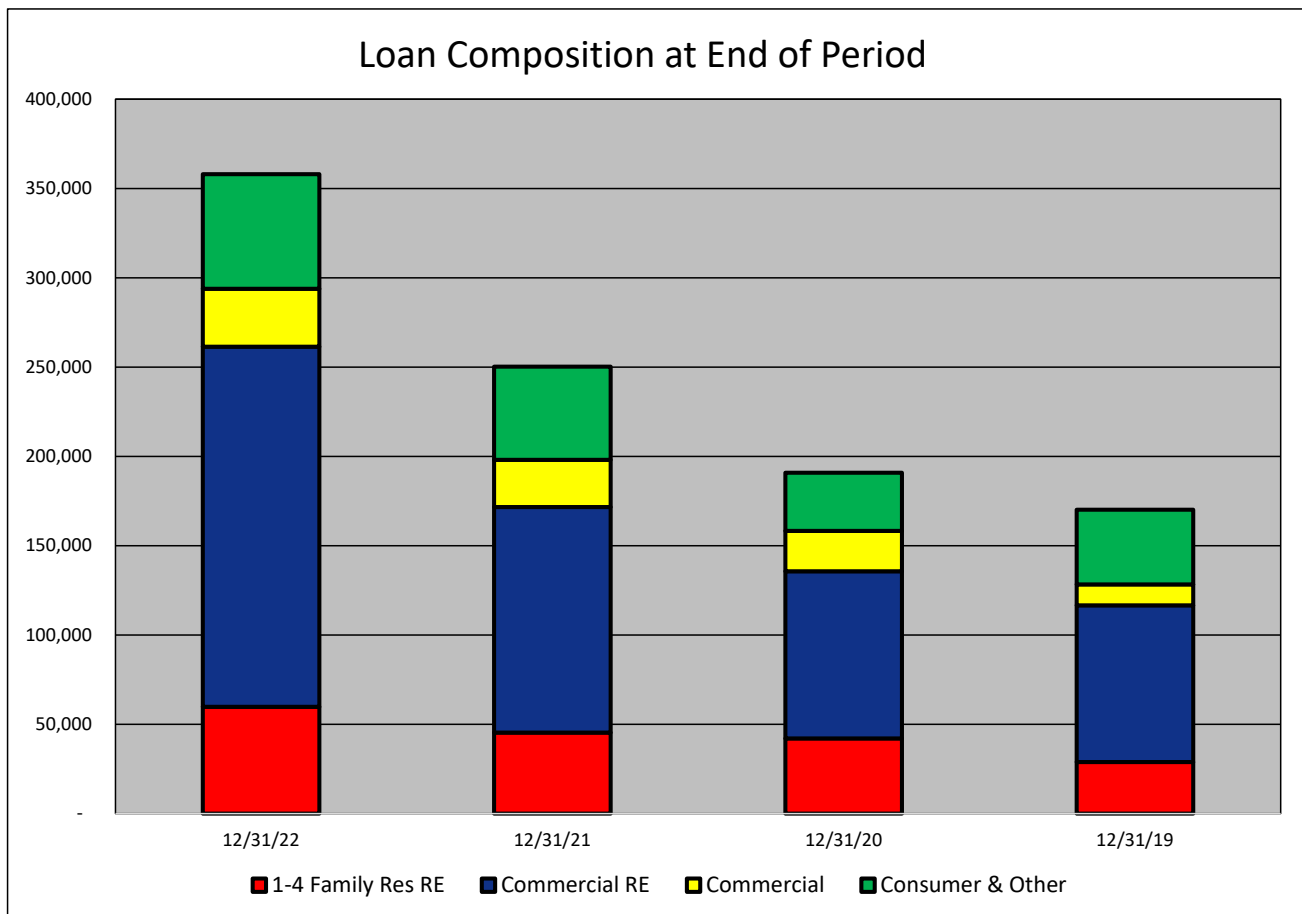
SECURITIES COMPOSITION - Sunrise Bank
(Dollars in Thousands)

As of:	12/31/22	12/31/21	12/31/20	12/31/19	\$ Change 12 MTHS	% Change 12 MTHS
SECURITIES CATEGORY:						
US Treasury	-	-	-	-	-	NA
State & Munip	2,919	2,535	2,548	1,743	384	15.15
Mortgage backed	31,676	28,727	32,715	36,496	2,949	10.27
Equities	-	-	-	-	-	NA
Agency	26,509	6,913	-	-	19,596	283.47
Other	9,716	999	-	-	8,717	872.57
Total Securities	70,820	39,174	35,263	38,239	31,646	80.78



LOAN PORTFOLIO COMPOSITION - Sunrise Bank
(Dollars in Thousands)

As of:	12/31/22	12/31/21	12/31/20	12/31/19	\$ Change 12 MTHS	% Change 12 MTHS
LOAN CATEGORY:						
1-4 Family Res RE	59,824	45,324	42,055	28,859	14,500	31.99
Commercial RE	201,609	126,269	93,607	87,722	75,340	59.67
Commercial	32,437	26,481	22,598	11,713	5,956	22.49
Consumer & Other	64,166	52,238	32,597	41,885	11,928	22.83
Loans, Net	358,036	250,312	190,857	170,179	107,724	43.04



LOAN PORTFOLIO QUALITY - Sunrise Bank
(Dollars in Thousands)

As of:	12/31/22	12/31/21	12/31/20	12/31/19	\$ Change 12 MTHS	% Change 12 MTHS
--------	----------	----------	----------	----------	----------------------	---------------------

LOAN LOSS RESERVE ACTIVITY:

Beginning Balance	2,956	1,986	1,535	1,535	970	48.84
Total Recoveries	3	120	-	-	(117)	(97.50)
Total Charge-offs	-	-	19	-	-	NA
Provision Expense	1,565	850	470	-	715	84.12
Writedown Transfer Loans HFS	-	-	-	-	-	NA
Adjustments	-	-	-	-	-	NA
Ending Balance	<u>4,524</u>	<u>2,956</u>	<u>1,986</u>	<u>1,535</u>	<u>1,568</u>	<u>53.04</u>

NON-PERFORMING ASSETS:

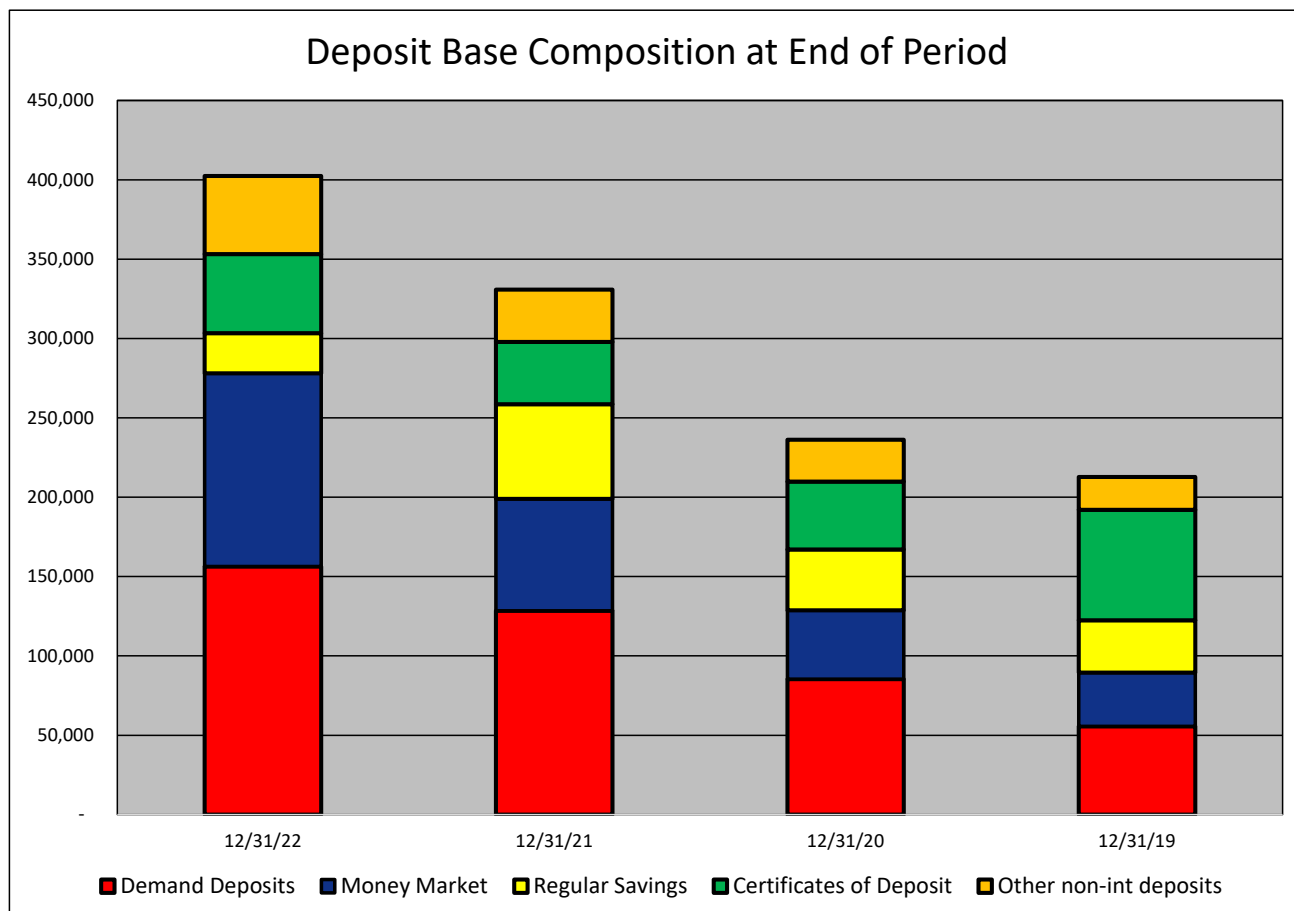
Total-90+ Days Past Due	-	-	-	-	-	NA
Total-Nonaccrual	-	463	443	238	(463)	(100.00)
Foreclosed Real Estate	-	-	-	-	-	NA
Total Non-perf Assets	<u>-</u>	<u>463</u>	<u>443</u>	<u>238</u>	<u>(463)</u>	<u>(100.00)</u>

DEPOSIT BASE COMPOSITION - Sunrise Bank
(Dollars in Thousands)

As of:	12/31/22	12/31/21	12/31/20	12/31/19	\$ Change 12 MTHS	% Change 12 MTHS
--------	----------	----------	----------	----------	----------------------	---------------------

DEPOSIT BASE CATEGORY:

Demand Deposits	156,400	128,477	85,337	55,537	27,923	21.73
Money Market	121,732	70,525	43,465	33,914	51,207	72.61
Regular Savings	25,241	59,556	38,277	33,035	(34,315)	(57.62)
Certificates of Deposit	49,824	39,340	42,821	69,568	10,484	26.65
Other non-int deposits	49,141	32,974	26,283	20,779	16,167	49.03
Total Deposits	402,338	330,872	236,183	212,833	71,466	21.60

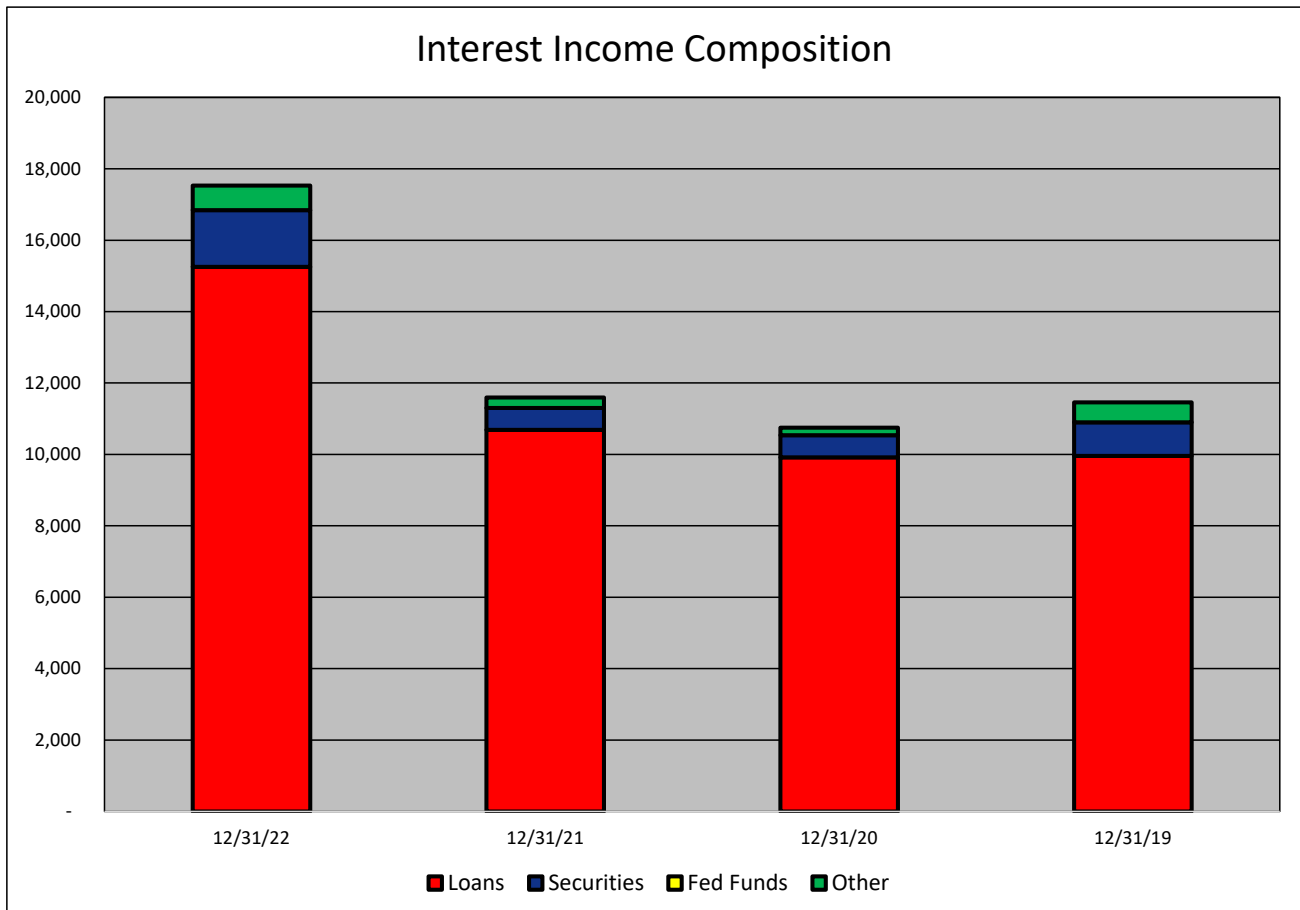


INTEREST INCOME COMPOSITION- Sunrise Bank
(Dollars in Thousands)

As of:	12/31/22	12/31/21	12/31/20	12/31/19	\$ Change 12 MTHS	% Change 12 MTHS
--------	----------	----------	----------	----------	----------------------	---------------------

INTEREST INCOME CATEGORY

Loans	15,251	10,691	9,921	9,957	4,560	42.65
Securities	1,593	609	616	945	984	161.58
Fed Funds	-	-	-	-	-	NA
Other	683	293	212	557	390	133.11
Total Int Income	17,527	11,593	10,749	11,459	5,934	51.19

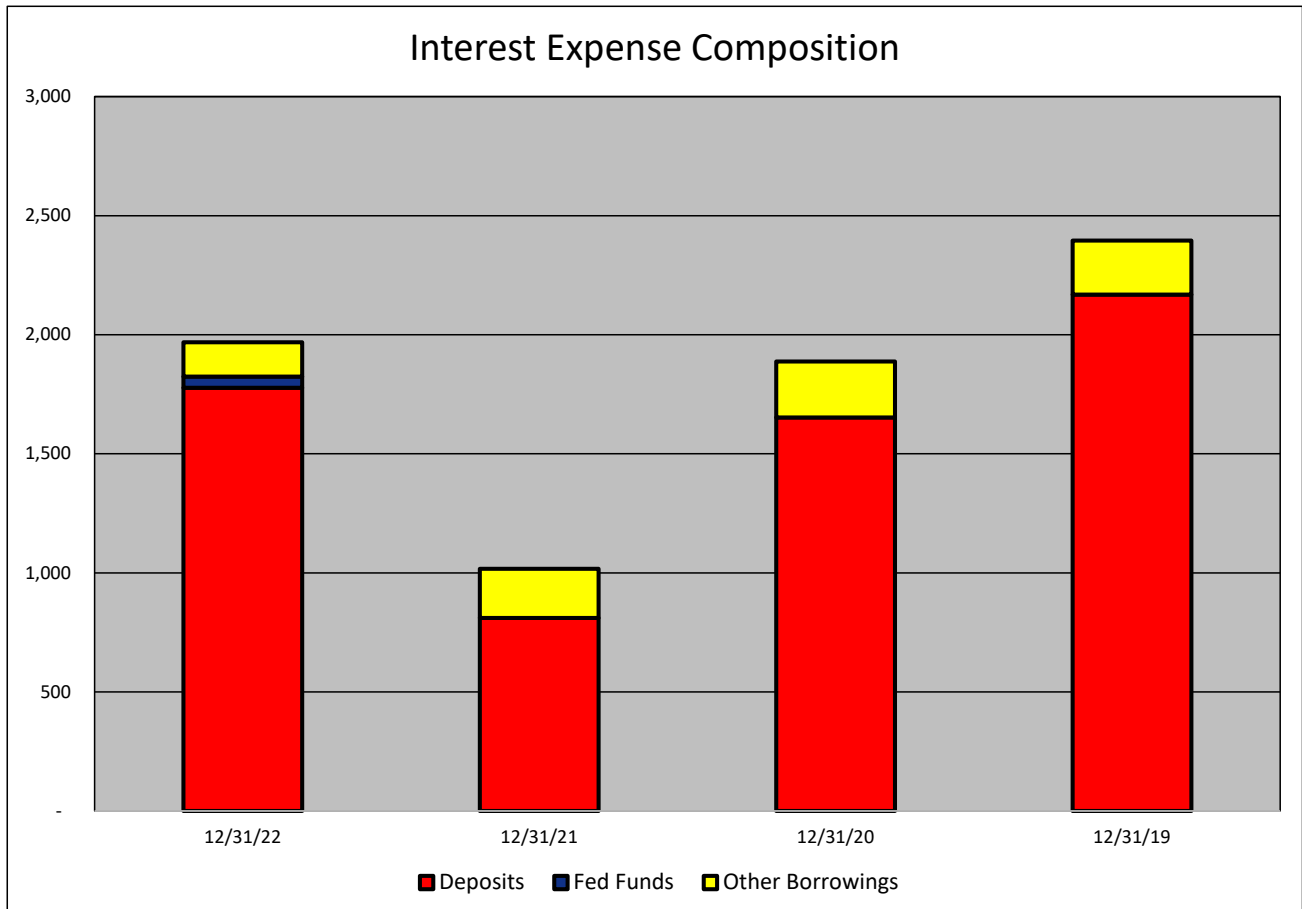


INTEREST EXPENSE COMPOSITION- Sunrise Bank
(Dollars in Thousands)

As of:	12/31/22	12/31/21	12/31/20	12/31/19	\$ Change 12 MTHS	% Change 12 MTHS
--------	----------	----------	----------	----------	----------------------	---------------------

INTEREST EXPENSE CATEGORY

Deposits	1,777	811	1,652	2,168	966	119.11
Fed Funds	47	-	-	-	47	NA
Other Borrowings	144	206	235	227	(62)	(30.10)
Total Int Expense	1,968	1,017	1,887	2,395	951	93.51

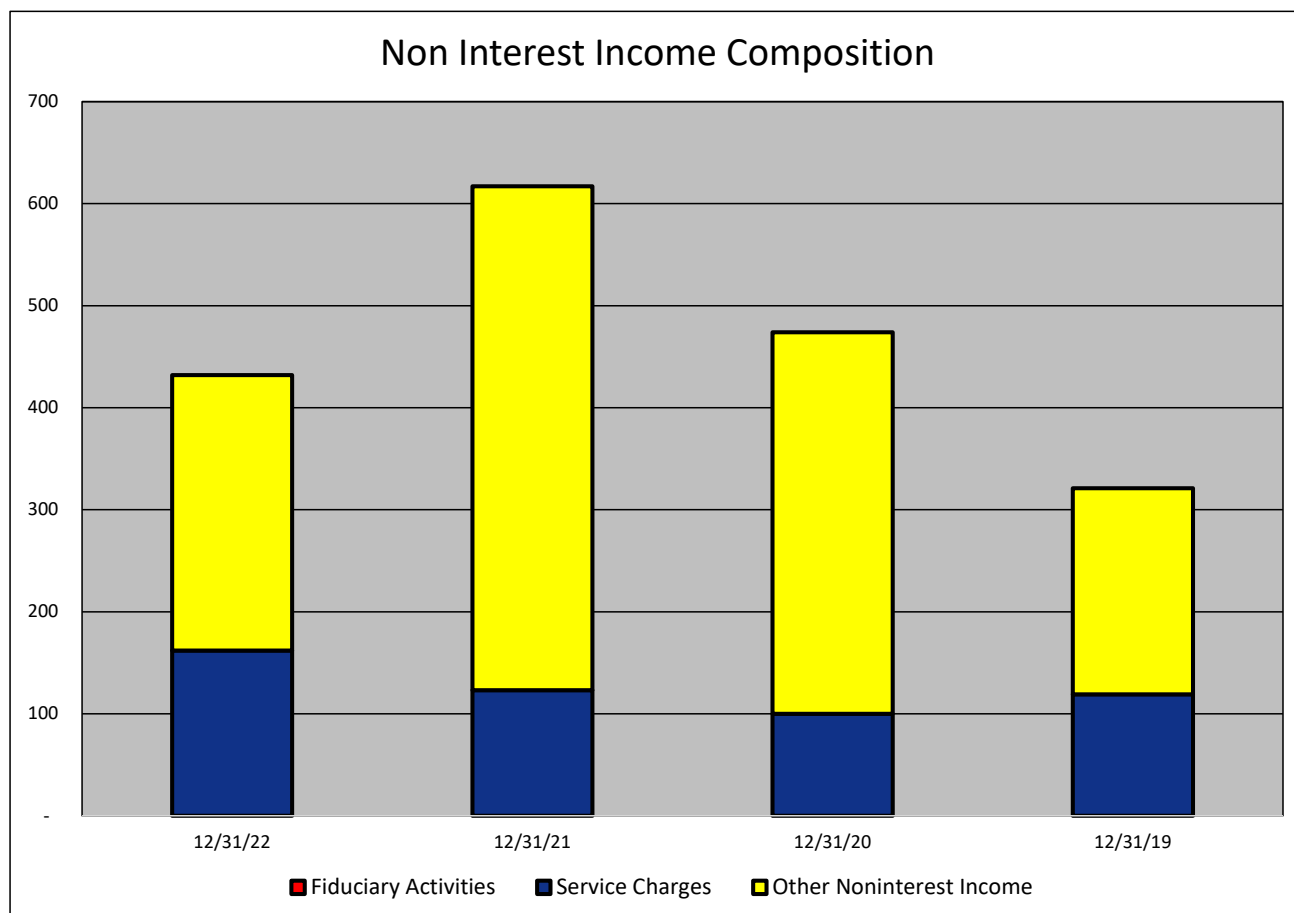


NONINTEREST INCOME COMPOSITION- Sunrise Bank
(Dollars in Thousands)

As of:	12/31/22	12/31/21	12/31/20	12/31/19	\$ Change 12 MTHS	% Change 12 MTHS
--------	----------	----------	----------	----------	----------------------	---------------------

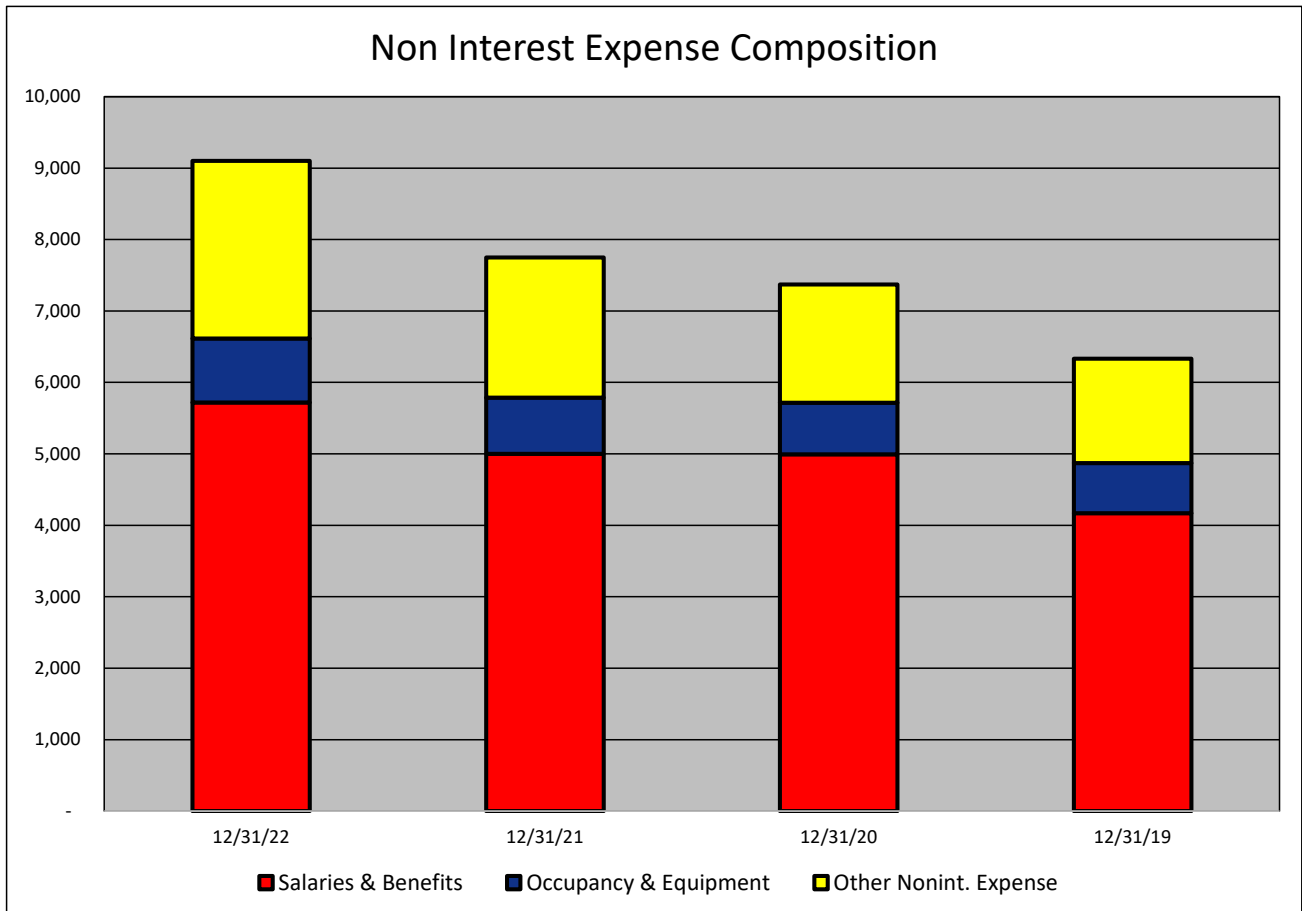
NONINTEREST INCOME CATEGORY

Fiduciary Activities	-	-	-	-	-	NA
Service Charges	162	123	100	119	39	31.71
Other Noninterest Income	270	494	374	202	(224)	(45.34)
Total Nonint. Income	432	617	474	321	(185)	(29.98)



NONINTEREST EXPENSE COMPOSITION- Sunrise Bank
(Dollars in Thousands)

As of:	12/31/22	12/31/21	12/31/20	12/31/19	\$ Change 12 MTHS	% Change 12 MTHS
NONINTEREST EXPENSE CATEGORY						
Salaries & Benefits	5,718	5,000	4,992	4,170	718	14.36
Occupancy & Equipment	898	788	725	701	110	13.96
Other Nonint. Expense	2,484	1,961	1,654	1,460	523	26.67
Total Nonint. Expense	9,100	7,749	7,371	6,331	1,351	17.43



PEER GROUP COMPARISONS REPORT
Central Florida Group

BALANCE SHEET

Institution name	Total Assets \$'000		% Change in Assets
	This Year	Last Year	
Cogent Bank	1,476,523	1,076,177	37.20
Sunrise Bank	447,727	373,745	19.79
First Bank	691,261	596,226	15.94
Heartland National Bank	738,123	658,568	12.08
Citizens Bank And Trust	1,324,883	1,214,010	9.13
Surety Bank	216,989	199,684	8.67
United Southern Bank	892,197	847,789	5.24
First National Bank Of Wauchula	89,713	85,600	4.80
Southstate Bank, National Association	43,900,126	41,943,825	4.66
The First National Bank Of Mount Dora	387,221	373,897	3.56
Wauchula State Bank	972,344	944,582	2.94
Axiom Bank, National Association	661,535	651,305	1.57
Crews Bank & Trust	226,132	224,249	0.84
Bank Of Central Florida	961,073	963,095	(0.21)
Mainstreet Community Bank Of Florida	747,614	769,519	(2.85)
Citizens First Bank	3,828,547	3,978,260	(3.76)
Commerce Bank & Trust	151,773	159,803	(5.02)
First Colony Bank Of Florida	295,933	314,151	(5.80)
Winter Park National Bank	713,985	797,240	(10.44)

Select Peer Average	3,090,721	2,956,407	5.18
----------------------------	-----------	-----------	------

PEER GROUP COMPARISONS REPORT
Central Florida Group

BALANCE SHEET

Institution name	Total Loans \$000		% Change in Loans
	This Year	Last Year	
Cogent Bank	1,225,265	824,167	48.67
Sunrise Bank	358,036	250,312	43.04
Bank Of Central Florida	618,424	455,678	35.72
Citizens Bank And Trust	626,902	498,028	25.88
Winter Park National Bank	381,884	303,797	25.70
Southstate Bank, National Association	30,206,830	24,119,889	25.24
Commerce Bank & Trust	110,921	91,503	21.22
Citizens First Bank	1,222,148	1,085,570	12.58
United Southern Bank	340,304	304,829	11.64
Crews Bank & Trust	90,650	83,406	8.69
The First National Bank Of Mount Dora	105,453	97,322	8.35
First Bank	396,949	370,003	7.28
Mainstreet Community Bank Of Florida	466,970	443,952	5.18
First National Bank Of Wauchula	65,345	62,695	4.23
Heartland National Bank	155,056	149,267	3.88
Wauchula State Bank	549,915	533,661	3.05
Axiom Bank, National Association	443,053	444,502	(0.33)
First Colony Bank Of Florida	171,382	177,898	(3.66)
Surety Bank	77,233	80,567	(4.14)

Select Peer Average	1,979,617	1,598,792	14.85
----------------------------	-----------	-----------	-------

PEER GROUP COMPARISONS REPORT
Central Florida Group

CAPITAL RATIOS
For the year ended December 31, 2022

Institution name	Equity/ Assets	Leverage Ratio	Tier 1 Risk- based Ratio	Risk based Capital Ratio	Common Equity Tier 1 Capital Ratio
Axiom Bank, National Association	13.32	13.19	17.63	18.47	17.63
Citizens First Bank	7.41	10.95	16.35	17.16	16.35
Surety Bank	7.12	10.77	22.35	23.35	22.35
The First National Bank Of Mount Dora	6.39	10.62	14.67	15.50	14.67
First National Bank Of Wauchula	8.95	10.43	0.00	0.00	0.00
Wauchula State Bank	9.30	9.63	0.00	0.00	0.00
Mainstreet Community Bank Of Florida	7.42	9.45	0.00	0.00	0.00
Sunrise Bank	8.12	9.44	0.00	0.00	0.00
Southstate Bank, National Association	12.21	9.39	11.80	12.69	11.80
Commerce Bank & Trust	6.10	9.16	12.56	13.81	12.56
Cogent Bank	8.05	8.93	10.19	11.42	10.19
First Colony Bank Of Florida	7.89	8.51	13.17	14.42	13.17
First Bank	7.00	8.48	13.85	15.10	13.85
Crews Bank & Trust	7.52	8.46	19.45	20.72	19.45
Bank Of Central Florida	7.24	8.39	12.33	13.11	12.33
United Southern Bank	2.51	8.35	15.04	16.30	15.04
Heartland National Bank	5.94	7.39	23.89	24.99	23.89
Citizens Bank And Trust	0.24	7.07	12.28	13.12	12.28
Winter Park National Bank	5.53	6.76	10.82	11.77	10.82

Select Peer Average	7.28	9.23	11.91	12.73	11.91
----------------------------	------	------	-------	-------	-------

PEER GROUP COMPARISONS REPORT
Central Florida Group

BALANCE SHEET RATIOS
For the year ended December 31, 2022

Institution name	Loans/ Deposits	Gross Loans/ Assets	Securities/ Assets
Cogent Bank	97.07	82.98	13.24
Sunrise Bank	88.99	79.97	15.82
Southstate Bank, National Association	82.88	68.81	18.25
First National Bank Of Wauchula	81.65	72.84	7.02
Commerce Bank & Trust	80.83	73.08	21.33
Axiom Bank, National Association	78.62	66.97	10.20
Bank Of Central Florida	70.29	64.35	29.59
Mainstreet Community Bank Of Florida	67.90	62.46	29.09
Wauchula State Bank	63.95	56.56	26.01
First Colony Bank Of Florida	63.27	57.91	18.57
First Bank	62.08	57.42	23.04
Winter Park National Bank	57.20	53.49	37.77
Citizens Bank And Trust	51.81	47.32	48.82
Crews Bank & Trust	43.48	40.09	29.50
United Southern Bank	41.89	38.14	47.14
Surety Bank	40.80	35.59	14.31
Citizens First Bank	37.66	31.92	62.79
The First National Bank Of Mount Dora	31.59	27.23	64.99
Heartland National Bank	22.49	21.01	42.41

Select Peer Average	61.29	54.64	29.47
----------------------------	-------	-------	-------

PEER GROUP COMPARISONS REPORT
Central Florida Group

PROFITABILITY RATIOS
For the year ended December 31, 2022

Institution name	Avg Total Assets (\$000)	Return on Avg Assets	Return on Avg Equity
Surety Bank	207,413	3.13	40.83
First Colony Bank Of Florida	304,543	1.84	24.03
Wauchula State Bank	968,592	1.53	15.99
Winter Park National Bank	755,148	1.39	24.94
Citizens First Bank	4,041,376	1.24	16.28
Cogent Bank	1,280,206	1.24	14.73
Sunrise Bank	435,141	1.22	15.03
The First National Bank Of Mount Dora	388,896	1.16	15.52
Southstate Bank, National Association	45,184,001	1.15	9.83
United Southern Bank	855,805	1.10	30.30
Heartland National Bank	718,814	1.07	17.30
Crews Bank & Trust	223,091	1.06	13.38
First Bank	658,618	1.05	14.53
Mainstreet Community Bank Of Florida	784,194	1.03	14.29
Citizens Bank And Trust	1,340,721	0.89	34.48
Bank Of Central Florida	1,040,914	0.86	13.74
Commerce Bank & Trust	177,230	0.69	11.56
First National Bank Of Wauchula	88,300	0.68	7.54
Axiom Bank, National Association	652,981	0.08	0.57

Select Peer Average	3,163,473	1.18	17.62
----------------------------	------------------	-------------	--------------

PEER GROUP COMPARISONS REPORT
Central Florida Group

PROFITABILITY RATIOS
For the year ended December 31, 2022

Institution name	Noninterest Income/AA	Net Overhead Ratio	Efficiency Ratio	Assets (per million) per Employee
Winter Park National Bank	0.07	0.96	39.69	25.50
First Colony Bank Of Florida	0.14	1.46	44.28	16.44
Citizens First Bank	0.67	0.72	45.97	9.55
Heartland National Bank	0.27	0.99	47.14	13.18
Surety Bank	3.35	(0.41)	47.67	5.71
Wauchula State Bank	0.50	1.47	50.40	4.21
Southstate Bank, National Association	0.75	1.35	55.67	8.73
Cogent Bank	0.53	2.15	56.53	8.39
Sunrise Bank	0.10	1.99	56.85	7.85
Bank Of Central Florida	0.19	1.54	59.29	10.33
United Southern Bank	0.59	1.50	59.29	5.95
Mainstreet Community Bank Of Florida	0.34	1.77	59.57	7.26
First Bank	0.64	1.62	60.99	6.91
Crews Bank & Trust	0.52	1.79	67.63	9.83
Citizens Bank And Trust	0.69	1.52	67.77	6.94
The First National Bank Of Mount Dora	1.92	1.50	69.47	4.96
Commerce Bank & Trust	0.23	2.18	75.34	6.90
First National Bank Of Wauchula	0.35	3.59	84.08	3.32
Axiom Bank, National Association	0.95	3.93	109.28	4.38

Select Peer Average	0.67	1.66	60.89	8.76
----------------------------	------	------	-------	------

PEER GROUP COMPARISONS REPORT
Central Florida Group

ASSET QUALITY RATIOS
For the year ended December 31, 2022

Institution name	Reserves/ Loans	Nonperf Loans/ Total Loans	Nonperf Assets/ Total Assets	Adjusted Texas Ratio
Bank Of Central Florida	0.92	0.00	0.00	0.00
Commerce Bank & Trust	1.51	0.00	0.00	0.00
First Colony Bank Of Florida	1.68	0.00	0.00	0.00
Mainstreet Community Bank Of Florida	1.44	0.01	0.00	0.06
Sunrise Bank	1.26	0.00	0.00	0.00
Winter Park National Bank	1.19	0.00	0.00	0.00
Crews Bank & Trust	2.78	0.03	0.01	0.12
Citizens First Bank	1.77	0.12	0.04	0.43
Citizens Bank And Trust	1.08	0.21	0.10	13.13
The First National Bank Of Mount Dora	2.20	0.42	0.12	1.65
United Southern Bank	2.85	0.37	0.14	3.95
First National Bank Of Wauchula	1.30	0.21	0.15	1.54
Heartland National Bank	1.62	0.97	0.21	3.28
Southstate Bank, National Association	1.18	0.36	0.25	2.31
Cogent Bank	1.22	0.35	0.29	3.22
First Bank	1.77	0.66	0.38	4.35
Wauchula State Bank	2.00	0.80	0.45	4.31
Surety Bank	1.27	1.44	0.51	6.75
Axiom Bank, National Association	0.90	0.83	0.58	4.23

Select Peer Average	1.58	0.36	0.17	2.60
----------------------------	------	------	------	------

PEER GROUP COMPARISONS REPORT
Central Florida Group

STATEMENT OF CONDITION (% OF ASSETS)
For the year ended December 31, 2022

Institution name	Cash & Nointerest bearing Deps	Interest- bearing Bal	Fed Funds Sold & Repos	Held to Maturity Secs	Available for Sale Secs
Surety Bank	27.78	18.83	0.00	0.00	14.31
First National Bank Of Wauchula	6.76	9.08	0.00	0.00	7.02
Axiom Bank, National Association	3.57	13.63	0.00	0.00	10.20
First Bank	2.24	12.46	1.45	0.00	23.04
Wauchula State Bank	1.51	15.67	0.00	19.87	6.13
Commerce Bank & Trust	1.37	1.05	0.00	0.00	21.33
Southstate Bank, National Association	1.25	1.45	0.29	6.11	12.13
Mainstreet Community Bank Of Florida	1.19	2.04	0.32	0.00	29.09
Heartland National Bank	0.90	33.23	0.00	0.00	42.41
United Southern Bank	0.84	9.09	0.00	1.35	45.79
Crews Bank & Trust	0.74	28.72	0.00	18.65	10.85
Citizens First Bank	0.71	0.59	0.02	0.00	62.79
Sunrise Bank	0.67	1.69	0.00	1.12	14.70
First Colony Bank Of Florida	0.60	22.77	0.00	10.42	8.15
Winter Park National Bank	0.58	6.19	0.00	22.67	15.10
The First National Bank Of Mount Dora	0.56	0.63	0.00	0.00	64.99
Bank Of Central Florida	0.48	2.16	0.00	0.00	29.59
Citizens Bank And Trust	0.32	1.06	0.00	0.00	48.82
Cogent Bank	0.23	2.83	0.00	0.00	13.24

Select Peer Average	2.75	9.64	0.11	4.22	25.25
----------------------------	------	------	------	------	-------

PEER GROUP COMPARISONS REPORT
Central Florida Group

STATEMENT OF CONDITION (% OF ASSETS)
For the year ended December 31, 2022

Institution name	Net Loans & Leases	Premises & Fixed Assets	Total Real Estate Owned	Intangible Assets
Cogent Bank	81.97	0.42	0.00	0.07
Sunrise Bank	78.96	1.97	0.00	0.01
Commerce Bank & Trust	71.98	0.12	0.00	0.00
First National Bank Of Wauchula	71.89	1.42	0.00	0.00
Southstate Bank, National Association	67.93	1.23	0.00	4.84
Axiom Bank, National Association	66.37	2.75	0.03	0.20
Bank Of Central Florida	63.76	1.36	0.00	0.02
Mainstreet Community Bank Of Florida	61.45	2.33	0.00	0.01
First Colony Bank Of Florida	56.94	0.53	0.00	0.00
First Bank	56.41	2.12	0.00	0.00
Wauchula State Bank	55.42	0.74	0.00	0.00
Winter Park National Bank	52.85	0.45	0.00	0.00
Citizens Bank And Trust	46.80	1.24	0.00	0.00
Crews Bank & Trust	38.97	1.67	0.00	0.00
United Southern Bank	37.06	1.14	0.00	0.00
Surety Bank	35.14	0.93	0.00	0.00
Citizens First Bank	31.09	1.20	0.00	0.35
The First National Bank Of Mount Dora	26.64	1.33	0.00	0.00
Heartland National Bank	20.65	0.53	0.00	0.00

Select Peer Average	53.80	1.24	0.00	0.29
----------------------------	-------	------	------	------

PEER GROUP COMPARISONS REPORT
Central Florida Group

STATEMENT OF CONDITION (% OF TOTAL FUNDING SOURCES)
For the year ended December 31, 2022

Institution name	Non Interest Bearing Deps	Interest Bearing Deps	Total Deps	Total Fed Funds & Repos	Other Borrowed Money
Crews Bank & Trust	46.14	53.86	100.00	0.00	0.00
Bank Of Central Florida	42.42	57.02	99.43	0.57	0.00
Mainstreet Community Bank Of Florida	41.06	58.94	100.00	0.00	0.00
First Colony Bank Of Florida	40.43	59.57	100.00	0.00	0.00
Sunrise Bank	38.49	60.53	99.02	0.00	0.98
The First National Bank Of Mount Dora	37.85	54.83	92.68	0.00	7.32
Surety Bank	37.72	56.32	94.04	0.00	5.96
Citizens Bank And Trust	37.65	57.73	95.38	2.26	2.36
Wauchula State Bank	37.47	61.34	98.81	1.17	0.03
Southstate Bank, National Association	35.85	62.64	98.49	1.50	0.01
First Bank	35.53	64.47	100.00	0.00	0.00
Cogent Bank	35.52	58.17	93.69	0.00	6.31
Commerce Bank & Trust	33.68	63.87	97.55	2.45	0.00
First National Bank Of Wauchula	33.19	66.81	100.00	0.00	0.00
Winter Park National Bank	30.48	68.79	99.27	0.73	0.00
United Southern Bank	29.02	65.18	94.20	0.00	5.80
Heartland National Bank	26.32	73.68	100.00	0.00	0.00
Axiom Bank, National Association	24.84	75.16	100.00	0.00	0.00
Citizens First Bank	17.55	74.67	92.22	3.35	4.43

Select Peer Average	34.80	62.82	97.62	0.63	1.75
----------------------------	-------	-------	-------	------	------

PEER GROUP COMPARISONS REPORT
Central Florida Group

YIELDS, COSTS & SPREADS - ASSET YIELDS
For the year ended December 31, 2022

Institution name	Yield on Earning Assets	Cost of Funds	Net Interest Margin	Avg Earning Assets/AA
First National Bank Of Wauchula	5.11	0.36	4.86	88.98
Cogent Bank	4.66	0.84	4.19	100.07
Surety Bank	4.15	0.40	3.84	70.75
Axiom Bank, National Association	4.38	0.87	3.75	93.82
Sunrise Bank	4.11	0.83	3.65	97.90
First Colony Bank Of Florida	3.64	0.23	3.43	98.67
Wauchula State Bank	3.48	0.14	3.40	98.45
Southstate Bank, National Association	3.43	0.16	3.33	90.16
Mainstreet Community Bank Of Florida	3.38	0.16	3.29	97.22
First Bank	3.55	0.52	3.24	94.11
Commerce Bank & Trust	3.40	0.61	3.02	96.99
Crews Bank & Trust	2.97	0.10	2.91	97.87
United Southern Bank	3.01	0.16	2.91	100.39
Bank Of Central Florida	3.12	0.54	2.80	97.06
The First National Bank Of Mount Dora	2.92	0.22	2.80	98.91
Citizens Bank And Trust	2.91	0.52	2.60	96.82
Winter Park National Bank	3.07	0.73	2.58	96.91
Heartland National Bank	2.64	0.27	2.46	97.37
Citizens First Bank	2.50	0.29	2.29	97.39
Select Peer Average	3.50	0.42	3.22	95.25