

# Sunrise Bank

Orlando, FL

Established

8/1/2005

## Florida Bank and Thrift Performance Report

### Table of Contents

<b>Title</b>	<b>Page</b>
PEER GROUP POSITION	1
EXECUTIVE SUMMARY	2
SELECTED FINANCIAL DATA	3
SECURITIES COMPOSITION	4
LOAN PORTFOLIO COMPOSITION	5
LOAN PORTFOLIO QUALITY	6
DEPOSIT BASE COMPOSITION	7
INTEREST INCOME COMPOSITION	8
INTEREST EXPENSE COMPOSITION	9
NONINTEREST INCOME COMPOSITION	10
NONINTEREST EXPENSE COMPOSITION	11
PEER GROUP COMPARISONS REPORT	12-22

---

#### FLORIDA BANKING TEAM

Ed Hacker, Robert Brink, Ted Hacker, Steve Kania, David Ajvazi, Michael Squitieri, Erica Hines, Sacha Widmaier, Kristen Moroso, Anthony Hagbartsen, Matthew Hanley, Jordan Augustyniak, Madeline Bogumil, Natalie Filippone, Lauren Klindt, Phillip Berdeguer, Andrew Joyce, Dylan Frayne, Mai Tran, Meranda Joseph, Patricia Romero, Vanessa Hossler, Adam McCord

Information contained herein was obtained from FIS is believed to be reliable however, accuracy is not guaranteed and all peer and state averages are simple averages.

**PEER GROUP POSITION**

For the  
*Central Florida Group*

**For the six months June 30, 2022**

Institution name	Total Assets (\$'000's)
Southstate Bank, National Association	46,193,356
Citizens First Bank	4,013,943
Citizens Bank And Trust	1,292,093
Cogent Bank	1,245,824
Wauchula State Bank	982,248
Bank Of Central Florida	965,730
United Southern Bank	858,678
Mainstreet Community Bank Of Florida	804,904
Winter Park National Bank	751,511
Heartland National Bank	720,396
First Bank	654,961
Axiom Bank, National Association	649,853
Sunrise Bank	437,804
The First National Bank Of Mount Dora	413,915
First Colony Bank Of Florida	302,332
Crews Bank & Trust	221,133
Surety Bank	215,833
Commerce Bank & Trust	173,873
First National Bank Of Wauchula	88,243

Institution name	Return on Avg Assets (%)
Surety Bank	2.91
Wauchula State Bank	1.60
First Colony Bank Of Florida	1.59
Winter Park National Bank	1.43
The First National Bank Of Mount Dora	1.22
Citizens First Bank	1.15
Southstate Bank, National Association	1.03
First Bank	1.01
Citizens Bank And Trust	1.00
Cogent Bank	0.94
Sunrise Bank	0.93
United Southern Bank	0.93
Mainstreet Community Bank Of Florida	0.85
Bank Of Central Florida	0.77
Crews Bank & Trust	0.72
Commerce Bank & Trust	0.58
First National Bank Of Wauchula	0.53
Heartland National Bank	0.52
Axiom Bank, National Association	0.41

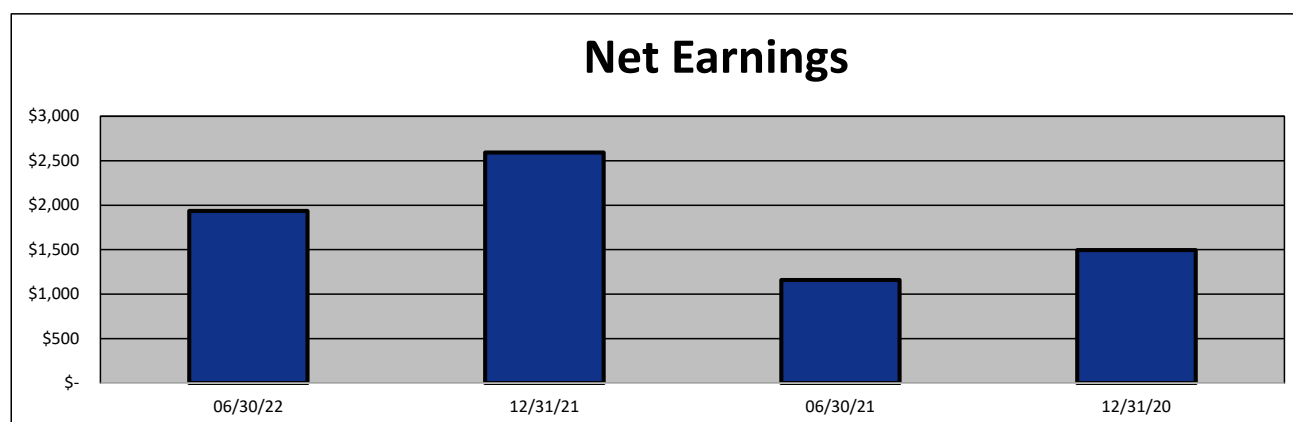
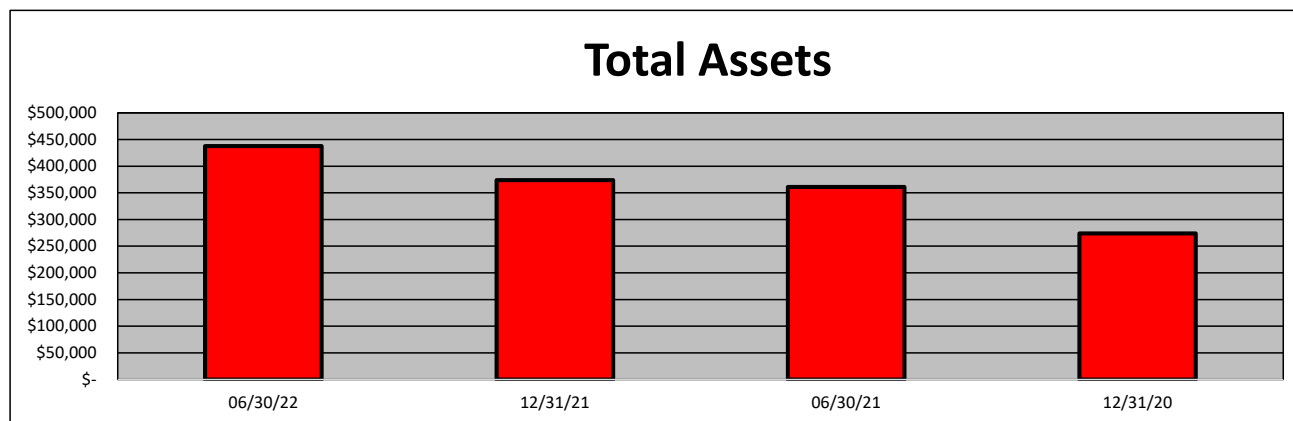
**EXECUTIVE SUMMARY - Sunrise Bank  
(Percentage)**

Period Ending	06/30/22	12/31/21	06/30/21	12/31/20	State Avg.	Peer Avg.
<b>CAPITAL RATIOS</b>						
Equity/Assets	7.99	9.57	7.82	10.32	10.08	7.20
Leverage Ratio	9.20	9.44	8.55	9.94	10.09	8.89
Tier 1 Cap/Risk Based Assets	0.00	0.00	0.00	0.00	16.44	12.01
Risk Based Ratio	0.00	0.00	0.00	0.00	17.29	12.84
Common Equity Tier 1 Capital Ratio	NA	0.00	0.00	0.00	16.42	12.01
<b>BALANCE SHEET RATIOS:</b>						
Loan/Deposit Ratio	78.95	75.65	62.94	80.81	64.07	55.21
Loans/Assets	71.75	66.97	56.40	69.69	52.71	49.88
Securities/Assets	12.57	10.48	10.23	12.88	17.27	29.46
<b>PROFITABILITY:</b>						
Return on Avg Assets	0.93	0.76	0.74	0.57	0.67	1.06
Return on Avg Equity	10.87	8.32	8.21	5.22	9.14	14.14
Nonint Income/Avg Assets	0.10	0.18	0.21	0.18	0.86	0.68
Net Overhead Ratio	1.98	2.09	2.15	2.62	1.91	1.58
Efficiency Ratio	62.20	69.14	71.51	78.84	225.75	63.91
Assets (per million) per Employee	8.26	7.79	8.20	6.52	9.27	8.92
<b>ASSET QUALITY:</b>						
Reserves/Loans	1.16	1.18	1.12	1.04	1.36	1.64
Nonperforming Loans/Total Loans	0.00	0.18	0.22	0.23	0.69	0.29
Nonperforming Assets/Total Assets	0.00	0.12	0.12	0.16	0.47	0.15
Adjusted Texas Ratio	0.00	1.20	1.45	1.46	3.38	1.70
<b>YIELDS &amp; COSTS:</b>						
Yield on earning assets	3.54	3.47	3.53	4.21	3.18	3.13
Cost of funds	0.40	0.52	0.60	1.16	0.42	0.25
Net interest margin	3.31	3.17	3.18	3.47	2.61	2.84
Avg Earning Assets/Avg Assets	97.64	97.65	97.28	97.07	90.17	94.66

**SELECTED FINANCIAL DATA - Sunrise Bank**  
(Dollars in Thousands)

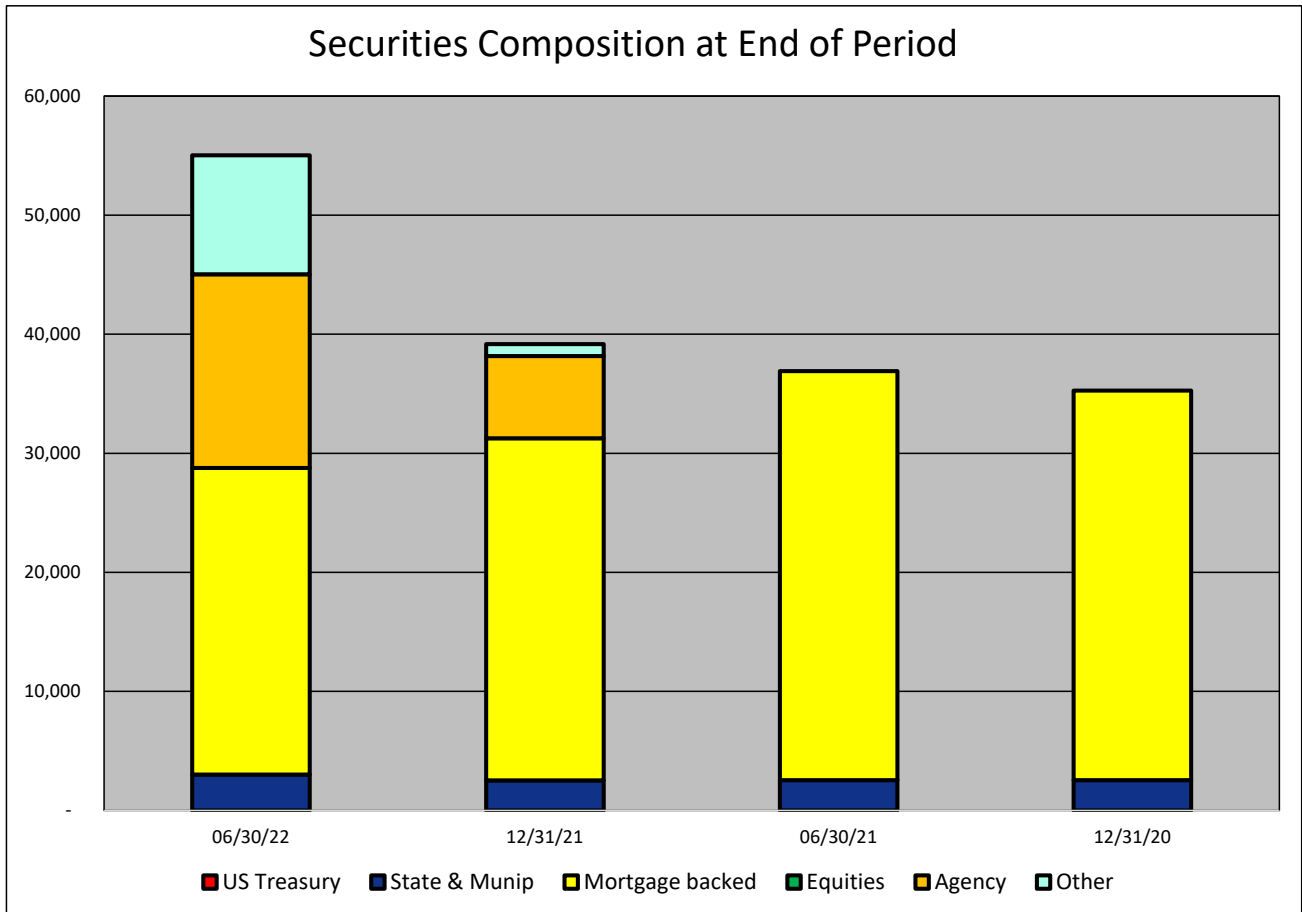
<b>As of:</b>	<b>06/30/22</b>	<b>12/31/21</b>	<b>06/30/21</b>	<b>12/31/20</b>	<b>\$ Change 12 MTHS</b>	<b>% Change 12 MTHS</b>
Total Assets	437,804	373,745	360,957	273,872	76,847	21.29
Cash and Equivalents	65,232	80,654	116,389	42,801	(51,157)	(43.95)
Securities	55,029	39,174	36,909	35,263	18,120	49.09
Loans, net	314,106	250,312	203,593	190,857	110,513	54.28
Deposit Accounts	397,876	330,872	323,491	236,183	74,385	22.99
Fed Funds & Repos	-	-	-	-	-	NA
Total Equity	34,961	35,759	28,221	28,267	6,740	23.88

<b>Period Ending</b>	<b>06/30/22</b>	<b>12/31/21</b>	<b>06/30/21</b>	<b>12/31/20</b>	<b>\$ Change 12 MTHS</b>	<b>% Change 12 MTHS</b>
Net Earnings	1,937	2,594	1,160	1,495	777	66.98
Interest Income	7,178	11,593	5,354	10,749	1,824	34.07
Interest Expense	468	1,017	538	1,887	(70)	(13.01)
Net Interest Income	6,710	10,576	4,816	8,862	1,894	39.33
Prov for Loan Loss	670	850	300	470	370	123.33
Noninterest income	199	617	327	474	(128)	(39.14)
Gain on Sale of Securities	-	-	-	-	-	NA
Noninterest Expense	4,302	7,749	3,683	7,371	619	16.81
Net Operating Income	1,937	2,594	1,160	1,495	777	66.98
Income Taxes	-	-	-	-	-	NA



**SECURITIES COMPOSITION - Sunrise Bank**  
(Dollars in Thousands)

As of:	06/30/22	12/31/21	06/30/21	12/31/20	\$ Change 12 MTHS	% Change 12 MTHS
<b>SECURITIES CATEGORY:</b>						
US Treasury	-	-	-	-	-	NA
State & Munip	3,026	2,535	2,555	2,548	471	18.43
Mortgage backed	25,743	28,727	34,354	32,715	(8,611)	(25.07)
Equities	-	-	-	-	-	NA
Agency	16,256	6,913	-	-	16,256	NA
Other	10,004	999	-	-	10,004	NA
<b>Total Securities</b>	<b>55,029</b>	<b>39,174</b>	<b>36,909</b>	<b>35,263</b>	<b>18,120</b>	<b>49.09</b>

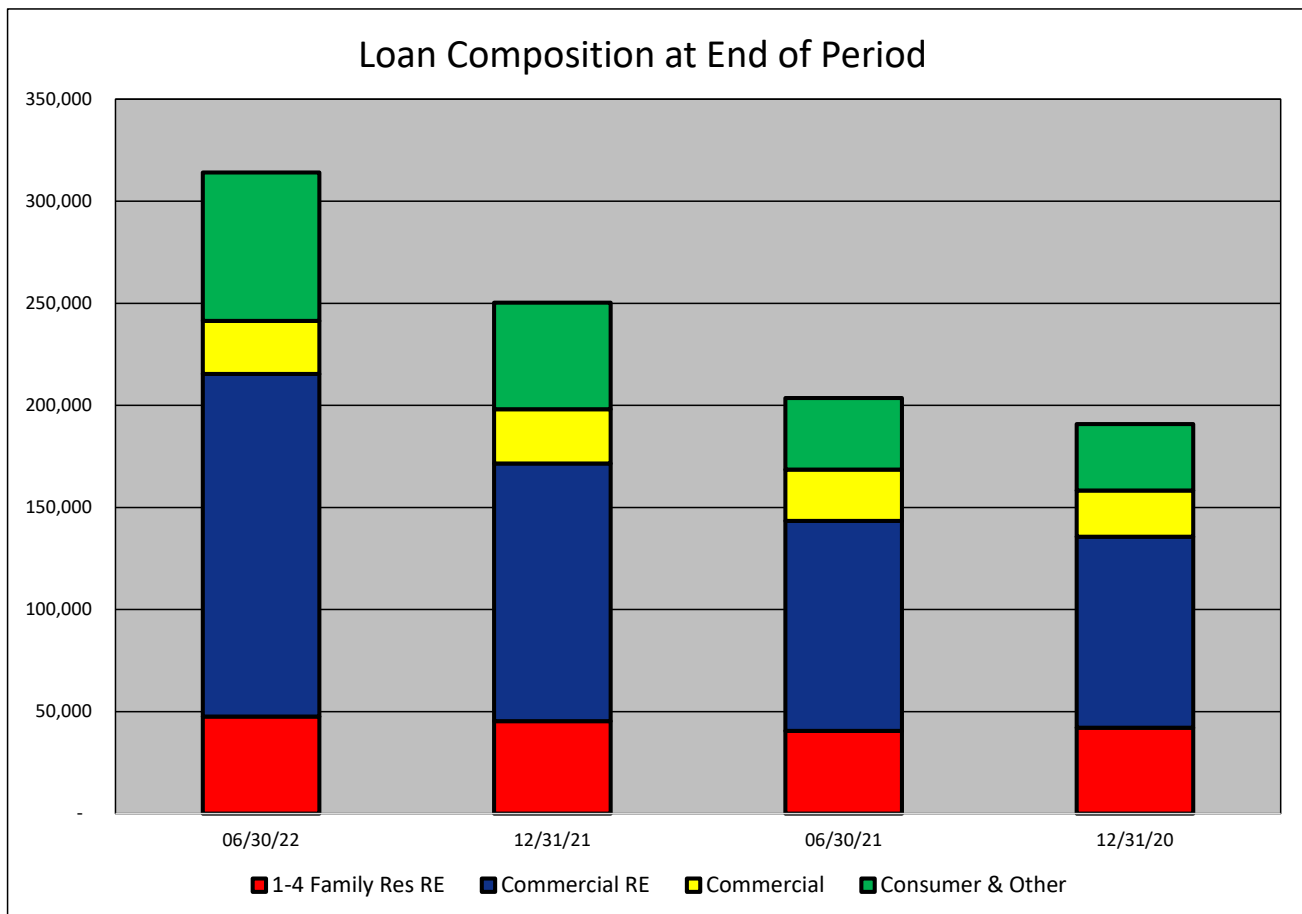


**LOAN PORTFOLIO COMPOSITION - Sunrise Bank**  
(Dollars in Thousands)

As of:	06/30/22	12/31/21	06/30/21	12/31/20	\$ Change 12 MTHS	% Change 12 MTHS
--------	----------	----------	----------	----------	----------------------	---------------------

**LOAN CATEGORY:**

1-4 Family Res RE	47,520	45,324	40,532	42,055	6,988	17.24
Commercial RE	167,937	126,269	102,871	93,607	65,066	63.25
Commercial	25,955	26,481	25,146	22,598	809	3.22
Consumer & Other	72,694	52,238	35,044	32,597	37,650	107.44
<b>Loans, Net</b>	<b>314,106</b>	<b>250,312</b>	<b>203,593</b>	<b>190,857</b>	<b>110,513</b>	<b>54.28</b>



**LOAN PORTFOLIO QUALITY - Sunrise Bank**  
(Dollars in Thousands)

As of:	06/30/22	12/31/21	06/30/21	12/31/20	\$ Change 12 MTHS	% Change 12 MTHS
--------	----------	----------	----------	----------	----------------------	---------------------

**LOAN LOSS RESERVE ACTIVITY:**

Beginning Balance	2,956	1,986	1,986	1,535	970	48.84
Total Recoveries	3	120	-	-	3	NA
Total Charge-offs	-	-	-	19	-	NA
Provision Expense	670	850	300	470	370	123.33
Writedown Transfer Loans HFS	-	-	-	-	-	NA
Adjustments	-	-	-	-	-	NA
Ending Balance	3,629	2,956	2,286	1,986	1,343	58.75

**NON-PERFORMING ASSETS:**

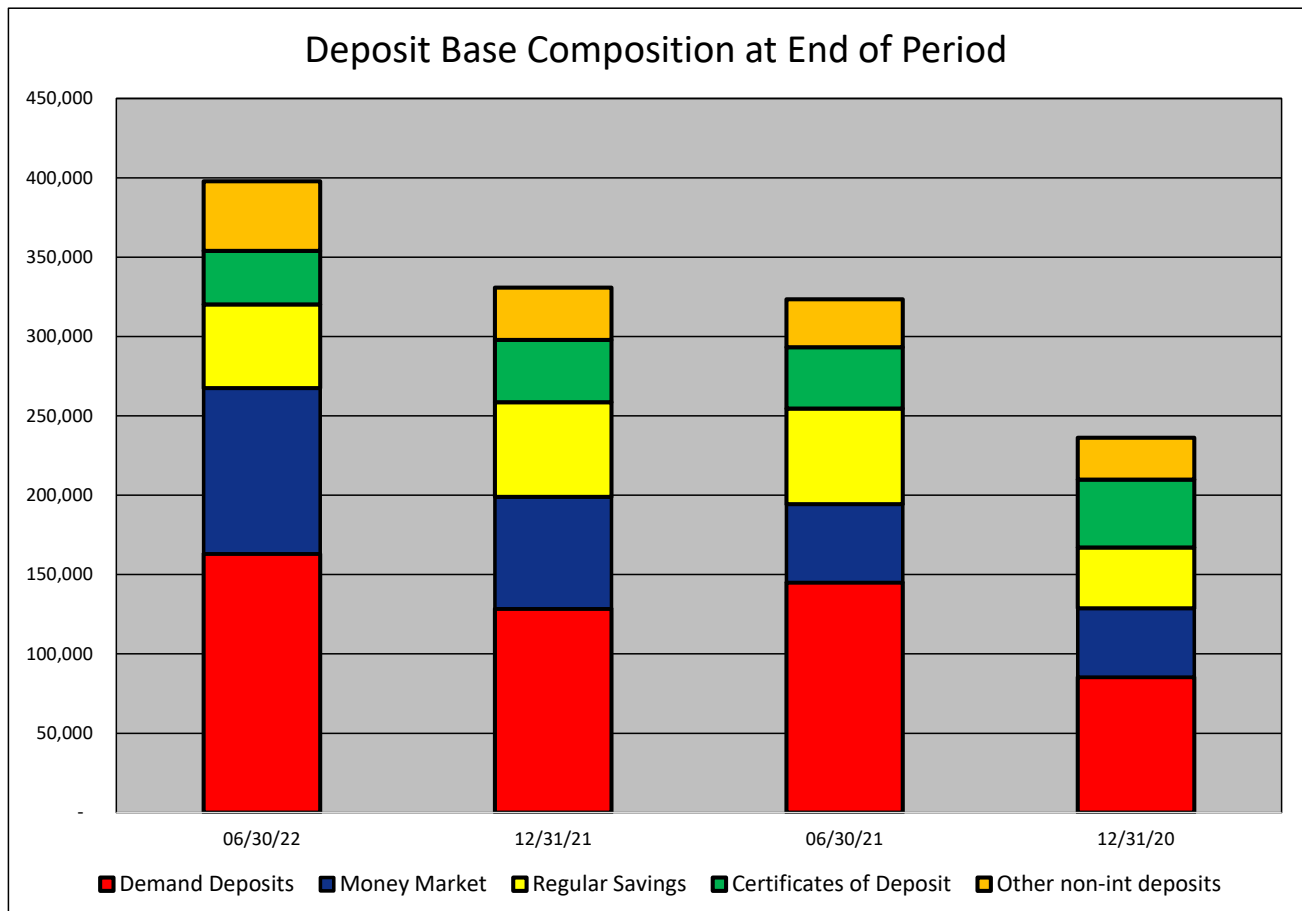
Total-90+ Days Past Due	-	-	-	-	-	NA
Total-Nonaccrual	-	463	443	443	(443)	(100.00)
Foreclosed Real Estate	-	-	-	-	-	NA
Total Non-perf Assets	-	463	443	443	(443)	(100.00)

**DEPOSIT BASE COMPOSITION - Sunrise Bank**  
(Dollars in Thousands)

As of:	06/30/22	12/31/21	06/30/21	12/31/20	\$ Change 12 MTHS	% Change 12 MTHS
--------	----------	----------	----------	----------	----------------------	---------------------

**DEPOSIT BASE CATEGORY:**

Demand Deposits	163,019	128,477	144,956	85,337	18,063	12.46
Money Market	104,458	70,525	49,352	43,465	55,106	111.66
Regular Savings	52,729	59,556	60,329	38,277	(7,600)	(12.60)
Certificates of Deposit	33,827	39,340	38,585	42,821	(4,758)	(12.33)
Other non-int deposits	43,843	32,974	30,269	26,283	13,574	44.84
<b>Total Deposits</b>	<b>397,876</b>	<b>330,872</b>	<b>323,491</b>	<b>236,183</b>	<b>74,385</b>	<b>22.99</b>



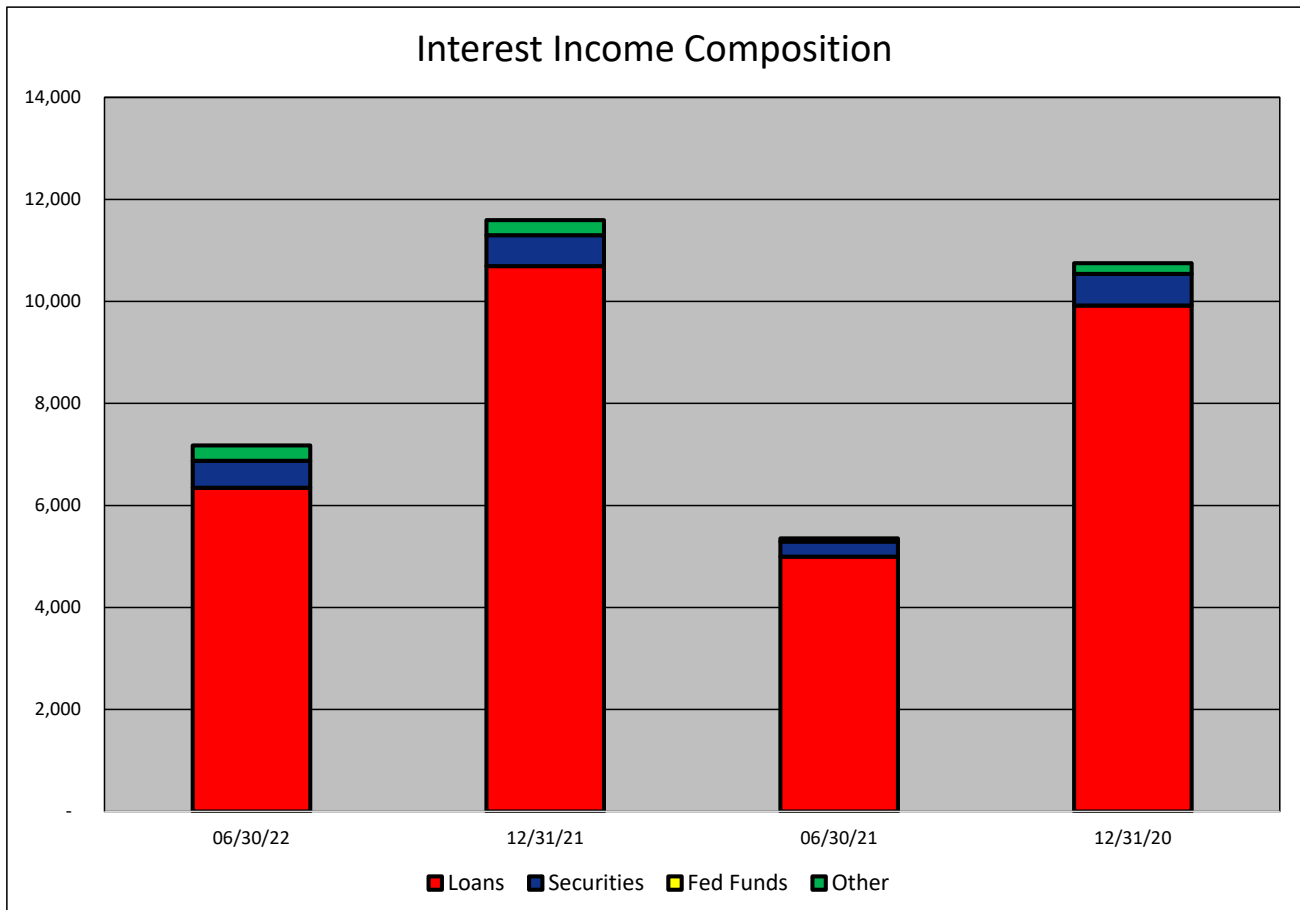


**INTEREST INCOME COMPOSITION- Sunrise Bank**  
(Dollars in Thousands)

As of:	06/30/22	12/31/21	06/30/21	12/31/20	\$ Change 12 MTHS	% Change 12 MTHS
--------	----------	----------	----------	----------	----------------------	---------------------

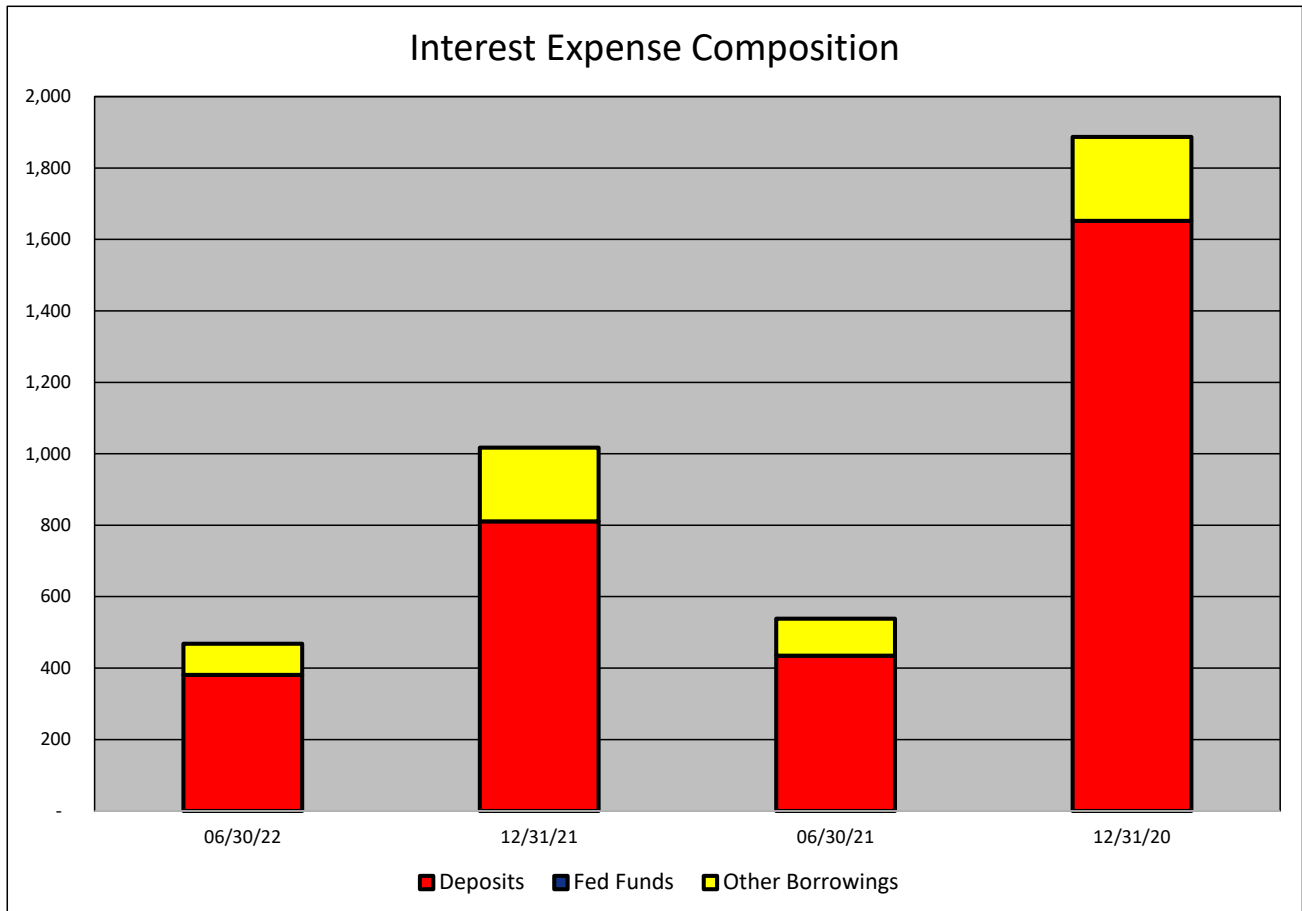
**INTEREST INCOME CATEGORY**

Loans	6,346	10,691	4,994	9,921	1,352	27.07
Securities	532	609	297	616	235	79.12
Fed Funds	-	-	-	-	-	NA
Other	300	293	63	212	237	376.19
<b>Total Int Income</b>	<b>7,178</b>	<b>11,593</b>	<b>5,354</b>	<b>10,749</b>	<b>1,824</b>	<b>34.07</b>



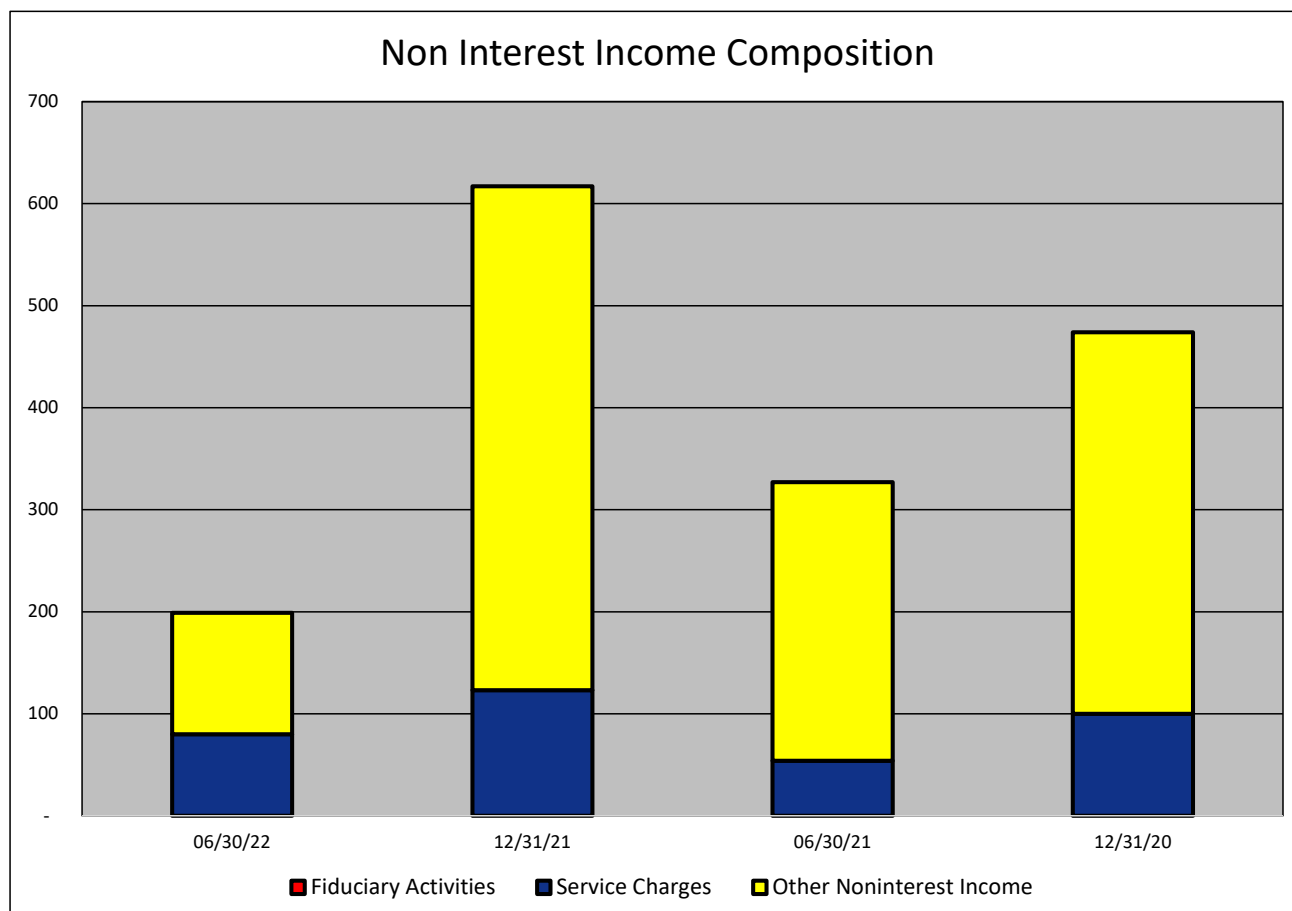
**INTEREST EXPENSE COMPOSITION- Sunrise Bank**  
(Dollars in Thousands)

As of:	06/30/22	12/31/21	06/30/21	12/31/20	\$ Change 12 MTHS	% Change 12 MTHS
<b>INTEREST EXPENSE CATEGORY</b>						
Deposits	381	811	435	1,652	(54)	(12.41)
Fed Funds	-	-	-	-	-	NA
Other Borrowings	87	206	103	235	(16)	(15.53)
<b>Total Int Expense</b>	<b>468</b>	<b>1,017</b>	<b>538</b>	<b>1,887</b>	<b>(70)</b>	<b>(13.01)</b>



**NONINTEREST INCOME COMPOSITION- Sunrise Bank**  
(Dollars in Thousands)

As of:	06/30/22	12/31/21	06/30/21	12/31/20	\$ Change 12 MTHS	% Change 12 MTHS
<b>NONINTEREST INCOME CATEGORY</b>						
Fiduciary Activities	-	-	-	-	-	NA
Service Charges	80	123	54	100	26	48.15
Other Noninterest Income	119	494	273	374	(154)	(56.41)
<b>Total Nonint. Income</b>	<b>199</b>	<b>617</b>	<b>327</b>	<b>474</b>	<b>(128)</b>	<b>(39.14)</b>

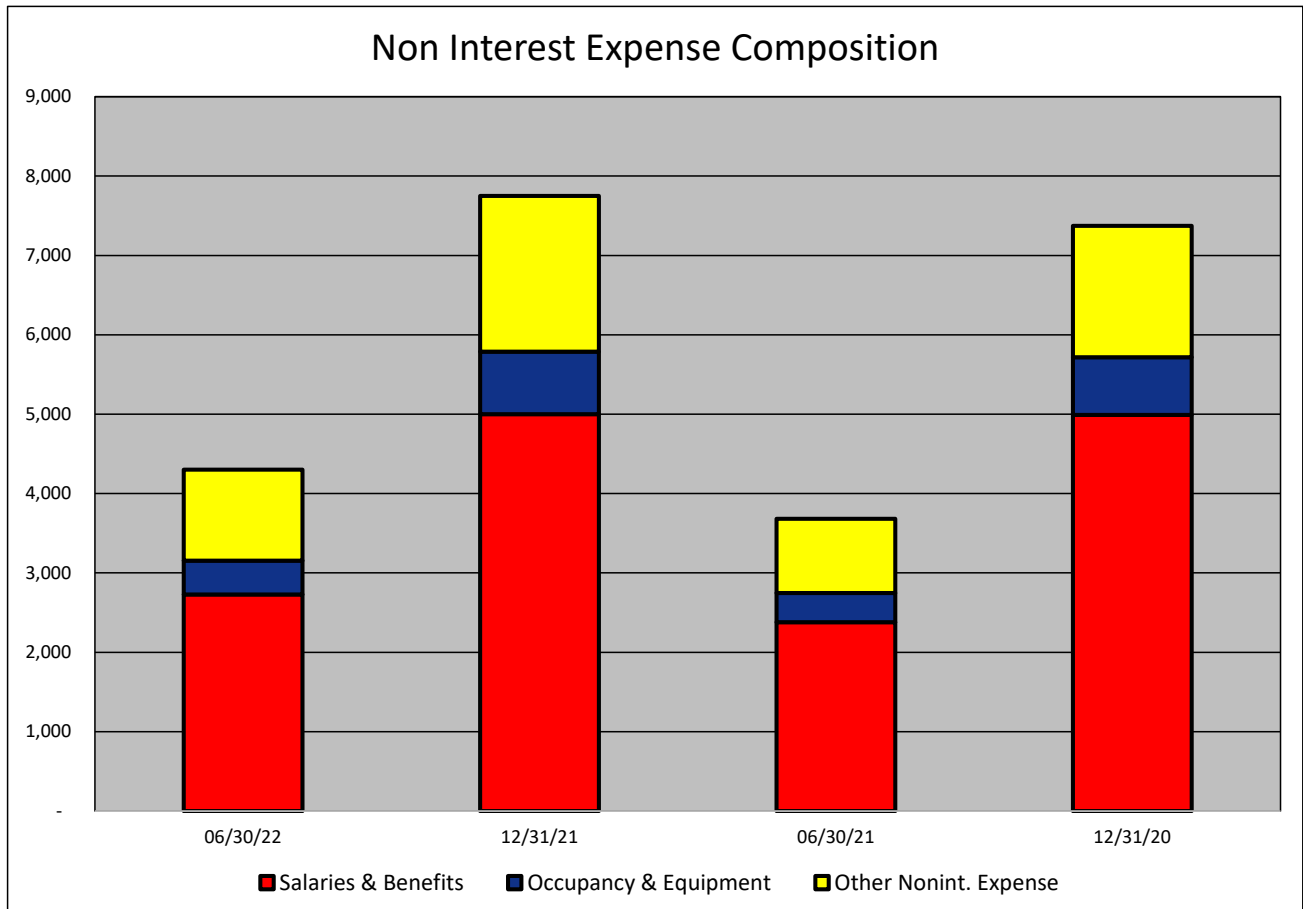


**NONINTEREST EXPENSE COMPOSITION- Sunrise Bank**  
(Dollars in Thousands)

As of:	06/30/22	12/31/21	06/30/21	12/31/20	\$ Change 12 MTHS	% Change 12 MTHS
--------	----------	----------	----------	----------	----------------------	---------------------

**NONINTEREST EXPENSE CATEGORY**

Salaries & Benefits	2,730	5,000	2,380	4,992	350	14.71
Occupancy & Equipment	425	788	367	725	58	15.80
Other Nonint. Expense	1,147	1,961	936	1,654	211	22.54
<b>Total Nonint. Expense</b>	<b>4,302</b>	<b>7,749</b>	<b>3,683</b>	<b>7,371</b>	<b>619</b>	<b>16.81</b>



**PEER GROUP COMPARISONS REPORT**  
**Central Florida Group**

BALANCE SHEET

Institution name	Total Assets \$000		% Change in Assets
	This Year	Last Year	
Cogent Bank	1,245,824	940,251	<b>32.50</b>
Winter Park National Bank	751,511	596,645	<b>25.96</b>
Citizens Bank And Trust	1,292,093	1,044,722	<b>23.68</b>
Sunrise Bank	437,804	360,957	<b>21.29</b>
Surety Bank	215,833	182,555	<b>18.23</b>
Commerce Bank & Trust	173,873	148,835	<b>16.82</b>
First Colony Bank Of Florida	302,332	263,253	<b>14.84</b>
Southstate Bank, National Association	46,193,356	40,262,683	<b>14.73</b>
First Bank	654,961	573,286	<b>14.25</b>
Heartland National Bank	720,396	640,127	<b>12.54</b>
The First National Bank Of Mount Dora	413,915	370,252	<b>11.79</b>
Citizens First Bank	4,013,943	3,612,714	<b>11.11</b>
United Southern Bank	858,678	775,046	<b>10.79</b>
Bank Of Central Florida	965,730	882,073	<b>9.48</b>
Mainstreet Community Bank Of Florida	804,904	740,152	<b>8.75</b>
Wauchula State Bank	982,248	920,407	<b>6.72</b>
Crews Bank & Trust	221,133	209,930	<b>5.34</b>
First National Bank Of Wauchula	88,243	83,955	<b>5.11</b>
Axiom Bank, National Association	649,853	635,780	<b>2.21</b>

<b>Select Peer Average</b>	3,209,823	2,802,296	14.01
----------------------------	-----------	-----------	-------

**PEER GROUP COMPARISONS REPORT**  
**Central Florida Group**

BALANCE SHEET

Institution name	Total Loans \$000		% Change in Loans
	This Year	Last Year	
Sunrise Bank	314,106	203,593	54.28
Cogent Bank	974,918	724,525	34.56
Bank Of Central Florida	527,799	420,368	25.56
Winter Park National Bank	316,951	262,711	20.65
Southstate Bank, National Association	28,009,146	24,204,465	15.72
Citizens First Bank	1,197,582	1,059,716	13.01
First National Bank Of Wauchula	63,087	58,066	8.65
Citizens Bank And Trust	540,866	508,763	6.31
First Bank	355,295	340,008	4.50
Wauchula State Bank	533,819	511,163	4.43
Commerce Bank & Trust	93,570	89,663	4.36
Crews Bank & Trust	87,972	85,008	3.49
First Colony Bank Of Florida	177,378	173,782	2.07
Mainstreet Community Bank Of Florida	446,287	460,447	(3.08)
The First National Bank Of Mount Dora	98,895	105,109	(5.91)
Surety Bank	71,616	76,431	(6.30)
Heartland National Bank	148,548	159,477	(6.85)
United Southern Bank	314,090	340,025	(7.63)
Axiom Bank, National Association	432,118	501,601	(13.85)

<b>Select Peer Average</b>	1,826,529	1,593,943	8.10
----------------------------	-----------	-----------	------

**PEER GROUP COMPARISONS REPORT**  
*Central Florida Group*

**CAPITAL RATIOS**  
**For the six months June 30, 2022**

Institution name	Equity/ Assets	Leverage Ratio	Tier 1 Risk- based Ratio	Risk based Capital Ratio	Common Equity Tier 1 Capital Ratio
Axiom Bank, National Association	13.72	<b>13.85</b>	19.18	20.35	19.18
Surety Bank	6.93	<b>10.07</b>	20.98	21.95	20.98
Citizens First Bank	6.92	<b>10.06</b>	14.71	15.46	14.71
First National Bank Of Wauchula	8.63	<b>10.04</b>	0.00	0.00	0.00
The First National Bank Of Mount Dora	5.41	<b>9.98</b>	14.82	15.76	14.82
Wauchula State Bank	9.59	<b>9.93</b>	0.00	0.00	0.00
Sunrise Bank	7.99	<b>9.20</b>	0.00	0.00	0.00
Cogent Bank	8.84	<b>9.11</b>	11.43	12.68	11.43
Mainstreet Community Bank Of Florida	6.71	<b>8.94</b>	0.00	0.00	0.00
Southstate Bank, National Association	11.55	<b>8.67</b>	12.00	12.68	12.00
Crews Bank & Trust	8.01	<b>8.41</b>	19.88	21.15	19.88
First Colony Bank Of Florida	7.46	<b>8.24</b>	12.54	13.79	12.54
First Bank	7.03	<b>8.23</b>	14.17	15.42	14.17
Commerce Bank & Trust	5.51	<b>8.13</b>	14.37	15.63	14.37
United Southern Bank	2.88	<b>7.91</b>	13.80	15.06	13.80
Heartland National Bank	5.98	<b>7.20</b>	23.39	24.52	23.39
Bank Of Central Florida	5.86	<b>7.15</b>	12.29	13.18	12.29
Citizens Bank And Trust	2.20	<b>7.06</b>	13.26	14.03	13.26
Winter Park National Bank	5.58	<b>6.66</b>	11.36	12.30	11.36

<b>Select Peer Average</b>	7.20	8.89	12.01	12.84	12.01
----------------------------	------	------	-------	-------	-------

**PEER GROUP COMPARISONS REPORT**  
*Central Florida Group*

**BALANCE SHEET RATIOS**  
**For the six months June 30, 2022**

Institution name	Loans/ Deposits	Gross Loans/ Assets	Securities/ Assets
Cogent Bank	<b>86.38</b>	78.25	10.96
First National Bank Of Wauchula	<b>80.28</b>	71.49	6.97
Axiom Bank, National Association	<b>79.03</b>	66.49	17.34
Sunrise Bank	<b>78.95</b>	<b>71.75</b>	<b>12.57</b>
Southstate Bank, National Association	<b>71.90</b>	60.63	18.34
First Colony Bank Of Florida	<b>63.88</b>	58.67	16.95
Wauchula State Bank	<b>60.61</b>	54.35	22.93
Mainstreet Community Bank Of Florida	<b>59.97</b>	55.45	24.24
First Bank	<b>58.66</b>	54.25	20.75
Bank Of Central Florida	<b>58.40</b>	54.65	24.28
Commerce Bank & Trust	<b>57.85</b>	53.82	29.30
Winter Park National Bank	<b>47.05</b>	42.18	40.76
Citizens Bank And Trust	<b>45.90</b>	41.86	54.44
Crews Bank & Trust	<b>43.39</b>	39.78	35.29
United Southern Bank	<b>37.99</b>	36.58	51.46
Surety Bank	<b>35.72</b>	33.18	12.55
Citizens First Bank	<b>35.45</b>	29.84	65.66
The First National Bank Of Mount Dora	<b>25.43</b>	23.89	59.20
Heartland National Bank	<b>22.06</b>	20.62	35.68

<b>Select Peer Average</b>	<b>55.21</b>	<b>49.88</b>	<b>29.46</b>
----------------------------	--------------	--------------	--------------



**PEER GROUP COMPARISONS REPORT**  
*Central Florida Group*

**PROFITABILITY RATIOS**  
**For the six months June 30, 2022**

Institution name	Avg Total Assets (\$000)	Return on Avg Assets	Return on Avg Equity
Surety Bank	204,498	<b>2.91</b>	35.31
Wauchula State Bank	960,912	<b>1.60</b>	16.63
First Colony Bank Of Florida	305,853	<b>1.59</b>	20.45
Winter Park National Bank	742,247	<b>1.43</b>	24.26
The First National Bank Of Mount Dora	385,117	<b>1.22</b>	13.92
Citizens First Bank	4,058,690	<b>1.15</b>	13.70
Southstate Bank, National Association	44,701,710	<b>1.03</b>	8.71
First Bank	642,188	<b>1.01</b>	13.48
Citizens Bank And Trust	1,300,235	<b>1.00</b>	22.56
Cogent Bank	1,219,047	<b>0.94</b>	11.12
<b>Sunrise Bank</b>	<b>415,014</b>	<b>0.93</b>	<b>10.87</b>
United Southern Bank	851,216	<b>0.93</b>	19.37
Mainstreet Community Bank Of Florida	775,239	<b>0.85</b>	11.23
Bank Of Central Florida	982,077	<b>0.77</b>	12.18
Crews Bank & Trust	226,613	<b>0.72</b>	9.14
Commerce Bank & Trust	184,006	<b>0.58</b>	9.12
First National Bank Of Wauchula	89,276	<b>0.53</b>	5.92
Heartland National Bank	686,677	<b>0.52</b>	7.83
Axiom Bank, National Association	643,630	<b>0.41</b>	2.83

<b>Select Peer Average</b>	3,124,960	1.06	14.14
----------------------------	-----------	------	-------

**PEER GROUP COMPARISONS REPORT**  
*Central Florida Group*

**PROFITABILITY RATIOS**  
**For the six months June 30, 2022**

Institution name	Noninterest Income/AA	Net Overhead Ratio	Efficiency Ratio	Assets (per million) per Employee
Winter Park National Bank	0.07	0.90	<b>39.47</b>	26.84
First Colony Bank Of Florida	0.12	1.46	<b>47.41</b>	15.91
Citizens First Bank	0.82	0.56	<b>48.15</b>	9.91
Surety Bank	3.23	(0.39)	<b>48.74</b>	5.68
Wauchula State Bank	0.49	1.40	<b>51.52</b>	4.44
Southstate Bank, National Association	0.84	1.25	<b>60.31</b>	8.90
Cogent Bank	0.58	2.14	<b>61.80</b>	7.33
First Bank	0.60	1.65	<b>62.07</b>	6.75
<b>Sunrise Bank</b>	<b>0.10</b>	<b>1.98</b>	<b>62.20</b>	<b>8.26</b>
United Southern Bank	0.59	1.50	<b>62.43</b>	5.88
Bank Of Central Florida	0.21	1.50	<b>62.73</b>	11.23
Mainstreet Community Bank Of Florida	0.39	1.72	<b>64.53</b>	7.59
Heartland National Bank	0.29	1.03	<b>66.76</b>	12.42
Citizens Bank And Trust	0.76	1.47	<b>67.43</b>	6.91
The First National Bank Of Mount Dora	1.97	1.30	<b>68.79</b>	5.05
Crews Bank & Trust	0.51	1.75	<b>74.74</b>	10.05
Commerce Bank & Trust	0.17	1.85	<b>74.79</b>	8.69
First National Bank Of Wauchula	0.36	3.49	<b>86.51</b>	3.27
Axiom Bank, National Association	0.87	3.50	<b>103.90</b>	4.42

<b>Select Peer Average</b>	0.68	1.58	63.91	8.92
----------------------------	------	------	-------	------

**PEER GROUP COMPARISONS REPORT**  
*Central Florida Group*

**ASSET QUALITY RATIOS**  
For the six months June 30, 2022

Institution name	Reserves/ Loans	Nonperf Loans/ Total Loans	Nonperf Assets/ Total Assets	Adjusted Texas Ratio
Commerce Bank & Trust	1.74	0.00	<b>0.00</b>	0.00
Bank Of Central Florida	0.98	0.00	<b>0.00</b>	0.00
First Colony Bank Of Florida	1.56	0.01	<b>0.00</b>	0.04
Heartland National Bank	1.63	0.00	<b>0.00</b>	0.08
<b>Sunrise Bank</b>	<b>1.16</b>	<b>0.00</b>	<b>0.00</b>	<b>0.00</b>
Winter Park National Bank	1.32	0.00	<b>0.00</b>	0.00
Mainstreet Community Bank Of Florida	1.49	0.01	<b>0.01</b>	0.09
Citizens First Bank	1.75	0.06	<b>0.02</b>	0.26
Crews Bank & Trust	2.86	0.08	<b>0.03</b>	0.35
Citizens Bank And Trust	1.02	0.17	<b>0.07</b>	2.73
United Southern Bank	3.04	0.27	<b>0.10</b>	2.43
Southstate Bank, National Association	1.14	0.32	<b>0.20</b>	1.92
The First National Bank Of Mount Dora	2.52	0.69	<b>0.22</b>	2.34
Surety Bank	1.35	0.68	<b>0.23</b>	3.07
First Bank	1.89	0.61	<b>0.33</b>	4.13
First National Bank Of Wauchula	1.19	0.46	<b>0.33</b>	3.49
Cogent Bank	1.29	0.51	<b>0.40</b>	3.33
Axiom Bank, National Association	1.25	0.57	<b>0.41</b>	2.65
Wauchula State Bank	1.93	1.07	<b>0.58</b>	5.47

<b>Select Peer Average</b>	1.64	0.29	0.15	1.70
----------------------------	------	------	------	------

**PEER GROUP COMPARISONS REPORT**  
*Central Florida Group*

**STATEMENT OF CONDITION (% OF ASSETS)**  
**For the six months June 30, 2022**

Institution name	Cash & Nointerest bearing Deps	Interest- bearing Bal	Fed Funds Sold & Repos	Held to Maturity Secs	Available for Sale Secs
Surety Bank	<b>23.64</b>	27.38	0.00	0.00	12.55
First National Bank Of Wauchula	<b>10.24</b>	6.70	0.00	0.00	6.97
First Bank	<b>4.00</b>	16.94	0.61	0.00	20.75
Commerce Bank & Trust	<b>2.90</b>	11.65	0.00	0.00	29.30
Axiom Bank, National Association	<b>1.54</b>	9.88	0.00	0.00	17.34
Winter Park National Bank	<b>1.43</b>	13.85	0.00	22.73	18.02
First Colony Bank Of Florida	<b>1.36</b>	22.86	0.00	9.95	7.00
Crews Bank & Trust	<b>1.26</b>	22.67	0.00	19.76	15.53
Southstate Bank, National Association	<b>1.22</b>	8.71	0.30	6.08	12.27
Wauchula State Bank	<b>1.20</b>	21.08	0.00	15.49	7.44
<b>Sunrise Bank</b>	<b>1.11</b>	<b>13.79</b>	<b>0.00</b>	<b>1.14</b>	<b>11.43</b>
Heartland National Bank	<b>1.02</b>	40.46	0.00	0.00	35.68
Bank Of Central Florida	<b>0.96</b>	17.11	0.00	0.00	24.28
Mainstreet Community Bank Of Florida	<b>0.87</b>	14.13	1.02	0.00	24.24
United Southern Bank	<b>0.82</b>	6.67	0.00	1.54	49.92
Citizens First Bank	<b>0.61</b>	0.17	0.36	0.00	65.66
The First National Bank Of Mount Dora	<b>0.48</b>	10.62	0.00	0.00	59.20
Citizens Bank And Trust	<b>0.37</b>	1.16	0.00	0.00	54.44
Cogent Bank	<b>0.30</b>	10.14	0.00	0.00	10.96

<b>Select Peer Average</b>	<b>2.91</b>	<b>14.52</b>	<b>0.12</b>	<b>4.04</b>	<b>25.42</b>
----------------------------	-------------	--------------	-------------	-------------	--------------

**PEER GROUP COMPARISONS REPORT**  
*Central Florida Group*

**STATEMENT OF CONDITION (% OF ASSETS)**  
For the six months June 30, 2022

Institution name	Net Loans & Leases	Premises & Fixed Assets	Total Real Estate Owned	Intangible Assets
Cogent Bank	<b>76.98</b>	0.43	0.00	0.07
Sunrise Bank	<b>70.92</b>	0.91	0.00	0.01
First National Bank Of Wauchula	<b>70.64</b>	1.48	0.00	0.00
Axiom Bank, National Association	<b>65.67</b>	2.30	0.03	0.30
Southstate Bank, National Association	<b>59.78</b>	1.23	0.00	4.64
First Colony Bank Of Florida	<b>57.76</b>	0.56	0.00	0.00
Mainstreet Community Bank Of Florida	<b>54.52</b>	2.20	0.00	0.01
Bank Of Central Florida	<b>54.12</b>	1.17	0.00	0.02
Wauchula State Bank	<b>53.30</b>	0.75	0.00	0.00
First Bank	<b>53.22</b>	2.27	0.00	0.00
Commerce Bank & Trust	<b>52.88</b>	0.11	0.00	0.00
Winter Park National Bank	<b>41.62</b>	0.43	0.00	0.00
Citizens Bank And Trust	<b>41.43</b>	0.84	0.00	0.00
Crews Bank & Trust	<b>38.64</b>	1.74	0.00	0.00
United Southern Bank	<b>35.47</b>	1.20	0.00	0.00
Surety Bank	<b>32.73</b>	0.95	0.00	0.00
Citizens First Bank	<b>28.90</b>	1.13	0.00	0.30
The First National Bank Of Mount Dora	<b>23.29</b>	1.09	0.05	0.00
Heartland National Bank	<b>20.26</b>	0.53	0.00	0.00

<b>Select Peer Average</b>	49.06	1.12	0.00	0.28
----------------------------	-------	------	------	------

**PEER GROUP COMPARISONS REPORT**  
*Central Florida Group*

**STATEMENT OF CONDITION (% OF TOTAL FUNDING SOURCES)**  
**For the six months June 30, 2022**

Institution name	Non Interest Bearing Deps	Interest Bearing Deps	Total Deps	Total Fed Funds & Repos	Other Borrowed Money
United Southern Bank	<b>56.72</b>	43.28	100.00	0.00	0.00
Surety Bank	<b>46.96</b>	53.04	100.00	0.00	0.00
Crews Bank & Trust	<b>43.83</b>	56.17	100.00	0.00	0.00
Bank Of Central Florida	<b>42.50</b>	57.50	100.00	0.00	0.00
First Colony Bank Of Florida	<b>42.49</b>	57.51	100.00	0.00	0.00
The First National Bank Of Mount Dora	<b>41.86</b>	58.14	100.00	0.00	0.00
Mainstreet Community Bank Of Florida	<b>41.04</b>	58.55	99.60	0.00	0.40
Sunrise Bank	<b>40.56</b>	58.44	99.00	0.00	1.00
First Bank	<b>38.77</b>	61.23	100.00	0.00	0.00
Citizens Bank And Trust	<b>38.60</b>	55.24	93.84	3.38	2.78
Cogent Bank	<b>38.19</b>	61.81	100.00	0.00	0.00
Southstate Bank, National Association	<b>36.38</b>	61.92	98.30	1.69	0.01
Wauchula State Bank	<b>35.94</b>	63.50	99.44	0.53	0.03
First National Bank Of Wauchula	<b>33.01</b>	66.99	100.00	0.00	0.00
Commerce Bank & Trust	<b>28.87</b>	70.12	98.99	1.01	0.00
Winter Park National Bank	<b>28.13</b>	66.96	95.09	4.77	0.14
Heartland National Bank	<b>24.37</b>	75.63	100.00	0.00	0.00
Axiom Bank, National Association	<b>23.41</b>	74.79	98.20	0.00	1.80
Citizens First Bank	<b>18.72</b>	72.67	91.40	5.82	2.79

<b>Select Peer Average</b>	36.86	61.76	98.62	0.91	0.47
----------------------------	-------	-------	-------	------	------

**PEER GROUP COMPARISONS REPORT**  
*Central Florida Group*

**YIELDS, COSTS & SPREADS - ASSET YIELDS**  
**For the six months June 30, 2022**

Institution name	Yield on Earning Assets	Cost of Funds	Net Interest Margin	Avg Earning Assets/AA
First National Bank Of Wauchula	4.84	0.35	<b>4.61</b>	88.21
Cogent Bank	4.07	0.38	<b>3.85</b>	99.24
Surety Bank	3.97	0.39	<b>3.66</b>	68.81
Axiom Bank, National Association	3.94	0.59	<b>3.52</b>	94.78
<b>Sunrise Bank</b>	<b>3.54</b>	<b>0.40</b>	<b>3.31</b>	<b>97.64</b>
First Bank	3.37	0.23	<b>3.23</b>	92.97
First Colony Bank Of Florida	3.30	0.14	<b>3.17</b>	98.63
Wauchula State Bank	3.22	0.09	<b>3.16</b>	98.55
Mainstreet Community Bank Of Florida	3.07	0.16	<b>2.98</b>	96.64
Southstate Bank, National Association	2.96	0.09	<b>2.90</b>	90.19
United Southern Bank	2.83	0.08	<b>2.78</b>	98.44
Commerce Bank & Trust	3.00	0.60	<b>2.62</b>	94.64
The First National Bank Of Mount Dora	2.70	0.16	<b>2.61</b>	97.73
Bank Of Central Florida	2.67	0.14	<b>2.59</b>	96.89
Citizens Bank And Trust	2.70	0.22	<b>2.57</b>	96.67
Crews Bank & Trust	2.60	0.10	<b>2.55</b>	97.16
Winter Park National Bank	2.68	0.31	<b>2.47</b>	96.55
Citizens First Bank	2.12	0.15	<b>2.00</b>	97.08
Heartland National Bank	1.84	0.15	<b>1.73</b>	97.70

<b>Select Peer Average</b>	3.13	0.25	2.84	94.66
----------------------------	------	------	------	-------