

# Pnb Community Bank

Niceville, FL

Established

6/16/1986

## Florida Bank and Thrift Performance Report

### Table of Contents

<b>Title</b>	<b>Page</b>
PEER GROUP POSITION	1
EXECUTIVE SUMMARY	2
SELECTED FINANCIAL DATA	3
SECURITIES COMPOSITION	4
LOAN PORTFOLIO COMPOSITION	5
LOAN PORTFOLIO QUALITY	6
DEPOSIT BASE COMPOSITION	7
INTEREST INCOME COMPOSITION	8
INTEREST EXPENSE COMPOSITION	9
NONINTEREST INCOME COMPOSITION	10
NONINTEREST EXPENSE COMPOSITION	11
PEER GROUP COMPARISONS REPORT	12-22

---

#### FLORIDA BANKING TEAM

Ed Hacker, Robert Brink, Ted Hacker, Steve Kania, David Ajvazi, Michael Squitieri, Erica Hines, Sacha Widmaier, Kristen Moroso, Anthony Hagbartsen, Matthew Hanley, Jordan Augustyniak, Madeline Bogumil, Natalie Filippone, Lauren Klindt, Phillip Berdeguer, Andrew Joyce, Dylan Frayne, Mai Tran, Meranda Joseph, Patricia Romero, Vanessa Hossler, Adam McCord

Information contained herein was obtained from FIS is believed to be reliable however, accuracy is not guaranteed and all peer and state averages are simple averages.

**PEER GROUP POSITION**

For the  
*North Florida Group*

**For the six months June 30, 2022**

Institution name	Total Assets (\$'000's)
Tiaa, Fsb	38,576,417
Capital City Bank	4,347,799
First Federal Bank	3,496,824
One Florida Bank	1,411,301
Drummond Community Bank	1,015,279
Prime Meridian Bank	860,735
Fnbt Bank	687,388
Beach Bank	619,248
Intracoastal Bank	550,214
Florida Capital Bank, National Association	521,750
First National Bank Northwest Florida	239,376
Community State Bank	213,562
The Warrington Bank	206,970
Madison County Community Bank	178,719
Lafayette State Bank	177,104
Bank Of Pensacola	158,209
<b>Pnb Community Bank</b>	<b>147,662</b>
Peoples Bank Of Graceville	113,192

Institution name	Return on Avg Assets (%)
Intracoastal Bank	1.66
Peoples Bank Of Graceville	1.27
Tiaa, Fsb	1.18
Drummond Community Bank	1.07
Prime Meridian Bank	1.04
First Federal Bank	1.00
Fnbt Bank	0.93
First National Bank Northwest Florida	0.86
Capital City Bank	0.84
Florida Capital Bank, National Association	0.83
One Florida Bank	0.79
Madison County Community Bank	0.76
Beach Bank	0.67
<b>Pnb Community Bank</b>	<b>0.59</b>
Lafayette State Bank	0.51
Bank Of Pensacola	0.32
Community State Bank	0.23
The Warrington Bank	(0.05)

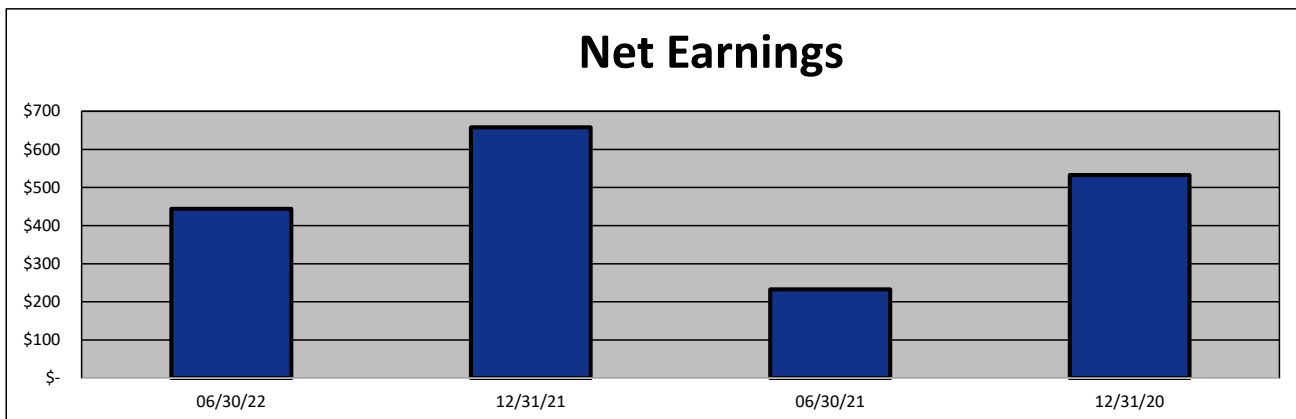
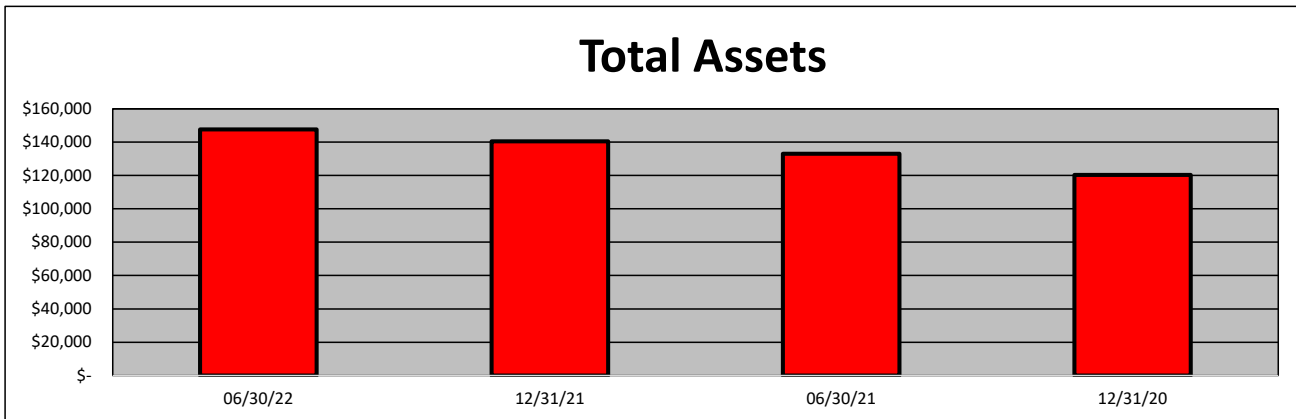
**EXECUTIVE SUMMARY - PNB Community Bank**  
(Percentage)

Period Ending	06/30/22	12/31/21	06/30/21	12/31/20	State Avg.	Peer Avg.
<b>CAPITAL RATIOS</b>						
Equity/Assets	7.03	9.09	9.44	10.48	10.08	7.90
Leverage Ratio	8.60	9.23	9.57	10.26	10.09	9.25
Tier 1 Cap/Risk Based Assets	0.00	0.00	0.00	0.00	16.44	15.75
Risk Based Ratio	0.00	0.00	0.00	0.00	17.29	16.64
Common Equity Tier 1 Capital Ratio	NA	0.00	0.00	0.00	16.42	15.75
<b>BALANCE SHEET RATIOS:</b>						
Loan/Deposit Ratio	74.03	71.05	68.41	66.33	64.07	59.01
Loans/Assets	67.65	64.50	61.82	59.26	52.71	50.75
Securities/Assets	16.96	17.52	15.70	18.18	17.27	27.40
<b>PROFITABILITY:</b>						
Return on Avg Assets	0.59	0.50	0.37	0.47	0.67	0.81
Return on Avg Equity	7.66	5.21	3.73	4.28	9.14	10.21
Nonint Income/Avg Assets	0.29	0.36	0.35	0.45	0.86	0.92
Net Overhead Ratio	2.86	2.89	3.00	3.21	1.91	1.62
Efficiency Ratio	79.79	82.57	86.81	85.64	225.75	70.54
Assets (per million) per Employee	3.69	3.70	3.33	3.25	9.27	8.22
<b>ASSET QUALITY:</b>						
Reserves/Loans	0.94	0.97	0.94	1.02	1.36	1.32
Nonperforming Loans/Total Loans	1.08	0.11	0.04	0.05	0.69	0.74
Nonperforming Assets/Total Assets	0.73	0.07	0.02	0.03	0.47	0.49
Adjusted Texas Ratio	9.54	0.74	0.25	0.27	3.38	4.08
<b>YIELDS &amp; COSTS:</b>						
Yield on earning assets	3.86	3.81	3.72	4.14	3.18	3.04
Cost of funds	0.06	0.13	0.16	0.25	0.42	0.30
Net interest margin	3.82	3.73	3.62	3.98	2.61	2.53
Avg Earning Assets/Avg Assets	95.56	95.96	96.82	96.24	90.17	94.25

**SELECTED FINANCIAL DATA - PNB Community Bank**  
(Dollars in Thousands)

<b>As of:</b>	<b>06/30/22</b>	<b>12/31/21</b>	<b>06/30/21</b>	<b>12/31/20</b>	<b>\$ Change 12 MTHS</b>	<b>% Change 12 MTHS</b>
Total Assets	147,662	140,441	133,018	120,307	14,644	11.01
Cash and Equivalents	18,946	24,610	29,032	26,425	(10,086)	(34.74)
Securities	25,044	24,601	20,887	21,873	4,157	19.90
Loans, net	99,886	90,587	82,233	71,298	17,653	21.47
Deposit Accounts	134,924	127,496	120,207	107,491	14,717	12.24
Fed Funds & Repos	-	-	-	-	-	NA
Total Equity	10,376	12,760	12,555	12,604	(2,179)	(17.36)

<b>Period Ending</b>	<b>06/30/22</b>	<b>12/31/21</b>	<b>06/30/21</b>	<b>12/31/20</b>	<b>\$ Change 12 MTHS</b>	<b>% Change 12 MTHS</b>
Net Earnings	444	658	233	533	211	90.56
Interest Income	2,753	4,845	2,286	4,544	467	20.43
Interest Expense	26	107	62	180	(36)	(58.06)
Net Interest Income	2,727	4,738	2,224	4,364	503	22.62
Prov for Loan Loss	-	-	-	-	-	NA
Noninterest income	216	478	225	515	(9)	(4.00)
Gain on Sale of Securities	-	-	-	17	-	NA
Noninterest Expense	2,349	4,309	2,127	4,179	222	10.44
Net Operating Income	594	907	322	700	272	84.47
Income Taxes	150	249	89	184	61	68.54

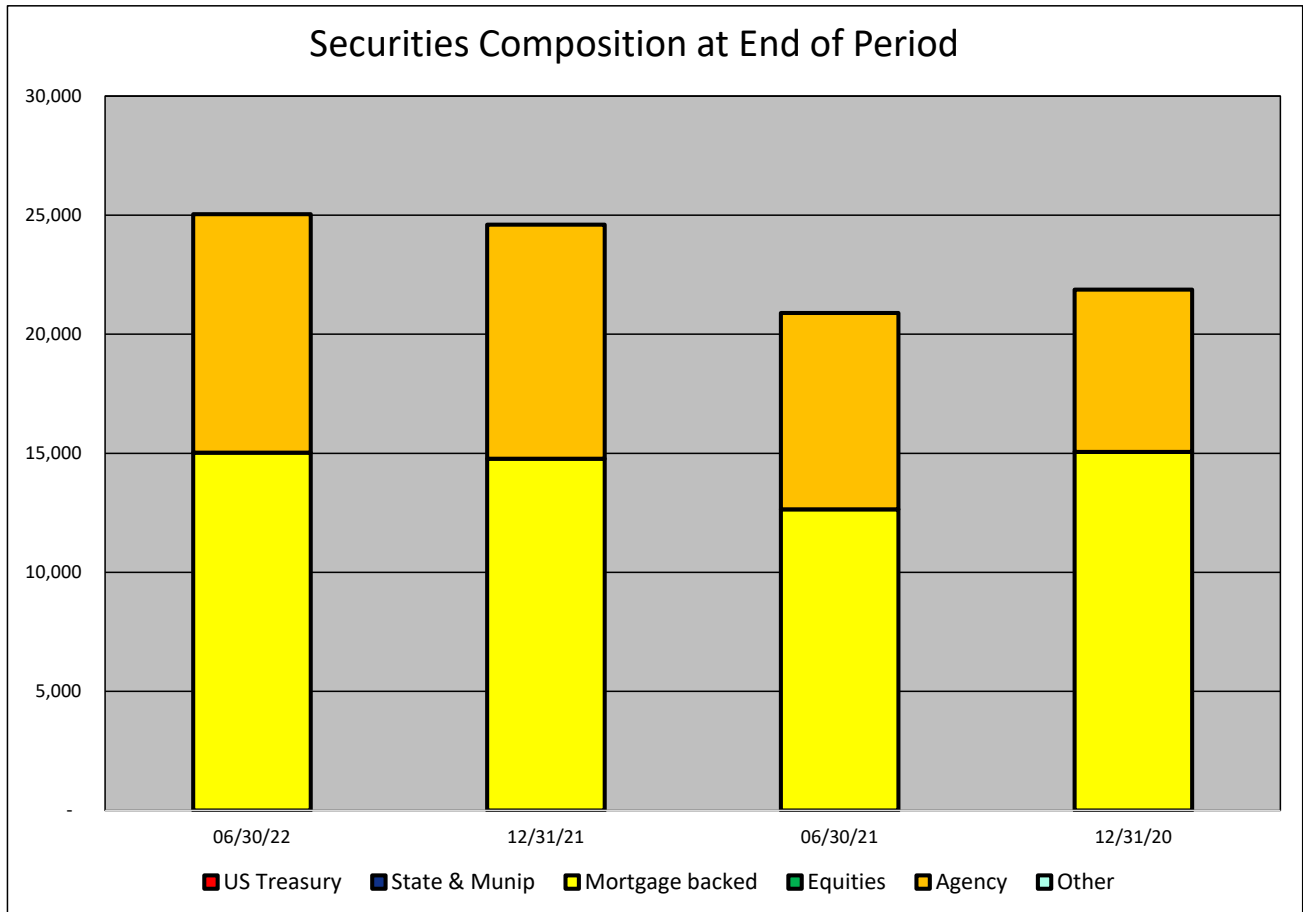


**SECURITIES COMPOSITION - PNB Community Bank**  
(Dollars in Thousands)

As of:	06/30/22	12/31/21	06/30/21	12/31/20	\$ Change 12 MTHS	% Change 12 MTHS
--------	----------	----------	----------	----------	----------------------	---------------------

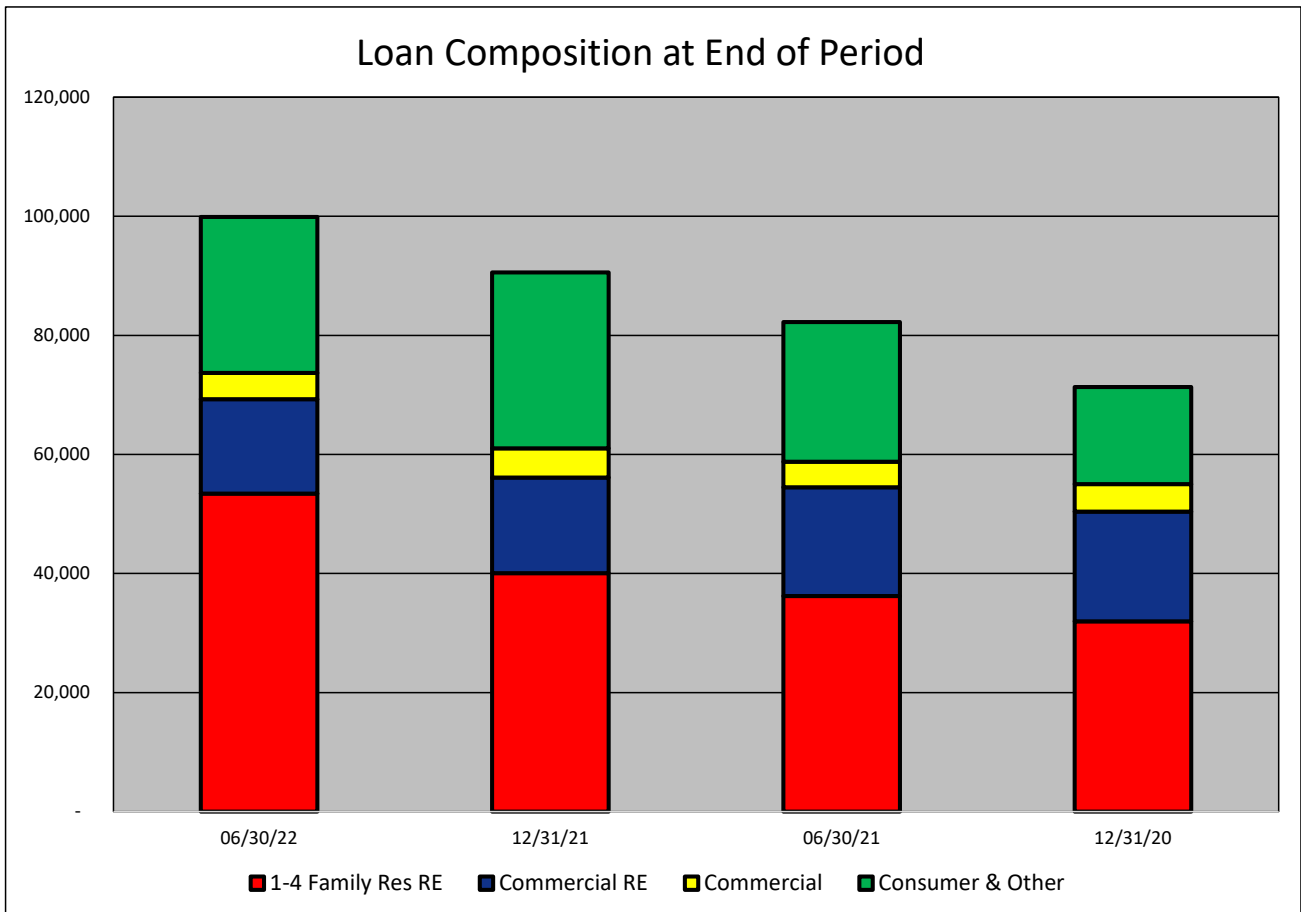
**SECURITIES CATEGORY:**

US Treasury	-	-	-	-	-	NA
State & Munip	-	-	-	-	-	NA
Mortgage backed	15,025	14,774	12,646	15,055	2,379	18.81
Equities	-	-	-	-	-	NA
Agency	10,019	9,827	8,241	6,818	1,778	21.58
Other	-	-	-	-	-	NA
<b>Total Securities</b>	<b>25,044</b>	<b>24,601</b>	<b>20,887</b>	<b>21,873</b>	<b>4,157</b>	<b>19.90</b>



**LOAN PORTFOLIO COMPOSITION - PNB Community Bank**  
(Dollars in Thousands)

As of:	06/30/22	12/31/21	06/30/21	12/31/20	\$ Change 12 MTHS	% Change 12 MTHS
<b>LOAN CATEGORY:</b>						
1-4 Family Res RE	53,402	40,049	36,211	31,958	17,191	47.47
Commercial RE	15,887	16,048	18,289	18,438	(2,402)	(13.13)
Commercial	4,390	4,906	4,287	4,613	103	2.40
Consumer & Other	26,207	29,584	23,446	16,289	2,761	11.78
<b>Loans, Net</b>	<b>99,886</b>	<b>90,587</b>	<b>82,233</b>	<b>71,298</b>	<b>17,653</b>	<b>21.47</b>



**LOAN PORTFOLIO QUALITY - PNB Community Bank**  
(Dollars in Thousands)

As of:	06/30/22	12/31/21	06/30/21	12/31/20	\$ Change 12 MTHS	% Change 12 MTHS
--------	----------	----------	----------	----------	----------------------	---------------------

**LOAN LOSS RESERVE ACTIVITY:**

Beginning Balance	883	727	727	634	156	21.46
Total Recoveries	60	161	45	93	15	33.33
Total Charge-offs	-	5	2	-	(2)	(100.00)
Provision Expense	-	-	-	-	-	NA
Writedown Transfer Loans HFS	-	-	-	-	-	NA
Adjustments	-	-	-	-	-	NA
Ending Balance	943	883	770	727	173	22.47

**NON-PERFORMING ASSETS:**

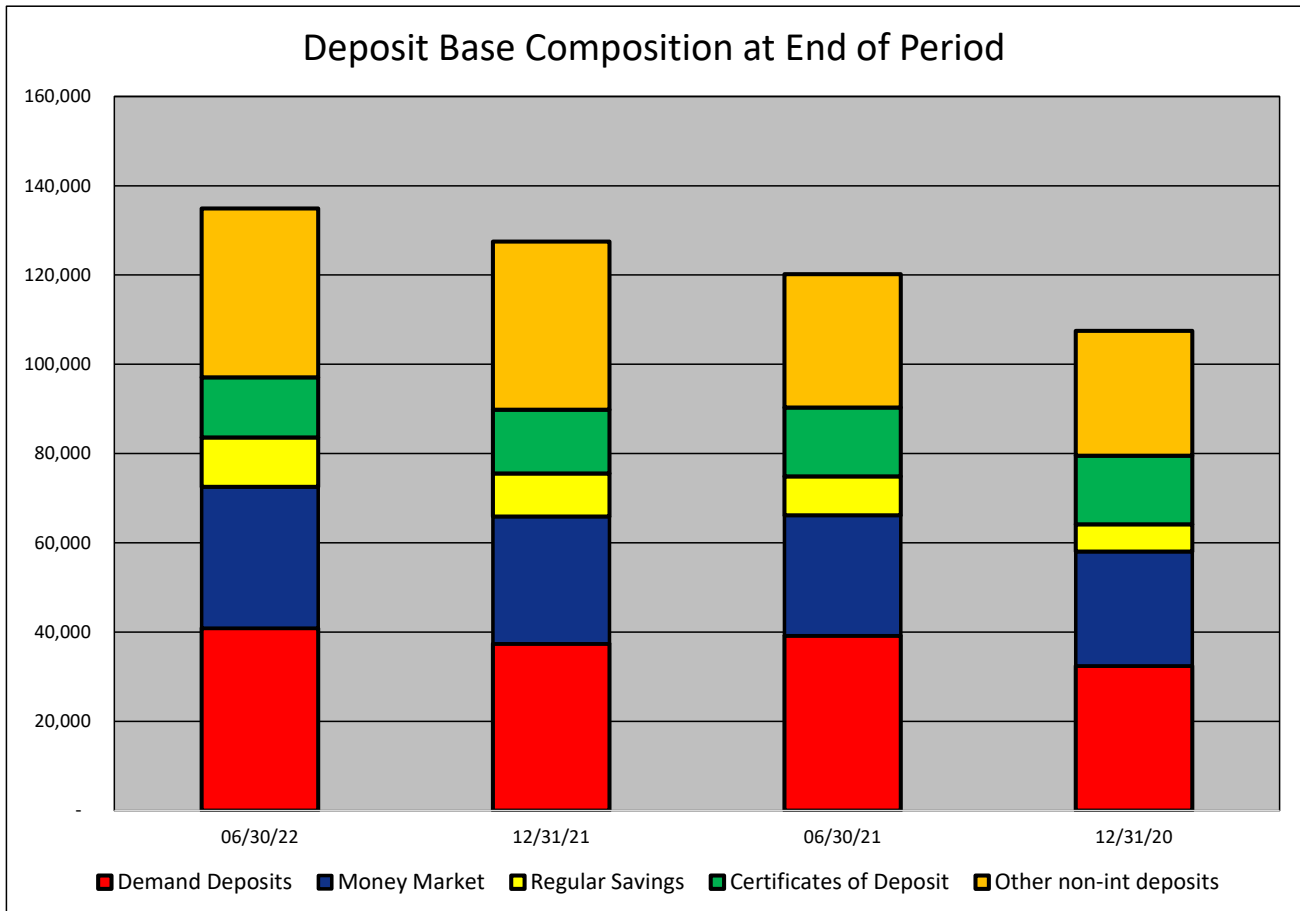
Total-90+ Days Past Due	-	-	-	-	-	NA
Total-Nonaccrual	1,080	101	33	36	1,047	3,172.73
Foreclosed Real Estate	-	-	-	-	-	NA
Total Non-perf Assets	1,080	101	33	36	1,047	3,172.73

**DEPOSIT BASE COMPOSITION - PNB Community Bank**  
(Dollars in Thousands)

As of:	06/30/22	12/31/21	06/30/21	12/31/20	\$ Change 12 MTHS	% Change 12 MTHS
--------	----------	----------	----------	----------	----------------------	---------------------

**DEPOSIT BASE CATEGORY:**

Demand Deposits	40,852	37,378	39,167	32,408	1,685	4.30
Money Market	31,709	28,514	27,011	25,607	4,698	17.39
Regular Savings	11,065	9,665	8,721	6,116	2,344	26.88
Certificates of Deposit	13,457	14,265	15,415	15,397	(1,958)	(12.70)
Other non-int deposits	37,841	37,674	29,893	27,963	7,948	26.59
<b>Total Deposits</b>	<b>134,924</b>	<b>127,496</b>	<b>120,207</b>	<b>107,491</b>	<b>14,717</b>	<b>12.24</b>



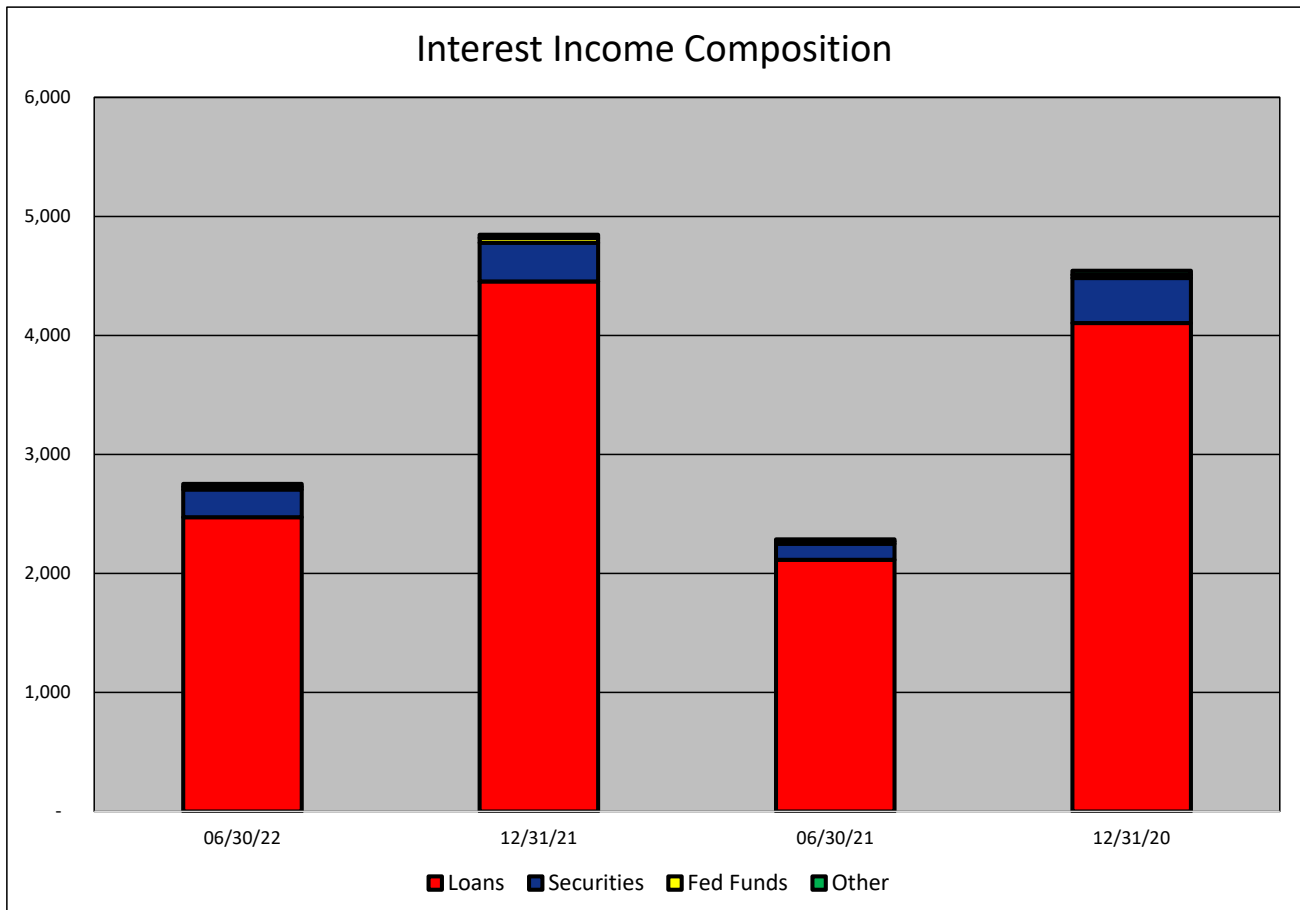


**INTEREST INCOME COMPOSITION- PNB Community Bank**  
(Dollars in Thousands)

As of:	06/30/22	12/31/21	06/30/21	12/31/20	\$ Change 12 MTHS	% Change 12 MTHS
--------	----------	----------	----------	----------	----------------------	---------------------

**INTEREST INCOME CATEGORY**

Loans	2,472	4,453	2,114	4,103	358	16.93
Securities	233	325	136	379	97	71.32
Fed Funds	24	41	20	26	4	20.00
Other	24	26	16	36	8	50.00
<b>Total Int Income</b>	<b>2,753</b>	<b>4,845</b>	<b>2,286</b>	<b>4,544</b>	<b>467</b>	<b>20.43</b>

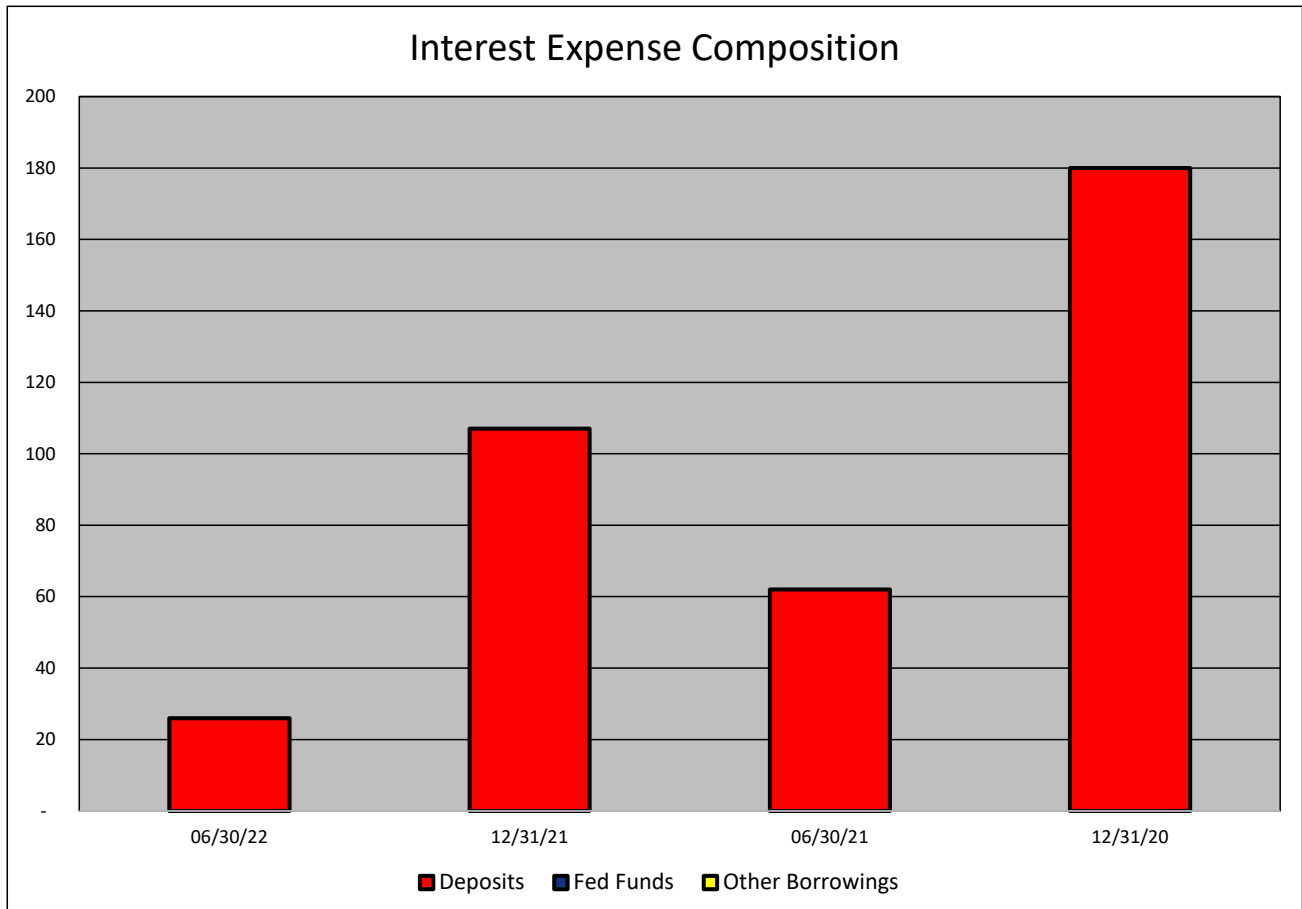


**INTEREST EXPENSE COMPOSITION- PNB Community Bank**  
(Dollars in Thousands)

As of:	06/30/22	12/31/21	06/30/21	12/31/20	\$ Change 12 MTHS	% Change 12 MTHS
--------	----------	----------	----------	----------	----------------------	---------------------

**INTEREST EXPENSE CATEGORY**

Deposits	26	107	62	180	(36)	(58.06)
Fed Funds	-	-	-	-	-	NA
Other Borrowings	-	-	-	-	-	NA
<b>Total Int Expense</b>	<b>26</b>	<b>107</b>	<b>62</b>	<b>180</b>	<b>(36)</b>	<b>(58.06)</b>

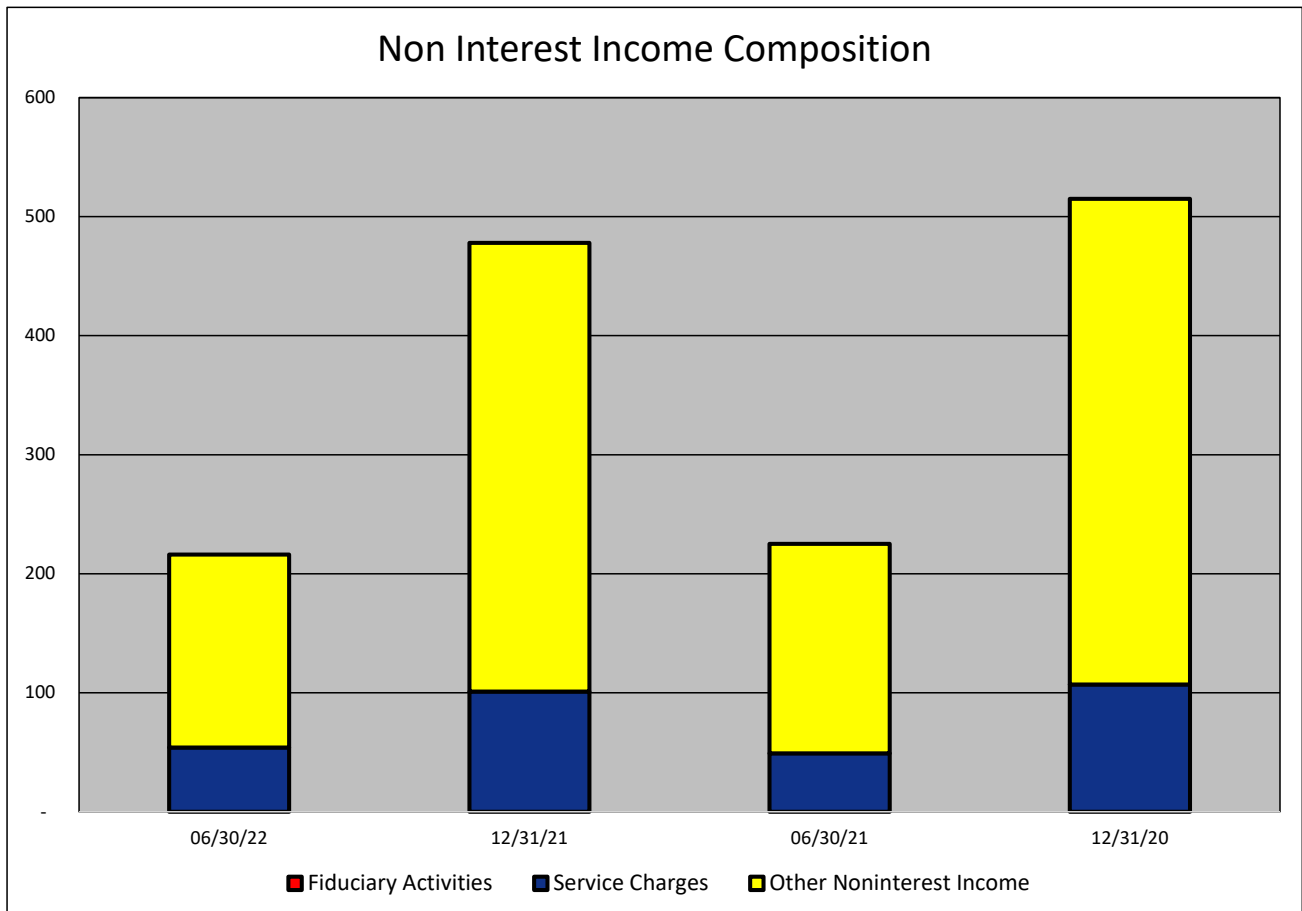


**NONINTEREST INCOME COMPOSITION- PNB Community Bank**  
(Dollars in Thousands)

As of:	06/30/22	12/31/21	06/30/21	12/31/20	\$ Change 12 MTHS	% Change 12 MTHS
--------	----------	----------	----------	----------	----------------------	---------------------

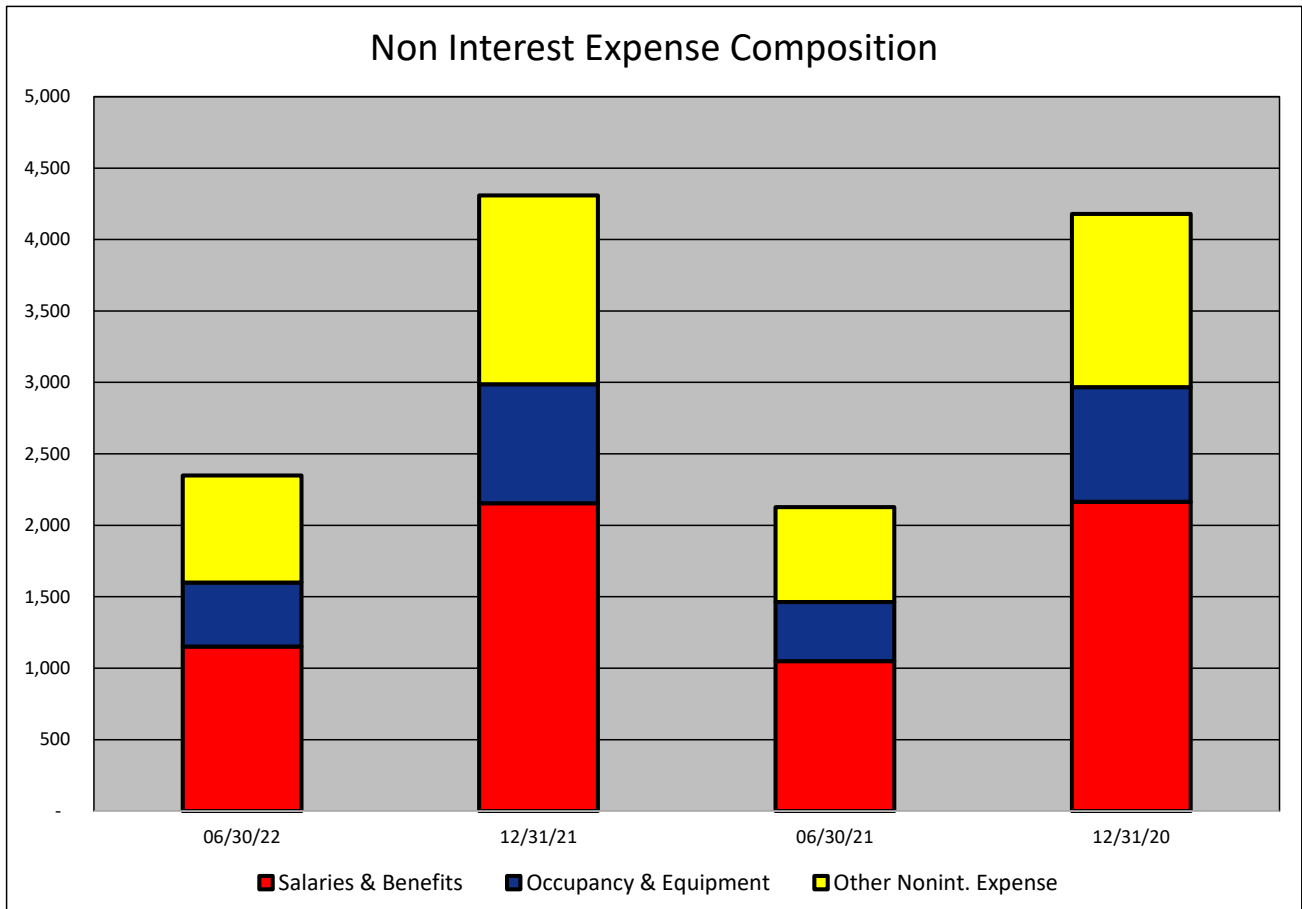
**NONINTEREST INCOME CATEGORY**

Fiduciary Activities	-	-	-	-	-	NA
Service Charges	54	101	49	107	5	10.20
Other Noninterest Income	162	377	176	408	(14)	(7.95)
<b>Total Nonint. Income</b>	<b>216</b>	<b>478</b>	<b>225</b>	<b>515</b>	<b>(9)</b>	<b>(4.00)</b>



**NONINTEREST EXPENSE COMPOSITION- PNB Community Bank**  
(Dollars in Thousands)

As of:	06/30/22	12/31/21	06/30/21	12/31/20	\$ Change 12 MTHS	% Change 12 MTHS
<b>NONINTEREST EXPENSE CATEGORY</b>						
Salaries & Benefits	1,152	2,154	1,050	2,164	102	9.71
Occupancy & Equipment	447	833	413	802	34	8.23
Other Nonint. Expense	750	1,322	664	1,213	86	12.95
<b>Total Nonint. Expense</b>	<b>2,349</b>	<b>4,309</b>	<b>2,127</b>	<b>4,179</b>	<b>222</b>	<b>10.44</b>



**PEER GROUP COMPARISONS REPORT**  
**North Florida Group**

BALANCE SHEET

Institution name	Total Assets \$000		% Change in Assets
	This Year	Last Year	
The Warrington Bank	206,970	116,409	<b>77.80</b>
One Florida Bank	1,411,301	1,090,805	<b>29.38</b>
Bank Of Pensacola	158,209	132,628	<b>19.29</b>
Prime Meridian Bank	860,735	756,537	<b>13.77</b>
<b>Pnb Community Bank</b>	<b>147,662</b>	<b>133,018</b>	<b>11.01</b>
Fnbt Bank	687,388	619,219	<b>11.01</b>
Drummond Community Bank	1,015,279	917,699	<b>10.63</b>
First National Bank Northwest Florida	239,376	217,274	<b>10.17</b>
First Federal Bank	3,496,824	3,175,330	<b>10.12</b>
Community State Bank	213,562	195,089	<b>9.47</b>
Madison County Community Bank	178,719	163,779	<b>9.12</b>
Capital City Bank	4,347,799	4,000,591	<b>8.68</b>
Florida Capital Bank, National Association	521,750	491,536	<b>6.15</b>
Intracoastal Bank	550,214	527,264	<b>4.35</b>
Beach Bank	619,248	602,207	<b>2.83</b>
Lafayette State Bank	177,104	174,322	<b>1.60</b>
Tiaa, Fsb	38,576,417	38,435,437	<b>0.37</b>
Peoples Bank Of Graceville	113,192	125,466	<b>(9.78)</b>

<b>Select Peer Average</b>	<b>2,973,431</b>	<b>2,881,923</b>	<b>12.55</b>
----------------------------	------------------	------------------	--------------

**PEER GROUP COMPARISONS REPORT**  
*North Florida Group*

BALANCE SHEET

Institution name	Total Loans \$000		% Change in Loans
	This Year	Last Year	
The Warrington Bank	41,814	25,337	<b>65.03</b>
Florida Capital Bank, National Association	428,285	298,877	<b>43.30</b>
One Florida Bank	916,282	749,197	<b>22.30</b>
<b>Pnb Community Bank</b>	<b>99,886</b>	<b>82,233</b>	<b>21.47</b>
Drummond Community Bank	570,917	478,307	<b>19.36</b>
Lafayette State Bank	118,000	100,815	<b>17.05</b>
Beach Bank	485,474	424,784	<b>14.29</b>
Madison County Community Bank	80,287	70,756	<b>13.47</b>
Prime Meridian Bank	554,902	490,123	<b>13.22</b>
Intracoastal Bank	308,614	275,202	<b>12.14</b>
Capital City Bank	2,262,361	2,089,483	<b>8.27</b>
Tiaa, Fsb	32,307,764	32,595,460	<b>(0.88)</b>
Fnbt Bank	188,389	204,258	<b>(7.77)</b>
Community State Bank	84,699	93,664	<b>(9.57)</b>
Bank Of Pensacola	47,167	53,277	<b>(11.47)</b>
Peoples Bank Of Graceville	34,068	43,398	<b>(21.50)</b>
First Federal Bank	990,244	1,321,487	<b>(25.07)</b>
First National Bank Northwest Florida	49,928	76,843	<b>(35.03)</b>

<b>Select Peer Average</b>	2,198,282	2,192,972	7.70
----------------------------	-----------	-----------	------

**PEER GROUP COMPARISONS REPORT**  
*North Florida Group*

**CAPITAL RATIOS**  
**For the six months June 30, 2022**

Institution name	Equity/ Assets	Leverage Ratio	Tier 1 Risk- based Ratio	Risk based Capital Ratio	Common Equity Tier 1 Capital Ratio
The Warrington Bank	14.79	<b>15.11</b>	0.00	0.00	0.00
Florida Capital Bank, National Association	12.28	<b>12.77</b>	18.83	20.05	18.83
Peoples Bank Of Graceville	2.56	<b>10.59</b>	31.98	33.06	31.98
Tiaa, Fsb	10.53	<b>10.01</b>	15.10	16.06	15.10
Beach Bank	13.43	<b>9.90</b>	11.47	12.52	11.47
Drummond Community Bank	7.00	<b>9.63</b>	0.00	0.00	0.00
First National Bank Northwest Florida	8.87	<b>9.16</b>	47.56	48.82	47.56
First Federal Bank	7.75	<b>8.90</b>	17.73	18.63	17.73
Fnbt Bank	8.28	<b>8.65</b>	23.29	24.54	23.29
Prime Meridian Bank	7.96	<b>8.61</b>	12.61	13.72	12.61
<b>Pnb Community Bank</b>	<b>7.03</b>	<b>8.60</b>	<b>0.00</b>	<b>0.00</b>	<b>0.00</b>
Capital City Bank	9.11	<b>8.33</b>	14.38	15.32	14.38
One Florida Bank	7.69	<b>8.30</b>	10.66	11.50	10.66
Intracoastal Bank	5.16	<b>8.19</b>	11.10	12.28	11.10
Bank Of Pensacola	8.15	<b>8.18</b>	32.99	34.23	32.99
Lafayette State Bank	4.68	<b>7.95</b>	10.33	11.25	10.33
Madison County Community Bank	3.95	<b>7.80</b>	13.79	15.04	13.79
Community State Bank	2.94	<b>5.86</b>	11.65	12.52	11.65

<b>Select Peer Average</b>	7.90	9.25	15.75	16.64	15.75
----------------------------	------	------	-------	-------	-------

**PEER GROUP COMPARISONS REPORT**  
*North Florida Group*

**BALANCE SHEET RATIOS**  
**For the six months June 30, 2022**

Institution name	Loans/ Deposits	Gross Loans/ Assets	Securities/ Assets
Tiaa, Fsb	<b>122.40</b>	83.75	11.39
Florida Capital Bank, National Association	<b>113.49</b>	82.09	3.54
Beach Bank	<b>99.83</b>	78.40	3.47
<b>Pnb Community Bank</b>	<b>74.03</b>	<b>67.65</b>	<b>16.96</b>
One Florida Bank	<b>70.70</b>	64.92	8.53
Prime Meridian Bank	<b>70.64</b>	64.47	16.52
Lafayette State Bank	<b>70.24</b>	66.63	20.87
Drummond Community Bank	<b>61.78</b>	56.23	35.79
Intracoastal Bank	<b>59.50</b>	56.09	25.13
Capital City Bank	<b>58.93</b>	52.03	25.81
Madison County Community Bank	<b>47.06</b>	44.92	39.55
Community State Bank	<b>41.01</b>	39.66	23.52
Bank Of Pensacola	<b>32.54</b>	29.81	48.89
First Federal Bank	<b>32.29</b>	28.32	57.86
Peoples Bank Of Graceville	<b>31.00</b>	30.10	61.40
Fnbt Bank	<b>29.98</b>	27.41	32.59
The Warrington Bank	<b>23.73</b>	20.20	58.09
First National Bank Northwest Florida	<b>22.97</b>	20.86	3.36

<b>Select Peer Average</b>	59.01	50.75	27.40
----------------------------	-------	-------	-------



**PEER GROUP COMPARISONS REPORT**  
*North Florida Group*

**PROFITABILITY RATIOS**  
**For the six months June 30, 2022**

Institution name	Avg Total Assets (\$000)	Return on Avg Assets	Return on Avg Equity
Intracoastal Bank	535,604	<b>1.66</b>	26.99
Peoples Bank Of Graceville	114,829	<b>1.27</b>	20.03
Tiaa, Fsb	37,752,782	<b>1.18</b>	11.38
Drummond Community Bank	1,027,693	<b>1.07</b>	12.74
Prime Meridian Bank	862,902	<b>1.04</b>	12.85
First Federal Bank	3,598,006	<b>1.00</b>	11.17
Fnbt Bank	649,344	<b>0.93</b>	10.92
First National Bank Northwest Florida	222,263	<b>0.86</b>	9.17
Capital City Bank	4,311,252	<b>0.84</b>	9.00
Florida Capital Bank, National Association	506,480	<b>0.83</b>	6.64
One Florida Bank	1,398,808	<b>0.79</b>	10.11
Madison County Community Bank	175,348	<b>0.76</b>	13.02
Beach Bank	613,040	<b>0.67</b>	5.00
<b>Pnb Community Bank</b>	<b>149,294</b>	<b>0.59</b>	<b>7.66</b>
Lafayette State Bank	174,428	<b>0.51</b>	8.29
Bank Of Pensacola	154,840	<b>0.32</b>	3.92
Community State Bank	207,160	<b>0.23</b>	5.31
The Warrington Bank	154,024	<b>(0.05)</b>	(0.38)

<b>Select Peer Average</b>	2,922,672	0.81	10.21
----------------------------	-----------	------	-------

**PEER GROUP COMPARISONS REPORT**  
*North Florida Group*

**PROFITABILITY RATIOS**  
**For the six months June 30, 2022**

Institution name	Noninterest Income/AA	Net Overhead Ratio	Efficiency Ratio	Assets (per million) per Employee
Tiaa, Fsb	1.42	0.40	<b>47.78</b>	26.66
Intracoastal Bank	0.14	1.60	<b>50.29</b>	13.76
Peoples Bank Of Graceville	0.25	1.31	<b>54.14</b>	8.09
Prime Meridian Bank	0.28	1.46	<b>54.73</b>	8.61
One Florida Bank	0.15	1.63	<b>60.34</b>	9.94
Drummond Community Bank	0.99	2.05	<b>62.71</b>	4.98
First National Bank Northwest Florida	0.52	0.95	<b>63.16</b>	7.25
Madison County Community Bank	0.55	1.65	<b>67.80</b>	6.87
Fnbt Bank	1.12	1.05	<b>70.45</b>	7.81
First Federal Bank	1.93	1.29	<b>72.00</b>	4.78
Capital City Bank	2.15	1.37	<b>75.83</b>	5.80
Bank Of Pensacola	0.18	1.18	<b>76.44</b>	14.38
Beach Bank	1.31	2.00	<b>78.52</b>	6.01
<b>Pnb Community Bank</b>	<b>0.29</b>	<b>2.86</b>	<b>79.79</b>	<b>3.69</b>
Lafayette State Bank	1.09	2.67	<b>80.87</b>	3.41
Florida Capital Bank, National Association	3.40	1.74	<b>82.44</b>	3.20
Community State Bank	0.62	2.28	<b>88.61</b>	6.28
The Warrington Bank	0.25	1.71	<b>103.78</b>	6.47

<b>Select Peer Average</b>	0.92	1.62	70.54	8.22
----------------------------	------	------	-------	------

**PEER GROUP COMPARISONS REPORT**  
*North Florida Group*

**ASSET QUALITY RATIOS**  
**For the six months June 30, 2022**

Institution name	Reserves/ Loans	Nonperf Loans/ Total Loans	Nonperf Assets/ Total Assets	Adjusted Texas Ratio
Bank Of Pensacola	1.04	0.00	<b>0.00</b>	0.00
First National Bank Northwest Florida	2.50	0.00	<b>0.00</b>	0.00
Intracoastal Bank	1.54	0.00	<b>0.00</b>	0.00
The Warrington Bank	1.18	0.06	<b>0.01</b>	0.08
Fnbt Bank	2.60	0.09	<b>0.02</b>	0.27
Prime Meridian Bank	1.19	0.06	<b>0.04</b>	0.46
Lafayette State Bank	1.05	0.08	<b>0.05</b>	0.97
Capital City Bank	0.94	0.14	<b>0.07</b>	0.99
One Florida Bank	1.00	0.11	<b>0.07</b>	0.85
Peoples Bank Of Graceville	1.17	0.37	<b>0.11</b>	3.85
Drummond Community Bank	1.77	0.13	<b>0.13</b>	1.66
Madison County Community Bank	1.89	0.31	<b>0.14</b>	2.89
Florida Capital Bank, National Association	0.98	0.59	<b>0.49</b>	0.82
<b>Pnb Community Bank</b>	<b>0.94</b>	<b>1.08</b>	<b>0.73</b>	<b>9.54</b>
Community State Bank	1.08	2.47	<b>0.99</b>	30.97
First Federal Bank	1.04	3.64	<b>1.03</b>	1.32
Beach Bank	1.13	0.04	<b>1.50</b>	10.49
Tiaa, Fsb	0.74	4.17	<b>3.50</b>	8.31

<b>Select Peer Average</b>	1.32	0.74	0.49	4.08
----------------------------	------	------	------	------

**PEER GROUP COMPARISONS REPORT**  
*North Florida Group*

**STATEMENT OF CONDITION (% OF ASSETS)**  
**For the six months June 30, 2022**

Institution name	Cash & Nointerest bearing Deps	Interest- bearing Bal	Fed Funds Sold & Repos	Held to Maturity Secs	Available for Sale Secs
Pnb Community Bank	<b>3.93</b>	1.57	7.33	0.00	16.96
Bank Of Pensacola	<b>3.46</b>	16.99	0.00	48.89	0.00
Community State Bank	<b>2.47</b>	29.87	0.13	0.00	23.52
Drummond Community Bank	<b>2.38</b>	1.34	0.00	0.48	35.31
Capital City Bank	<b>2.10</b>	13.88	0.00	12.15	13.66
Lafayette State Bank	<b>1.95</b>	4.14	0.69	0.00	20.87
The Warrington Bank	<b>1.74</b>	19.11	0.00	53.03	5.06
One Florida Bank	<b>1.59</b>	23.93	0.00	0.00	8.53
Prime Meridian Bank	<b>1.48</b>	12.19	1.92	1.02	15.50
Madison County Community Bank	<b>1.39</b>	8.50	0.00	0.00	39.55
Intracoastal Bank	<b>1.10</b>	15.12	0.00	0.00	25.13
Florida Capital Bank, National Association	<b>1.05</b>	8.52	0.00	0.00	3.54
Peoples Bank Of Graceville	<b>0.96</b>	6.96	0.00	0.00	61.23
First Federal Bank	<b>0.88</b>	2.25	0.00	0.00	57.85
First National Bank Northwest Florida	<b>0.66</b>	74.83	0.00	1.87	1.41
Beach Bank	<b>0.56</b>	6.28	0.00	0.00	3.47
Fnbt Bank	<b>0.47</b>	37.36	0.00	32.01	0.57
Tiaa, Fsb	<b>0.10</b>	2.27	0.00	0.12	11.24

<b>Select Peer Average</b>	1.57	15.84	0.56	8.31	19.08
----------------------------	------	-------	------	------	-------

**PEER GROUP COMPARISONS REPORT**  
*North Florida Group*

**STATEMENT OF CONDITION (% OF ASSETS)**  
**For the six months June 30, 2022**

Institution name	Net Loans & Leases	Premises & Fixed Assets	Total Real Estate Owned	Intangible Assets
Tiaa, Fsb	<b>83.13</b>	0.08	0.01	0.81
Beach Bank	<b>77.29</b>	2.57	1.47	0.07
<b>Pnb Community Bank</b>	<b>67.01</b>	<b>1.96</b>	<b>0.00</b>	<b>0.00</b>
Lafayette State Bank	<b>65.93</b>	3.04	0.00	0.00
One Florida Bank	<b>64.24</b>	0.78	0.00	0.00
Florida Capital Bank, National Association	<b>62.91</b>	0.43	0.00	0.05
Prime Meridian Bank	<b>62.45</b>	1.27	0.00	0.00
Intracoastal Bank	<b>55.23</b>	1.06	0.00	0.00
Drummond Community Bank	<b>52.21</b>	2.51	0.06	0.08
Capital City Bank	<b>50.42</b>	2.17	0.00	2.17
Madison County Community Bank	<b>44.07</b>	2.43	0.00	0.00
Community State Bank	<b>39.23</b>	1.82	0.01	0.17
Peoples Bank Of Graceville	<b>29.74</b>	0.09	0.00	0.00
Bank Of Pensacola	<b>29.50</b>	0.73	0.00	0.00
Fnbt Bank	<b>26.32</b>	2.03	0.00	0.00
First Federal Bank	<b>25.93</b>	1.16	0.00	5.52
First National Bank Northwest Florida	<b>20.34</b>	0.48	0.00	0.01
The Warrington Bank	<b>19.96</b>	0.61	0.00	0.00

<b>Select Peer Average</b>	<b>48.66</b>	<b>1.40</b>	<b>0.09</b>	<b>0.49</b>
----------------------------	--------------	-------------	-------------	-------------

**PEER GROUP COMPARISONS REPORT**  
*North Florida Group*

**STATEMENT OF CONDITION (% OF TOTAL FUNDING SOURCES)**  
**For the six months June 30, 2022**

Institution name	Non Interest Bearing Deps	Interest Bearing Deps	Total Deps	Total Fed Funds & Repos	Other Borrowed Money
Drummond Community Bank	<b>49.79</b>	49.04	98.82	0.00	1.18
Bank Of Pensacola	<b>45.98</b>	54.02	100.00	0.00	0.00
Capital City Bank	<b>45.90</b>	52.76	98.66	0.10	1.25
Community State Bank	<b>45.22</b>	54.78	100.00	0.00	0.00
Lafayette State Bank	<b>44.38</b>	55.62	100.00	0.00	0.00
Florida Capital Bank, National Association	<b>38.28</b>	45.06	83.33	0.00	16.67
One Florida Bank	<b>35.41</b>	64.46	99.87	0.00	0.13
<b>Pnb Community Bank</b>	<b>30.27</b>	<b>69.73</b>	<b>100.00</b>	<b>0.00</b>	<b>0.00</b>
Intracoastal Bank	<b>29.87</b>	70.13	100.00	0.00	0.00
The Warrington Bank	<b>28.97</b>	71.03	100.00	0.00	0.00
First National Bank Northwest Florida	<b>27.89</b>	72.11	100.00	0.00	0.00
Beach Bank	<b>26.93</b>	65.67	92.60	0.00	7.40
Peoples Bank Of Graceville	<b>26.91</b>	73.09	100.00	0.00	0.00
Prime Meridian Bank	<b>26.82</b>	72.76	99.58	0.00	0.42
Madison County Community Bank	<b>24.53</b>	75.47	100.00	0.00	0.00
First Federal Bank	<b>7.19</b>	89.45	96.64	0.00	3.36
Fnbt Bank	<b>3.48</b>	96.52	100.00	0.00	0.00
Tiaa, Fsb	<b>2.76</b>	75.07	77.82	0.00	22.18

<b>Select Peer Average</b>	30.03	67.04	97.07	0.01	2.92
----------------------------	-------	-------	-------	------	------

**PEER GROUP COMPARISONS REPORT**  
*North Florida Group*

**YIELDS, COSTS & SPREADS - ASSET YIELDS**  
For the six months June 30, 2022

Institution name	Yield on Earning Assets	Cost of Funds	Net Interest Margin	Avg Earning Assets/AA
Drummond Community Bank	4.08	0.07	<b>4.02</b>	94.44
<b>Pnb Community Bank</b>	<b>3.86</b>	<b>0.06</b>	<b>3.82</b>	<b>95.56</b>
Lafayette State Bank	3.93	0.34	<b>3.74</b>	94.08
Intracoastal Bank	3.53	0.21	<b>3.39</b>	97.42
Beach Bank	3.62	0.52	<b>3.25</b>	89.60
Community State Bank	3.21	0.13	<b>3.12</b>	83.28
Prime Meridian Bank	3.20	0.30	<b>3.00</b>	96.88
Florida Capital Bank, National Association	3.22	0.56	<b>2.96</b>	95.91
One Florida Bank	3.13	0.35	<b>2.90</b>	96.45
First Federal Bank	2.90	0.21	<b>2.74</b>	91.29
Madison County Community Bank	3.10	0.51	<b>2.71</b>	96.37
Capital City Bank	2.77	0.07	<b>2.71</b>	91.79
Peoples Bank Of Graceville	2.98	0.51	<b>2.63</b>	98.67
Tiaa, Fsb	3.08	0.79	<b>2.40</b>	99.44
Fnbt Bank	2.45	0.18	<b>2.27</b>	86.23
First National Bank Northwest Florida	1.98	0.07	<b>1.92</b>	94.14
The Warrington Bank	1.73	0.09	<b>1.68</b>	97.76
Bank Of Pensacola	1.91	0.51	<b>1.64</b>	97.25
<b>Select Peer Average</b>	<b>3.04</b>	<b>0.30</b>	<b>2.53</b>	<b>94.25</b>